Duty Cycle

Test Result

Mode	Data rates	Channel	Antenna	On Time (ms)	Period (ms)	Duty Cycle (%)	Duty Cycle (linear)	Duty Cycle Factor (dB)	1/T
IEEE 802.11a	6	36	1	1.304	1.346	96.88	0.9688	0.1377	0.7669
		40		1.303	1.345	96.91	0.9691	0.1363	0.7675
		48		1.304	1.345	96.95	0.9695	0.1345	0.7669
IEEE 802.11n_20	MCS 0	36		1.292	1.333	96.92	0.9692	0.1359	0.7740
		40		1.292	1.333	96.88	0.9688	0.1377	0.7740
		48		1.292	1.333	96.92	0.9692	0.1359	0.7740
IEEE 802.11n_40		38		0.638	0.681	93.76	0.9376	0.2798	1.5674
		46		0.638	0.681	93.76	0.9376	0.2798	1.5674
IEEE 802.11ac_20		36		1.316	1.357	96.98	0.9698	0.1332	0.7599
		40		1.316	1.358	96.91	0.9691	0.1363	0.7599
		48		1.315	1.357	96.88	0.9688	0.1377	0.7605
IEEE 802.11ac_40		38		0.654	0.697	93.90	0.9390	0.2733	1.5291
		46		0.654	0.696	93.90	0.9390	0.2733	1.5291
IEEE 802.11ac_80		42		0.325	0.369	88.14	0.8814	0.5483	3.0769

Test Graphs

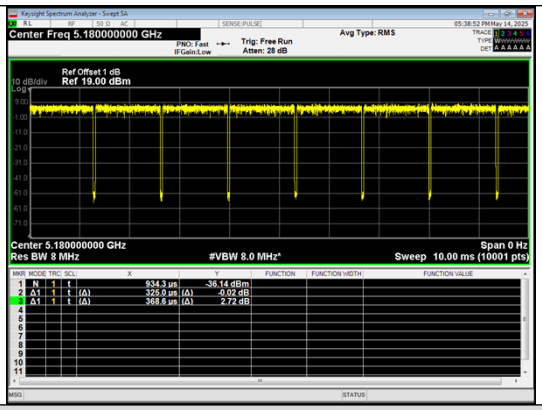

IEEE 802.11a_20MHz_Channel 36

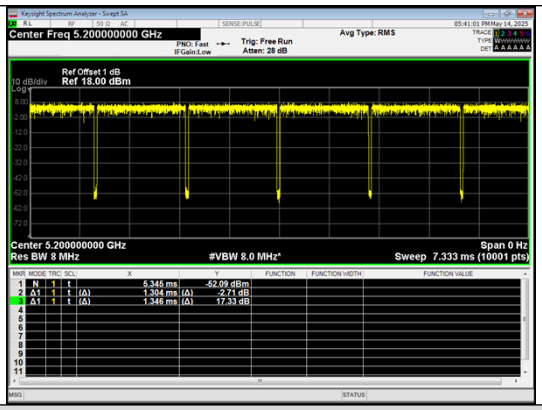

IEEE 802.11a_20MHz_Channel 40

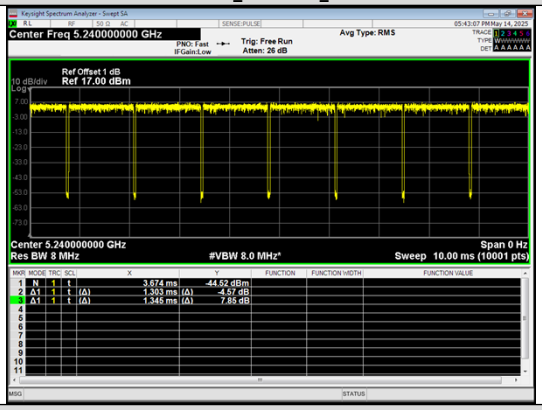

IEEE 802.11a_20MHz_Channel 48

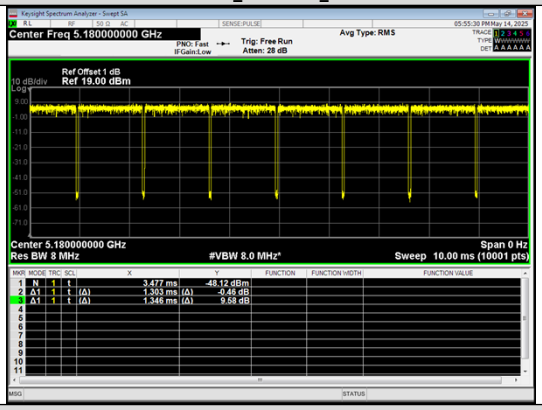

IEEE 802.11n_20MHz_Channel 36

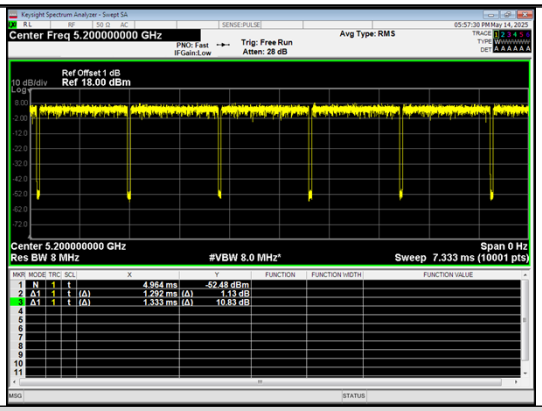

IEEE 802.11n_20MHz_Channel 40

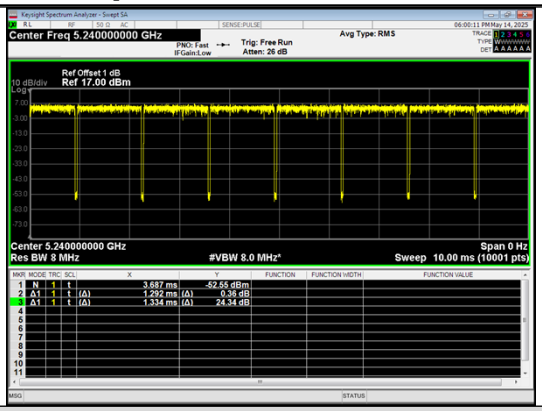

IEEE 802.11n_20MHz_Channel 48

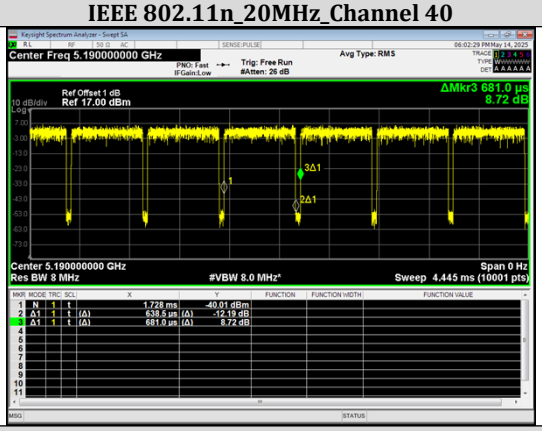

IEEE 802.11n_40MHz_Channel 38

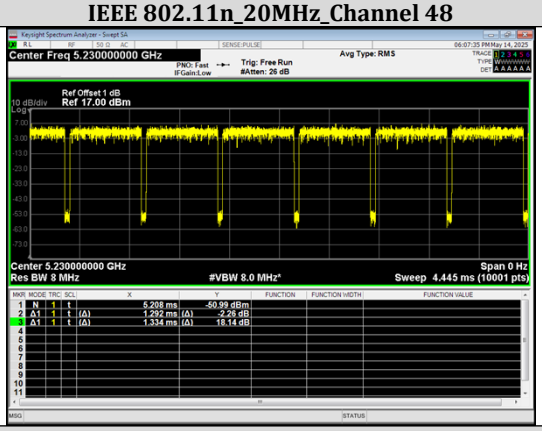

IEEE 802.11n_40MHz_Channel 46

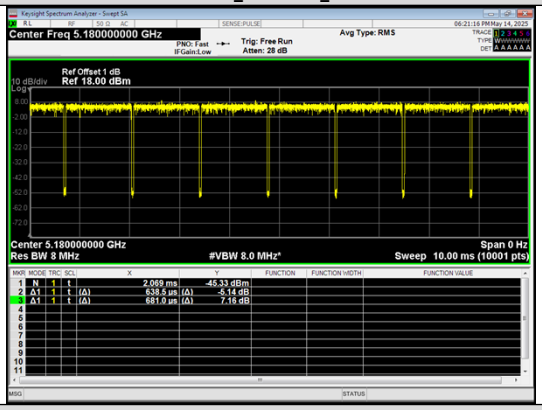

IEEE 802.11ac_20MHz_Channel 36

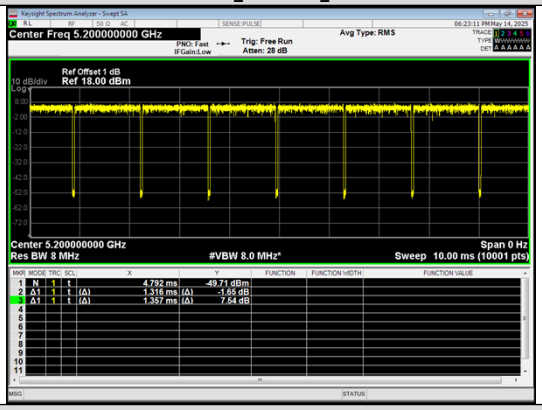

IEEE 802.11ac_20MHz_Channel 40

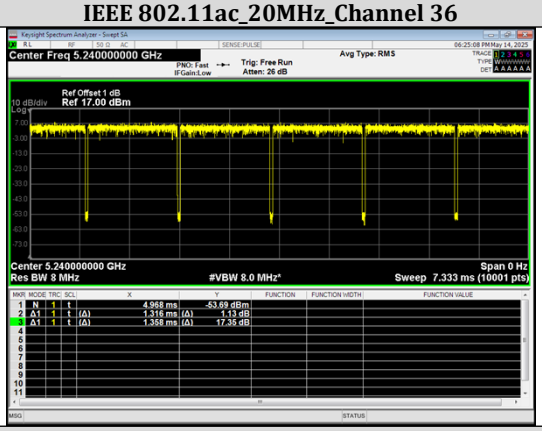

IEEE 802.11ac_20MHz_Channel 48

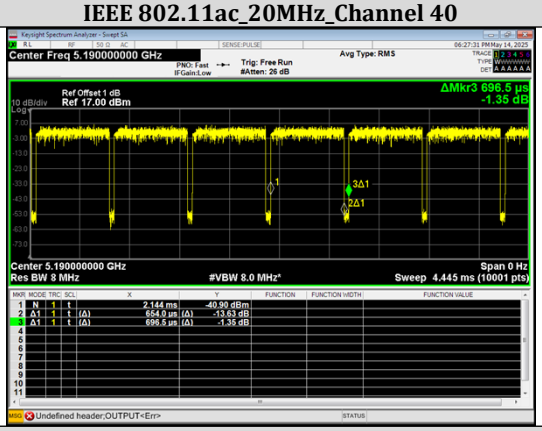

IEEE 802.11ac_40MHz_Channel 38

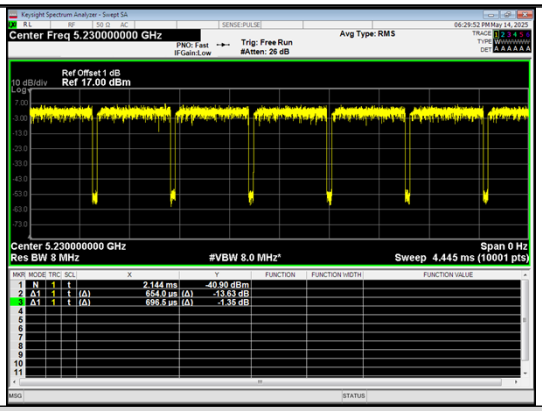

IEEE 802.11ac_40MHz_Channel 46

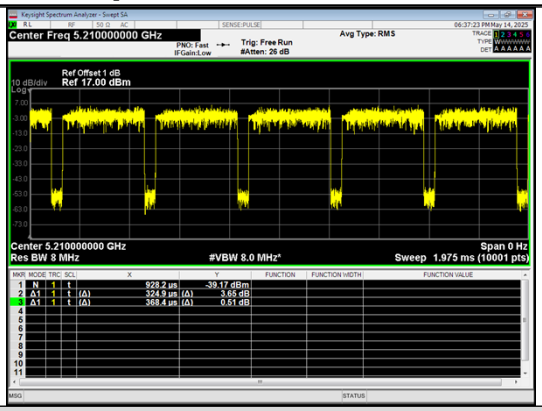

IEEE 802.11ac_80MHz_Channel 42

Conducted Output Power

Conducted output power

Mode	Channel	Ant. 0 (dBm)	Corr'd Value Ant. 0 (dBm)	Limit (dBm)	Result
IEEE 802.11a	36	7.696	7.83	≤24	PASS
	40	6.812	6.95	≤24	PASS
	48	6.364	6.5	≤24	PASS
IEEE 802.11n_20	36	7.649	7.78	≤24	PASS
	40	6.817	6.95	≤24	PASS
	48	6.334	6.47	≤24	PASS
IEEE 802.11n_40	38	6.901	7.18	≤24	PASS
	46	6.822	7.1	≤24	PASS
IEEE 802.11ac_20	36	7.485	7.62	≤24	PASS
	40	6.739	6.88	≤24	PASS
	48	6.219	6.36	≤24	PASS
IEEE 802.11ac_40	38	6.838	7.11	≤24	PASS
	46	6.741	7.01	≤24	PASS
IEEE 802.11ac_80	42	7.461	8.01	≤24	PASS

Note: Corr'd Value= Ant. 0 (dBm)+Duty cycle Factor.

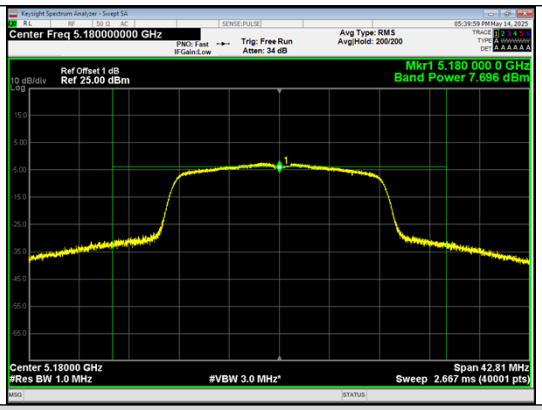

Conducted AVG output power
IEEE 802.11a_Channel 36_Antenna 0

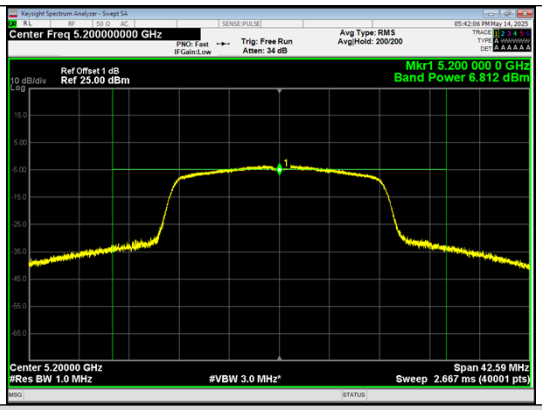

Conducted AVG output power
IEEE 802.11a_Channel 40_Antenna 0

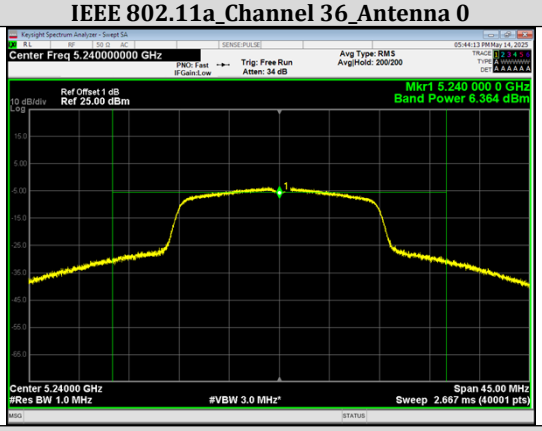

Conducted AVG output power
IEEE 802.11a_Channel 48_Antenna 0

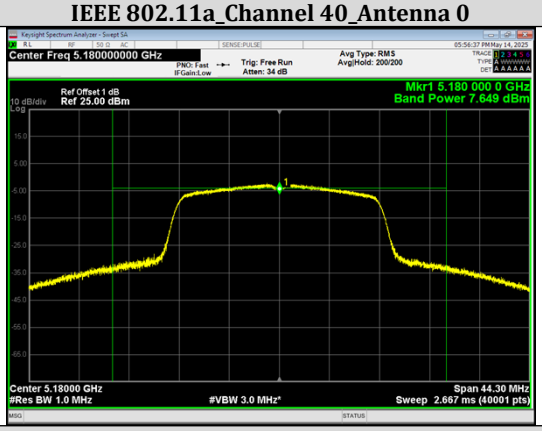

Conducted AVG output power
IEEE 802.11n_20_Channel 36_Antenna 0

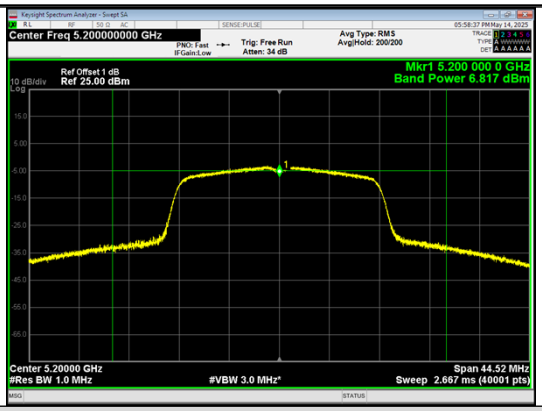

Conducted AVG output power
IEEE 802.11n_20_Channel 40_Antenna 0

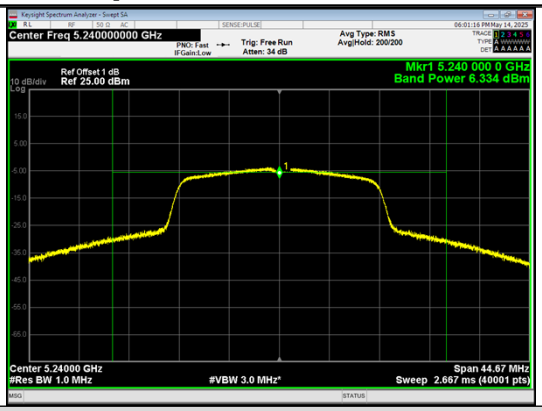

Conducted AVG output power
IEEE 802.11n_20_Channel 48_Antenna 0

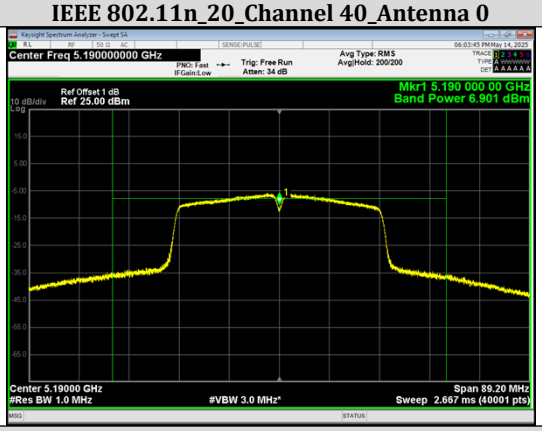

Conducted AVG output power
IEEE 802.11n_40_Channel 38_Antenna 0

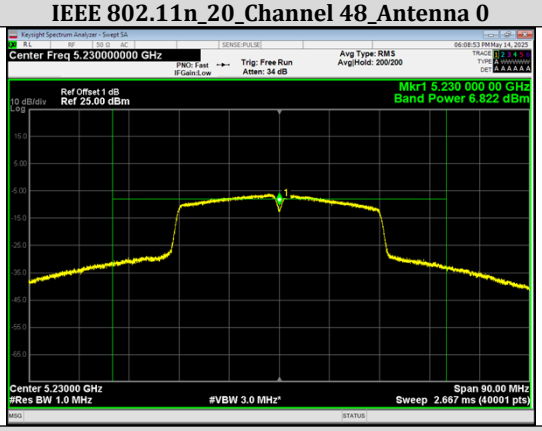

Conducted AVG output power
IEEE 802.11n_40_Channel 46_Antenna 0

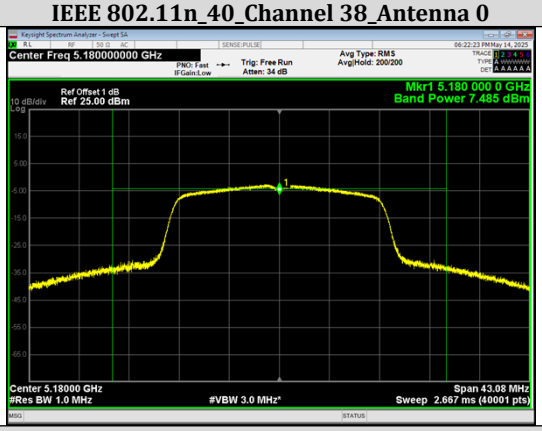

Conducted AVG output power
IEEE 802.11ac_20_Channel 36_Antenna 0

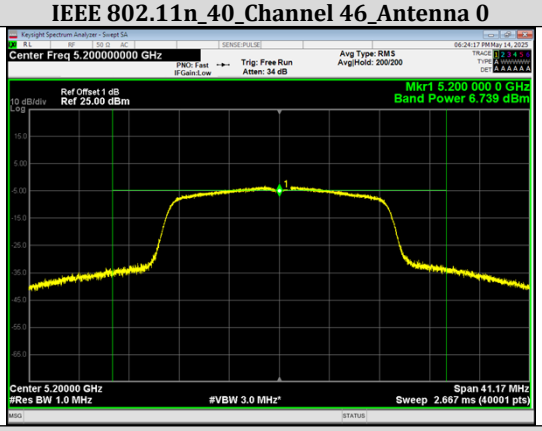

Conducted AVG output power
IEEE 802.11ac_20_Channel 40_Antenna 0

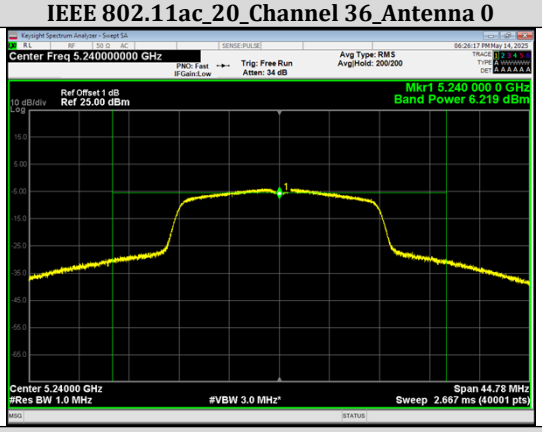

Conducted AVG output power
IEEE 802.11ac_20_Channel 48_Antenna 0

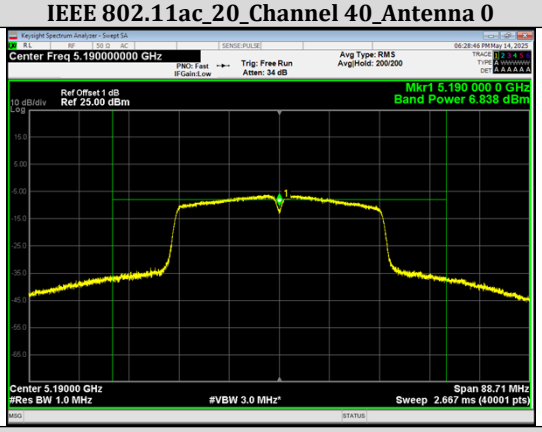

Conducted AVG output power
IEEE 802.11ac_40_Channel 38_Antenna 0

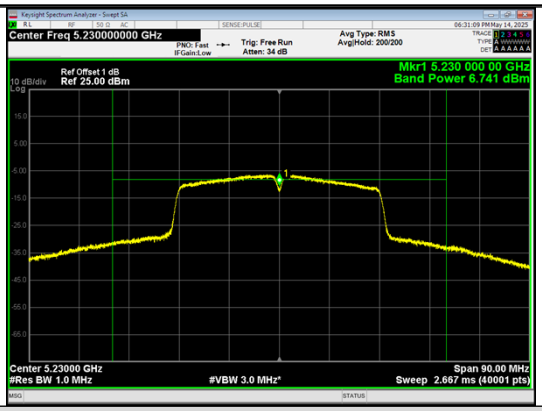

Conducted AVG output power
IEEE 802.11ac_40_Channel 46_Antenna 0

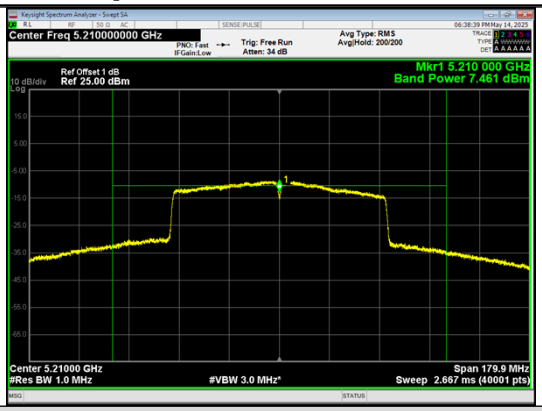

Conducted AVG output power
IEEE 802.11ac_80_Channel 42_Antenna 0

Peak Power Spectral Density

Test Result

Mode	Channel	Ant. 0 Meas PSD (dBm/MHz or dBm/0.5MHz)	Ant. 0 Corr'd PSD (dBm/MHz or dBm/0.5MHz)	Limit (dBm/MHz or dBm/0.5MHz)	Result
IEEE 802.11a	36	-2.253	-2.115	11	PASS
	40	-3.112	-2.976		PASS
	48	-3.310	-3.176		PASS
IEEE 802.11n_20	36	-2.440	-2.304		PASS
	40	-3.213	-3.075		PASS
	48	-3.198	-3.062		PASS
IEEE 802.11n_40	38	-5.748	-5.468		PASS
	46	-5.626	-5.346		PASS
IEEE 802.11ac_20	36	-2.376	-2.243		PASS
	40	-3.419	-3.283		PASS
	48	-3.374	-3.236		PASS
IEEE 802.11ac_40	38	-6.284	-6.011		PASS
	46	-5.556	-5.283		PASS
IEEE 802.11ac_80	42	-8.284	-7.736		PASS

Note: Corr'd PSD = Meas PSD +Duty cycle Factor.

Test Graphs

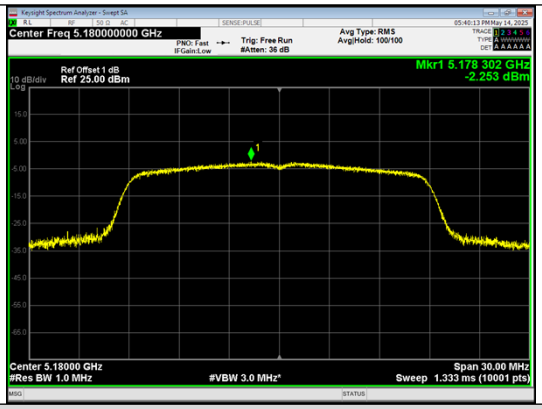

IEEE 802.11a_Channel 36_20MHz_Antenna 0

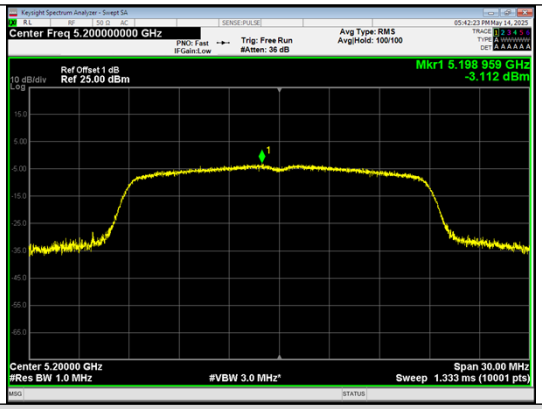

IEEE 802.11a_Channel 40_20MHz_Antenna 0

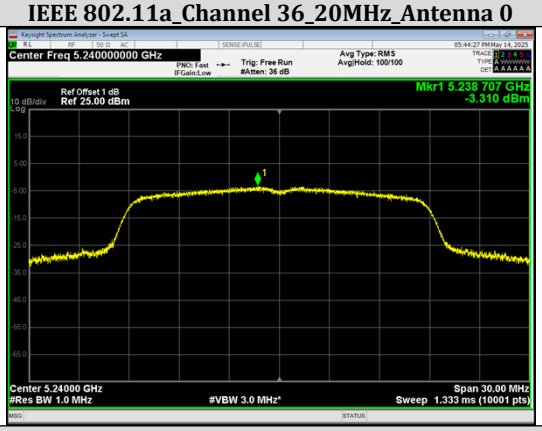

IEEE 802.11a_Channel 48_20MHz_Antenna 0

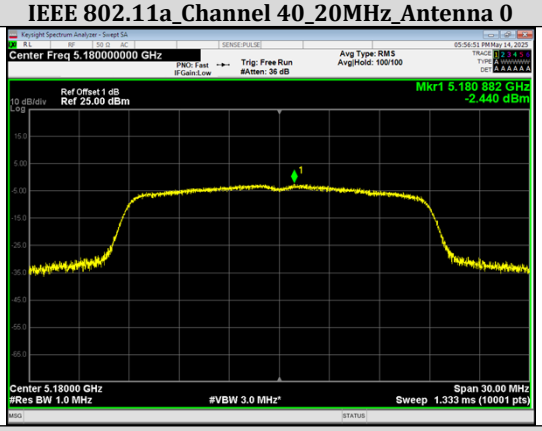

IEEE 802.11n_Channel 36_20MHz_Antenna 0

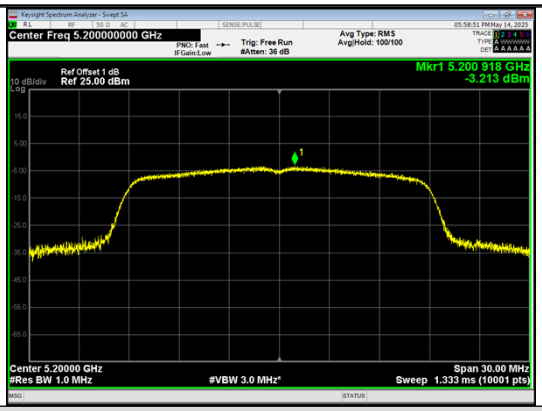

IEEE 802.11n_Channel 40_20MHz_Antenna 0

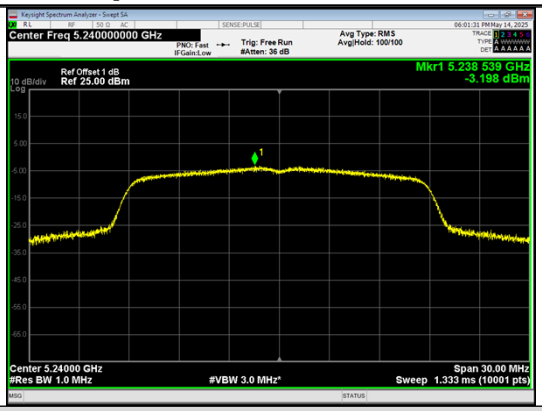

IEEE 802.11n_Channel 48_20MHz_Antenna 0

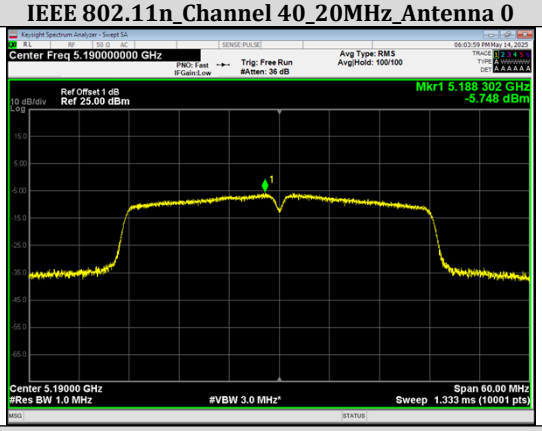

IEEE 802.11n_Channel 38_40MHz_Antenna 0

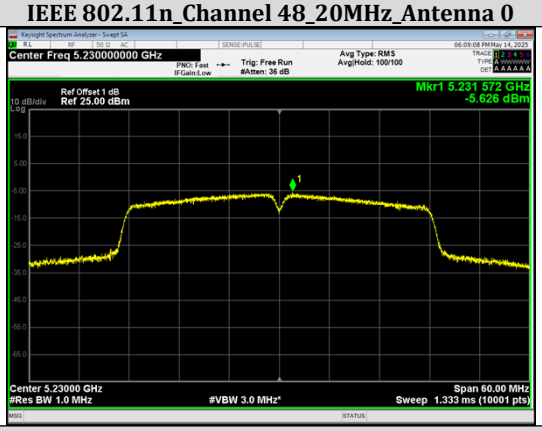

IEEE 802.11n_Channel 46_40MHz_Antenna 0

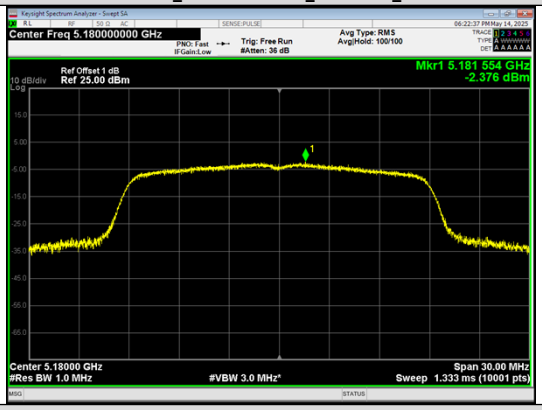

IEEE 802.11ac_Channel 36_20MHz_Antenna 0

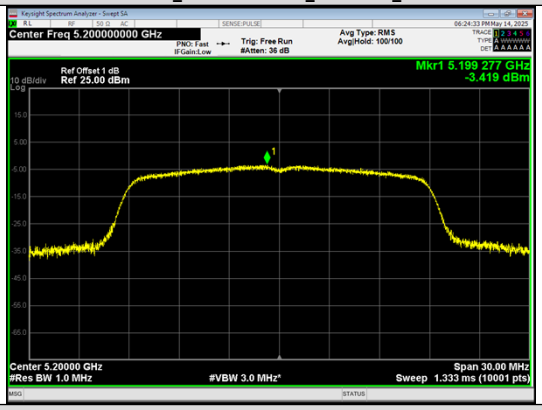

IEEE 802.11ac_Channel 40_20MHz_Antenna 0

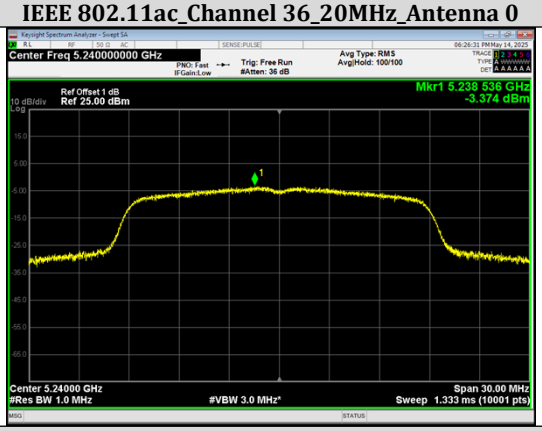

IEEE 802.11ac_Channel 48_20MHz_Antenna 0

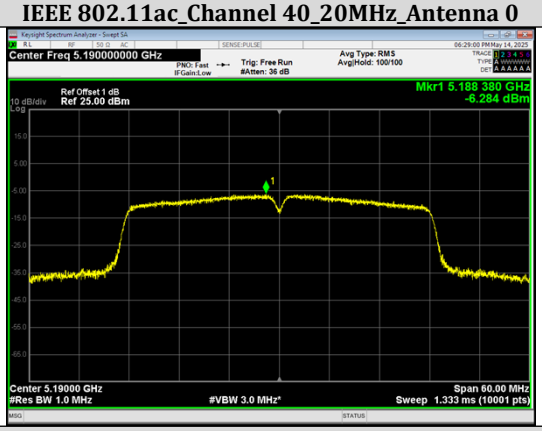

IEEE 802.11ac_Channel 38_40MHz_Antenna 0

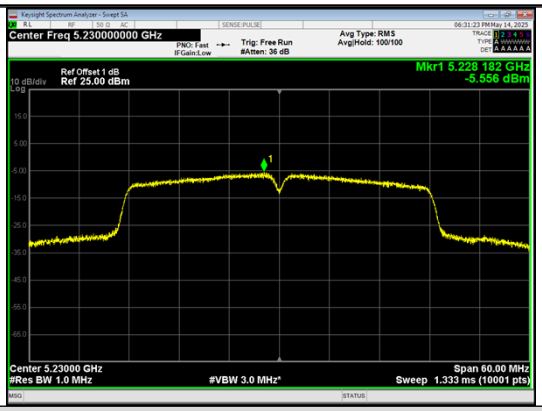

IEEE 802.11ac_Channel 46_40MHz_Antenna 0

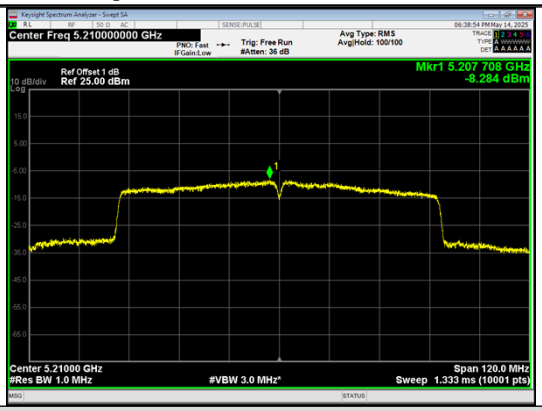

IEEE 802.11ac_Channel 42_80MHz_Antenna 0

99% Bandwidth

Test Result

Mode	Channel	Ant.	Center Frequency (MHz)	99% BW (MHz)
IEEE 802.11a	36	0	5180	17.841
	40		5200	17.780
	48		5240	18.149
IEEE 802.11n_20	36		5180	17.792
	40		5200	17.801
	48		5240	18.141
IEEE 802.11n_40	38		5190	36.257
	46		5230	36.572
IEEE 802.11ac_20	36		5180	17.852
	40		5200	17.796
	48		5240	18.060
IEEE 802.11ac_40	38		5190	36.199
	46		5230	36.665
IEEE 802.11ac_80	42		5210	76.567

Test Graphs

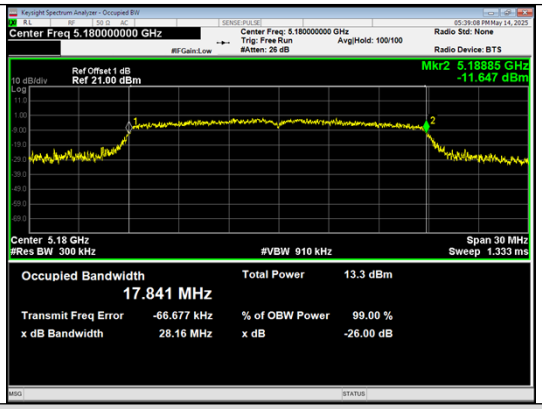

IEEE 802.11a_Channel 36_20MHz_Antenna 0

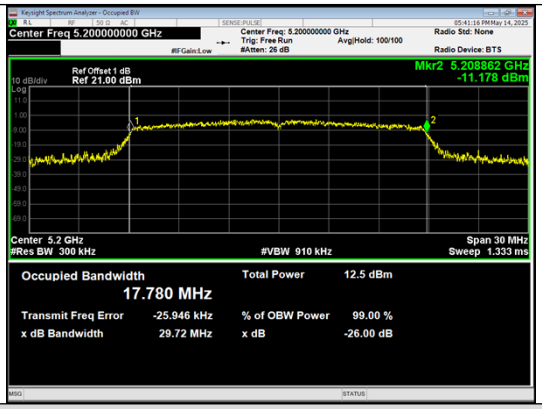

IEEE 802.11a_Channel 40_20MHz_Antenna 0

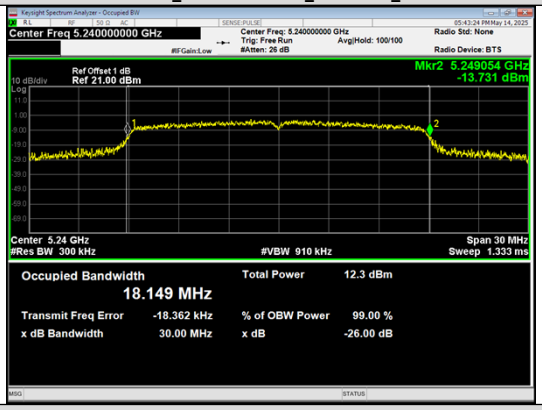

IEEE 802.11a_Channel 48_20MHz_Antenna 0

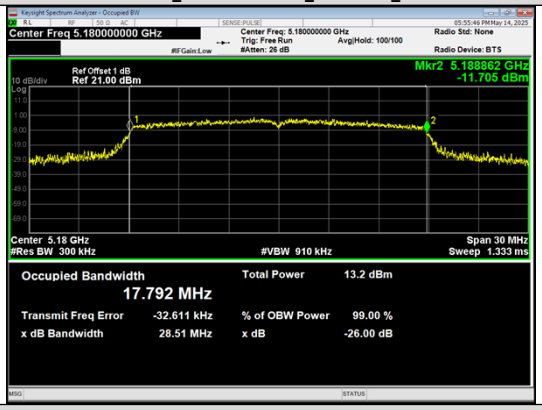

IEEE 802.11n_Channel 36_20MHz_Antenna 0

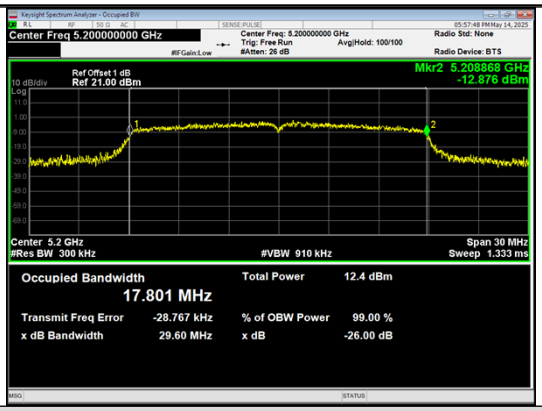

IEEE 802.11n_Channel 40_20MHz_Antenna 0

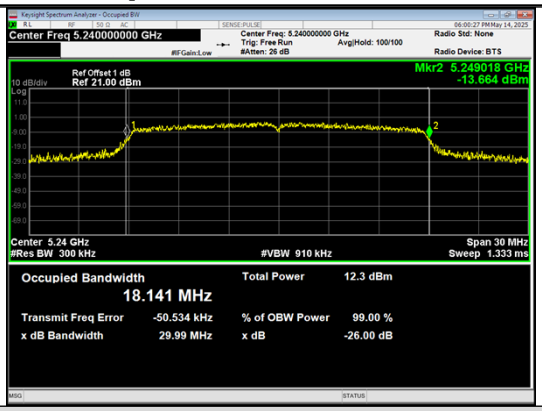

IEEE 802.11n_Channel 48_20MHz_Antenna 0

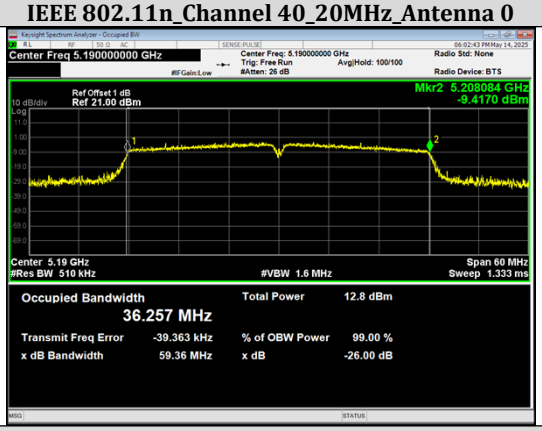

IEEE 802.11n_Channel 38_40MHz_Antenna 0

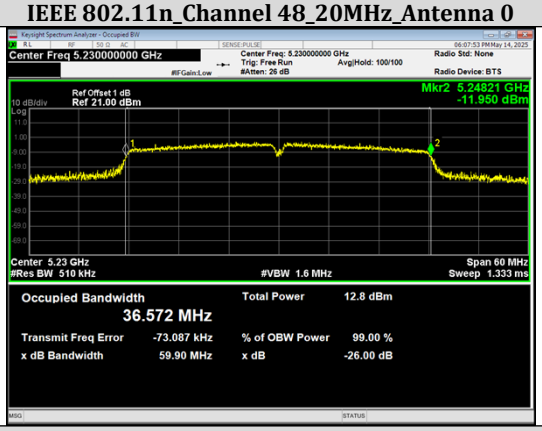

IEEE 802.11n_Channel 46_40MHz_Antenna 0

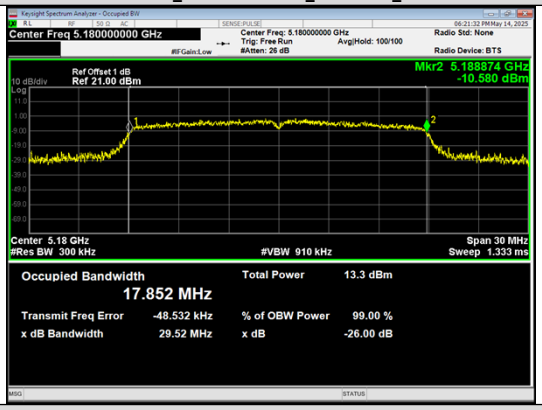

IEEE 802.11ac_Channel 36_20MHz_Antenna 0

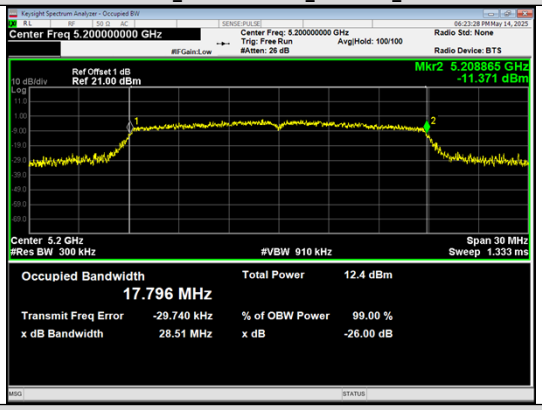

IEEE 802.11ac_Channel 40_20MHz_Antenna 0

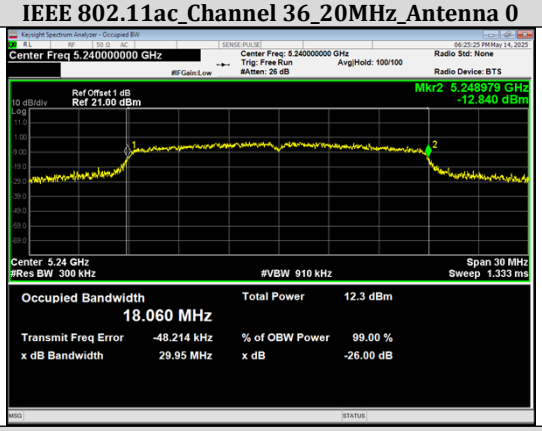

IEEE 802.11ac_Channel 48_20MHz_Antenna 0

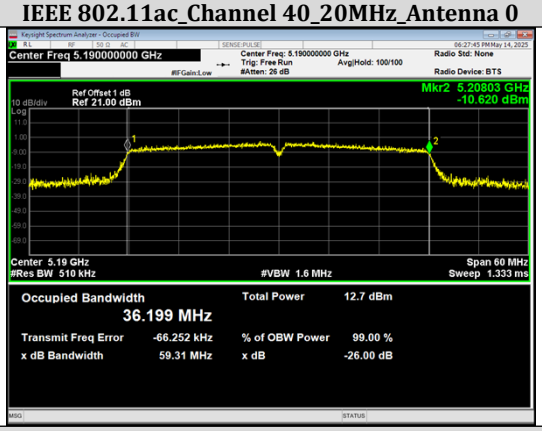

IEEE 802.11ac_Channel 38_40MHz_Antenna 0

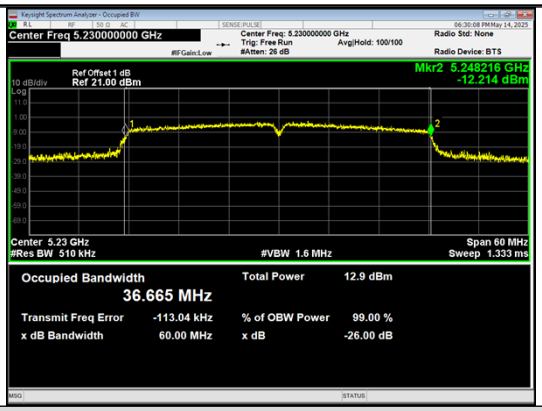

IEEE 802.11ac_Channel 46_40MHz_Antenna 0

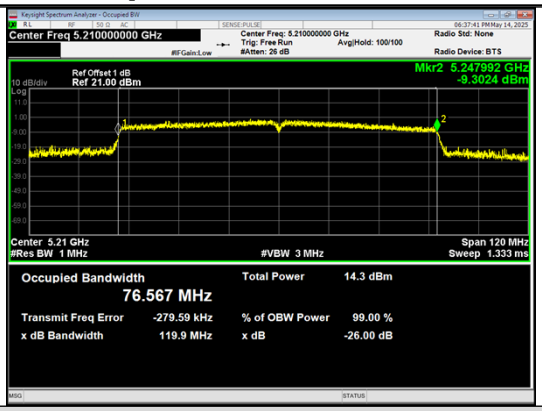

IEEE 802.11ac_Channel 42_80MHz_Antenna 0

26dB Bandwidth

Test Result

Mode	Channel	Ant.	Center Frequency (MHz)	26 dB Bandwidth (MHz)	RBW/EBW
IEEE 802.11a	36	0	5180	28.54	1.05
	40		5200	28.39	1.06
	48		5240	30.00	1.0
IEEE 802.11n_20	36		5180	29.53	1.02
	40		5200	29.68	1.01
	48		5240	29.78	1.01
IEEE 802.11n_40	38		5190	59.47	1.04
	46		5230	60.00	1.03
IEEE 802.11ac_20	36		5180	28.72	1.04
	40		5200	27.45	1.09
	48		5240	29.85	1.01
IEEE 802.11ac_40	38		5190	59.14	1.03
	46		5230	60.00	1.03
IEEE 802.11ac_80	42		5210	119.96	1.02

Test Graphs

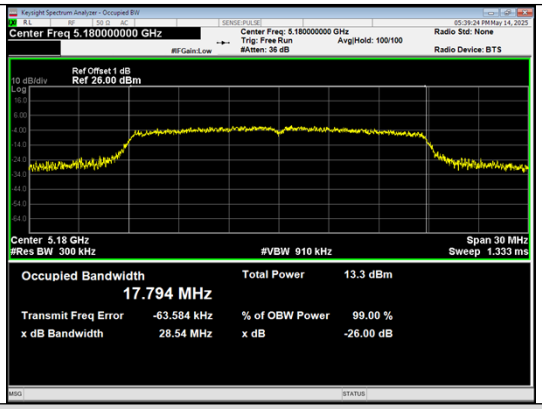

IEEE 802.11a_Channel 36_20MHz_Antenna 0

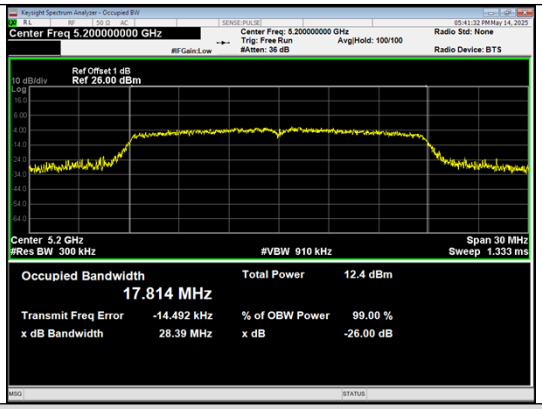

IEEE 802.11a_Channel 40_20MHz_Antenna 0

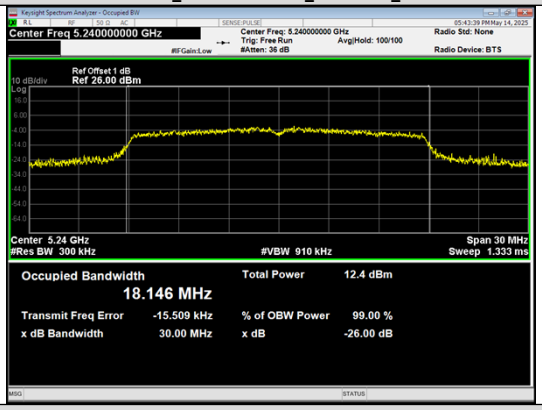

IEEE 802.11a_Channel 48_20MHz_Antenna 0

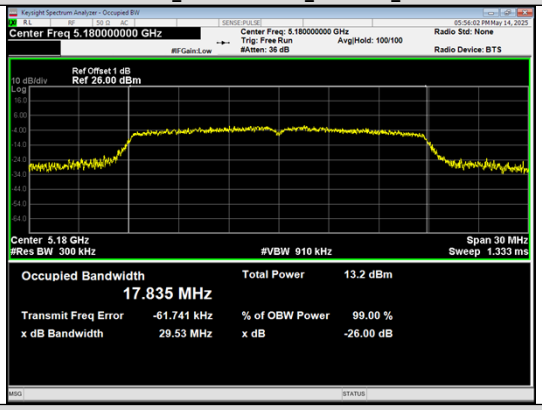

IEEE 802.11n_Channel 36_20MHz_Antenna 0

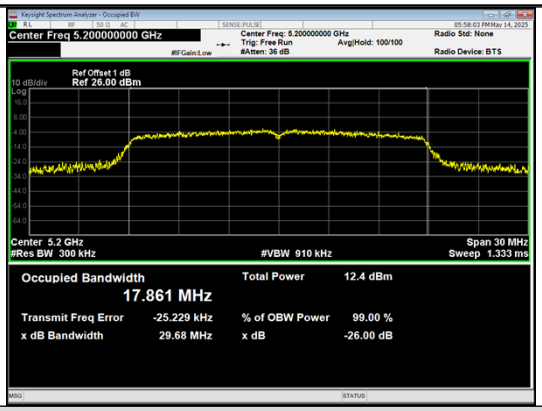

IEEE 802.11n_Channel 40_20MHz_Antenna 0

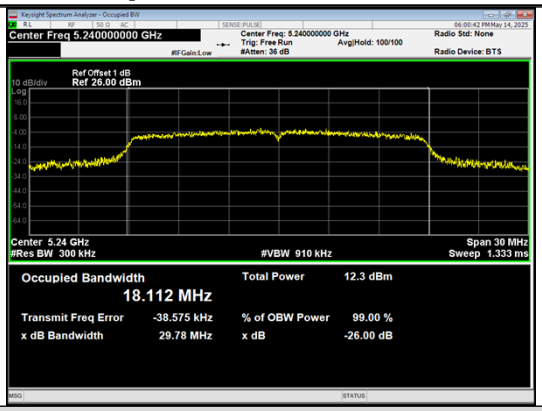

IEEE 802.11n_Channel 48_20MHz_Antenna 0

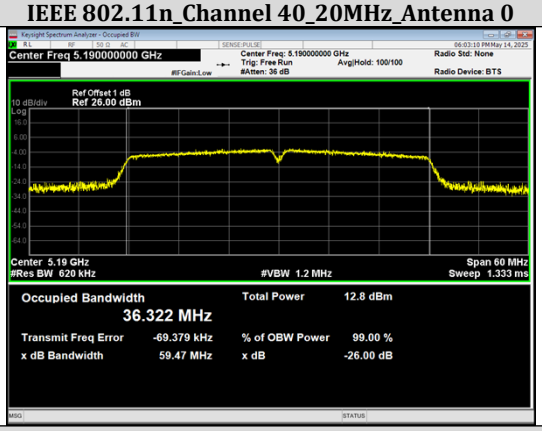

IEEE 802.11n_Channel 38_40MHz_Antenna 0

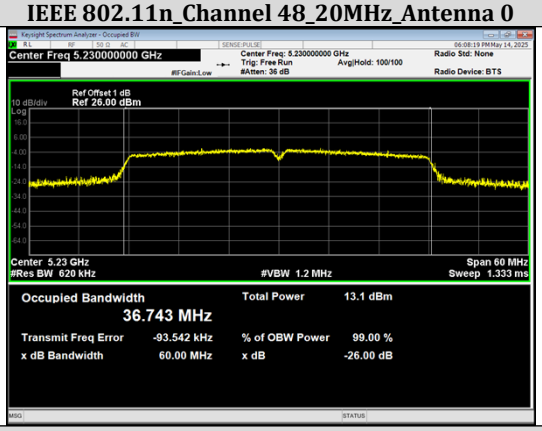

IEEE 802.11n_Channel 46_40MHz_Antenna 0

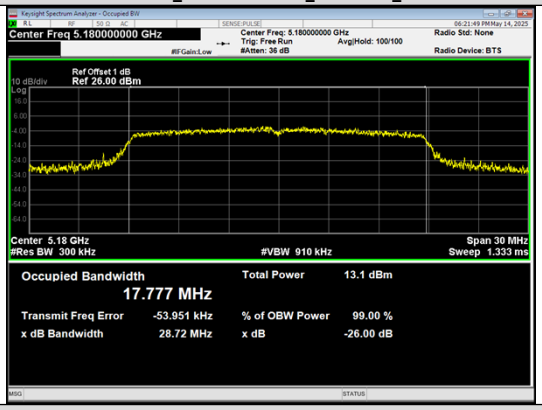

IEEE 802.11ac_Channel 36_20MHz_Antenna 0

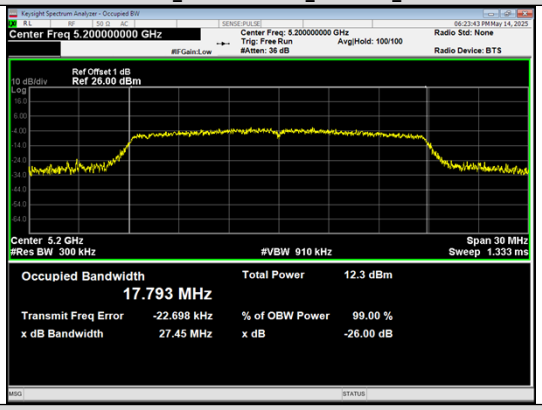

IEEE 802.11ac_Channel 40_20MHz_Antenna 0

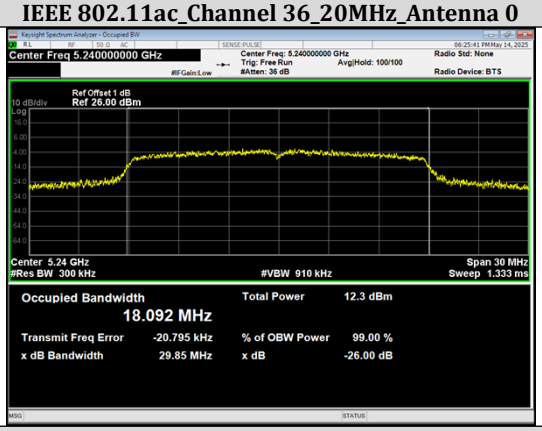

IEEE 802.11ac_Channel 48_20MHz_Antenna 0

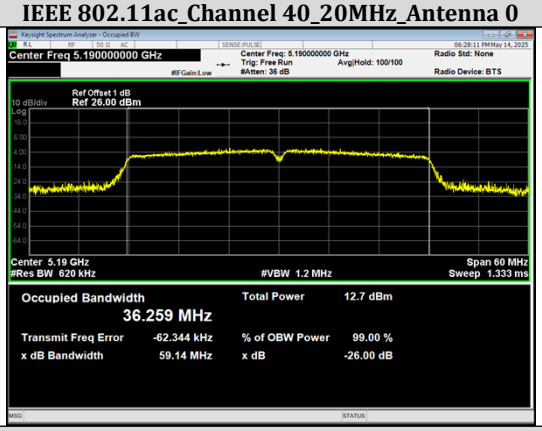

IEEE 802.11ac_Channel 38_40MHz_Antenna 0

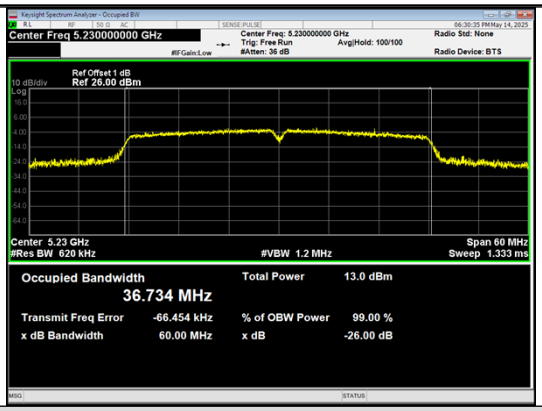

IEEE 802.11ac_Channel 46_40MHz_Antenna 0

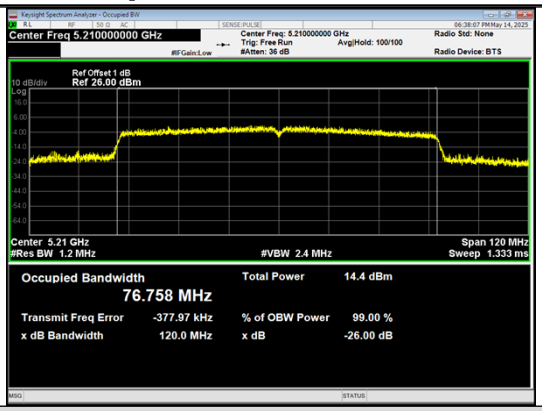

IEEE 802.11ac_Channel 42_80MHz_Antenna 0

Frequency Stability

Test Result

Condition	Mode	Ch.	Antenna	Center Frequency (MHz)	Calculated Value of Center Frequency(MHz)	Result (ppm)	Limit (ppm)	State
NT/NV	IEEE 802.11a	36	0	5180.0	5179.972731	-5.26	Within authorized band	PASS
		40		5200.0	5199.971806	-5.42		PASS
		48		5240.0	5239.970993	-5.54		PASS
	IEEE 802.11n_20	36		5180.0	5179.972381	-5.33		PASS
		40		5200.0	5199.972131	-5.36		PASS
		48		5240.0	5239.971918	-5.36		PASS
	IEEE 802.11n_40	38		5190.0	5189.972331	-5.33		PASS
		46		5230.0	5229.972068	-5.34		PASS
	IEEE 802.11ac_20	36		5180.0	5179.972706	-5.27		PASS
		40		5200.0	5199.972068	-5.37		PASS
		48		5240.0	5239.971518	-5.44		PASS
	IEEE 802.11ac_40	38		5190.0	5189.972018	-5.39		PASS
		46		5230.0	5229.971968	-5.36		PASS
	IEEE 802.11ac_80	42		5210.0	5209.972431	-5.29		PASS

Test Graphs

NT/NV

IEEE 802.11a

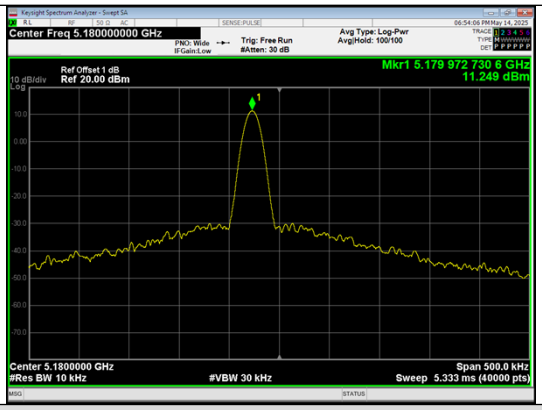

NT/NV_Antenna 0
IEEE 802.11a_Channel 36_20MHz

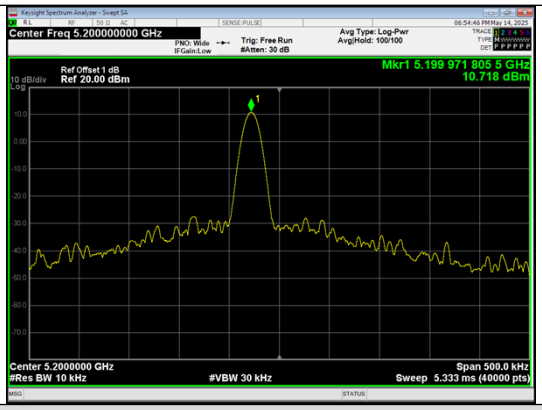

NT/NV_Antenna 0
IEEE 802.11a_Channel 40_20MHz

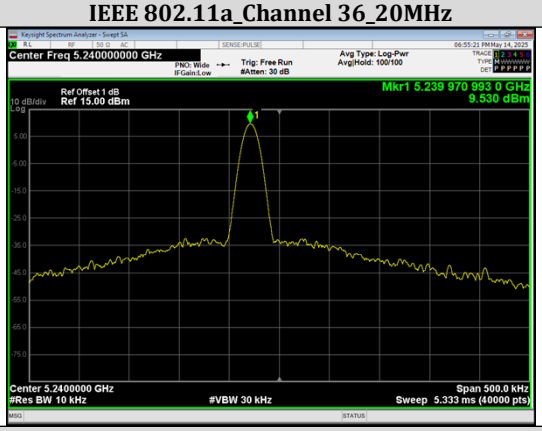

NT/NV_Antenna 0
IEEE 802.11a_Channel 48_20MHz

IEEE 802.11n_20

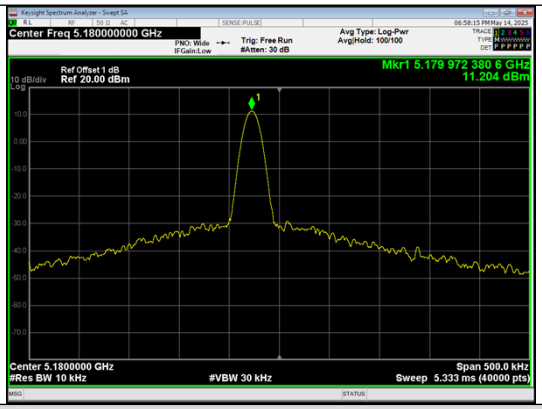

NT/NV_Antenna 0
IEEE 802.11n_Channel 36_20MHz

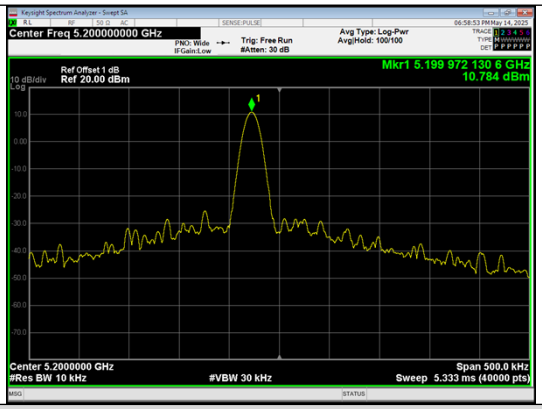

NT/NV_Antenna 0
IEEE 802.11n_Channel 40_20MHz

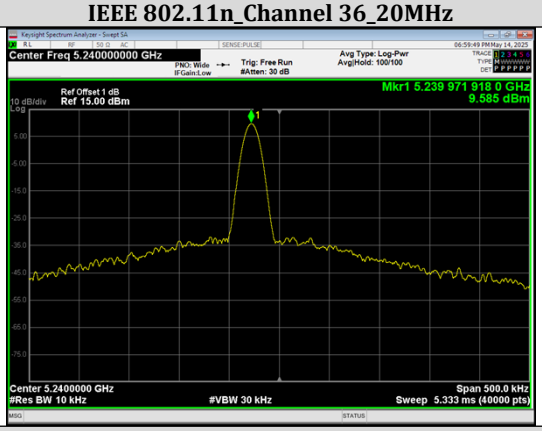

NT/NV_Antenna 0
IEEE 802.11n_Channel 48_20MHz

IEEE 802.11n_40

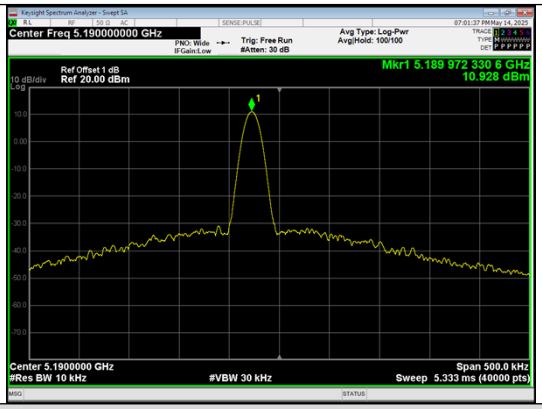

NT/NV_Antenna 0
IEEE 802.11n_Channel 38_40MHz

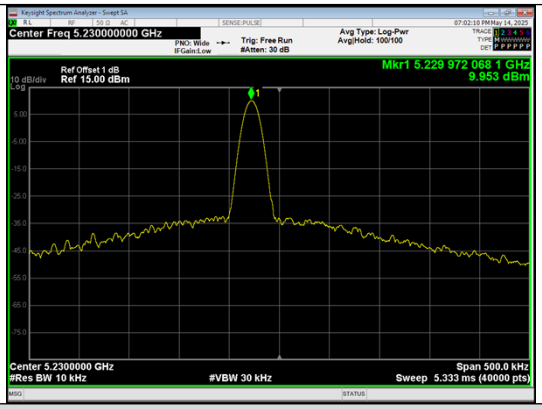

NT/NV_Antenna 0
IEEE 802.11n_Channel 46_40MHz

IEEE 802.11ac_20

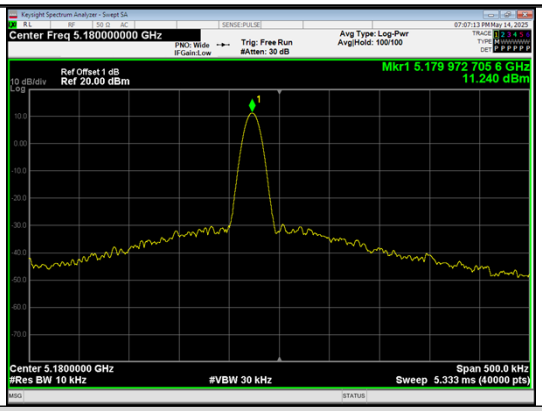

NT/NV_Antenna 0
IEEE 802.11ac_Channel 36_20MHz

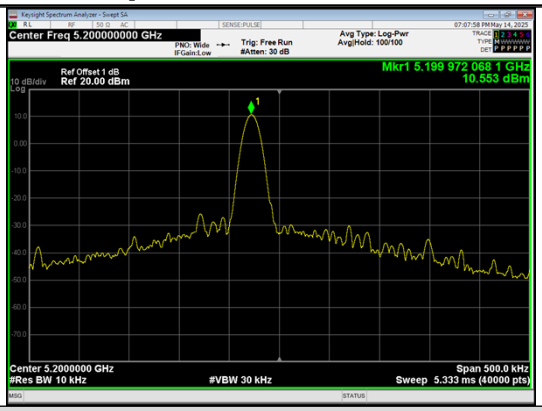

NT/NV_Antenna 0
IEEE 802.11ac_Channel 40_20MHz

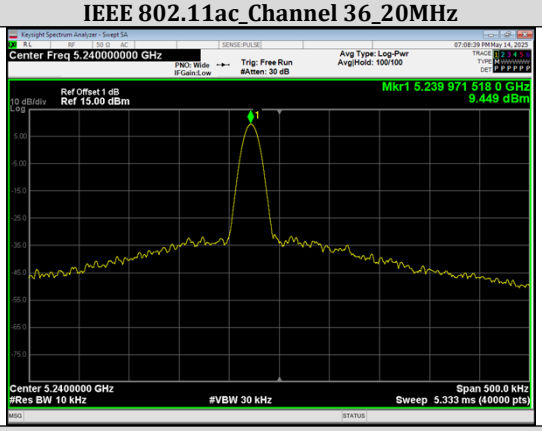

NT/NV_Antenna 0
IEEE 802.11ac_Channel 48_20MHz

IEEE 802.11ac_40

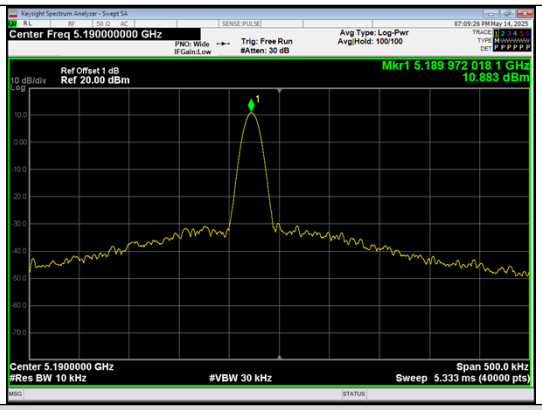

NT/NV_Antenna 0
IEEE 802.11ac_Channel 38_40MHz

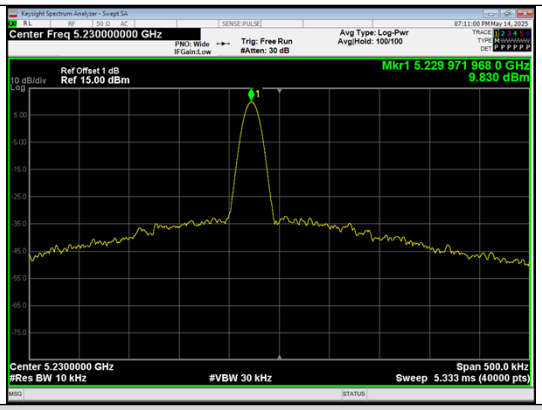

NT/NV_Antenna 0
IEEE 802.11ac_Channel 46_40MHz

IEEE 802.11ac_80

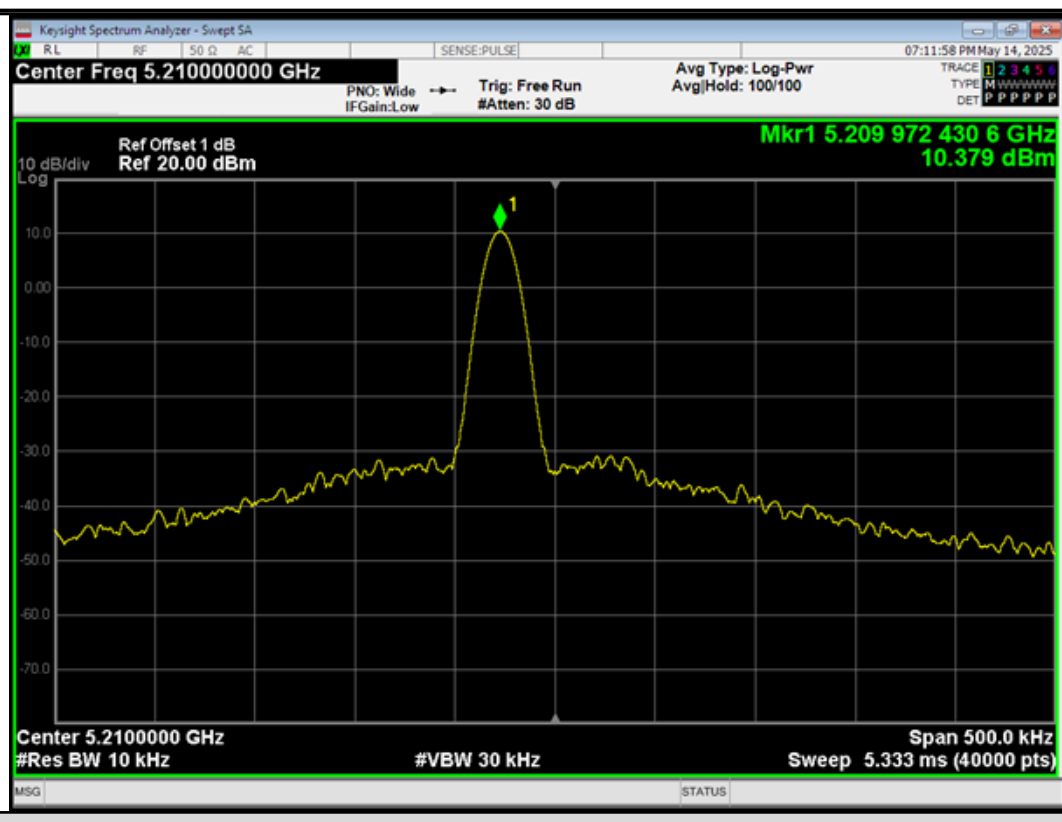

NT/NV_Antenna 0
IEEE 802.11ac_Channel 42_80MHz

************************ End of Report ************************