SAR Test Report

Report No.: AGC02762230903FH01

FCC ID	:	2BCTG-S10
APPLICATION PURPOSE	:	Original Equipment
PRODUCT DESIGNATION	:	4G Feature Phone
BRAND NAME	:	QLYX
MODEL NAME	:	S10, S10+
APPLICANT	:	A.V. World of Technology Ltd
DATE OF ISSUE	:	Sep. 28, 2023
STANDARD(S)	:	IEEE Std. 1528:2013 FCC 47 CFR Part 2§2.1093 IEEE Std C95.1 ™-2005
REPORT VERSION	:	V1.0

Attestation of Global Compliance(Shenzhen) Co., Ltd.

Any report having not been signed by authorized approver, or having been altered without authorization, or having not been stamped by the "Dedicated Testing/Inspection Stamp" is deemed to be invalid. Copying or excerpting portion of, or altering the content of the report is not permitted without the written authorization of AGC. The test results presented in the report apply only to the tested sample. Any objections to report issued by AGC should be submitted to AGC within 15days after the issuance of the test report. Further enquiry of validity or verification of the test report should be addressed to AGC by agc01@agccert.com.

Attestation of Global Compliance(Shenzhen)Co., Ltd
Attestation of Global Compliance(Shenzhen)Std & Tech Co., Ltd
Tel: +86-755 2523 4088 E-mail: agc@agccert.com Web: http://www.agccert.com/

Report Revise Record

Report Version	Revise Time	Issued Date	Valid Version	Notes
V1.0	/	Sep. 28, 2023	Valid	Initial Release

Any report having not been signed by authorized approver, or having been altered without authorization, or having not been stamped by the "Dedicated Testing/Inspection Stamp" is deemed to be invalid. Copying or excerpting portion of, or altering the content of the report is not permitted without the written authorization of AGC. The test results presented in the report apply only to the tested sample. Any objections to report issued by AGC should be submitted to AGC within 15days after the issuance of the test report. Further enquiry of validity or verification of the test report should be addressed to AGC by agc01@agccert.com.

Test Report

Applicant Name	A.V. World of Technology Ltd
Applicant Address	Avinadav 3 Jerusalem Israel
Manufacturer Name	A.V. World of Technology Ltd
Manufacturer Address	Avinadav 3 Jerusalem Israel
Factory Name	N/A
Factory Address	N/A
Product Designation	4G Feature Phone
Brand Name	QLYX
Model Name	S10
Series Models	S10+
Declaration of Difference	All the same except the model name
EUT Voltage	DC3.7V by battery
Applicable Standard	IEEE Std. 1528:2013 FCC 47 CFR Part 2§2.1093 IEEE Std C95.1 ™-2005
Date of receipt of test item	Sep. 06, 2023
Test Date	Sep. 15, 2023 to Sep. 19, 2023
Report Template	AGCRT-US-4G/SAR (2021-04-20)

Note: The results of testing in this report apply to the product/system which was tested only.

Prepared By

Jack Gui(Project Engineer) Sep. 19, 2023

Reviewed By

Calvin Liu (Reviewer) Sep. 28, 2023

Approved By

Max Zhang (Authorized Officer) Sep. 28, 2023

Any report having not been signed by authorized approver, or having been altered without authorization, or having not been stamped by the "Dedicated Testing/Inspection Stamp" is deemed to be invalid. Copying or excerpting portion of, or altering the content of the report is not permitted without the written authorization of AGC. The test results presented in the report apply only to the tested sample. Any objections to report issued by AGC should be submitted to AGC within 15days after the issuance of the test report. Further enquiry of validity or verification of the test report should be addressed to AGC by agc01@agccert.com.

TABLE OF CONTENTS

1. SUMMARY OF MAXIMUM SAR VALUE 5

2. GENERAL INFORMATION 6

2.1. EUT DESCRIPTION 6

3. SAR MEASUREMENT SYSTEM 8

3.1. THE SATIMO SYSTEM USED FOR PERFORMING COMPLIANCE TESTS CONSISTS OF FOLLOWING ITEMS 8
3.2. COMOSAR E-FIELD PROBE 9
3.3. ROBOT 9
3.4. VIDEO POSITIONING SYSTEM 10
3.5. DEVICE HOLDER 10
3.6. SAM TWIN PHANTOM 11

4. SAR MEASUREMENT PROCEDURE 12

4.1. SPECIFIC ABSORPTION RATE (SAR) 12
4.2. SAR MEASUREMENT PROCEDURE 13
4.3. RF EXPOSURE CONDITIONS 15

5. TISSUE SIMULATING LIQUID 16

5.1. THE COMPOSITION OF THE TISSUE SIMULATING LIQUID 16
5.2. TISSUE DIELECTRIC PARAMETERS FOR HEAD AND BODY PHANTOMS 17
5.3. TISSUE CALIBRATION RESULT 18

6. SAR SYSTEM CHECK PROCEDURE 20

6.1. SAR SYSTEM CHECK PROCEDURES 20
6.2. SAR SYSTEM CHECK 21

7. EUT TEST POSITION 23

7.1. DEFINE TWO IMAGINARY LINES ON THE HANDSET 23
7.2. CHEEK POSITION 24
7.3. TILT POSITION 24
7.4. BODY WORN POSITION 25

8. SAR EXPOSURE LIMITS 26

9. TEST FACILITY 27

10. TEST EQUIPMENT LIST 28

11. MEASUREMENT UNCERTAINTY 29

12. CONDUCTED POWER MEASUREMENT 32

13. TEST RESULTS 67

13.1. SAR TEST RESULTS SUMMARY 67

APPENDIX A. SAR SYSTEM CHECK DATA 89

APPENDIX B. SAR MEASUREMENT DATA 99

APPENDIX C. TEST SETUP PHOTOGRAPHS 169

APPENDIX D. CALIBRATION DATA 174

Any report having not been signed by authorized approver, or having been altered without authorization, or having not been stamped by the "Dedicated Testing/Inspection Stamp" is deemed to be invalid. Copying or excerpting portion of, or altering the content of the report is not permitted without the written authorization of AGC. The test results presented in the report apply only to the tested sample. Any objections to report issued by AGC should be submitted to AGC within 15days after the issuance of the test report. Further enquiry of validity or verification of the test report should be addressed to AGC by agc01@agccert.com.

1. SUMMARY OF MAXIMUM SAR VALUE

The maximum results of Specific Absorption Rate (SAR) found during testing for EUT are as follows:

Frequency Band	Highest Reported 1g-SAR(W/kg)		SAR Test Limit (W/kg)
	Head	Body-worn(with 10mm separation)	
UMTS Band V	0.697	0.764	1.6
LTE Band 2	0.582	1.175	
LTE Band 4	0.399	1.115	
LTE Band 5	0.900	1.009	
LTE Band 7	0.216	0.778	
LTE Band 12	0.564	0.903	
LTE Band 13	0.539	0.739	
LTE Band 17	0.546	0.774	
LTE Band 25	0.562	1.192	
LTE Band 26A	0.857	1.006	
LTE Band 26B	0.724	0.850	
LTE Band 66	0.283	1.142	
LTE Band 71	0.456	0.856	
Simultaneous Reported SAR	1.211		
SAR Test Result	PASS		

This device is compliance with Specific Absorption Rate (SAR) for general population/uncontrolled exposure limits (1.6W/kg) specified in IEEE Std. 1528:2013; FCC 47CFR § 2.1093; IEEE/ANSI C95.1:2005 and the following specific FCC Test Procedures:

- KDB 447498 D01 General RF Exposure Guidance v06
- KDB 648474 D04 Handset SAR v01r03
- KDB 865664 D01 SAR Measurement 100MHz to 6GHz v01r04
- KDB 941225 D01 3G SAR Procedures v03r01
- KDB 941225 D05 SAR for LTE Devices v02r05

Any report having not been signed by authorized approver, or having been altered without authorization, or having not been stamped by the "Dedicated Testing/Inspection Stamp" is deemed to be invalid. Copying or excerpting portion of, or altering the content of the report is not permitted without the written authorization of AGC. The test results presented in the report apply only to the tested sample. Any objections to report issued by AGC should be submitted to AGC within 15days after the issuance of the test report. Further enquiry of validity or verification of the test report should be addressed to AGC by agc01@agccert.com.

2. GENERAL INFORMATION

2.1. EUT Description

General Information	
Product Designation	4G Feature Phone
Test Model	S10
Sample ID	230906218
Hardware Version	L900B_MB_V0.1
Software Version	L900B_RSK_T242A_S10_US_V02
Device Category	Portable
RF Exposure Environment	Uncontrolled
Antenna Type	Internal
WCDMA	
Support Band	☐UMTS FDD Band II ☒UMTS FDD Band V ☐UMTS FDD Band IV ☐UMTS FDD Band I ☐UMTS FDD Band III ☐UMTS FDD Band VIII
HS Type	HSPA(HSUPA/HSDPA)
TX Frequency Range	FDD Band V: 824-849MHz
RX Frequency Range	FDD Band V: 869-894MHz
Release Version	Rel-6
Type of modulation	HSDPA:QPSK/16QAM; HSUPA:BPSK; WCDMA:QPSK
Antenna Gain	Band V: -1.41dBi
Max. Average Power	Band V: 21.23 dBm
Bluetooth	
Bluetooth Version	V5.0
Operation Frequency	2402~2480MHz
Type of modulation	☒GFSK ☒Π/4-DQPSK ☒8-DPSK
Peak Power	-0.935dBm
Antenna Gain	3dBi

Any report having not been signed by authorized approver, or having been altered without authorization, or having not been stamped by the "Dedicated Testing/Inspection Stamp" is deemed to be invalid. Copying or excerpting portion of, or altering the content of the report is not permitted without the written authorization of AGC. The test results presented in the report apply only to the tested sample. Any objections to report issued by AGC should be submitted to AGC within 15days after the issuance of the test report. Further enquiry of validity or verification of the test report should be addressed to AGC by agc01@agccert.com.

EUT Description(Continue)

LTE	
Support Band	☒FDD Band 2 ☒FDD Band 4 ☒FDD Band 5 ☒FDD Band 7 ☒FDD Band 12 ☒FDD Band 13 ☒FDD Band 17 ☒FDD Band 25 ☒FDD Band 26 ☐TDD Band 38 ☐TDD Band 40 ☐TDD Band 41 ☒FDD Band 66 ☒FDD Band 71 (U.S. Bands)
TX Frequency Range	Band 2:1850-1910MHz; Band 4:1710-1755MHz;Band 5:824-849MHz; Band 7:2500-2570MHz; Band 12:699-716MHz; Band 13: 777-787MHz; Band 17: 704-716MHz; Band 25: 1850-1915MHz; Band 26: 814-849MHz; Band 66:1700-1780MHz; Band 71:663-698MHz
RX Frequency Range	Band 2:1930-1990MHz; Band 4:2110-2155MHz; Band 5:869-894MHz; Band 7:2620-2690MHz; Band 12: 729-746 MHz; Band 13: 746-756MHz; Band 17: 734-746 MHz; Band 25: 1930-1995MHz; Band 26: 859-894MHz; Band 66:2110-2200MHz; Band 71:617-652MHz
Release Version	Rel-8
Type of modulation	QPSK, 16QAM
Antenna Gain	Band 2: -1.36dBi; Band 4: -1.27dBi; Band 5: -1.41dBi; Band 7: -1.72dBi; Band 12: -1.65dBi; Band 13: -1.69dBi; Band 17: -1.65dBi; Band 25: -1.34dBi; Band 26: -1.41dBi; Band 66: -1.27dBi; Band 71: -2.14dBi;
Max. Average Power	Band 2: 24.19dBm; Band 4: 23.96dBm; Band 5: 22.48dBm; Band 7: 24.70 dBm; Band 12: 23.90dBm; Band 13:22.43 dBm; Band 17: 21.95dBm; Band 25: 25.02 dBm; Band 26A: 24.61dBm; Band 26B: 23.30dBm; Band 66: 25.66dBm; Band 71: 21.74dBm;
Accessories	
Battery	Brand name: QLYX Model No. : S10 Voltage and Capacitance: 3.7 V & 1200mAh
Earphone	Brand name: N/A Model No. : N/A

Note:1.CMU200 can measure the average power and Peak power at the same time
2.The sample used for testing is end product.
3. The test sample has no any deviation to the test method of standard mentioned in page 1.

Product	Type
	☒ Production unit ☐ Identical Prototype

Any report having not been signed by authorized approver, or having been altered without authorization, or having not been stamped by the "Dedicated Testing/Inspection Stamp" is deemed to be invalid. Copying or excerpting portion of, or altering the content of the report is not permitted without the written authorization of AGC. The test results presented in the report apply only to the tested sample. Any objections to report issued by AGC should be submitted to AGC within 15days after the issuance of the test report. Further enquiry of validity or verification of the test report should be addressed to AGC by agc01@agccert.com.

3. SAR MEASUREMENT SYSTEM

3.1. The SATIMO system used for performing compliance tests consists of following items

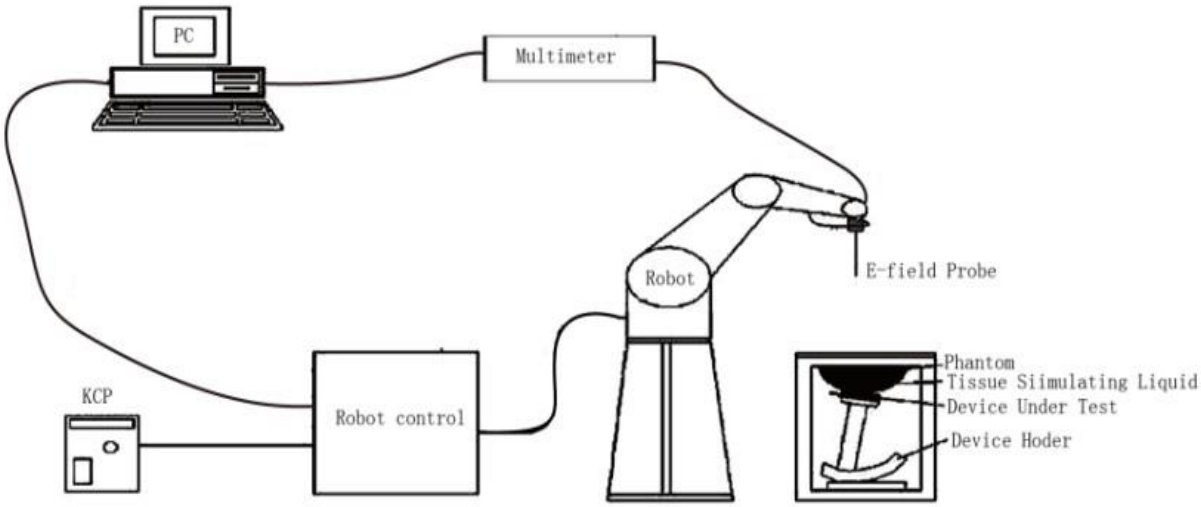

The COMOSAR system for performing compliance tests consists of the following items:

- The PC. It controls most of the bench devices and stores measurement data.A computer running WinXP and the Opensar software.
- The E-Field probe. The probe is a 3-axis system made of 3 distinct dipoles. Each dipole returns a voltage in function of the ambient electric field.
- The Keithley multimeter measures each probe dipole voltages.
- The SAM phantom simulates a human head. The measurement of the electric field is made inside the phantom.
- The liquids simulate the dielectric properties of the human head tissues.
- The network emulator controls the mobile phone under test.
- The validation dipoles are used to measure a reference SAR. They are used to periodically check the bench to make sure that there is no drift of the system characteristics over time.
- The phantom, the device holder and other accessories according to the targeted measurement.

Any report having not been signed by authorized approver, or having been altered without authorization, or having not been stamped by the "Dedicated Testing/Inspection Stamp" is deemed to be invalid. Copying or excerpting portion of, or altering the content of the report is not permitted without the written authorization of AGC. The test results presented in the report apply only to the tested sample. Any objections to report issued by AGC should be submitted to AGC within 15days after the issuance of the test report. Further enquiry of validity or verification of the test report should be addressed to AGC by agc01@agccert.com.

3.2. COMOSAR E-Field Probe

The SAR measurement is conducted with the dosimetric probe manufactured by SATIMO. The probe is specially designed and calibrated for use in liquid with high permittivity. The dosimetric probe has special calibration in liquid at different frequency. SATIMO conducts the probe calibration in compliance with international and national standards (e.g. IEEE 1528 and relevant KDB files.) The calibration data are in Appendix D.

Isotropic E-Field Probe Specification

Model	SSE2	
Manufacture	MVG	
Identification No.	SN 45/22 EPGO391	
Frequency	0.15GHz-6GHz Linearity:±0.09dB(0.15GHz-6GHz)	
Dynamic Range	0.01W/kg-100W/kg Linearity:±0.09dB	
Dimensions	Overall length:330mm Length of individual dipoles:2mm Maximum external diameter:8mm Probe Tip external diameter:2.5mm Distance between dipoles/ probe extremity:1mm	
Application	High precision dosimetric measurements in any exposure scenario (e.g., very strong gradient fields). Only probe which enables compliance testing for frequencies up to 6 GHz with precisin of better 30%.	

3.3. Robot

The COMOSAR system uses the KUKA robot from SATIMO SA (France).For the 6-axis controller COMOSAR system, the KUKA robot controller version from SATIMO is used. The XL robot series have many features that are important for our application: □ High precision (repeatability 0.02 mm) □ High reliability (industrial design) □ Jerk-free straight movements □ Low ELF interference (the closed metallic construction shields against motor control fields) □ 6-axis controller	

Any report having not been signed by authorized approver, or having been altered without authorization, or having not been stamped by the "Dedicated Testing/Inspection Stamp" is deemed to be invalid. Copying or excerpting portion of, or altering the content of the report is not permitted without the written authorization of AGC. The test results presented in the report apply only to the tested sample. Any objections to report issued by AGC should be submitted to AGC within 15days after the issuance of the test report. Further enquiry of validity or verification of the test report should be addressed to AGC by agc01@agccert.com.

3.4. Video Positioning System

The video positioning system is used in OpenSAR to check the probe. Which is composed of a camera, LED, mirror and mechanical parts.The camera is piloted by the main computer with firewire link. During the process, the actual position of the probe tip with respect to the robot arm is measured, as well as the probe length and the horizontal probe offset. The software then corrects all movements, such that the robot coordinates are valid for the probe tip. The repeatability of this process is better than 0.1 mm. If a position has been taught with an aligned probe, the same position will be reached with another aligned probe within 0.1 mm, even if the other probe has different dimensions. During probe rotations, the probe tip will keep its actual position.	

3.5. Device Holder

The COMOSAR device holder is designed to cope with different positions given in the standard. It has two scales for the device rotation (with respect to the body axis) and the device inclination (with respect to the line between the ear reference points). The rotation center for both scales is the ear reference point (EPR). Thus the device needs no repositioning when changing the angles. The COMOSAR device holder has been made out of low-loss POM material having the following dielectric parameters: relative permittivity εr =3 and loss tangent δ = 0.02. The amount of dielectric material has been reduced in the closest vicinity of the device, since measurements have suggested that the influence of the clamp on the test results could thus be lowered.	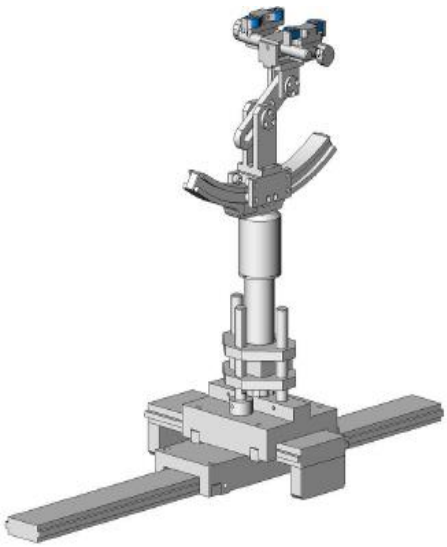

Any report having not been signed by authorized approver, or having been altered without authorization, or having not been stamped by the "Dedicated Testing/Inspection Stamp" is deemed to be invalid. Copying or excerpting portion of, or altering the content of the report is not permitted without the written authorization of AGC. The test results presented in the report apply only to the tested sample. Any objections to report issued by AGC should be submitted to AGC within 15days after the issuance of the test report. Further enquiry of validity or verification of the test report should be addressed to AGC by agc01@agccert.com.

3.6. SAM Twin Phantom

The SAM twin phantom is a fiberglass shell phantom with 2mm shell thickness (except the ear region where shell thickness increases to 6mm). It has three measurement areas: □ Left head □ Right head □ Flat phantom	

The bottom plate contains three pair of bolts for locking the device holder. The device holder positions are adjusted to the standard measurement positions in the three sections. A white cover is provided to tap the phantom during off-periods to prevent water evaporation and changes in the liquid parameters. On the phantom top, three reference markers are provided to identify the phantom position with respect to the robot.

Any report having not been signed by authorized approver, or having been altered without authorization, or having not been stamped by the "Dedicated Testing/Inspection Stamp" is deemed to be invalid. Copying or excerpting portion of, or altering the content of the report is not permitted without the written authorization of AGC. The test results presented in the report apply only to the tested sample. Any objections to report issued by AGC should be submitted to AGC within 15days after the issuance of the test report. Further enquiry of validity or verification of the test report should be addressed to AGC by agc01@agccert.com.

4. SAR MEASUREMENT PROCEDURE

4.1. Specific Absorption Rate (SAR)

SAR is related to the rate at which energy is absorbed per unit mass in object exposed to a radio field. The SAR distribution in a biological body is complicated and is usually carried out by experimental techniques or numerical modeling. The standard recommends limits for two tiers of groups, occupational/controlled and occupational/uncontrolled, based on a person's awareness and ability to exercise control over his or her exposure. In general, occupational/controlled exposure limits are higher than the limits for general population/uncontrolled.

The SAR definition is the time derivative (rate) of the incremental energy (dW) absorbed by (dissipated in) an incremental mass (dm) contained in a volume element(dv) of given mass density (ρ). The equation description is as below:

$$\mathrm{SAR} = \frac{\mathrm{d}}{\mathrm{d}t}\left(\frac{\mathrm{d}W}{\mathrm{d}m}\right) = \frac{\mathrm{d}}{\mathrm{d}t}\left(\frac{\mathrm{d}W}{\rho \mathrm{d}V}\right)$$

SAR is expressed in units of Watts per kilogram (W/kg)
SAR can be obtained using either of the following equations:

$$\mathrm{SAR} = \frac{\sigma E^2}{\rho}$$

$$\mathrm{SAR} = c_h \left.\frac{\mathrm{d}T}{\mathrm{d}t}\right|_{t=0}$$

Where

SAR	is the specific absorption rate in watts per kilogram;
E	is the r.m.s. value of the electric field strength in the tissue in volts per meter;
σ	is the conductivity of the tissue in siemens per metre;
ρ	is the density of the tissue in kilograms per cubic metre;
c_h	is the heat capacity of the tissue in joules per kilogram and Kelvin;
$\frac{\mathrm{dT}}{\mathrm{dt}} \mid \mathrm{t} = 0$	is the initial time derivative of temperature in the tissue in kelvins per second

Any report having not been signed by authorized approver, or having been altered without authorization, or having not been stamped by the "Dedicated Testing/Inspection Stamp" is deemed to be invalid. Copying or excerpting portion of, or altering the content of the report is not permitted without the written authorization of AGC. The test results presented in the report apply only to the tested sample. Any objections to report issued by AGC should be submitted to AGC within 15days after the issuance of the test report. Further enquiry of validity or verification of the test report should be addressed to AGC by agc01@agccert.com.

4.2. SAR Measurement Procedure

Step 1: Power Reference Measurement

The Power Reference Measurement and Power Drift Measurement are for monitoring the power drift of the device under test in the batch process. The minimum distance of probe sensors to surface is 2.7mm This distance cannot be smaller than the distance os sensor calibration points to probe tip as `defined in the probe properties,

Step 2: Area Scan

The Area Scan is used as a fast scan in two dimensions to find the area of high field values, before doing a fine measurement around the hot spot. The sophisticated interpolation routines implemented in SATIMO software can find the maximum locations even in relatively coarse grids. When an Area Scan has measured all reachable points, it computes the field maximal found in the scanned area, within a range of the global maximum. The range (in db) is specified in the standards for compliance testing. For example, a 2db range is required in IEEE Standard 1528 standards, whereby 3db is a requirement when compliance is assessed in accordance with the ARIB standard (Japan) If one Zoom Scan follows the Area Scan, then only the absolute maximum will be taken as reference. For cases where multiple maximum are detected, the number of Zoom Scan has to be increased accordingly.

Area Scan Parameters extracted from KDB 865664 D01 SAR Measurement 100MHz to 6GHz

	≤ 3 GHz	> 3 GHz
Maximum distance from closest measurement point (geometric center of probe sensors) to phantom surface	5 ± 1 mm	½·δ·ln(2) ± 0.5 mm
Maximum probe angle from probe axis to phantom surface normal at the measurement location	30° ± 1°	20° ± 1°
Maximum area scan spatial resolution: Δx_{Area}, Δy_{Area}	≤ 2 GHz: ≤ 15 mm 2 – 3 GHz: ≤ 12 mm	3 – 4 GHz: ≤ 12 mm 4 – 6 GHz: ≤ 10 mm
	When the x or y dimension of the test device, in the measurement plane orientation, is smaller than the above, the measurement resolution must be ≤ the corresponding x or y dimension of the test device with at least one measurement point on the test device.	

Step 3: Zoom Scan

Zoom Scan are used to assess the peak spatial SAR value within a cubic average volume containing 1g abd 10g of simulated tissue. The Zoom Scan measures points(refer to table below) within a cube whose base faces are centered on the maxima found in a preceding area scan job within the same procedure. When the measurement is done, the Zoom Scan evaluates the averaged SAR for 1g and 10g and displays these values next to the job's label.

Any report having not been signed by authorized approver, or having been altered without authorization, or having not been stamped by the "Dedicated Testing/Inspection Stamp" is deemed to be invalid. Copying or excerpting portion of, or altering the content of the report is not permitted without the written authorization of AGC. The test results presented in the report apply only to the tested sample. Any objections to report issued by AGC should be submitted to AGC within 15days after the issuance of the test report. Further enquiry of validity or verification of the test report should be addressed to AGC by agc01@agccert.com.

Zoom Scan Parameters extracted from KDB865664 d01 SAR Measurement 100MHz to 6GHz

Maximum zoom scan spatial resolution: Δx_{Zoom}, Δy_{Zoom}			≤ 2 GHz: ≤ 8 mm 2 – 3 GHz: ≤ 5 mm*	3 – 4 GHz: ≤ 5 mm* 4 – 6 GHz: ≤ 4 mm*
Maximum zoom scan spatial resolution, normal to phantom surface	uniform grid: $\Delta z_{Zoom}(n)$		≤ 5 mm	3 – 4 GHz: ≤ 4 mm 4 – 5 GHz: ≤ 3 mm 5 – 6 GHz: ≤ 2 mm
	graded grid	$\Delta z_{Zoom}(1)$: between 1st two points closest to phantom surface	≤ 4 mm	3 – 4 GHz: ≤ 3 mm 4 – 5 GHz: ≤ 2.5 mm 5 – 6 GHz: ≤ 2 mm
		$\Delta z_{Zoom}(n>1)$: between subsequent points	$\leq 1.5 \cdot \Delta z_{Zoom}(n-1)$	
Minimum zoom scan volume	x, y, z		≥ 30 mm	3 – 4 GHz: ≥ 28 mm 4 – 5 GHz: ≥ 25 mm 5 – 6 GHz: ≥ 22 mm

Note: δ is the penetration depth of a plane-wave at normal incidence to the tissue medium; see draft standard IEEE P1528-2011 for details.

* When zoom scan is required and the *reported* SAR from the *area scan based 1-g SAR estimation* procedures of KDB 447498 is ≤ 1.4 W/kg, ≤ 8 mm, ≤ 7 mm and ≤ 5 mm zoom scan resolution may be applied, respectively, for 2 GHz to 3 GHz, 3 GHz to 4 GHz and 4 GHz to 6 GHz.

Step 4: Power Drift Measurement

The Power Drift Measurement measures the field at the same location as the most recent power reference measurement within the same procedure, and with the same settings. The Power Drift Measurement gives the field difference in dB from the reading conducted within the same settings. This allows a user to monitor the power drift of the device under test within a batch process. The measurement procedure is the same as Step 1.

Any report having not been signed by authorized approver, or having been altered without authorization, or having not been stamped by the "Dedicated Testing/Inspection Stamp" is deemed to be invalid. Copying or excerpting portion of, or altering the content of the report is not permitted without the written authorization of AGC. The test results presented in the report apply only to the tested sample. Any objections to report issued by AGC should be submitted to AGC within 15days after the issuance of the test report. Further enquiry of validity or verification of the test report should be addressed to AGC by agc01@agccert.com.

4.3. RF Exposure Conditions

Test Configuration and setting:

The EUT is a model of Portable Mobile Station (MS). It supports WCDMA/HSPA, LTE, BT and support hot spot mode.

For WWAN SAR testing, the device was controlled by using a base station emulator. Communication between the device and the emulator were established by air link. The distance between the EUT and the antenna is larger than 50cm, and the output power radiated from the emulator antenna is at least 30db smaller than the output power of EUT.

Antenna Location: (the back view)

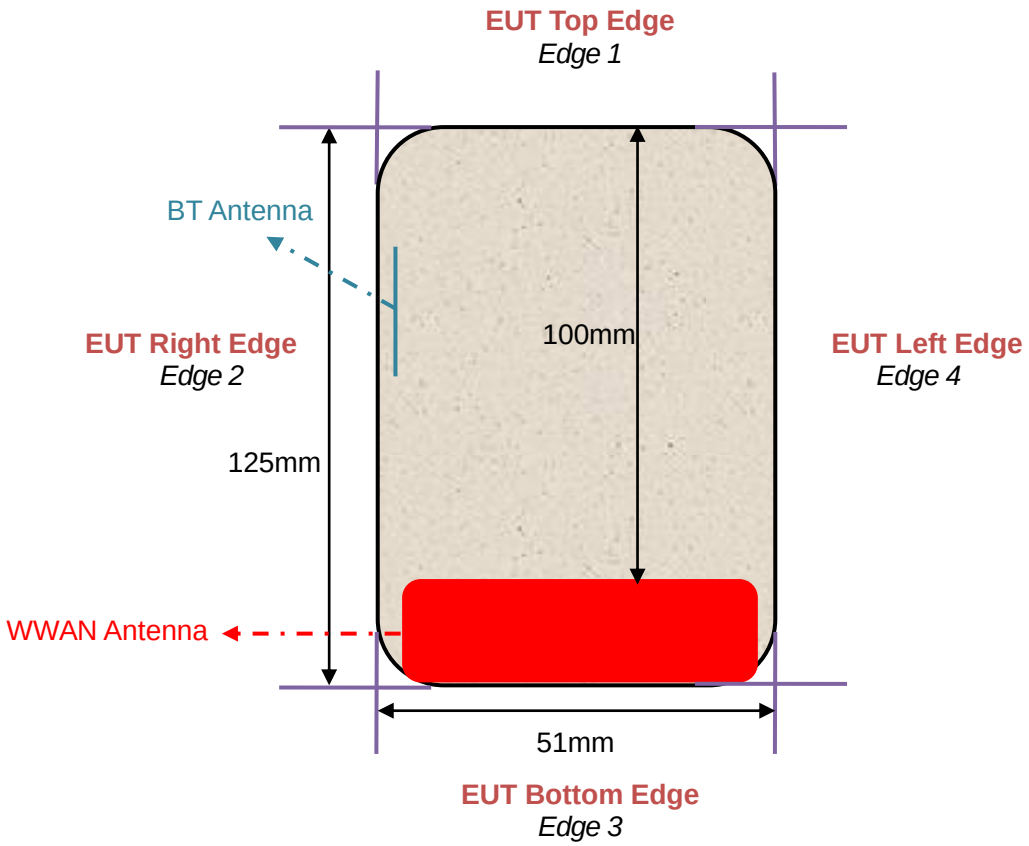

Any report having not been signed by authorized approver, or having been altered without authorization, or having not been stamped by the "Dedicated Testing/Inspection Stamp" is deemed to be invalid. Copying or excerpting portion of, or altering the content of the report is not permitted without the written authorization of AGC. The test results presented in the report apply only to the tested sample. Any objections to report issued by AGC should be submitted to AGC within 15days after the issuance of the test report. Further enquiry of validity or verification of the test report should be addressed to AGC by agc01@agccert.com.

5. TISSUE SIMULATING LIQUID

For SAR measurement of the field distribution inside the phantom, the phantom must be filled with homogeneous tissue simulating liquid to a depth of at least 15cm. For head SAR testing the liquid height from the ear reference point (ERP) of the phantom to the liquid top surface is larger than 15cm For body SAR testing, the liquid height from the center of the flat phantom to the liquid top surface is larger than 15cm.The nominal dielectric values of the tissue simulating liquids in the phantom and the tolerance of 10% are listed in 6.2

5.1. The composition of the tissue simulating liquid

Ingredient (% Weight) / Frequency (MHz)	Water	Nacl	Polysorbate 20	DGBE	1,2 Propanediol	Triton X-100
750 Head	35	2	0.0	0.0	63	0.0
835 Head	50.36	1.25	48.39	0.0	0.0	0.0
1750 Head	52.64	0.36	0.0	47	0.0	0.0
1900 Head	54.9	0.18	0.0	44.92	0.0	0.0
2600 Head	55.242	0.306	0	44.452	0	0

Any report having not been signed by authorized approver, or having been altered without authorization, or having not been stamped by the "Dedicated Testing/Inspection Stamp" is deemed to be invalid. Copying or excerpting portion of, or altering the content of the report is not permitted without the written authorization of AGC. The test results presented in the report apply only to the tested sample. Any objections to report issued by AGC should be submitted to AGC within 15days after the issuance of the test report. Further enquiry of validity or verification of the test report should be addressed to AGC by agc01@agccert.com.

5.2. Tissue Dielectric Parameters for Head and Body Phantoms

The head and body tissue dielectric parameters recommended by the IEEE Std. 1528 have been incorporated in the following table.

Target Frequency (MHz)	head		body	
	εr	σ (S/m)	εr	σ (S/m)
300	45.3	0.87	45.3	0.87
450	43.5	0.87	43.5	0.87
750	**41.9**	**0.89**	**41.9**	**0.89**
835	**41.5**	**0.90**	**41.5**	**0.90**
900	41.5	0.97	41.5	0.97
915	41.5	1.01	41.5	1.01
1450	40.5	1.20	40.5	1.20
1610	40.3	1.29	40.3	1.29
1750	**40.1**	**1.37**	**40.1**	**1.37**
1800 – 2000	**40.0**	**1.40**	**40.0**	**1.40**
2300	39.5	1.67	39.5	1.67
2450	39.2	1.80	39.2	1.80
2600	**39.0**	**1.96**	**39.0**	**1.96**
3000	38.5	2.40	38.5	2.40

(εr = relative permittivity, σ = conductivity and ρ = 1000 kg/m3

Any report having not been signed by authorized approver, or having been altered without authorization, or having not been stamped by the "Dedicated Testing/Inspection Stamp" is deemed to be invalid. Copying or excerpting portion of, or altering the content of the report is not permitted without the written authorization of AGC. The test results presented in the report apply only to the tested sample. Any objections to report issued by AGC should be submitted to AGC within 15days after the issuance of the test report. Further enquiry of validity or verification of the test report should be addressed to AGC by agc01@agccert.com.

5.3. Tissue Calibration Result

The dielectric parameters of the liquids were verified prior to the SAR evaluation using SATIMO Dielectric Probe Kit and R&S Network Analyzer ZVL6.

Tissue Stimulant Measurement for 750MHz					
	Fr. (MHz)	Dielectric Parameters (±10%)		Tissue Temp [°C]	Test time
		εr 41.9 (37.71-46.09)	δ[s/m] 0.89(0.801-0.979)		
Head	673	45.76	0.81	21.5	Sep. 18, 2023
	683	45.19	0.82		
	688	44.39	0.83		
	704	44.03	0.85		
	707.5	43.92	0.87		
	710	43.21	0.89		
	750	42.13	0.91		
	782	41.32	0.93		

Tissue Stimulant Measurement for 835MHz					
	Fr. (MHz)	Dielectric Parameters (±10%)		Tissue Temp [°C]	Test time
		εr 41.5 (37.35-45.65)	δ[s/m] 0.90(0.81-0.99)		
Head	821.5	45.12	0.83	21.1	Sep. 19, 2023
	829	44.66	0.86		
	831.5	43.23	0.87		
	835	41.68	0.89		
	836.4	40.37	0.92		
	836.5	40.37	0.92		
	841.5	39.62	0.93		
	844	38.42	0.95		

Tissue Stimulant Measurement for 1750MHz					
		Dielectric Parameters (±10%)		Tissue Temp [°C]	Test time
		εr 40.1 (36.09-44.11)	δ[s/m]1.37(1.233-1.507)		
	1720	43.22	1.37	20.2	Sep. 16, 2023
	1732.5	42.68	1.40		
	1745	41.37	1.42		
	1750	40.55	1.43		
	1755	39.66	1.45		
	1770	38.24	1.47		

Any report having not been signed by authorized approver, or having been altered without authorization, or having not been stamped by the "Dedicated Testing/Inspection Stamp" is deemed to be invalid. Copying or excerpting portion of, or altering the content of the report is not permitted without the written authorization of AGC. The test results presented in the report apply only to the tested sample. Any objections to report issued by AGC should be submitted to AGC within 15days after the issuance of the test report. Further enquiry of validity or verification of the test report should be addressed to AGC by agc01@agccert.com.

Tissue Stimulant Measurement for 1900MHz					
	Fr. (MHz)	Dielectric Parameters (±10%)		Tissue Temp [°C]	Test time
		εr40.00(36.00-44.00)	δ[s/m]1.40(1.26-1.54)		
Head	1860	41.37	1.33	20.5	Sep. 15, 2023
	1880	40.67	1.38		
	1882.5	40.32	1.41		
	1900	39.98	1.43		
	1905	38.62	1.46		

Tissue Stimulant Measurement for 2600MHz					
	Fr. (MHz)	Dielectric Parameters (±10%)		Tissue Temp [°C]	Test time
		εr39(35.1-42.9)	δ[s/m]1.96(1.764-2.156)		
Head	2535	39.96	1.96	20.9	Sep. 17, 2023
	2600	38.67	1.99		

Any report having not been signed by authorized approver, or having been altered without authorization, or having not been stamped by the "Dedicated Testing/Inspection Stamp" is deemed to be invalid. Copying or excerpting portion of, or altering the content of the report is not permitted without the written authorization of AGC. The test results presented in the report apply only to the tested sample. Any objections to report issued by AGC should be submitted to AGC within 15days after the issuance of the test report. Further enquiry of validity or verification of the test report should be addressed to AGC by agc01@agccert.com.

6. SAR SYSTEM CHECK PROCEDURE

6.1. SAR System Check Procedures

SAR system check is required to confirm measurement accuracy, according to the tissue dielectric media, probe calibration points and other system operating parameters required for measuring the SAR of a test device. The system verification must be performed for each frequency band and within the valid range of each probe calibration point required for testing the device. The same SAR probe(s) and tissue-equivalent media combinations used with each specific SAR system for system verification must be used for device testing. When multiple probe calibration points are required to cover substantially large transmission bands, independent system verifications are required for each probe calibration point. A system verification must be performed before each series of SAR measurements using the same probe calibration point and tissue-equivalent medium. Additional system verification should be considered according to the conditions of the tissue-equivalent medium and measured tissue dielectric parameters, typically every three to four days when the liquid parameters are remeasured or sooner when marginal liquid parameters are used at the beginning of a series of measurements.

Each SATIMO system is equipped with one or more system check kits. These units, together with the predefined measurement procedures within the SATIMO software, enable the user to conduct the system check and system validation. System kit includes a dipole, and dipole device holder.

The system check verifies that the system operates within its specifications. It's performed daily or before every SAR measurement. The system check uses normal SAR measurement in the flat section of the phantom with a matched dipole at a specified distance. The system check setup is shown as below.

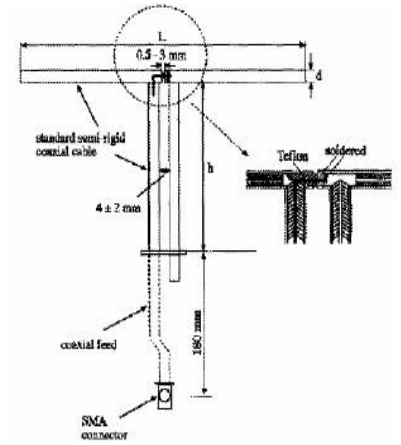

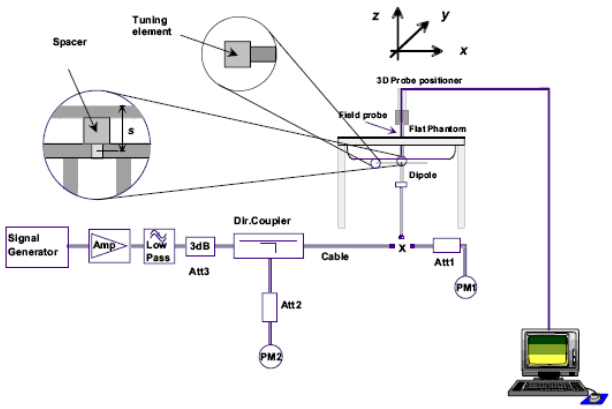

Any report having not been signed by authorized approver, or having been altered without authorization, or having not been stamped by the "Dedicated Testing/Inspection Stamp" is deemed to be invalid. Copying or excerpting portion of, or altering the content of the report is not permitted without the written authorization of AGC. The test results presented in the report apply only to the tested sample. Any objections to report issued by AGC should be submitted to AGC within 15days after the issuance of the test report. Further enquiry of validity or verification of the test report should be addressed to AGC by agc01@agccert.com.

6.2. SAR System Check

6.2.1. Dipoles

	The dipoles used is based on the IEEE-1528 standard, and is complied with mechanical and electrical specifications in line with the requirements of IEEE. the table below provides details for the mechanical and electrical Specifications for the dipoles.

Frequency	L (mm)	h (mm)	d (mm)
750MHz	176	100	6.35
835MHz	161.0	89.8	3.6
1800MHz	71.6	41.7	3.6
1900MHz	68	39.5	3.6
2600MHz	48.5	28.8	3.6

Any report having not been signed by authorized approver, or having been altered without authorization, or having not been stamped by the "Dedicated Testing/Inspection Stamp" is deemed to be invalid. Copying or excerpting portion of, or altering the content of the report is not permitted without the written authorization of AGC. The test results presented in the report apply only to the tested sample. Any objections to report issued by AGC should be submitted to AGC within 15days after the issuance of the test report. Further enquiry of validity or verification of the test report should be addressed to AGC by agc01@agccert.com.

6.2.2. System Check Result

System Performance Check at 750MHz&835MHz &1800MHz &1900MHz &2600MHz for Head								
Validation Kit: SN 22/16 DIP 0G750-417& SN 15/16 DIP 0G835-399& SN 46/11 DIP 1G800-186& SN 29/15 DIP 1G900-389& SN 22/16 DIP 2G600-407								
Frequency [MHz]	Target Value(W/kg)		Reference Result (± 10%)		Tested Value(W/kg)		Tissue Temp. [°C]	Test time
	1g	10g	1g	10g	1g	10g		
750	8.33	5.44	7.497-9.163	4.896-5.984	8.78	5.45	21.5	Sep. 18, 2023
835	9.67	6.14	8.703-10.637	5.526-6.754	9.42	5.96	21.1	Sep. 19, 2023
1800	37.76	19.60	33.984-41.536	17.640-21.560	39.28	19.87	20.2	Sep. 16, 2023
1900	41.26	20.86	37.134-45.386	18.774-22.946	42.36	20.53	20.5	Sep. 15, 2023
2600	54.94	23.77	49.446-60.434	21.393-26.147	52.51	23.52	20.9	Sep. 17, 2023

Note:
(1) We use a CW signal of 18dBm for system check, and then all SAR value are normalized to 1W forward power. The result must be within ±10% of target value.

Any report having not been signed by authorized approver, or having been altered without authorization, or having not been stamped by the "Dedicated Testing/Inspection Stamp" is deemed to be invalid. Copying or excerpting portion of, or altering the content of the report is not permitted without the written authorization of AGC. The test results presented in the report apply only to the tested sample. Any objections to report issued by AGC should be submitted to AGC within 15days after the issuance of the test report. Further enquiry of validity or verification of the test report should be addressed to AGC by agc01@agccert.com.

7. EUT TEST POSITION

This EUT was tested in **Right Cheek, Right Tilted, Left Cheek, Left Tilted, Body back, Body and Front.**

7.1. Define Two Imaginary Lines on the Handset

(1)The vertical centerline passes through two points on the front side of the handset the midpoint of the width wt of the handset at the level of the acoustic output, and the midpoint of the width wb of the handset.

(2)The horizontal line is perpendicular to the vertical centerline and passes through the center of the acoustic output. The horizontal line is also tangential to the face of the handset at point A.

(3)The two lines intersect at point A. Note that for many handsets, point A coincides with the center of the acoustic output; however, the acoustic output may be located elsewhere on the horizontal line. Also note that the vertical centerline is not necessarily to the front face of the handset, especially for clamshell handsets, handsets with flip covers, and other irregularly shaped handsets.

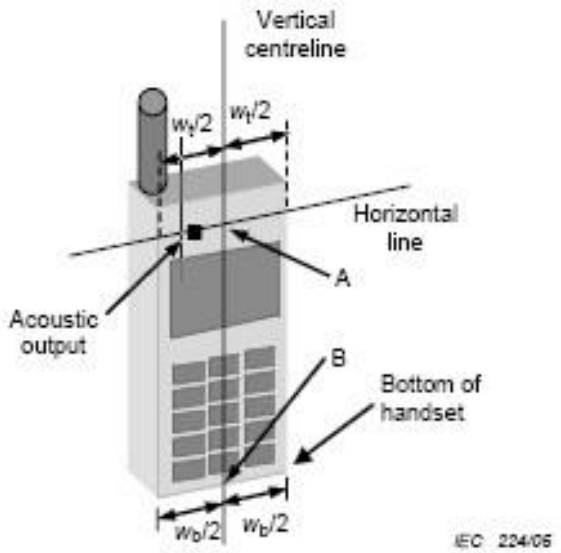

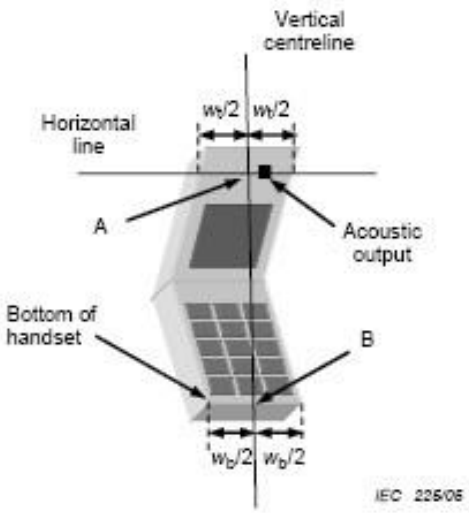

Any report having not been signed by authorized approver, or having been altered without authorization, or having not been stamped by the "Dedicated Testing/Inspection Stamp" is deemed to be invalid. Copying or excerpting portion of, or altering the content of the report is not permitted without the written authorization of AGC. The test results presented in the report apply only to the tested sample. Any objections to report issued by AGC should be submitted to AGC within 15days after the issuance of the test report. Further enquiry of validity or verification of the test report should be addressed to AGC by agc01@agccert.com.

7.2. Cheek Position

(1) To position the device with the vertical center line of the body of the device and the horizontal line crossing the center picec in a plane parallel to the sagittal plane of the phantom. While maintaining the device in this plane, align the vertical center line with the reference plane containing the ear and mouth reference point (M: Mouth, RE: Right Ear, and LE: Left Ear) and align the center of the ear piece with the line RE-LE.

(2) To move the device towards the phantom with the ear piece aligned with the the line LE-RE until the phone touched the ear. While maintaining the device in the reference plane and maintaining the phone contact with ear, move the bottom of the phone until any point on the front side is in contact with the cheek of the phantom or until contact with the ear is lost

7.3. Tilt Position

(1) To position the device in the “cheek” position described above.

(2) While maintaining the device in the reference plane described above and pivoting against the ear, moves it outward away from the mouth by an angle of 15 degrees or until with the ear is lost.

Any report having not been signed by authorized approver, or having been altered without authorization, or having not been stamped by the “Dedicated Testing/Inspection Stamp” is deemed to be invalid. Copying or excerpting portion of, or altering the content of the report is not permitted without the written authorization of AGC. The test results presented in the report apply only to the tested sample. Any objections to report issued by AGC should be submitted to AGC within 15days after the issuance of the test report. Further enquiry of validity or verification of the test report should be addressed to AGC by agc01@agccert.com.

7.4. Body Worn Position

(1) To position the EUT parallel to the phantom surface.

(2) To adjust the EUT parallel to the flat phantom.

(3) To adjust the distance between the EUT surface and the flat phantom to **10mm.**

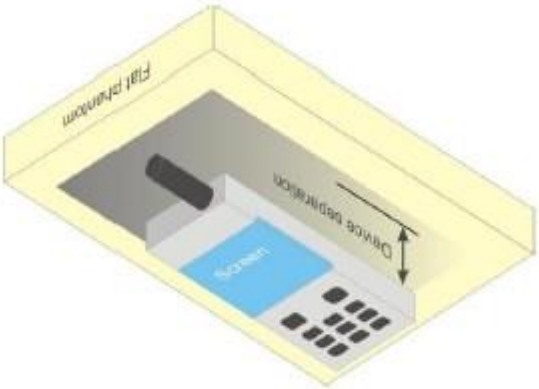

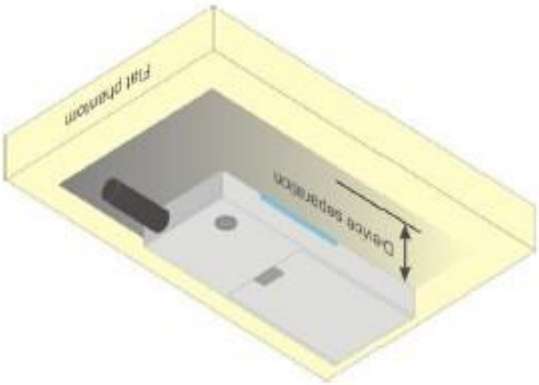

Any report having not been signed by authorized approver, or having been altered without authorization, or having not been stamped by the "Dedicated Testing/Inspection Stamp" is deemed to be invalid. Copying or excerpting portion of, or altering the content of the report is not permitted without the written authorization of AGC. The test results presented in the report apply only to the tested sample. Any objections to report issued by AGC should be submitted to AGC within 15days after the issuance of the test report. Further enquiry of validity or verification of the test report should be addressed to AGC by agc01@agccert.com.

8. SAR EXPOSURE LIMITS

Limits for General Population/Uncontrolled Exposure (W/kg)

Type Exposure	Uncontrolled Environment Limit (W/kg)
Spatial Peak SAR (1g cube tissue for brain or body)	1.60
Spatial Average SAR (Whole body)	0.08
Spatial Peak SAR (Limbs)	4.0

Any report having not been signed by authorized approver, or having been altered without authorization, or having not been stamped by the "Dedicated Testing/Inspection Stamp" is deemed to be invalid. Copying or excerpting portion of, or altering the content of the report is not permitted without the written authorization of AGC. The test results presented in the report apply only to the tested sample. Any objections to report issued by AGC should be submitted to AGC within 15days after the issuance of the test report. Further enquiry of validity or verification of the test report should be addressed to AGC by agc01@agccert.com.

9. TEST FACILITY

Test Site	Attestation of Global Compliance (Shenzhen) Co., Ltd
Location	1-2/F, Building 19, Junfeng Industrial Park, Chongqing Road, Heping Community, Fuhai Street, Bao'an District, Shenzhen, Guangdong, China
Designation Number	CN1259
FCC Test Firm Registration Number	975832
A2LA Cert. No.	5054.02
Description	Attestation of Global Compliance(Shenzhen) Co., Ltd is accredited by A2LA

Any report having not been signed by authorized approver, or having been altered without authorization, or having not been stamped by the "Dedicated Testing/Inspection Stamp" is deemed to be invalid. Copying or excerpting portion of, or altering the content of the report is not permitted without the written authorization of AGC. The test results presented in the report apply only to the tested sample. Any objections to report issued by AGC should be submitted to AGC within 15days after the issuance of the test report. Further enquiry of validity or verification of the test report should be addressed to AGC by agc01@agccert.com.

10. TEST EQUIPMENT LIST

Equipment description	Manufacturer/ Model	Identification No.	Software version	Current calibration date	Next calibration date
SAR Probe	MVG	SN 45/22 EPGO391	N/A	Dec. 02, 2022	Dec. 01, 2023
Phantom	SATIMO	SN_4511_SAM90	N/A	Validated. No cal required.	Validated. No cal required.
Liquid	SATIMO	N/A	N/A	Validated. No cal required.	Validated. No cal required.
Comm Tester	Agilent-8960	GB46310822	A.13.07	Jun. 03, 2023	Jun. 02, 2024
Comm Tester	R&S- CMW500	121209	V3.7.40	Jun. 01, 2023	May 31, 2024
Multimeter	Keithley 2000	1350784	N/A	Jun. 01, 2023	May 31, 2024
SAR Software	SATIMO-OpenSAR	N/A	OpenSAR V4_02_32	N/A	N/A
Dipole	SATIMO SID750	SN 22/16 DIP 0G750-417	N/A-	Apr. 28, 2022	Apr. 27, 2025
Dipole	SATIMO SID835	SN 15/16 DIP 0G835-399	N/A	Apr. 28, 2022	Apr. 27, 2025
Dipole	SATIMO SID1800	SN 46/11 DIP 1G800-186	N/A	Apr. 28, 2022	Apr. 27, 2025
Dipole	SATIMO SID1900	SN 29/15 DIP 1G900-389	N/A	Apr. 28, 2022	Apr. 27, 2025
Dipole	SATIMO SID2600	SN 22/16 DIP 2G600-407	N/A	Apr. 28, 2022	Apr. 27, 2025
Signal Generator	Agilent-E4438C	US41461365	V5.03	Jun. 01, 2023	May 31, 2024
EXA Signal Analyzer	Agilent / N9010A	MY53470504	N/A	Jun. 01, 2023	May 31, 2024
Network Analyzer	Rhode & Schwarz ZVL6	N/A	3.2	Oct. 17, 2022	Oct. 16, 2023
Attenuator	Warison /WATT-6SR1211	S/N:WRJ34AYM2F1	N/A	June 07,2023	June 06,2024
Attenuator	Mini-circuits / VAT-10+	31405	N/A	June 07,2023	June 06,2024
Amplifier	AS0104-55_55	1004793	N/A	N/A	N/A
Directional Couple	Werlatone/ C5571-10	SN99463	N/A	Mar. 10,2022	Mar. 09,2024
Directional Couple	Werlatone/ C6026-10	SN99482	N/A	Mar. 10,2022	Mar. 09,2024
Power Sensor	NRP-Z21	1137.6000.02	N/A	Sep. 05,2023	Sep. 04,2024
Power Sensor	NRP-Z23	100323	N/A	Feb. 15,2023	Feb. 14,2024
Power Viewer	R&S	V2.3.1.0	N/A	N/A	N/A
Calibration standard parts for network sub - port	R&S/ ZV-Z132	N/A	V2.3.1.0	Nov. 15,2022	Nov. 14,2023

Note: Per KDB 865664 Dipole SAR Validation, AGC Lab has adopted 3 years calibration intervals. On annual basis, every measurement dipole has been evaluated and is in compliance with the following criteria:
1. There is no physical damage on the dipole;
2. System validation with specific dipole is within 10% of calibrated value;
3. Return-loss is within 20% of calibrated measurement;
4. Impedance is within 5Ω of calibrated measurement.

Any report having not been signed by authorized approver, or having been altered without authorization, or having not been stamped by the "Dedicated Testing/Inspection Stamp" is deemed to be invalid. Copying or excerpting portion of, or altering the content of the report is not permitted without the written authorization of AGC. The test results presented in the report apply only to the tested sample. Any objections to report issued by AGC should be submitted to AGC within 15days after the issuance of the test report. Further enquiry of validity or verification of the test report should be addressed to AGC by agc01@agccert.com.

11. MEASUREMENT UNCERTAINTY

SATIMO Uncertainty- SN 45/22 EPGO391 Measurement uncertainty for DUT averaged over 1 gram / 10 gram.									
Uncertainty Component	Sec.	Tol (+- %)	Prob. Dist.	Div.	Ci (1g)	Ci (10g)	1g Ui (+-%)	10g Ui (+-%)	vi
Measurement System									
Probe calibration	E.2.1	7.000	N	1	1	1	7.000	7.000	∞
Axial Isotropy	E.2.2	0.215	R	1.732	0.707	0.707	0.088	0.088	∞
Hemispherical Isotropy	E.2.2	0.215	R	1.732	0.707	0.707	0.088	0.088	∞
Boundary effect	E.2.3	1.000	R	1.732	1	1	0.577	0.577	∞
Linearity	E.2.4	0.995	R	1.732	1	1	0.574	0.574	∞
System detection limits	E.2.4	1.000	R	1.732	1	1	0.577	0.577	∞
Modulation response	E2.5	3.000	R	1.732	1	1	1.732	1.732	∞
Readout Electronics	E.2.6	0.021	N	1	1	1	0.021	0.021	∞
Response Time	E.2.7	0.000	R	1.732	1	1	0.000	0.000	∞
Integration Time	E.2.8	1.400	R	1.732	1	1	0.808	0.808	∞
RF ambient conditions-Noise	E.6.1	3.000	R	1.732	1	1	1.732	1.732	∞
RF ambient conditions-reflections	E.6.1	3.000	R	1.732	1	1	1.732	1.732	∞
Probe positioner mechanical tolerance	E.6.2	1.400	R	1.732	1	1	0.808	0.808	∞
Probe positioning with respect to phantom shell	E.6.3	1.400	R	1.732	1	1	0.808	0.808	∞
Extrapolation, interpolation, and integrations algorithms for max. SAR evaluation	E.5	2.300	R	1.732	1	1	1.328	1.328	∞
Test sample Related									
Test sample positioning	E.4.2	2.6	N	1	1	1	2.60	2.60	∞
Device holder uncertainty	E.4.1	3	N	1	1	1	3.00	3.00	∞
Output power variation—SAR drift measurement	E.2.9	5	R	1.732	1	1	2.89	2.89	∞
SAR scaling	E.6.5	5	R	1.732	1	1	2.89	2.89	∞
Phantom and tissue parameters									
Phantom shell uncertainty—shape, thickness, and permittivity	E.3.1	4	R	1.732	1	1	2.309	2.309	∞
Uncertainty in SAR correction for deviations in permittivity and conductivity	E.3.2	1.9	N	1	1	0.84	1.900	1.596	∞
Liquid conductivity measurement	E.3.3	4	N	1	0.78	0.71	3.120	2.840	M
Liquid permittivity measurement	E.3.3	5	N	1	0.23	0.26	1.150	1.300	M
Liquid conductivity—temperature uncertainty	E.3.4	2.5	R	1.732	0.78	0.71	1.126	1.025	∞
Liquid permittivity—temperature uncertainty	E.3.4	2.5	R	1.732	0.23	0.26	0.332	0.375	∞
Combined Standard Uncertainty			RSS				10.529	10.344	
Expanded Uncertainty (95% Confidence interval)			K=2				21.059	20.689	

Any report having not been signed by authorized approver, or having been altered without authorization, or having not been stamped by the "Dedicated Testing/Inspection Stamp" is deemed to be invalid. Copying or excerpting portion of, or altering the content of the report is not permitted without the written authorization of AGC. The test results presented in the report apply only to the tested sample. Any objections to report issued by AGC should be submitted to AGC within 15days after the issuance of the test report. Further enquiry of validity or verification of the test report should be addressed to AGC by agc01@agccert.com.

SATIMO Uncertainty- SN 45/22 EPGO391 System Validation uncertainty for DUT averaged over 1 gram / 10 gram.									
Uncertainty Component	Sec.	Tol (+- %)	Prob. Dist.	Div.	Ci (1g)	Ci (10g)	1g Ui (+-%)	10g Ui (+-%)	vi
Measurement System									
Probe calibration	E.2.1	7.000	N	1	1	1	7.000	7.000	∞
Axial Isotropy	E.2.2	0.215	R	1.732	1.000	1.000	0.124	0.124	∞
Hemispherical Isotropy	E.2.2	0.215	R	1.732	0.000	0.000	0.000	0.000	∞
Boundary effect	E.2.3	1.000	R	1.732	1.000	1.000	0.577	0.577	∞
Linearity	E.2.4	0.995	R	1.732	1.000	1.000	0.574	0.574	∞
System detection limits	E.2.4	1.000	R	1.732	1.000	1.000	0.577	0.577	∞
Modulation response	E2.5	3.000	R	1.732	0.000	0.000	0.000	0.000	∞
Readout Electronics	E.2.6	0.021	N	1.000	1.000	1.000	0.021	0.021	∞
Response Time	E.2.7	0.000	R	1.732	0.000	0.000	0.000	0.000	∞
Integration Time	E.2.8	1.400	R	1.732	0.000	0.000	0.000	0.000	∞
RF ambient conditions-Noise	E.6.1	3.000	R	1.732	1.000	1.000	1.732	1.732	∞
RF ambient conditions-reflections	E.6.1	3.000	R	1.732	1.000	1.000	1.732	1.732	∞
Probe positioner mechanical tolerance	E.6.2	1.400	R	1.732	1.000	1.000	0.808	0.808	∞
Probe positioning with respect to phantom shell	E.6.3	1.400	R	1.732	1.000	1.000	0.808	0.808	∞
Extrapolation, interpolation, and integrations algorithms for max. SAR evaluation	E.5	2.300	R	1.732	1.000	1.000	1.328	1.328	∞
System validation source									
Deviation of experimental dipole from numerical dipole	E.6.4	5	N	1	1	1	5	5	∞
Input power and SAR drift measurement	8,6.6.4	5	R	1.732	1	1	2.887	2.887	∞
Dipole axis to liquid distance	8,E.6.6	2	R	1.732	1	1	1.155	1.155	∞
Phantom and set-up									
Phantom shell uncertainty—shape, thickness, and permittivity	E.3.1	4	R	1.732	1	1	2.309	2.309	∞
Uncertainty in SAR correction for deviations in permittivity and conductivity	E.3.2	1.9	N	1	1	0.84	1.9	1.596	∞
Liquid conductivity（temperature uncertainty）	E.3.3	4	N	1	0.78	0.71	3.12	2.84	∞
Liquid conductivity（measured）	E.3.3	5	N	1	0.23	0.26	1.15	1.3	M
Liquid permittivity（temperature uncertainty）	E.3.4	2.5	R	1.732	0.78	0.71	1.126	1.025	∞
Liquid permittivity（measured）	E.3.4	2.5	R	1.732	0.23	0.26	0.332	0.375	M
Combined Standard Uncertainty			RSS				10.462	10.276	
Expanded Uncertainty (95% Confidence interval)			K=2				20.925	20.552	

Any report having not been signed by authorized approver, or having been altered without authorization, or having not been stamped by the "Dedicated Testing/Inspection Stamp" is deemed to be invalid. Copying or excerpting portion of, or altering the content of the report is not permitted without the written authorization of AGC. The test results presented in the report apply only to the tested sample. Any objections to report issued by AGC should be submitted to AGC within 15days after the issuance of the test report. Further enquiry of validity or verification of the test report should be addressed to AGC by agc01@agccert.com.

SATIMO Uncertainty- SN 45/22 EPGO391 System Check uncertainty for DUT averaged over 1 gram / 10 gram.									
Uncertainty Component	Sec.	Tol (+- %)	Prob. Dist.	Div.	Ci (1g)	Ci (10g)	1g Ui (+-%)	10g Ui (+-%)	vi
Measurement System									
Probe calibration drift	E.2.1.3	7.000	N	1	1	1	7	7	∞
Axial Isotropy	E.2.2	0.215	R	$\sqrt{3}$	0	0	0	0	∞
Hemispherical Isotropy	E.2.2	0.215	R	$\sqrt{3}$	0	0	0	0	∞
Boundary effect	E.2.3	1.000	R	$\sqrt{3}$	0	0	0	0	∞
Linearity	E.2.4	0.995	R	$\sqrt{3}$	0	0	0	0	∞
System detection limits	E.2.4	1	R	$\sqrt{3}$	0	0	0	0	∞
Modulation response	E2.5	3	R	$\sqrt{3}$	0	0	0	0	∞
Readout Electronics	E.2.6	0.021	N	$\sqrt{3}$	0	0	0	0	∞
Response Time	E.2.7	0	R	$\sqrt{3}$	0	0	0	0	∞
Integration Time	E.2.8	1.4	R	$\sqrt{3}$	0	0	0	0	∞
RF ambient conditions-Noise	E.6.1	3	R	$\sqrt{3}$	0	0	0	0	∞
RF ambient conditions-reflections	E.6.1	3	R	$\sqrt{3}$	0	0	0	0	∞
Probe positioner mechanical tolerance	E.6.2	1.4	R	$\sqrt{3}$	1	1	0.81	0.81	∞
Probe positioning with respect to phantom shell	E.6.3	1.4	R	$\sqrt{3}$	1	1	0.81	0.81	∞
Extrapolation, interpolation, and integrations algorithms for max. SAR evaluation	E.5	2.3	R	$\sqrt{3}$	0	0	0	0.00	∞
System check source (dipole)									
Deviation of experimental dipoles	E.6.4	2	N	1	1	1	2	2	∞
Input power and SAR drift measurement	8,6.6.4	5	R	$\sqrt{3}$	1	1	2.89	2.89	∞
Dipole axis to liquid distance	8,E.6.6	2	R	$\sqrt{3}$	1	1	1.15	1.15	∞
Phantom and tissue parameters									
Phantom shell uncertainty—shape, thickness, and permittivity	E.3.1	4	R	$\sqrt{3}$	1	1	2.31	2.31	∞
Uncertainty in SAR correction for deviations in permittivity and conductivity	E.3.2	1.9	N	1.000	1	0.84	1.90	1.60	∞
Liquid conductivity measurement	E.3.3	4	N	1.000	0.78	0.71	3.12	2.84	∞
Liquid permittivity measurement	E.3.3	5	N	1.000	0.23	0.26	1.15	1.30	M
Liquid conductivity—temperature uncertainty	E.3.4	2.5	R	$\sqrt{3}$	0.78	0.71	1.13	1.02	∞
Liquid permittivity—temperature uncertainty	E.3.4	2.5	R	$\sqrt{3}$	0.23	0.26	0.33	0.38	M
Combined Standard Uncertainty			RSS				8.927	8.708	
Expanded Uncertainty (95% Confidence interval)			K=2				17.853	17.415	

Any report having not been signed by authorized approver, or having been altered without authorization, or having not been stamped by the "Dedicated Testing/Inspection Stamp" is deemed to be invalid. Copying or excerpting portion of, or altering the content of the report is not permitted without the written authorization of AGC. The test results presented in the report apply only to the tested sample. Any objections to report issued by AGC should be submitted to AGC within 15days after the issuance of the test report. Further enquiry of validity or verification of the test report should be addressed to AGC by agc01@agccert.com.

12. CONDUCTED POWER MEASUREMENT

UMTS BAND

HSDPA Setup Configuration:

·The EUT was connected to Base Station Agilent-8960 referred to the Setup Configuration.

·The RF path losses were compensated into the measurements.

·A call was established between EUT and Based Station with following setting:

(1) Set Gain Factors(βc and βd) parameters set according to each

(2) Set RMC 12.2Kbps+HSDPA mode.

(3) Set Cell Power=-86dBm

(4) Set HS-DSCH Configuration Type to FRC (H-set 1, QPSK)

(5) Select HSDPA Uplink Parameters

(6) Set Delta ACK, Delta NACK and Delta CQI=8

(7) Set Ack - Nack Repetition Factor to 3

(8) Set CQI Feedback Cycle (k) to 4ms

(9) Set CQI Repetition Factor to 2

(10) Power Ctrl Mode=All Up bits

·The transmitted maximum output power was recorded.

Table C.10.2.4: β values for transmitter characteristics tests with HS-DPCCH

Sub-test	βc (Note5)	βd	βd (SF)	βc/βd	βHS (Note1, Note 2)	CM (dB) (Note 3)	MPR (dB) (Note 3)
1	2/15	15/15	64	2/15	4/15	0.0	0.0
2	12/15(Note 4)	15/15(Note 4)	64	12/15(Note 4)	24/15	1.0	0.0
3	15/15	8/15	64	15/8	30/15	1.5	0.5
4	15/15	4/15	64	15/4	30/15	1.5	0.5

Note 1: ΔACK, ΔNACK and ΔCQI = 30/15 with β_{hs} = 30/15 * β_c .
Note 2: For the HS-DPCCH power mask requirement test in clause 5.2C, 5.7A, and the Error Vector Magnitude (EVM) with HS-DPCCH test in clause 5.13.1A, and HSDPA EVM with phase discontinuity in clause 5.13.1AA, ΔACK and ΔNACK = 30/15 with β_{hs} = 30/15 * β_c , and ΔCQI = 24/15 with β_{hs} = 24/15 * β_c .
Note 3: CM = 1 for βc/βd =12/15, hs/ c=24/15. For all other combinations of DPDCH, DPCCH and HS-DPCCH the MPR is based on the relative CM difference. This is applicable for only UEs that support HSDPA in release 6 and later releases.
Note 4: For subtest 2 the c/ d ratio of 12/15 for the TFC during the measurement period (TF1, TF0) is achieved by setting the signalled gain factors for the reference TFC (TF1, TF1) to c = 11/15 and d = 15/15.

Any report having not been signed by authorized approver, or having been altered without authorization, or having not been stamped by the "Dedicated Testing/Inspection Stamp" is deemed to be invalid. Copying or excerpting portion of, or altering the content of the report is not permitted without the written authorization of AGC. The test results presented in the report apply only to the tested sample. Any objections to report issued by AGC should be submitted to AGC within 15days after the issuance of the test report. Further enquiry of validity or verification of the test report should be addressed to AGC by agc01@agccert.com.

HSUPA Setup Configuration:

· The EUT was connected to Base Station Agilent-8960 referred to the Setup Configuration.

· The RF path losses were compensated into the measurements.

· A call was established between EUT and Base Station with following setting * :

(1) Call Configs = 5.2B, 5.9B, 5.10B, and 5.13.2B with QPSK

(2) Set the Gain Factors (βc and βd) and parameters (AG Index) were set according to each specific sub-test in the following table, C11.1.3, quoted from the TS 34.121

(3) Set Cell Power = -86 dBm

(4) Set Channel Type = 12.2k + HSPA

(5) Set UE Target Power

(6) Power Ctrl Mode= Alternating bits

(7) Set and observe the E-TFCI

(8) Confirm that E-TFCI is equal to the target E-TFCI of 75 for sub-test 1, and other subtest's E-TFCI

· The transmitted maximum output power was recorded.

Table C.11.1.3: β values for transmitter characteristics tests with HS-DPCCH and E-DCH

Sub-test	βc	βd	βd (SF)	βc/βd	βHS (Note 1)	βec	βed (Note 4) (Note 5)	βed (SF)	βed (Codes)	CM (dB) (Note 2)	MPR (dB) (Note 2) (Note 6)	AG Index (Note 5)	E-TFCI
1	11/15 (Note 3)	15/15 (Note 3)	64	11/15 (Note 3)	22/15	209/225	1309/225	4	1	1.0	0.0	20	75
2	6/15	15/15	64	6/15	12/15	12/15	94/75	4	1	3.0	2.0	12	67
3	15/15	9/15	64	15/9	30/15	30/15	βed1: 47/15 βed2: 47/15	4 4	2	2.0	1.0	15	92
4	2/15	15/15	64	2/15	4/15	2/15	56/75	4	1	3.0	2.0	17	71
5	15/15	0	-	-	5/15	5/15	47/15	4	1	1.0	0.0	12	67

Note 1: For sub-test 1 to 4, ΔACK, ΔNACK and ΔCQI = 30/15 with β_{hs} = 30/15 * β_c . For sub-test 5, ΔACK, ΔNACK and ΔCQI = 5/15 with β_{hs} = 5/15 * β_c .

Note 2: CM = 1 for βc/βd =12/15, hs/ c=24/15. For all other combinations of DPDCH, DPCCH, HS-DPCCH, E-DPDCH and E-DPCCH the MPR is based on the relative CM difference.

Note 3: For subtest 1 the c/ d ratio of 11/15 for the TFC during the measurement period (TF1, TF0) is achieved by setting the signalled gain factors for the reference TFC (TF1, TF1) to c = 10/15 and d = 15/15.

Note 4: In case of testing by UE using E-DPDCH Physical Layer category 1, Sub-test 3 is omitted according to TS25.306 Table 5.1g.

Note 5: βed cannot be set directly; it is set by Absolute Grant Value.

Note 6: For subtests 2, 3 and 4, UE may perform E-DPDCH power scaling at max power which could results in slightly smaller MPR values.

Any report having not been signed by authorized approver, or having been altered without authorization, or having not been stamped by the "Dedicated Testing/Inspection Stamp" is deemed to be invalid. Copying or excerpting portion of, or altering the content of the report is not permitted without the written authorization of AGC. The test results presented in the report apply only to the tested sample. Any objections to report issued by AGC should be submitted to AGC within 15days after the issuance of the test report. Further enquiry of validity or verification of the test report should be addressed to AGC by agc01@agccert.com.

UMTS BAND V

Mode	Frequency (MHz)	Avg. Burst Power (dBm)
WCDMA 850 RMC	826.4	**21.23**
	836.4	21.17
	846.6	21.21
HSDPA Subtest 1	826.4	20.63
	836.4	17.14
	846.6	19.38
HSDPA Subtest 2	826.4	20.21
	836.4	18.54
	846.6	18.80
HSDPA Subtest 3	826.4	18.94
	836.4	19.46
	846.6	17.64
HSDPA Subtest 4	826.4	18.99
	836.4	19.44
	846.6	17.68
HSUPA Subtest 1	826.4	18.40
	836.4	19.62
	846.6	20.79
HSUPA Subtest 2	826.4	18.68
	836.4	20.08
	846.6	19.27
HSUPA Subtest 3	826.4	18.41
	836.4	19.75
	846.6	20.87
HSUPA Subtest 4	826.4	18.34
	836.4	19.87
	846.6	19.95
HSUPA Subtest 5	826.4	21.21
	836.4	20.51
	846.6	19.71

Any report having not been signed by authorized approver, or having been altered without authorization, or having not been stamped by the "Dedicated Testing/Inspection Stamp" is deemed to be invalid. Copying or excerpting portion of, or altering the content of the report is not permitted without the written authorization of AGC. The test results presented in the report apply only to the tested sample. Any objections to report issued by AGC should be submitted to AGC within 15days after the issuance of the test report. Further enquiry of validity or verification of the test report should be addressed to AGC by agc01@agccert.com.

According to 3GPP 25.101 sub-clause 6.2.2 , the maximum output power is allowed to be reduced by following the table.

Table 6.1aA: UE maximum output power with HS-DPCCH and E-DCH

UE Transmit Channel Configuration	CM(db)	MPR(db)
For all combinations of ,DPDCH,DPCCH HS-DPDCH,E-DPDCH and E-DPCCH	0≤ CM≤3.5	MAX(CM-1,0)
Note: CM=1 for β_c/β_d=12/15, β_{hs}/β_c=24/15.For all other combinations of DPDCH, DPCCH, HS-DPCCH, E-DPDCH and E-DPCCH the MPR is based on the relative CM difference.		

The device supports MPR to solve linearity issues (ACLR or SEM) due to the higher peak-to average ratios (PAR) of the HSUPA signal. This prevents saturating the full range of the TX DAC inside of device and provides a reduced power output to the RF transceiver chip according to the Cubic Metric (a function of the combinations of DPDCH, DPCCH, HS-DPCCH, E-DPDCH and E-DPCCH).

When E-DPDCH channels are present the beta gains on those channels are reduced firsts to try to get the power under the allowed limit. If the beta gains are lowered as far as possible, then a hard limiting is applied at the maximum allowed level.

The SW currently recalculates the cubic metric every time the beta gains on the E-DPDCH are reduced. The cubic metric will likely get lower each time this is done .However, there is no reported reduction of maximum output power in the HSUPA mode since the device also provides a compensation for the power back-off by increasing the gain of TX_AGC in the transceiver (PA) device.

The end effect is that the DUT output power is identical to the case where there is no MPR in the device.

Any report having not been signed by authorized approver, or having been altered without authorization, or having not been stamped by the "Dedicated Testing/Inspection Stamp" is deemed to be invalid. Copying or excerpting portion of, or altering the content of the report is not permitted without the written authorization of AGC. The test results presented in the report apply only to the tested sample. Any objections to report issued by AGC should be submitted to AGC within 15days after the issuance of the test report. Further enquiry of validity or verification of the test report should be addressed to AGC by agc01@agccert.com.

LTE Band

Conducted Power of LTE Band 2(dBm)							
Bandwidth	**Modulation**	**RB size**	**RB offset**	**Target MPR**	**Channel 18607**	**Channel 18900**	**Channel 19193**
1.4MHz	QPSK	1	0	0	21.55	21.41	21.43
			3	0	21.62	21.24	21.28
			5	0	21.65	20.15	21.28
		3	0	0	21.61	21.41	21.29
			2	0	21.59	21.40	21.28
			3	0	21.67	21.30	21.17
		6	0	1	20.62	20.28	20.20
	16QAM	1	0	1	21.40	20.25	20.24
			3	1	21.49	20.09	20.14
			5	1	21.55	20.03	20.11
		3	0	1	20.30	21.22	20.42
			2	1	20.32	20.24	20.41
			3	1	20.47	20.19	20.23
		6	0	2	19.91	21.30	19.42
Bandwidth	**Modulation**	**RB size**	**RB offset**	**Target MPR**	**Channel 18615**	**Channel 18900**	**Channel 19185**
3MHz	QPSK	1	0	0	21.47	20.53	21.83
			7	0	21.76	21.23	21.51
			14	0	21.94	21.01	21.31
		8	0	1	20.61	21.50	20.49
			4	1	20.63	21.50	20.49
			7	1	20.86	20.18	20.16
		15	0	1	20.72	21.34	20.26
	16QAM	1	0	1	20.47	20.38	20.61
			7	1	20.62	21.10	20.24
			14	1	20.86	20.80	20.01
		8	0	2	19.79	20.76	19.65
			4	2	19.85	20.75	19.65
			7	2	19.94	20.43	19.35
		15	0	2	19.80	20.41	19.47

Any report having not been signed by authorized approver, or having been altered without authorization, or having not been stamped by the "Dedicated Testing/Inspection Stamp" is deemed to be invalid. Copying or excerpting portion of, or altering the content of the report is not permitted without the written authorization of AGC. The test results presented in the report apply only to the tested sample. Any objections to report issued by AGC should be submitted to AGC within 15days after the issuance of the test report. Further enquiry of validity or verification of the test report should be addressed to AGC by agc01@agccert.com.

Conducted Power of LTE Band 2(dBm)							
Bandwidth	Modulation	RB size	RB offset	Target MPR	Channel 18625	Channel 18900	Channel 19175
5MHz	QPSK	1	0	0	21.54	21.72	22.43
			13	0	21.82	21.19	21.80
			24	0	22.13	21.72	21.33
		12	0	1	20.74	20.56	20.91
			6	1	20.65	21.57	20.94
			13	1	21.10	20.97	20.49
		25	0	1	20.82	21.28	20.70
	16QAM	1	0	1	19.92	21.11	20.96
			13	1	20.33	20.53	20.36
			24	1	20.64	20.03	19.97
		12	0	2	19.80	21.87	19.91
			6	2	19.79	21.83	19.90
			13	2	20.12	21.24	19.33
		25	0	2	19.99	21.52	19.77
Bandwidth	Modulation	RB size	RB offset	Target MPR	Channel 18650	Channel 18900	Channel 19150
10MHz	QPSK	1	0	0	21.65	21.20	23.18
			25	0	22.22	20.31	22.28
			49	0	23.00	20.24	21.31
		25	0	1	20.97	21.92	21.71
			13	1	20.86	21.93	21.75
			25	1	21.68	22.84	20.74
		50	0	1	21.34	21.36	21.34
	16QAM	1	0	1	20.63	21.19	21.89
			25	1	21.29	21.70	22.03
			49	1	21.79	23.64	20.98
		25	0	2	20.03	22.13	20.97
			13	2	20.03	21.13	20.94
			25	2	20.73	21.04	19.85
		50	0	2	20.42	20.58	20.46

Any report having not been signed by authorized approver, or having been altered without authorization, or having not been stamped by the "Dedicated Testing/Inspection Stamp" is deemed to be invalid. Copying or excerpting portion of, or altering the content of the report is not permitted without the written authorization of AGC. The test results presented in the report apply only to the tested sample. Any objections to report issued by AGC should be submitted to AGC within 15days after the issuance of the test report. Further enquiry of validity or verification of the test report should be addressed to AGC by agc01@agccert.com.

Conducted Power of LTE Band 2(dBm)							
Bandwidth	**Modulation**	**RB size**	**RB offset**	**Target MPR**	**Channel 18675**	**Channel 18900**	**Channel 19125**
15MHz	QPSK	1	0	0	21.59	**24.19**	23.57
			38	0	22.59	21.33	22.89
			74	0	21.20	21.75	21.41
		36	0	1	21.77	20.51	21.78
			18	1	21.76	20.51	21.80
			39	1	21.76	21.51	21.80
		75	0	1	21.75	20.50	21.80
	16QAM	1	0	1	20.71	21.52	23.21
			38	1	21.69	21.67	22.45
			74	1	23.21	21.05	20.95
		36	0	2	21.76	20.51	21.80
			18	2	21.76	20.51	21.80
			39	2	21.75	20.51	21.80
		75	0	2	20.76	21.53	20.93
Bandwidth	**Modulation**	**RB size**	**RB offset**	**Target MPR**	**Channel 18700**	**Channel 18900**	**Channel 19100**
20MHz	QPSK	1	0	0	23.87	23.76	23.72
			50	0	23.35	21.57	23.41
			99	0	21.27	22.58	21.50
		50	0	1	21.39	21.14	22.58
			25	1	21.40	21.03	22.66
			50	1	23.60	21.34	21.48
		100	0	1	22.59	22.28	22.14
	16QAM	1	0	1	20.74	21.24	22.85
			50	1	22.21	22.88	22.07
			99	1	21.28	21.92	20.20
		50	0	2	20.54	21.33	21.78
			25	2	20.55	22.33	21.77
			50	2	22.76	23.44	20.63
		100	0	2	21.69	21.49	21.20

Any report having not been signed by authorized approver, or having been altered without authorization, or having not been stamped by the "Dedicated Testing/Inspection Stamp" is deemed to be invalid. Copying or excerpting portion of, or altering the content of the report is not permitted without the written authorization of AGC. The test results presented in the report apply only to the tested sample. Any objections to report issued by AGC should be submitted to AGC within 15days after the issuance of the test report. Further enquiry of validity or verification of the test report should be addressed to AGC by agc01@agccert.com.

Conducted Power of LTE Band 4(dBm)							
Bandwidth	Modulation	RB size	RB offset	Target MPR	Channel 19957	Channel 20175	Channel 20393
1.4MHz	QPSK	1	0	0	20.85	21.23	20.10
			3	0	20.68	21.31	21.16
			5	0	20.54	21.38	21.24
		3	0	0	20.85	20.24	21.38
			2	0	20.83	20.26	21.38
			3	0	20.72	20.28	21.40
		6	0	1	19.77	23.25	20.34
	16QAM	1	0	1	20.87	22.89	21.65
			3	1	20.71	22.92	21.73
			5	1	20.58	22.94	21.78
		3	0	1	19.64	22.97	21.14
			2	1	19.59	23.07	21.20
			3	1	19.45	23.07	21.22
		6	0	2	19.32	22.29	20.22
Bandwidth	Modulation	RB size	RB offset	Target MPR	Channel 19965	Channel 20175	Channel 20385
3MHz	QPSK	1	0	0	20.86	21.09	20.86
			7	0	20.53	21.36	20.13
			14	0	20.23	21.40	20.33
		8	0	1	19.83	23.18	21.00
			4	1	19.82	23.17	21.96
			7	1	19.29	23.30	20.09
		15	0	1	19.58	23.28	21.04
	16QAM	1	0	1	19.85	22.80	21.94
			7	1	19.36	22.94	20.17
			14	1	19.03	23.09	21.28
		8	0	2	19.13	22.42	21.17
			4	2	19.12	22.41	22.18
			7	2	18.57	22.48	22.41
		15	0	2	18.85	22.31	21.16

Any report having not been signed by authorized approver, or having been altered without authorization, or having not been stamped by the "Dedicated Testing/Inspection Stamp" is deemed to be invalid. Copying or excerpting portion of, or altering the content of the report is not permitted without the written authorization of AGC. The test results presented in the report apply only to the tested sample. Any objections to report issued by AGC should be submitted to AGC within 15days after the issuance of the test report. Further enquiry of validity or verification of the test report should be addressed to AGC by agc01@agccert.com.

Conducted Power of LTE Band 4(dBm)							
Bandwidth	Modulation	RB size	RB offset	Target MPR	Channel 19975	Channel 20175	Channel 20375
5MHz	QPSK	1	0	0	20.77	23.88	21.49
			13	0	20.14	21.22	21.13
			24	0	19.99	22.50	22.41
		12	0	1	19.55	23.12	21.63
			6	1	19.52	23.13	21.65
			13	1	19.11	23.41	22.14
		25	0	1	19.17	23.22	21.01
	16QAM	1	0	1	19.18	20.19	20.06
			13	1	18.55	20.63	20.59
			24	1	18.33	23.80	20.89
		12	0	2	18.75	22.37	21.64
			6	2	18.71	22.23	21.65
			13	2	18.03	22.68	20.09
		25	0	2	18.43	22.44	21.97
Bandwidth	Modulation	RB size	RB offset	Target MPR	Channel 20000	Channel 20175	Channel 20350
10MHz	QPSK	1	0	0	20.80	23.44	21.15
			25	0	20.04	20.26	21.40
			49	0	21.22	21.90	20.32
		25	0	1	19.18	22.89	21.70
			13	1	19.18	22.88	21.69
			25	1	19.56	23.60	21.87
		50	0	1	19.32	23.25	20.34
	16QAM	1	0	1	19.79	22.49	21.71
			25	1	19.09	22.64	20.63
			49	1	20.25	23.17	21.88
		25	0	2	18.25	22.12	21.83
			13	2	18.24	22.13	21.84
			25	2	18.51	22.83	22.00
		50	0	2	18.50	22.41	21.50

Any report having not been signed by authorized approver, or having been altered without authorization, or having not been stamped by the "Dedicated Testing/Inspection Stamp" is deemed to be invalid. Copying or excerpting portion of, or altering the content of the report is not permitted without the written authorization of AGC. The test results presented in the report apply only to the tested sample. Any objections to report issued by AGC should be submitted to AGC within 15days after the issuance of the test report. Further enquiry of validity or verification of the test report should be addressed to AGC by agc01@agccert.com.

Conducted Power of LTE Band 4(dBm)							
Bandwidth	**Modulation**	**RB size**	**RB offset**	**Target MPR**	**Channel 20025**	**Channel 20175**	**Channel 20325**
15MHz	QPSK	1	0	0	20.66	22.89	21.39
			38	0	20.48	22.16	21.79
			74	0	22.64	22.91	21.32
		36	0	1	20.07	23.33	22.90
			18	1	20.16	23.29	20.76
			39	1	20.13	23.28	20.82
		75	0	1	20.14	23.27	20.82
	16QAM	1	0	1	19.52	22.18	21.20
			38	1	19.39	23.36	21.43
			74	1	21.58	21.12	21.96
		36	0	2	20.07	23.30	20.87
			18	2	20.14	23.29	20.77
			39	2	20.12	23.28	21.85
		75	0	2	19.22	22.53	20.95
Bandwidth	**Modulation**	**RB size**	**RB offset**	**Target MPR**	**Channel 20050**	**Channel 20175**	**Channel 20300**
20MHz	QPSK	1	0	0	23.79	23.73	23.80
			50	0	21.62	21.45	20.09
			99	0	23.94	21.60	21.32
		50	0	1	19.37	22.59	20.29
			25	1	19.35	22.56	20.28
			50	1	21.77	**23.96**	21.31
		100	0	1	20.88	23.44	21.62
	16QAM	1	0	1	19.49	22.00	23.42
			50	1	20.27	23.76	21.66
			99	1	22.60	21.84	20.90
		50	0	2	18.68	21.68	23.48
			25	2	18.60	21.66	23.47
			50	2	20.95	23.12	20.44
		100	0	2	20.05	22.60	21.60

Any report having not been signed by authorized approver, or having been altered without authorization, or having not been stamped by the "Dedicated Testing/Inspection Stamp" is deemed to be invalid. Copying or excerpting portion of, or altering the content of the report is not permitted without the written authorization of AGC. The test results presented in the report apply only to the tested sample. Any objections to report issued by AGC should be submitted to AGC within 15days after the issuance of the test report. Further enquiry of validity or verification of the test report should be addressed to AGC by agc01@agccert.com.

Conducted Power of LTE Band 5(dBm)							
Bandwidth	Modulation	RB size	RB offset	Target MPR	Channel 20407	Channel 20525	Channel 20643
1.4MHz	QPSK	1	0	0	22.37	18.17	20.76
			3	0	22.09	18.49	21.02
			5	0	21.98	18.70	21.13
		3	0	0	22.43	18.33	20.79
			2	0	22.35	18.30	20.78
			3	0	22.19	18.56	21.09
		6	0	1	21.05	19.42	19.82
	16QAM	1	0	1	21.90	20.95	20.02
			3	1	21.83	19.13	20.36
			5	1	21.57	20.35	20.52
		3	0	1	20.98	20.99	19.33
			2	1	20.98	20.97	19.33
			3	1	20.78	20.20	19.57
		6	0	2	20.80	20.90	19.06
Bandwidth	Modulation	RB size	RB offset	Target MPR	Channel 20415	Channel 20525	Channel 20635
3MHz	QPSK	1	0	0	22.43	19.91	19.98
			7	0	21.73	19.53	20.72
			14	0	21.10	19.09	21.21
		8	0	1	21.17	20.04	19.22
			4	1	21.04	20.13	19.43
			7	1	20.59	19.77	19.86
		15	0	1	20.72	20.52	19.48
	16QAM	1	0	1	20.99	20.66	20.77
			7	1	20.30	20.26	19.36
			14	1	19.60	20.87	19.94
		8	0	2	20.66	21.81	19.46
			4	2	20.66	20.80	18.47
			7	2	19.64	20.33	19.92
		15	0	2	20.16	19.81	18.67

Any report having not been signed by authorized approver, or having been altered without authorization, or having not been stamped by the "Dedicated Testing/Inspection Stamp" is deemed to be invalid. Copying or excerpting portion of, or altering the content of the report is not permitted without the written authorization of AGC. The test results presented in the report apply only to the tested sample. Any objections to report issued by AGC should be submitted to AGC within 15days after the issuance of the test report. Further enquiry of validity or verification of the test report should be addressed to AGC by agc01@agccert.com.

Conducted Power of LTE Band 5(dBm)							
Bandwidth	Modulation	RB size	RB offset	Target MPR	Channel 20425	Channel 20525	Channel 20625
5MHz	QPSK	1	0	0	**22.48**	20.61	19.22
			13	0	21.28	20.49	20.22
			24	0	19.87	19.53	21.19
		12	0	1	20.92	20.92	18.50
			6	1	20.95	20.06	18.62
			13	1	19.69	18.04	19.66
		25	0	1	20.40	20.57	19.14
	16QAM	1	0	1	20.66	20.99	20.39
			13	1	19.59	20.68	20.49
			24	1	18.15	20.66	19.32
		12	0	2	20.31	20.58	20.04
			6	2	20.31	20.56	18.07
			13	2	18.63	20.60	19.70
		25	0	2	19.44	19.06	18.33
Bandwidth	Modulation	RB size	RB offset	Target MPR	Channel 20450	Channel 20525	Channel 20600
10MHz	QPSK	1	0	0	22.31	21.68	21.63
			25	0	19.58	18.50	19.03
			49	0	19.68	20.77	21.05
		25	0	1	19.98	20.90	20.89
			13	1	20.14	20.95	20.97
			25	1	20.39	19.71	19.12
		50	0	1	20.89	18.03	19.12
	16QAM	1	0	1	21.22	20.56	20.37
			25	1	18.26	20.84	19.99
			49	1	19.25	19.12	20.09
		25	0	2	19.12	19.46	20.94
			13	2	19.12	20.42	20.93
			25	2	20.46	18.00	19.16
		50	0	2	20.94	20.58	20.20

Any report having not been signed by authorized approver, or having been altered without authorization, or having not been stamped by the "Dedicated Testing/Inspection Stamp" is deemed to be invalid. Copying or excerpting portion of, or altering the content of the report is not permitted without the written authorization of AGC. The test results presented in the report apply only to the tested sample. Any objections to report issued by AGC should be submitted to AGC within 15days after the issuance of the test report. Further enquiry of validity or verification of the test report should be addressed to AGC by agc01@agccert.com.

Conducted Power of LTE Band 7 (dBm)							
Bandwidth	Modulation	RB size	RB offset	Target MPR	Channel 20775	Channel 21100	Channel 21425
5MHz	QPSK	1	0	0	20.38	21.34	21.05
			12	0	21.01	21.47	21.04
			24	0	21.47	21.58	20.90
		12	0	1	19.63	20.45	21.83
			6	1	19.60	21.51	21.85
			13	1	20.26	21.75	21.85
		25	0	1	19.98	20.55	21.92
	16QAM	1	0	1	18.78	21.71	21.56
			12	1	19.46	21.86	21.51
			24	1	19.95	21.11	21.38
		12	0	2	18.66	21.66	23.87
			6	2	18.63	20.69	23.87
			13	2	19.26	20.86	23.85
		25	0	2	19.07	21.77	23.95
Bandwidth	Modulation	RB size	RB offset	Target MPR	Channel 20800	Channel 21100	Channel 21400
10MHz	QPSK	1	0	0	20.37	21.42	21.23
			24	0	21.48	21.44	20.90
			49	0	23.10	20.86	21.87
		25	0	1	19.99	21.57	20.02
			12	1	20.01	21.56	21.07
			25	1	21.36	21.77	21.89
		50	0	1	20.67	20.58	21.93
	16QAM	1	0	1	19.66	21.20	21.11
			24	1	21.18	21.87	21.99
			49	1	22.47	20.51	21.00
		25	0	2	19.06	21.87	20.24
			12	2	19.12	20.81	20.26
			25	2	20.46	21.01	20.07
		50	0	2	19.82	21.81	20.17

Any report having not been signed by authorized approver, or having been altered without authorization, or having not been stamped by the "Dedicated Testing/Inspection Stamp" is deemed to be invalid. Copying or excerpting portion of, or altering the content of the report is not permitted without the written authorization of AGC. The test results presented in the report apply only to the tested sample. Any objections to report issued by AGC should be submitted to AGC within 15days after the issuance of the test report. Further enquiry of validity or verification of the test report should be addressed to AGC by agc01@agccert.com.

Conducted Power of LTE Band 7 (dBm)							
Bandwidth	**Modulation**	**RB size**	**RB offset**	**Target MPR**	**Channel 20825**	**Channel 21100**	**Channel 21375**
15MHz	QPSK	1	0	0	21.74	21.82	21.12
			37	0	21.78	22.04	20.43
			74	0	20.53	22.66	20.25
		37	0	1	21.21	21.13	19.58
			16	1	21.30	21.11	19.75
			35	1	20.30	21.17	19.76
		75	0	1	20.30	21.27	19.73
	16QAM	1	0	1	20.95	21.05	20.34
			37	1	21.91	21.11	19.51
			74	1	19.67	21.83	19.25
		37	0	2	20.30	21.12	19.62
			16	2	20.30	21.10	19.75
			35	2	21.30	21.28	19.76
		75	0	2	20.25	20.25	18.73
Bandwidth	**Modulation**	**RB size**	**RB offset**	**Target MPR**	**Channel 20850**	**Channel 21100**	**Channel 21350**
20MHz	QPSK	1	0	0	23.66	24.41	23.94
			49	0	23.39	20.73	21.40
			99	0	**24.70**	21.51	21.04
		50	0	1	20.84	21.52	20.14
			25	1	20.89	20.47	22.12
			49	1	21.44	21.94	21.04
		100	0	1	22.91	21.74	21.52
	16QAM	1	0	1	19.03	21.89	21.50
			49	1	21.91	22.10	21.94
			99	1	21.22	21.97	21.55
		50	0	2	20.05	21.67	21.33
			25	2	20.04	21.68	21.31
			49	2	23.57	21.15	21.25
		100	0	2	22.17	22.99	22.70

Any report having not been signed by authorized approver, or having been altered without authorization, or having not been stamped by the "Dedicated Testing/Inspection Stamp" is deemed to be invalid. Copying or excerpting portion of, or altering the content of the report is not permitted without the written authorization of AGC. The test results presented in the report apply only to the tested sample. Any objections to report issued by AGC should be submitted to AGC within 15days after the issuance of the test report. Further enquiry of validity or verification of the test report should be addressed to AGC by agc01@agccert.com.

Conducted Power of LTE Band 12(dBm)							
Bandwidth	Modulation	RB size	RB offset	Target MPR	Channel 23017	Channel 23095	Channel 23173
1.4MHz	QPSK	1	0	0	21.60	22.39	20.87
			3	0	21.46	22.21	20.84
			5	0	20.43	22.02	20.70
		3	0	0	20.72	22.54	21.93
			2	0	20.68	22.52	21.93
			3	0	20.58	22.18	21.82
		6	0	1	23.38	21.32	20.99
	16QAM	1	0	1	21.95	21.08	19.35
			3	1	23.89	20.92	20.92
			5	1	23.85	20.61	20.76
		3	0	1	23.15	21.21	20.20
			2	1	23.15	21.21	21.20
			3	1	23.28	21.00	20.70
		6	0	2	22.77	20.23	21.98
Bandwidth	Modulation	RB size	RB offset	Target MPR	Channel 23025	Channel 23095	Channel 23165
3MHz	QPSK	1	0	0	21.51	22.92	18.85
			7	0	21.33	22.19	20.93
			14	0	21.34	21.48	20.65
		8	0	1	23.37	21.50	20.91
			4	1	23.40	21.50	21.93
			7	1	23.27	20.95	20.93
		15	0	1	23.32	21.37	17.63
	16QAM	1	0	1	23.26	21.53	18.45
			7	1	23.07	20.85	20.53
			14	1	22.94	20.10	19.82
		8	0	2	22.68	20.60	20.82
			4	2	22.69	20.59	20.83
			7	2	22.52	19.97	20.97
		15	0	2	22.62	20.16	21.49

Any report having not been signed by authorized approver, or having been altered without authorization, or having not been stamped by the "Dedicated Testing/Inspection Stamp" is deemed to be invalid. Copying or excerpting portion of, or altering the content of the report is not permitted without the written authorization of AGC. The test results presented in the report apply only to the tested sample. Any objections to report issued by AGC should be submitted to AGC within 15days after the issuance of the test report. Further enquiry of validity or verification of the test report should be addressed to AGC by agc01@agccert.com.

Conducted Power of LTE Band 12(dBm)							
Bandwidth	Modulation	RB size	RB offset	Target MPR	Channel 23035	Channel 23095	Channel 23155
5MHz	QPSK	1	0	0	21.58	23.30	19.98
			13	0	21.28	22.06	18.71
			24	0	**23.90**	20.76	20.84
		12	0	1	23.59	21.78	20.29
			6	1	23.31	21.91	20.31
			13	1	22.95	20.64	21.56
		25	0	1	23.18	21.34	18.09
	16QAM	1	0	1	22.81	22.45	18.66
			13	1	22.50	21.42	20.72
			24	1	22.11	20.06	21.49
		12	0	2	22.47	20.90	20.13
			6	2	22.63	20.89	20.22
			13	2	22.11	19.63	21.43
		25	0	2	22.41	20.21	21.07
Bandwidth	Modulation	RB size	RB offset	Target MPR	Channel 23060	Channel 23095	Channel 23130
10MHz	QPSK	1	0	0	23.87	23.47	23.13
			25	0	20.15	20.75	20.31
			49	0	19.06	20.84	21.22
		25	0	1	19.50	21.62	20.93
			13	1	19.49	21.64	20.94
			25	1	18.26	20.35	21.77
		50	0	1	18.79	21.73	21.93
	16QAM	1	0	1	19.98	18.89	20.85
			25	1	20.70	20.48	20.41
			49	1	20.92	20.78	20.94
		25	0	2	21.67	20.76	20.93
			13	2	20.72	21.76	21.87
			25	2	19.13	21.61	21.57
		50	0	2	20.92	20.69	20.02

Any report having not been signed by authorized approver, or having been altered without authorization, or having not been stamped by the "Dedicated Testing/Inspection Stamp" is deemed to be invalid. Copying or excerpting portion of, or altering the content of the report is not permitted without the written authorization of AGC. The test results presented in the report apply only to the tested sample. Any objections to report issued by AGC should be submitted to AGC within 15days after the issuance of the test report. Further enquiry of validity or verification of the test report should be addressed to AGC by agc01@agccert.com.

Conducted Power of LTE Band 13(dBm)							
Bandwidth	Modulation	RB size	RB offset	Target MPR	Channel 23205	Channel 23230	Channel 23255
5MHz	QPSK	1	0	0	20.86	21.23	21.86
			13	0	21.31	21.67	22.28
			24	0	21.72	21.97	**22.43**
		12	0	1	20.34	20.67	20.94
			6	1	20.34	20.61	20.91
			13	1	20.64	20.87	21.17
		25	0	1	20.37	20.86	20.97
	16QAM	1	0	1	19.19	20.50	20.73
			13	1	19.92	20.94	20.72
			24	1	20.38	21.19	21.05
		12	0	2	19.09	19.84	19.80
			6	2	19.08	19.86	19.70
			13	2	19.68	19.97	20.12
		25	0	2	19.64	19.65	20.11
Bandwidth	Modulation	RB size	RB offset	Target MPR	Channel 23230		
10MHz	QPSK	1	0	0	21.58		
			25	0	21.71		
			49	0	22.34		
		25	0	1	20.36		
			13	1	20.34		
			25	1	21.06		
		50	0	1	20.91		
	16QAM	1	0	1	19.84		
			25	1	20.71		
			49	1	20.90		
		25	0	2	19.50		
			13	2	19.52		
			25	2	20.02		
		50	0	2	19.71		

Any report having not been signed by authorized approver, or having been altered without authorization, or having not been stamped by the "Dedicated Testing/Inspection Stamp" is deemed to be invalid. Copying or excerpting portion of, or altering the content of the report is not permitted without the written authorization of AGC. The test results presented in the report apply only to the tested sample. Any objections to report issued by AGC should be submitted to AGC within 15days after the issuance of the test report. Further enquiry of validity or verification of the test report should be addressed to AGC by agc01@agccert.com.

Conducted Power of LTE Band 17(dBm)							
Bandwidth	**Modulation**	**RB size**	**RB offset**	**Target MPR**	**Channel 23755**	**Channel 23790**	**Channel 23825**
5MHz	QPSK	1	0	0	20.16	18.57	20.10
			13	0	19.12	20.99	21.89
			24	0	20.98	20.65	20.10
		12	0	1	18.81	19.95	21.76
			6	1	18.81	20.02	20.69
			13	1	20.78	20.51	**21.95**
		25	0	1	18.24	20.39	21.59
	16QAM	1	0	1	21.44	20.08	21.49
			13	1	20.59	20.57	21.53
			24	1	20.68	21.23	20.27
		12	0	2	20.64	21.84	20.71
			6	2	20.64	20.79	21.71
			13	2	21.63	20.50	21.03
		25	0	2	20.08	21.34	20.61
Bandwidth	**Modulation**	**RB size**	**RB offset**	**Target MPR**	**Channel 23780**	**Channel 23790**	**Channel 23800**
10MHz	QPSK	1	0	0	21.95	21.80	21.67
			25	0	19.57	20.95	18.38
			49	0	20.06	20.58	19.24
		25	0	1	20.89	21.46	20.13
			13	1	21.90	21.54	20.86
			25	1	21.48	21.82	21.72
		50	0	1	21.90	20.40	21.12
	16QAM	1	0	1	18.50	18.27	21.91
			25	1	20.53	20.76	20.70
			49	1	21.13	21.73	20.72
		25	0	2	21.88	20.42	21.02
			13	2	20.80	20.35	20.96
			25	2	21.40	20.84	21.78
		50	0	2	20.76	21.40	20.88

Any report having not been signed by authorized approver, or having been altered without authorization, or having not been stamped by the "Dedicated Testing/Inspection Stamp" is deemed to be invalid. Copying or excerpting portion of, or altering the content of the report is not permitted without the written authorization of AGC. The test results presented in the report apply only to the tested sample. Any objections to report issued by AGC should be submitted to AGC within 15days after the issuance of the test report. Further enquiry of validity or verification of the test report should be addressed to AGC by agc01@agccert.com.

Conducted Power of LTE Band 25(dBm)							
Bandwidth	Modulation	RB size	RB offset	Target MPR	Channel 26047	Channel 26365	Channel 26683
1.4MHz	QPSK	1	0	0	21.59	23.80	20.43
			2	0	20.72	23.66	20.31
			5	0	20.80	23.56	20.18
		3	0	0	20.73	23.67	21.38
			1	0	21.74	23.78	20.37
			3	0	20.84	23.62	20.19
		6	0	1	20.76	22.66	20.12
	16QAM	1	0	1	19.56	23.00	20.73
			2	1	19.61	22.87	20.05
			5	1	19.66	22.76	21.92
		3	0	1	18.47	22.66	21.05
			1	1	20.46	22.46	20.05
			3	1	20.57	22.49	21.01
		6	0	2	20.03	21.77	20.50
Bandwidth	Modulation	RB size	RB offset	Target MPR	Channel 26055	Channel 26365	Channel 26675
3MHz	QPSK	1	0	0	19.54	23.95	20.53
			8	0	19.77	23.71	20.32
			14	0	19.93	23.34	20.10
		8	0	1	20.75	22.81	20.51
			4	1	20.73	22.82	21.53
			7	1	20.95	22.48	21.33
		15	0	1	21.72	22.64	21.34
	16QAM	1	0	1	20.61	22.58	18.44
			8	1	18.82	22.25	19.15
			14	1	19.07	21.97	20.03
		8	0	2	17.92	21.98	20.60
			4	2	17.96	21.98	20.70
			7	2	18.17	21.76	20.40
		15	0	2	19.87	21.77	20.52

Any report having not been signed by authorized approver, or having been altered without authorization, or having not been stamped by the "Dedicated Testing/Inspection Stamp" is deemed to be invalid. Copying or excerpting portion of, or altering the content of the report is not permitted without the written authorization of AGC. The test results presented in the report apply only to the tested sample. Any objections to report issued by AGC should be submitted to AGC within 15days after the issuance of the test report. Further enquiry of validity or verification of the test report should be addressed to AGC by agc01@agccert.com.

Conducted Power of LTE Band 25(dBm)							
Bandwidth	Modulation	RB size	RB offset	Target MPR	Channel 26065	Channel 26365	Channel 26665
5MHz	QPSK	1	0	0	20.59	24.13	18.95
			12	0	19.94	23.53	18.47
			24	0	20.23	23.03	18.09
		12	0	1	18.82	23.02	17.83
			6	1	18.81	23.03	17.76
			13	1	19.12	22.42	17.42
		25	0	1	18.84	22.59	17.55
	16QAM	1	0	1	18.23	22.48	20.22
			12	1	18.59	21.97	20.01
			24	1	18.86	21.40	20.54
		12	0	2	17.86	22.08	20.82
			6	2	17.83	22.08	20.84
			13	2	18.21	21.46	20.47
		25	0	2	18.22	21.91	20.71
Bandwidth	Modulation	RB size	RB offset	Target MPR	Channel 26090	Channel 26365	Channel 26640
10MHz	QPSK	1	0	0	19.54	21.46	20.01
			24	0	20.21	20.46	20.93
			49	0	21.07	22.53	20.04
		25	0	1	19.01	23.04	18.44
			12	1	18.86	23.15	18.41
			25	1	19.63	22.05	20.40
		50	0	1	19.30	22.68	21.96
	16QAM	1	0	1	20.93	23.79	18.86
			24	1	18.67	22.76	20.97
			49	1	19.51	21.30	20.14
		25	0	2	18.10	22.12	20.54
			12	2	18.11	22.12	20.61
			25	2	18.93	21.07	19.59
		50	0	2	18.49	21.76	20.09

Any report having not been signed by authorized approver, or having been altered without authorization, or having not been stamped by the "Dedicated Testing/Inspection Stamp" is deemed to be invalid. Copying or excerpting portion of, or altering the content of the report is not permitted without the written authorization of AGC. The test results presented in the report apply only to the tested sample. Any objections to report issued by AGC should be submitted to AGC within 15days after the issuance of the test report. Further enquiry of validity or verification of the test report should be addressed to AGC by agc01@agccert.com.

Conducted Power of LTE Band 25(dBm)							
Bandwidth	Modulation	RB size	RB offset	Target MPR	Channel 26115	Channel 26365	Channel 26615
15MHz	QPSK	1	0	0	19.61	**25.02**	21.06
			38	0	20.61	23.52	19.72
			74	0	22.15	22.19	18.20
		38	0	1	19.79	22.76	18.80
			18	1	19.76	22.69	18.86
			37	1	19.75	22.86	18.84
		75	0	1	19.74	22.85	18.84
	16QAM	1	0	1	18.47	24.05	19.91
			38	1	19.52	22.41	18.49
			74	1	21.01	21.05	20.18
		38	0	2	19.77	22.69	18.86
			18	2	19.75	22.88	18.85
			37	2	19.74	22.86	18.84
		75	0	2	18.96	21.98	20.94
Bandwidth	Modulation	RB size	RB offset	Target MPR	Channel 26140	Channel 26365	Channel 26590
20MHz	QPSK	1	0	0	24.86	24.72	24.78
			49	0	23.33	23.82	22.62
			99	0	24.21	22.10	18.58
		50	0	1	19.37	23.79	20.28
			25	1	19.42	23.69	20.10
			50	1	21.57	21.62	18.28
		100	0	1	20.52	22.80	19.36
	16QAM	1	0	1	18.73	24.24	20.57
			49	1	20.25	22.74	19.44
			99	1	23.15	20.89	17.45
		50	0	2	18.59	22.93	19.31
			25	2	18.57	22.92	19.35
			50	2	20.63	20.85	20.43
		100	0	2	19.60	21.95	18.46

Any report having not been signed by authorized approver, or having been altered without authorization, or having not been stamped by the "Dedicated Testing/Inspection Stamp" is deemed to be invalid. Copying or excerpting portion of, or altering the content of the report is not permitted without the written authorization of AGC. The test results presented in the report apply only to the tested sample. Any objections to report issued by AGC should be submitted to AGC within 15days after the issuance of the test report. Further enquiry of validity or verification of the test report should be addressed to AGC by agc01@agccert.com.

Conducted Power of LTE Band 26A(dBm)							
Bandwidth	Modulation	RB size	RB offset	Target MPR	Channel 26797	Channel 26915	Channel 27033
1.4MHz	QPSK	1	0	0	22.64	18.60	21.10
			2	0	22.36	18.89	21.24
			5	0	22.21	19.00	21.19
		3	0	0	22.68	18.68	21.05
			1	0	22.63	18.63	21.19
			3	0	22.42	18.95	21.53
		6	0	1	21.36	17.71	20.09
	16QAM	1	0	1	22.33	20.20	20.39
			2	1	22.02	20.44	20.55
			5	1	21.93	20.56	20.67
		3	0	1	21.25	21.17	19.62
			1	1	21.34	20.31	19.72
			3	1	21.16	20.65	19.80
		6	0	2	20.55	20.65	19.72
Bandwidth	Modulation	RB size	RB offset	Target MPR	Channel 26805	Channel 26915	Channel 27025
3MHz	QPSK	1	0	0	22.66	18.19	20.38
			8	0	22.00	18.96	21.02
			14	0	21.30	19.47	21.52
		8	0	1	21.32	21.47	19.62
			4	1	21.36	20.46	19.61
			7	1	20.77	21.93	20.10
		15	0	1	20.95	20.56	19.86
	16QAM	1	0	1	21.28	20.91	18.97
			8	1	20.67	20.48	19.64
			14	1	20.04	18.00	20.15
		8	0	2	20.36	21.66	18.68
			4	2	20.36	20.65	18.67
			7	2	19.85	21.14	19.65
		15	0	2	19.92	20.74	18.90

Any report having not been signed by authorized approver, or having been altered without authorization, or having not been stamped by the "Dedicated Testing/Inspection Stamp" is deemed to be invalid. Copying or excerpting portion of, or altering the content of the report is not permitted without the written authorization of AGC. The test results presented in the report apply only to the tested sample. Any objections to report issued by AGC should be submitted to AGC within 15days after the issuance of the test report. Further enquiry of validity or verification of the test report should be addressed to AGC by agc01@agccert.com.

Conducted Power of LTE Band 26A(dBm)							
Bandwidth	Modulation	RB size	RB offset	Target MPR	Channel 26815	Channel 26915	Channel 27015
5MHz	QPSK	1	0	0	22.52	21.92	19.36
			12	0	21.37	18.77	20.36
			24	0	20.09	19.81	21.35
		12	0	1	21.04	20.22	18.94
			6	1	21.06	20.23	18.93
			13	1	19.86	18.22	20.05
		25	0	1	20.45	20.66	19.47
	16QAM	1	0	1	20.95	20.16	20.67
			12	1	19.66	20.89	18.76
			24	1	18.42	18.98	19.56
		12	0	2	20.01	20.42	20.90
			6	2	20.02	20.40	20.90
			13	2	18.71	20.38	18.84
		25	0	2	19.57	21.91	18.49
Bandwidth	Modulation	RB size	RB offset	Target MPR	Channel 26840	Channel 26915	Channel 26990
10MHz	QPSK	1	0	0	22.57	20.80	16.92
			24	0	19.74	18.63	19.30
			49	0	17.94	20.99	21.22
		25	0	1	20.33	19.15	20.13
			12	1	20.34	19.08	20.22
			25	1	21.51	19.00	19.38
		50	0	1	19.05	18.25	18.39
	16QAM	1	0	1	21.49	20.80	21.93
			24	1	18.44	20.60	18.07
			49	1	20.94	19.92	19.87
		25	0	2	19.29	20.30	20.53
			12	2	19.24	20.30	20.54
			25	2	20.97	18.54	18.32
		50	0	2	18.15	20.39	19.41

Any report having not been signed by authorized approver, or having been altered without authorization, or having not been stamped by the "Dedicated Testing/Inspection Stamp" is deemed to be invalid. Copying or excerpting portion of, or altering the content of the report is not permitted without the written authorization of AGC. The test results presented in the report apply only to the tested sample. Any objections to report issued by AGC should be submitted to AGC within 15days after the issuance of the test report. Further enquiry of validity or verification of the test report should be addressed to AGC by agc01@agccert.com.

Conducted Power of LTE Band 26A(dBm)							
Bandwidth	**Modulation**	**RB size**	**RB offset**	**Target MPR**	**Channel 26865**	**Channel 26915**	**Channel 26965**
15MHz	QPSK	1	0	0	24.41	24.11	24.14
			38	0	22.16	22.64	21.57
			74	0	19.55	22.18	**24.61**
		38	0	1	18.53	18.75	20.92
			18	1	18.49	18.68	20.99
			37	1	18.46	18.66	20.95
		75	0	1	18.43	18.65	20.92
	16QAM	1	0	1	21.37	18.09	20.21
			38	1	20.07	20.62	20.43
			74	1	18.55	21.27	23.46
		38	0	2	18.51	18.69	21.01
			18	2	18.47	18.67	20.97
			37	2	18.44	18.65	20.93
		75	0	2	17.91	20.87	20.32

Any report having not been signed by authorized approver, or having been altered without authorization, or having not been stamped by the "Dedicated Testing/Inspection Stamp" is deemed to be invalid. Copying or excerpting portion of, or altering the content of the report is not permitted without the written authorization of AGC. The test results presented in the report apply only to the tested sample. Any objections to report issued by AGC should be submitted to AGC within 15days after the issuance of the test report. Further enquiry of validity or verification of the test report should be addressed to AGC by agc01@agccert.com.

Conducted Power of LTE Band 26B(dBm)							
Bandwidth	Modulation	RB size	RB offset	Target MPR	Channel 26697	Channel 26740	Channel 26783
1.4MHz	QPSK	1	0	0	19.60	18.46	19.27
			2	0	19.47	18.31	19.05
			5	0	19.38	18.21	19.97
		3	0	0	19.57	18.33	20.11
			1	0	19.64	18.32	20.10
			3	0	19.41	18.19	20.93
		6	0	1	18.30	19.31	20.96
	16QAM	1	0	1	19.00	20.11	20.00
			2	1	18.80	20.99	20.82
			5	1	18.92	20.82	20.76
		3	0	1	18.12	20.07	20.02
			1	1	18.22	20.10	20.04
			3	1	18.09	19.88	20.78
		6	0	2	20.61	19.66	20.58
Bandwidth	Modulation	RB size	RB offset	Target MPR	Channel 26705	Channel 26740	Channel 26775
3MHz	QPSK	1	0	0	19.66	18.69	19.74
			8	0	19.31	18.33	20.29
			14	0	18.92	20.93	20.99
		8	0	1	18.46	20.41	20.47
			4	1	18.34	19.52	20.38
			7	1	20.97	18.04	20.06
		15	0	1	18.10	19.27	20.31
	16QAM	1	0	1	19.37	19.44	20.46
			8	1	18.08	20.89	20.03
			14	1	20.74	20.49	20.73
		8	0	2	20.43	20.93	20.87
			4	2	20.39	20.94	20.87
			7	2	20.13	20.61	20.52
		15	0	2	19.22	20.61	20.67

Any report having not been signed by authorized approver, or having been altered without authorization, or having not been stamped by the "Dedicated Testing/Inspection Stamp" is deemed to be invalid. Copying or excerpting portion of, or altering the content of the report is not permitted without the written authorization of AGC. The test results presented in the report apply only to the tested sample. Any objections to report issued by AGC should be submitted to AGC within 15days after the issuance of the test report. Further enquiry of validity or verification of the test report should be addressed to AGC by agc01@agccert.com.

Conducted Power of LTE Band 26B(dBm)							
Bandwidth	Modulation	RB size	RB offset	Target MPR	Channel 26715	Channel 26740	Channel 26765
5MHz	QPSK	1	0	0	19.55	18.73	18.20
			12	0	18.80	18.19	20.60
			24	0	18.29	20.46	20.94
		12	0	1	18.32	20.73	20.77
			6	1	18.23	20.70	20.90
			13	1	19.75	20.97	20.25
		25	0	1	19.90	19.28	20.46
	16QAM	1	0	1	20.96	18.08	20.95
			12	1	20.31	19.46	20.10
			24	1	20.66	20.80	20.61
		12	0	2	19.21	20.71	20.26
			6	2	19.18	20.73	20.27
			13	2	20.72	20.50	20.49
		25	0	2	20.07	20.81	19.02

Bandwidth	Modulation	RB size	RB offset	Target MPR	Channel 26740
10MHz	QPSK	1	0	0	21.23
			24	0	**23.30**
			49	0	21.84
		25	0	1	22.71
			12	1	22.68
			25	1	21.58
		50	0	1	22.16
	16QAM	1	0	1	23.24
			24	1	22.42
			49	1	21.03
		25	0	2	21.57
			12	2	21.56
			25	2	20.44
		50	0	2	21.03

Any report having not been signed by authorized approver, or having been altered without authorization, or having not been stamped by the "Dedicated Testing/Inspection Stamp" is deemed to be invalid. Copying or excerpting portion of, or altering the content of the report is not permitted without the written authorization of AGC. The test results presented in the report apply only to the tested sample. Any objections to report issued by AGC should be submitted to AGC within 15days after the issuance of the test report. Further enquiry of validity or verification of the test report should be addressed to AGC by agc01@agccert.com.

Conducted Power of LTE Band 26B(dBm)					
Bandwidth	**Modulation**	**RB size**	**RB offset**	**Target MPR**	**Channel**
					26765
15MHz	QPSK	1	0	0	23.23
			38	0	20.47
			74	0	21.64
		38	0	1	20.48
			18	1	19.46
			37	1	21.46
		75	0	1	21.46
	16QAM	1	0	1	20.43
			38	1	20.4
			74	1	20.49
		38	0	2	21.46
			18	2	21.46
			37	2	20.46
		75	0	2	21.94

Any report having not been signed by authorized approver, or having been altered without authorization, or having not been stamped by the "Dedicated Testing/Inspection Stamp" is deemed to be invalid. Copying or excerpting portion of, or altering the content of the report is not permitted without the written authorization of AGC. The test results presented in the report apply only to the tested sample. Any objections to report issued by AGC should be submitted to AGC within 15days after the issuance of the test report. Further enquiry of validity or verification of the test report should be addressed to AGC by agc01@agccert.com.

Conducted Power of LTE Band 66(dBm)							
Bandwidth	Modulation	RB size	RB offset	Target MPR	Channel 131979	Channel 132422	Channel 132665
1.4MHz	QPSK	1	0	0	23.54	20.08	23.13
			2	0	23.37	20.16	23.18
			5	0	23.28	20.20	23.26
		3	0	0	23.48	20.15	23.17
			1	0	23.47	20.07	23.09
			3	0	23.33	20.10	23.16
		6	0	1	22.39	24.23	22.15
	16QAM	1	0	1	22.77	24.67	22.26
			2	1	22.66	24.78	22.45
			5	1	22.47	24.78	22.51
		3	0	1	22.12	23.46	21.76
			1	1	22.11	23.39	21.85
			3	1	21.92	23.55	21.92
		6	0	2	21.47	23.23	21.43
Bandwidth	Modulation	RB size	RB offset	Target MPR	Channel 131987	Channel 132422	Channel 132657
3MHz	QPSK	1	0	0	23.45	24.85	22.73
			8	0	23.06	20.15	22.89
			14	0	22.75	20.39	23.15
		8	0	1	22.28	23.87	21.85
			4	1	22.27	24.00	21.87
			7	1	21.93	24.17	22.01
		15	0	1	22.14	24.12	22.01
	16QAM	1	0	1	22.35	23.57	21.72
			8	1	21.88	23.93	21.93
			14	1	21.67	24.15	22.08
		8	0	2	21.55	23.18	21.08
			4	2	21.54	23.19	21.08
			7	2	21.19	23.50	21.28
		15	0	2	21.24	23.27	21.13

Any report having not been signed by authorized approver, or having been altered without authorization, or having not been stamped by the "Dedicated Testing/Inspection Stamp" is deemed to be invalid. Copying or excerpting portion of, or altering the content of the report is not permitted without the written authorization of AGC. The test results presented in the report apply only to the tested sample. Any objections to report issued by AGC should be submitted to AGC within 15days after the issuance of the test report. Further enquiry of validity or verification of the test report should be addressed to AGC by agc01@agccert.com.

Conducted Power of LTE Band 66(dBm)							
Bandwidth	Modulation	RB size	RB offset	Target MPR	Channel 131997	Channel 132422	Channel 132647
5MHz	QPSK	1	0	0	23.42	24.65	22.65
			12	0	22.72	20.06	22.90
			24	0	22.52	20.57	23.19
		12	0	1	22.17	23.93	21.76
			6	1	22.16	23.93	21.74
			13	1	21.65	24.34	22.03
		25	0	1	21.88	24.14	21.90
	16QAM	1	0	1	21.83	23.05	21.08
			12	1	21.18	23.52	21.24
			24	1	21.00	24.04	21.72
		12	0	2	21.24	23.96	20.84
			6	2	21.23	23.97	20.83
			13	2	12.75	23.41	21.10
		25	0	2	21.02	23.28	21.12
Bandwidth	Modulation	RB size	RB offset	Target MPR	Channel 132022	Channel 132422	Channel 132622
10MHz	QPSK	1	0	0	23.34	24.58	25.02
			24	0	23.22	25.14	25.09
			49	0	24.53	24.93	**25.66**
		25	0	1	22.99	23.77	24.83
			12	1	23.01	23.80	24.84
			25	1	23.73	24.39	25.39
		50	0	1	23.32	24.10	25.09
	16QAM	1	0	1	23.18	23.74	25.16
			24	1	23.01	24.31	25.20
			49	1	23.35	25.13	24.85
		25	0	2	23.97	22.75	23.92
			12	2	22.02	22.74	23.93
			25	2	22.69	23.42	24.42
		50	0	2	22.34	23.08	24.18

Any report having not been signed by authorized approver, or having been altered without authorization, or having not been stamped by the "Dedicated Testing/Inspection Stamp" is deemed to be invalid. Copying or excerpting portion of, or altering the content of the report is not permitted without the written authorization of AGC. The test results presented in the report apply only to the tested sample. Any objections to report issued by AGC should be submitted to AGC within 15days after the issuance of the test report. Further enquiry of validity or verification of the test report should be addressed to AGC by agc01@agccert.com.

Conducted Power of LTE Band 66(dBm)							
Bandwidth	Modulation	RB size	RB offset	Target MPR	Channel 132047	Channel 132422	Channel 132597
15MHz	QPSK	1	0	0	23.24	24.33	22.83
			38	0	22.78	20.12	22.45
			74	0	22.95	21.82	22.96
		38	0	1	22.46	24.51	21.73
			18	1	22.44	24.41	21.66
			37	1	22.44	24.35	21.65
		75	0	1	22.42	24.36	21.64
	16QAM	1	0	1	22.18	23.13	21.71
			38	1	21.71	24.01	21.57
			74	1	23.78	20.75	22.11
		38	0	2	22.45	24.49	21.66
			18	2	22.44	24.47	21.65
			37	2	22.43	24.38	21.64
		75	0	2	21.52	23.47	20.71
Bandwidth	Modulation	RB size	RB offset	Target MPR	Channel 132072	Channel 132422	Channel 132572
20MHz	QPSK	1	0	0	25.36	25.26	24.85
			49	0	23.80	20.38	22.76
			99	0	23.11	22.46	23.19
		50	0	1	21.87	23.42	21.80
			25	1	21.87	23.40	21.71
			50	1	22.04	20.28	21.62
		100	0	1	23.11	24.55	21.78
	16QAM	1	0	1	22.03	23.41	22.11
			49	1	22.48	23.58	22.01
			99	1	22.69	20.90	22.37
		50	0	2	21.01	23.69	20.92
			25	2	21.01	23.68	20.93
			50	2	23.21	24.45	20.79
		100	0	2	22.28	23.69	20.93

Any report having not been signed by authorized approver, or having been altered without authorization, or having not been stamped by the "Dedicated Testing/Inspection Stamp" is deemed to be invalid. Copying or excerpting portion of, or altering the content of the report is not permitted without the written authorization of AGC. The test results presented in the report apply only to the tested sample. Any objections to report issued by AGC should be submitted to AGC within 15days after the issuance of the test report. Further enquiry of validity or verification of the test report should be addressed to AGC by agc01@agccert.com.

Conducted Power of LTE Band 71(dBm)							
Bandwidth	Modulation	RB size	RB offset	Target MPR	Channel 133147	Channel 133297	Channel 133447
5MHz	QPSK	1	0	0	**21.74**	21.30	21.24
			12	0	21.51	21.36	21.19
			24	0	21.59	21.28	20.97
		12	0	1	20.63	20.40	20.24
			6	1	20.61	20.36	20.09
			13	1	20.82	20.25	19.90
		25	0	1	20.73	20.33	20.16
	16QAM	1	0	1	20.06	20.32	19.53
			12	1	20.15	20.30	19.45
			24	1	19.91	20.27	19.35
		12	0	2	19.89	19.47	19.21
			6	2	19.87	19.47	19.20
			13	2	19.75	19.58	18.91
		25	0	2	19.87	19.34	19.13
Bandwidth	Modulation	RB size	RB offset	Target MPR	Channel 133172	Channel 133297	Channel 133422
10MHz	QPSK	1	0	0	20.17	20.06	19.75
			24	0	19.76	19.81	19.38
			49	0	19.97	19.85	19.16
		25	0	1	18.99	18.94	18.66
			12	1	18.97	18.99	18.66
			25	1	18.84	18.92	18.32
		50	0	1	18.89	18.90	18.46
	16QAM	1	0	1	19.30	19.42	18.98
			24	1	18.90	19.31	18.52
			49	1	19.13	19.29	18.40
		25	0	2	17.92	18.01	17.67
			12	2	17.92	18.00	17.66
			25	2	17.80	17.93	17.36
		50	0	2	17.86	17.84	17.43

Any report having not been signed by authorized approver, or having been altered without authorization, or having not been stamped by the "Dedicated Testing/Inspection Stamp" is deemed to be invalid. Copying or excerpting portion of, or altering the content of the report is not permitted without the written authorization of AGC. The test results presented in the report apply only to the tested sample. Any objections to report issued by AGC should be submitted to AGC within 15days after the issuance of the test report. Further enquiry of validity or verification of the test report should be addressed to AGC by agc01@agccert.com.

Conducted Power of LTE Band 71(dBm)							
Bandwidth	Modulation	RB size	RB offset	Target MPR	Channel 133197	Channel 133297	Channel 133397
15MHz	QPSK	1	0	0	21.67	21.34	21.14
			38	0	21.33	21.40	21.25
			74	0	21.49	21.43	21.16
		38	0	1	20.22	20.62	19.89
			18	1	19.94	20.57	19.87
			37	1	20.08	20.92	19.81
		75	0	1	20.37	20.45	20.08
	16QAM	1	0	1	20.22	20.67	20.01
			38	1	20.01	20.58	19.91
			74	1	20.06	20.92	19.84
		38	0	2	20.19	20.62	20.01
			18	2	19.96	20.57	19.95
			37	2	20.04	20.91	19.81
		75	0	2	19.76	19.48	19.47
Bandwidth	Modulation	RB size	RB offset	Target MPR	Channel 133222	Channel 133322	Channel 133372
20MHz	QPSK	1	0	0	21.69	21.40	21.33
			49	0	21.45	21.35	21.39
			99	0	21.43	21.30	21.27
		50	0	1	20.65	20.39	20.42
			25	1	20.60	20.33	20.39
			50	1	20.42	20.53	20.40
		100	0	1	20.45	20.14	20.45
	16QAM	1	0	1	20.97	19.79	19.84
			49	1	20.82	19.69	20.09
			99	1	20.78	20.04	19.61
		50	0	2	19.48	19.66	19.68
			25	2	19.47	19.64	19.65
			50	2	19.75	19.59	19.61
		100	0	2	19.48	19.62	19.56

Any report having not been signed by authorized approver, or having been altered without authorization, or having not been stamped by the "Dedicated Testing/Inspection Stamp" is deemed to be invalid. Copying or excerpting portion of, or altering the content of the report is not permitted without the written authorization of AGC. The test results presented in the report apply only to the tested sample. Any objections to report issued by AGC should be submitted to AGC within 15days after the issuance of the test report. Further enquiry of validity or verification of the test report should be addressed to AGC by agc01@agccert.com.

The following tests were conducted according to the test requirements outlined in section 6.2 of the 3GPP TS36.101 specification.
UE Power Class: 3 (23 +/- 2dBm). The allowed Maximum Power Reduction (MPR) for the maximum output power due to higher order modulation and transmit bandwidth configuration (resource blocks) is specified in Table 6.2.3.3-1 of the 3GPP TS36.101.

Table 6.2.3.3-1 Maximum Power Reduction (MPR) for Power class3

Modulation	Maximum Power Reduction (MPR) for Power[RB]						MPR(dB)
	1.4MHz	3MHz	5MHz	10MHz	15MHz	20MHz	
QPSK	＞5	＞4	＞8	＞12	＞16	＞18	≤1
16QAM	≤5	≤4	≤8	≤12	≤16	≤18	≤1
16QAM	＞5	＞4	＞8	＞12	＞16	＞18	≤2

The allowed A-MPR values specified below in Table 6.2.4.3-1 of 3GPP TS36.101 are in addition to the allowed MPR requirements. All the measurements below were performed with A-MPR disabled, by using Network Signaling Value of “NS_01”.3

Any report having not been signed by authorized approver, or having been altered without authorization, or having not been stamped by the “Dedicated Testing/Inspection Stamp” is deemed to be invalid. Copying or excerpting portion of, or altering the content of the report is not permitted without the written authorization of AGC. The test results presented in the report apply only to the tested sample. Any objections to report issued by AGC should be submitted to AGC within 15days after the issuance of the test report. Further enquiry of validity or verification of the test report should be addressed to AGC by agc01@agccert.com.

Table 6.2.4.3-1: Additional Maximum Power Reduction (A-MPR) / Spectrum Emission requirements

Network Signaling value	Requirements (sub-clause)	E-UTRA Band	Channel bandwidth (MHz)	Resources Blocks (N_{RB})	A-MPR (dB)
NS_01	6.6.2.1.1	Table 5.2-1	1.4,3,5,10,15,20	Table 5.4.2-1	N/A
NS_03	6.6.2.2.3.1	2,4,10, 23, 25,35,36	3	>5	≤ 1
			5	>6	≤ 1
			10	>6	≤ 1
			15	>8	≤ 1
			20	>10	≤ 1
NS_04	6.6.2.2.3.2	41	5	>6	≤1
			10, 15, 20	Table 6.2.4.3-4	
NS_05	6.6.3.3.3.1	1	10,15,20	≥ 50	≤ 1
NS_06	6.6.2.2.3.3	12, 13, 14, 17	1.4, 3, 5, 10	Table 5.4.2-1	N/A
NS_07	6.6.2.2.3.3 6.6.3.3.3.2	13	10	Table 6.2.4.3-2	Table 6.2.4.3-2
NS_08	6.6.3.3.3.3	19	10, 15	> 44	≤ 3
NS_09	6.6.3.3.3.4	21	10, 15	> 40	≤ 1
				> 55	≤ 2
NS_10		20	15, 20	Table 6.2.4.3-3	Table 6.2.4.3-3
NS_11	6.6.2.2.1 6.6.3.3.13	231	1.4, 3, 5, 10,15,20	Table 6.2.4.3-5	Table 6.2.4.3-5
NS_12	6.6.3.3.5	26	1.4, 3, 5	Table 6.2.4.3-6	Table 6.2.4.3-6
NS_13	6.6.3.3.6	26	5	Table 6.2.4.3-7	Table 6.2.4.3-7
NS_14	6.6.3.3.7	26	10, 15	Table 6.2.4.3-8	Table 6.2.4.3-8
NS_15	6.6.3.3.8	26	1.4, 3, 5, 10, 15	Table 6.2.4.3-9 Table 6.2.4.3-10	Table 6.2.4.3-9, Table 6.2.4.3-10
NS_16	6.6.3.3.9	27	3, 5, 10	Table 6.2.4.3-11, Table 6.2.4.3-12, Table 6.2.4.3-13	
NS_17	6.6.3.3.10 6.6.3.3.11	28 28	5, 10	Table 5.4.2-1	N/A
			5	≥ 2	≤ 1
NS_18			10, 15, 20	≥ 1	≤ 4
NS_19			10, 15, 20	Table 6.2.4.3-15	Table 6.2.4.3-15
NS_20			5, 10, 15, 20	Table 6.2.4.3-14	Table 6.2.4.3-14
…					
NS_20	-	-	-	-	-

Any report having not been signed by authorized approver, or having been altered without authorization, or having not been stamped by the "Dedicated Testing/Inspection Stamp" is deemed to be invalid. Copying or excerpting portion of, or altering the content of the report is not permitted without the written authorization of AGC. The test results presented in the report apply only to the tested sample. Any objections to report issued by AGC should be submitted to AGC within 15days after the issuance of the test report. Further enquiry of validity or verification of the test report should be addressed to AGC by agc01@agccert.com.

Bluetooth_V5.0(BR/EDR)

Modulation	Channel	Frequency(MHz)	Peak Power (dBm)
GFSK	0	2402	-2.631
	39	2441	-2.803
	78	2480	-2.602
π /4-DQPSK	0	2402	-1.408
	39	2441	-1.592
	78	2480	-1.309
8-DPSK	0	2402	-0.999
	39	2441	-1.180
	78	2480	**-0.935**

Any report having not been signed by authorized approver, or having been altered without authorization, or having not been stamped by the "Dedicated Testing/Inspection Stamp" is deemed to be invalid. Copying or excerpting portion of, or altering the content of the report is not permitted without the written authorization of AGC. The test results presented in the report apply only to the tested sample. Any objections to report issued by AGC should be submitted to AGC within 15days after the issuance of the test report. Further enquiry of validity or verification of the test report should be addressed to AGC by agc01@agccert.com.

13. TEST RESULTS

13.1. SAR Test Results Summary

13.1.1. Test position and configuration

Head SAR was performed with the device configured in the positions according to IEEE 1528-2013, Body-worn SAR was performed with the device 10mm from the phantom.

13.1.2. Operation Mode

1. Per KDB 447498 D01 v06 ,for each exposure position, if the highest 1-g SAR is ≤ 0.8 W/kg, testing for low and high channel is optional.
2. Per KDB 865664 D01 v01r04,for each frequency band, if the measured SAR is ≥0.8W/kg, testing for repeated SAR measurement is required , that the highest measured SAR is only to be tested. When the SAR results are near the limit, the following procedures are required for each device to verify these types of SAR measurement related variation concerns by repeating the highest measured SAR configuration in each frequency band.
   (1) When the original highest measured SAR is ≥0.8W/kg, repeat that measurement once.
   (2) Perform a second repeated measurement only if the ratio of largest to smallest SAR for the original and first repeated measurements is >1.20 or when the original or repeated measurement is ≥1.45 W/kg.
   (3) Perform a third repeated measurement only if the original, first and second repeated measurement is ≥1.5 W/kg and ratio of largest to smallest SAR for the original, first and second measurement is ≥ 1.20.
3. Body-worn exposure conditions are intended to voice call operations, therefore GSM voice call mode is selected to be test.
4. Per KDB 648474 D04 v01r03,when the reported SAR for a body-worn accessory measured without a headset connected to the handset is ≤1.2W/kg, SAR testing with a headset connected is not required.
5. Maximum Scaling SAR in order to calculate the Maximum SAR values to test under the standard Peak Power, Calculation method is as follows:
   Maximum Scaling SAR =tested SAR (Max.) ×[maximum turn-up power (mw)/ maximum measurement output power(mw)]
6. Proximity sensor, just for avoiding the wrong operation in the phone screen when call, and has no influence on output power or SAR result
7. Per KDB 941225 D05v02r05, start with the largest channel bandwidth and measure SAR for QPSK with 1RB allocation using the RB offset and required test channel combination with highest maximum output power for RB offsets at the upper edge, middle and lower edge of each required test channel.
8. Per KDB 941125 D05v02r05, 50% RB allocation for QPSK SAR testing follows 1RB QPSK allocation procedure.
9. Per KDB 941125 D05v02r05. For QPSK with 100% RB allocation. SAR is not required when the highest maximum output power for 100% RB allocation is less than the highest maximum output power in 50% and 1RB allocation and the highest reported SAR is >1.45 W/kg, the remaining required test channels must also be tested.
10. Per KDB 941125 D05v02r05. 16QAM output power for each RB allocation configuration is not 1/2 dB higher than the same configuration in QPSK and the reported SAR for the QPSK configuration is ≤1.45W/kg, Per KDB 941225 D05v02r05, 16QAM SAR testing is not required.

Any report having not been signed by authorized approver, or having been altered without authorization, or having not been stamped by the "Dedicated Testing/Inspection Stamp" is deemed to be invalid. Copying or excerpting portion of, or altering the content of the report is not permitted without the written authorization of AGC. The test results presented in the report apply only to the tested sample. Any objections to report issued by AGC should be submitted to AGC within 15days after the issuance of the test report. Further enquiry of validity or verification of the test report should be addressed to AGC by agc01@agccert.com.

11. Per KDB 941125 D05v02r05. Smaller bandwidth output power for each RB allocation configuration is >not 1/2 dB higher than the same configuration in the largest supported bandwidth, and the reported SAR for the largest supported bandwidth is ≤1.45W/kg. Per KDB 941125 D05v02r05, smaller bandwidth SAR testing is not required.

Any report having not been signed by authorized approver, or having been altered without authorization, or having not been stamped by the "Dedicated Testing/Inspection Stamp" is deemed to be invalid. Copying or excerpting portion of, or altering the content of the report is not permitted without the written authorization of AGC. The test results presented in the report apply only to the tested sample. Any objections to report issued by AGC should be submitted to AGC within 15days after the issuance of the test report. Further enquiry of validity or verification of the test report should be addressed to AGC by agc01@agccert.com.

13.1.3. Test Result

SAR MEASUREMENT									
Depth of Liquid (cm):>15				Relative Humidity (%): 60.8					
Product: 4G Feature Phone									
Test Mode: WCDMA Band V with QPSK modulation									
Position	**Mode**	**Ch.**	**Fr. (MHz)**	**Power Drift (<±5%)**	**SAR (1g) (W/kg)**	**Max. Tune-up Power (dBm)**	**Meas. output Power (dBm)**	**Scaled SAR (W/kg)**	**Limit (W/kg)**
Left Cheek	RMC 12.2kbps	4183	836.4	-0.18	0.671	21.30	21.17	0.691	1.6
Left Tilt	RMC 12.2kbps	4183	836.4	0.32	0.343	21.30	21.17	0.353	1.6
Right Cheek	RMC 12.2kbps	4183	836.4	-0.25	**0.676**	21.30	21.17	**0.697**	1.6
Right Tilt	RMC 12.2kbps	4183	836.4	-0.17	0.362	21.30	21.17	0.373	1.6
Body back	RMC 12.2kbps	4183	836.4	-0.29	**0.741**	21.30	21.17	**0.764**	1.6
Body front	RMC 12.2kbps	4183	836.4	0.22	0.630	21.30	21.17	0.649	1.6

Note:
· When the 1-g Reported SAR is ≤ 0.8 W/kg, testing for low and high channel is optional. Refer to KDB 447498.
·The test separation for body back andbody front is 10mm of all above table.

Any report having not been signed by authorized approver, or having been altered without authorization, or having not been stamped by the "Dedicated Testing/Inspection Stamp" is deemed to be invalid. Copying or excerpting portion of, or altering the content of the report is not permitted without the written authorization of AGC. The test results presented in the report apply only to the tested sample. Any objections to report issued by AGC should be submitted to AGC within 15days after the issuance of the test report. Further enquiry of validity or verification of the test report should be addressed to AGC by agc01@agccert.com.

SAR MEASUREMENT													
Depth of Liquid (cm):>15						Relative Humidity (%): 59.4							
Product: 4G Feature Phone													
Test Mode: LTE Band 2													
BM MHz	MOD	Position	Test Mode		Ch.	Freq. (MHz)	Power Drift (<±5%)	SAR (1g) (W/kg)	Max. Tune up Power (dBm)	Meas. output Power (dBm)	Scaled SAR (W/kg)	Limit (W/kg)
			UL RB Allocation	UL RB START								
20	QPSK	Left Cheek	1	0	18900	1880	-0.28	0.483	24.20	23.76	0.534	1.6
		Left Tilt	1	0	18900	1880	0.33	0.230	24.20	23.76	0.255	1.6
		Right Cheek	1	0	18900	1880	-0.37	**0.526**	24.20	23.76	**0.582**	1.6
		Right Tilt	1	0	18900	1880	0.15	0.237	24.20	23.76	0.262	1.6
		Body back	1	0	18700	1860	-0.10	1.050	24.20	23.87	1.133	1.6
		Body back	1	0	18900	1880	-0.12	0.994	24.20	23.76	1.100	1.6
		Body back	1	0	19100	1900	0.38	**1.052**	24.20	23.72	**1.175**	1.6
		Body front	1	0	18900	1880	-0.18	0.612	24.20	23.72	0.684	1.6

Note:
· When the 1-g Reported SAR is ≤ 0.8 W/kg, testing for low and high channel is optional. Refer to KDB 447498.
·The test separation for body back andbody front is 10mm of all above table.

Any report having not been signed by authorized approver, or having been altered without authorization, or having not been stamped by the "Dedicated Testing/Inspection Stamp" is deemed to be invalid. Copying or excerpting portion of, or altering the content of the report is not permitted without the written authorization of AGC. The test results presented in the report apply only to the tested sample. Any objections to report issued by AGC should be submitted to AGC within 15days after the issuance of the test report. Further enquiry of validity or verification of the test report should be addressed to AGC by agc01@agccert.com.

SAR MEASUREMENT													
Depth of Liquid (cm):>15						Relative Humidity (%): 60.6							
Product: 4G Feature Phone													
Test Mode: LTE Band 4													
BM MHz	**MOD**	**Position**	**Test Mode**		**Ch.**	**Freq. (MHz)**	**Power Drift (<±5%)**	**SAR (1g) (W/kg)**	**Max. Tuneup Power (dBm)**	**Meas. output Power (dBm)**	**Scaled SAR (W/kg)**	**Limit (W/kg)**
			UL RB Allocation	**UL RB START**								
20	**QPSK**	Left Cheek	1	0	20175	1732.5	-0.30	0.315	24.00	23.73	0.335	1.6
		Left Tilt	1	0	20175	1732.5	0.13	0.187	24.00	23.73	0.199	1.6
		Right Cheek	1	0	20175	1732.5	-0.27	**0.375**	24.00	23.73	**0.399**	1.6
		Right Tilt	1	0	20175	1732.5	-0.52	0.251	24.00	23.73	0.267	1.6
		Body back	1	0	20050	1720	0.17	0.966	24.00	23.79	1.014	1.6
		Body back	1	0	20175	1732.5	-0.53	**1.048**	24.00	23.73	**1.115**	1.6
		Body back	1	0	20300	1745	-0.61	1.029	24.00	23.80	1.077	1.6
		Body front	1	0	20175	1732.5	0.42	0.431	24.00	23.73	0.459	1.6

Note:
· When the 1-g Reported SAR is ≤ 0.8 W/kg, testing for low and high channel is optional. Refer to KDB 447498.
·The test separation for body back andbody front is 10mm of all above table.

Any report having not been signed by authorized approver, or having been altered without authorization, or having not been stamped by the "Dedicated Testing/Inspection Stamp" is deemed to be invalid. Copying or excerpting portion of, or altering the content of the report is not permitted without the written authorization of AGC. The test results presented in the report apply only to the tested sample. Any objections to report issued by AGC should be submitted to AGC within 15days after the issuance of the test report. Further enquiry of validity or verification of the test report should be addressed to AGC by agc01@agccert.com.

SAR MEASUREMENT													
Depth of Liquid (cm):>15					Relative Humidity (%): 60.8								
Product: 4G Feature Phone													
Test Mode: LTE Band 5													
BM MHz	**MOD**	**Position**	**Test Mode**		**Ch.**	**Freq. (MHz)**	**Power Drift (<±5%)**	**SAR (1g) (W/kg)**	**Max. Tuneup Power (dBm)**	**Meas. output Power (dBm)**	**Scaled SAR (W/kg)**	**Limit (W/kg)**
			UL RB Allocation	**UL RB START**								
10	**QPSK**	Left Cheek	1	0	20525	836.5	-0.31	**0.745**	22.50	21.68	**0.900**	1.6
		Left Tilt	1	0	20525	836.5	-0.28	0.355	22.50	21.68	0.429	1.6
		Right Cheek	1	0	20525	836.5	0.32	0.726	22.50	21.68	0.877	1.6
		Right Tilt	1	0	20525	836.5	-0.25	0.356	22.50	21.68	0.430	1.6
		Body back	1	0	20450	829	-0.30	**0.836**	22.50	22.31	0.873	1.6
		Body back	1	0	20525	836.5	0.19	0.835	22.50	21.68	**1.009**	1.6
		Body back	1	0	20600	844	-0.78	0.754	22.50	21.63	0.921	1.6
		Body front	1	0	20525	836.5	-0.20	0.657	22.50	21.68	0.794	1.6

Note:
· When the 1-g Reported SAR is ≤ 0.8 W/kg, testing for low and high channel is optional. Refer to KDB 447498.
·The test separation for body back andbody front is 10mm of all above table.

Any report having not been signed by authorized approver, or having been altered without authorization, or having not been stamped by the "Dedicated Testing/Inspection Stamp" is deemed to be invalid. Copying or excerpting portion of, or altering the content of the report is not permitted without the written authorization of AGC. The test results presented in the report apply only to the tested sample. Any objections to report issued by AGC should be submitted to AGC within 15days after the issuance of the test report. Further enquiry of validity or verification of the test report should be addressed to AGC by agc01@agccert.com.

SAR MEASUREMENT													
Depth of Liquid (cm):>15						Relative Humidity (%): 57.9							
Product: 4G Feature Phone													
Test Mode: LTE Band 7													
BM MHz	**MOD**	**Position**	**Test Mode**		**Ch.**	**Freq. (MHz)**	**Power Drift (<±5%)**	**SAR (1g) (W/kg)**	**Max. Tuneup Power (dBm)**	**Meas. output Power (dBm)**	**Scaled SAR (W/kg)**	**Limit (W/kg)**	
			UL RB Allocation	**UL RB START**									
20	**QPSK**	Left Cheek	1	0	21100	2535	-0.07	0.168	24.70	24.41	0.180	1.6	
		Left Tilt	1	0	21100	2535	-0.34	0.111	24.70	24.41	0.119	1.6	
		Right Cheek	1	0	21100	2535	-0.15	**0.202**	24.70	24.41	**0.216**	1.6	
		Right Tilt	1	0	21100	2535	-0.28	0.096	24.70	24.41	0.103	1.6	
		Body back	1	0	21100	2535	0.26	**0.728**	24.70	24.41	**0.778**	1.6	
		Body front	1	0	21100	2535	-0.24	0.120	24.70	24.41	0.128	1.6	

Note:
· When the 1-g Reported SAR is ≤ 0.8 W/kg, testing for low and high channel is optional. Refer to KDB 447498.
·The test separation for body back andbody front is 10mm of all above table.

Any report having not been signed by authorized approver, or having been altered without authorization, or having not been stamped by the "Dedicated Testing/Inspection Stamp" is deemed to be invalid. Copying or excerpting portion of, or altering the content of the report is not permitted without the written authorization of AGC. The test results presented in the report apply only to the tested sample. Any objections to report issued by AGC should be submitted to AGC within 15days after the issuance of the test report. Further enquiry of validity or verification of the test report should be addressed to AGC by agc01@agccert.com.

SAR MEASUREMENT													
Depth of Liquid (cm):>15						Relative Humidity (%): 62.3							
Product: 4G Feature Phone													
Test Mode: LTE Band 12													
BM MHz	**MOD**	**Position**	**Test Mode**		**Ch.**	**Freq. (MHz)**	**Power Drift (<±5%)**	**SAR (1g) (W/kg)**	**Max. Tuneup Power (dBm)**	**Meas. output Power (dBm)**	**Scaled SAR (W/kg)**	**Limit (W/kg)**	
			UL RB Allocation	**UL RB START**									
10	**QPSK**	Left Cheek	1	0	23095	707.5	-0.30	0.502	23.90	23.47	0.554	1.6	
		Left Tilt	1	0	23095	707.5	-0.15	0.271	23.90	23.47	0.299	1.6	
		Right Cheek	1	0	23095	707.5	0.70	**0.511**	23.90	23.47	**0.564**	1.6	
		Right Tilt	1	0	23095	707.5	-0.69	0.262	23.90	23.47	0.289	1.6	
		Body back	1	0	23060	704	-0.12	0.702	23.90	23.87	0.707	1.6	
		Body back	1	0	23095	707.5	-0.01	**0.809**	23.90	23.47	0.893	1.6	
		Body back	1	0	23130	711	-0.21	0.756	23.90	23.13	**0.903**	1.6	
		Body front	1	0	23095	707.5	0.20	0.225	23.90	23.47	0.248	1.6	

Note:
· When the 1-g Reported SAR is ≤ 0.8 W/kg, testing for low and high channel is optional. Refer to KDB 447498.
·The test separation for body back andbody front is 10mm of all above table.

Any report having not been signed by authorized approver, or having been altered without authorization, or having not been stamped by the "Dedicated Testing/Inspection Stamp" is deemed to be invalid. Copying or excerpting portion of, or altering the content of the report is not permitted without the written authorization of AGC. The test results presented in the report apply only to the tested sample. Any objections to report issued by AGC should be submitted to AGC within 15days after the issuance of the test report. Further enquiry of validity or verification of the test report should be addressed to AGC by agc01@agccert.com.

SAR MEASUREMENT													
Depth of Liquid (cm):>15						Relative Humidity (%): 62.3							
Product: 4G Feature Phone													
Test Mode: LTE Band 13													
BM MHz	**MOD**	**Position**	**Test Mode**		**Ch.**	**Freq. (MHz)**	**Power Drift (<±5%)**	**SAR (1g) (W/kg)**	**Max. Tuneup Power (dBm)**	**Meas. output Power (dBm)**	**Scaled SAR (W/kg)**	**Limit (W/kg)**	
			UL RB Allocation	**UL RB START**									
10	**QPSK**	Left Cheek	1	0	23230	782	-0.41	**0.436**	22.50	21.58	**0.539**	1.6	
		Left Tilt	1	0	23230	782	-0.75	0.270	22.50	21.58	0.334	1.6	
		Right Cheek	1	0	23230	782	0.51	0.414	22.50	21.58	0.512	1.6	
		Right Tilt	1	0	23230	782	-0.68	0.266	22.50	21.58	0.329	1.6	
		Body back	1	0	23230	782	-0.06	**0.598**	22.50	21.58	**0.739**	1.6	
		Body front	1	0	23230	782	-0.62	0.336	22.50	21.58	0.415	1.6	

Note:
· When the 1-g Reported SAR is ≤ 0.8 W/kg, testing for low and high channel is optional. Refer to KDB 447498.
·The test separation for body back andbody front is 10mm of all above table.

Any report having not been signed by authorized approver, or having been altered without authorization, or having not been stamped by the "Dedicated Testing/Inspection Stamp" is deemed to be invalid. Copying or excerpting portion of, or altering the content of the report is not permitted without the written authorization of AGC. The test results presented in the report apply only to the tested sample. Any objections to report issued by AGC should be submitted to AGC within 15days after the issuance of the test report. Further enquiry of validity or verification of the test report should be addressed to AGC by agc01@agccert.com.

SAR MEASUREMENT													
Depth of Liquid (cm):>15						Relative Humidity (%): 62.3							
Product: 4G Feature Phone													
Test Mode: LTE Band 17													
BM MHz	**MOD**	**Position**	**Test Mode**		**Ch.**	**Freq. (MHz)**	**Power Drift (<±5%)**	**SAR (1g) (W/kg)**	**Max. Tuneup Power (dBm)**	**Meas. output Power (dBm)**	**Scaled SAR (W/kg)**	**Limit (W/kg)**
			UL RB Allocation	**UL RB START**								
10	**QPSK**	Left Cheek	1	0	23790	710	-0.38	0.517	22.00	21.80	0.541	1.6
		Left Tilt	1	0	23790	710	0.51	0.246	22.00	21.80	0.258	1.6
		Right Cheek	1	0	23790	710	-0.44	**0.521**	22.00	21.80	**0.546**	1.6
		Right Tilt	1	0	23790	710	-0.21	0.270	22.00	21.80	0.283	1.6
		Body back	1	0	23790	710	-0.14	**0.739**	22.00	21.80	**0.774**	1.6
		Body front	1	0	23790	710	0.25	0.405	22.00	21.80	0.424	1.6

Note:
· When the 1-g Reported SAR is ≤ 0.8 W/kg, testing for low and high channel is optional. Refer to KDB 447498.
·The test separation for body back andbody front is 10mm of all above table.

Any report having not been signed by authorized approver, or having been altered without authorization, or having not been stamped by the "Dedicated Testing/Inspection Stamp" is deemed to be invalid. Copying or excerpting portion of, or altering the content of the report is not permitted without the written authorization of AGC. The test results presented in the report apply only to the tested sample. Any objections to report issued by AGC should be submitted to AGC within 15days after the issuance of the test report. Further enquiry of validity or verification of the test report should be addressed to AGC by agc01@agccert.com.

SAR MEASUREMENT													
Depth of Liquid (cm):>15						Relative Humidity (%): 59.4							
Product: 4G Feature Phone													
Test Mode: LTE Band 25													
BM MHz	**MOD**	**Position**	**Test Mode**		**Ch.**	**Freq. (MHz)**	**Power Drift (<±5%)**	**SAR (1g) (W/kg)**	**Max. Tuneup Power (dBm)**	**Meas. output Power (dBm)**	**Scaled SAR (W/kg)**	**Limit (W/kg)**
			UL RB Allocation	**UL RB START**								
20	**QPSK**	Left Cheek	1	0	26365	1882.5	-0.16	**0.515**	25.10	24.72	**0.562**	1.6
		Left Tilt	1	0	26365	1882.5	-0.18	0.216	25.10	24.72	0.236	1.6
		Right Cheek	1	0	26365	1882.5	-0.60	0.498	25.10	24.72	0.544	1.6
		Right Tilt	1	0	26365	1882.5	-0.51	0.182	25.10	24.72	0.199	1.6
		Body back	1	0	26140	1860	-0.39	1.091	25.10	24.86	1.153	1.6
		Body back	1	0	26365	1882.5	0.22	**1.092**	25.10	24.72	**1.192**	1.6
		Body back	1	0	26590	1905	-0.71	1.085	25.10	24.78	1.168	1.6
		Body front	1	0	26365	1882.5	-0.34	0.541	25.10	24.72	0.590	1.6

Note:
· When the 1-g Reported SAR is ≤ 0.8 W/kg, testing for low and high channel is optional. Refer to KDB 447498.
·The test separation for body back andbody front is 10mm of all above table.

Any report having not been signed by authorized approver, or having been altered without authorization, or having not been stamped by the "Dedicated Testing/Inspection Stamp" is deemed to be invalid. Copying or excerpting portion of, or altering the content of the report is not permitted without the written authorization of AGC. The test results presented in the report apply only to the tested sample. Any objections to report issued by AGC should be submitted to AGC within 15days after the issuance of the test report. Further enquiry of validity or verification of the test report should be addressed to AGC by agc01@agccert.com.

SAR MEASUREMENT													
Depth of Liquid (cm):>15						Relative Humidity (%): 60.8							
Product: LTE smartphone													
Test Mode: LTE Band 26A													
BM MHz	**MOD**	**Position**	**Test Mode**		**Ch.**	**Freq. (MHz)**	**Power Drift (<±5%)**	**SAR (1g) (W/kg)**	**Max. Tuneup Power (dBm)**	**Meas. output Power (dBm)**	**Scaled SAR (W/Kg)**	**Limit (W/kg)**	
			UL RB Allocation	**UL RB START**									
15	**QPSK**	Left Cheek	1	0	26915	836.5	-0.43	**0.748**	24.70	24.11	**0.857**	1.6	
		Left Tilt	1	0	26915	836.5	-0.13	0.378	24.70	24.11	0.433	1.6	
		Right Cheek	1	0	26915	836.5	0.18	0.728	24.70	24.11	0.834	1.6	
		Right Tilt	1	0	26915	836.5	-0.19	0.383	24.70	24.11	0.439	1.6	
		Body back	1	0	26865	831.5	-0.39	**0.941**	24.70	24.41	**1.006**	1.6	
		Body back	1	0	26915	836.5	0.13	0.878	24.70	24.11	1.006	1.6	
		Body back	1	0	26965	841.5	-0.28	0.836	24.70	24.14	0.951	1.6	
		Body front	1	0	26915	836.5	-0.22	0.673	24.70	24.11	0.771	1.6	

Note:
· When the 1-g Reported SAR is ≤ 0.8 W/kg, testing for low and high channel is optional. Refer to KDB 447498.
·The test separation for body back andbody front is 10mm of all above table.

Any report having not been signed by authorized approver, or having been altered without authorization, or having not been stamped by the "Dedicated Testing/Inspection Stamp" is deemed to be invalid. Copying or excerpting portion of, or altering the content of the report is not permitted without the written authorization of AGC. The test results presented in the report apply only to the tested sample. Any objections to report issued by AGC should be submitted to AGC within 15days after the issuance of the test report. Further enquiry of validity or verification of the test report should be addressed to AGC by agc01@agccert.com.

SAR MEASUREMENT													
Depth of Liquid (cm):>15					Relative Humidity (%): 60.8								
Product: LTE smartphone													
Test Mode: LTE Band 26B													
BM MHz	**MOD**	**Position**	**Test Mode**		**Ch.**	**Freq. (MHz)**	**Power Drift (<±5%)**	**SAR (1g) (W/kg)**	**Max. Tuneup Power (dBm)**	**Meas. output Power (dBm)**	**Scaled SAR (W/Kg)**	**Limit (W/kg)**
			UL RB Allocation	**UL RB START**								
15	**QPSK**	Left Cheek	1	0	26765	821.5	-0.21	0.683	23.40	23.23	0.710	1.6
		Left Tilt	1	0	26765	821.5	-0.04	0.281	23.40	23.23	0.292	1.6
		Right Cheek	1	0	26765	821.5	-0.13	**0.696**	23.40	23.23	**0.724**	1.6
		Right Tilt	1	0	26765	821.5	0.05	0.424	23.40	23.23	0.441	1.6
		Body back	1	0	26765	821.5	-0.17	**0.817**	23.40	23.23	**0.850**	1.6
		Body front	1	0	26765	821.5	0.29	0.667	23.40	23.23	0.694	1.6

Note:
· When the 1-g Reported SAR is ≤ 0.8 W/kg, testing for low and high channel is optional. Refer to KDB 447498.
·The test separation for body back andbody front is 10mm of all above table.

Any report having not been signed by authorized approver, or having been altered without authorization, or having not been stamped by the "Dedicated Testing/Inspection Stamp" is deemed to be invalid. Copying or excerpting portion of, or altering the content of the report is not permitted without the written authorization of AGC. The test results presented in the report apply only to the tested sample. Any objections to report issued by AGC should be submitted to AGC within 15days after the issuance of the test report. Further enquiry of validity or verification of the test report should be addressed to AGC by agc01@agccert.com.

SAR MEASUREMENT													
Depth of Liquid (cm):>15					Relative Humidity (%): 60.6								
Product: LTE smartphone													
Test Mode: LTE Band 66													
BW MHz	**MOD**	**Position**	**Test Mode**		**Ch.**	**Freq. (MHz)**	**Power Drift (<±5%)**	**SAR (1g) (W/kg)**	**Max. Tuneup Power (dBm)**	**Meas. output Power (dBm)**	**Scaled SAR (W/Kg)**	**Limit (W/kg)**	
			UL RB Allocation	**UL RB START**									
20	**QPSK**	Left Cheek	1	0	132422	1755	-0.13	0.249	25.70	25.26	0.276	1.6	
		Left Tilt	1	0	132422	1755	-0.14	0.136	25.70	25.26	0.151	1.6	
		Right Cheek	1	0	132422	1755	-0.41	**0.256**	25.70	25.26	**0.283**	1.6	
		Right Tilt	1	0	132422	1755	0.12	0.111	25.70	25.26	0.123	1.6	
		Body back	1	0	132072	1720	-0.13	0.786	25.70	25.36	0.850	1.6	
		Body back	1	0	132422	1755	-0.34	**1.013**	25.70	25.26	1.121	1.6	
		Body back	1	0	132572	1770	-0.72	0.939	25.70	24.85	**1.142**	1.6	
		Body front	1	0	132422	1755	0.37	0.394	25.70	25.26	0.436	1.6	

Note:
· When the 1-g Reported SAR is ≤ 0.8 W/kg, testing for low and high channel is optional. Refer to KDB 447498.
·The test separation for body back andbody front is 10mm of all above table

Any report having not been signed by authorized approver, or having been altered without authorization, or having not been stamped by the "Dedicated Testing/Inspection Stamp" is deemed to be invalid. Copying or excerpting portion of, or altering the content of the report is not permitted without the written authorization of AGC. The test results presented in the report apply only to the tested sample. Any objections to report issued by AGC should be submitted to AGC within 15days after the issuance of the test report. Further enquiry of validity or verification of the test report should be addressed to AGC by agc01@agccert.com.

SAR MEASUREMENT													
Depth of Liquid (cm):>15					Relative Humidity (%): 62.3								
Product: LTE smartphone													
Test Mode: LTE Band 71													
BW MHz	**MOD**	**Position**	**Test Mode**		**Ch.**	**Freq. (MHz)**	**Power Drift (<±5%)**	**SAR (1g) (W/kg)**	**Max. Tuneup Power (dBm)**	**Meas. output Power (dBm)**	**Scaled SAR (W/Kg)**	**Limit (W/kg)**
			UL RB Allocation	**UL RB START**								
20	**QPSK**	Left Cheek	1	0	133322	683	-0.05	0.413	21.80	21.40	0.453	1.6
		Left Tilt	1	0	133322	683	0.35	0.217	21.80	21.40	0.238	1.6
		Right Cheek	1	0	133322	683	-0.10	**0.416**	21.80	21.40	**0.456**	1.6
		Right Tilt	1	0	133322	683	-0.31	0.219	21.80	21.40	0.240	1.6
		Body back	1	0	133222	673	-0.04	0.740	21.80	21.69	0.759	1.6
		Body back	1	0	133322	683	-0.14	**0.781**	21.80	21.40	**0.856**	1.6
		Body back	1	0	133372	688	0.28	0.721	21.80	21.33	0.803	1.6
		Body front	1	0	133322	683	0.42	0.309	21.80	21.40	0.339	1.6

Note:
· When the 1-g Reported SAR is ≤ 0.8 W/kg, testing for low and high channel is optional. Refer to KDB 447498.
·The test separation for body back andbody front is 10mm of all above table

Any report having not been signed by authorized approver, or having been altered without authorization, or having not been stamped by the "Dedicated Testing/Inspection Stamp" is deemed to be invalid. Copying or excerpting portion of, or altering the content of the report is not permitted without the written authorization of AGC. The test results presented in the report apply only to the tested sample. Any objections to report issued by AGC should be submitted to AGC within 15days after the issuance of the test report. Further enquiry of validity or verification of the test report should be addressed to AGC by agc01@agccert.com.

Repeated SAR											
Product: 4G Feature Phone											
Test Mode: LTE Band 2& LTE Band 4& LTE Band 5& LTE Band 12& LTE Band 25& LTE Band 26A& LTE Band 26B & LTE Band 66& LTE Band 71											
Position	**Mode**		**Ch.**	**Fr. (MHz)**	**Power Drift (<±5%)**	**Once SAR (1g) (W/kg)**	**Power Drift (<±5%)**	**Twice SAR (1g) (W/kg)**	**Power Drift (<±5%)**	**Third SAR (1g) (W/kg)**	**Limit W/kg**
	UL RB Allocation	**UL RB START**									
Body back	1	0	19100	1900	0.13	1.053	--	--	--	--	1.6
Body back	1	0	20175	1732.5	-0.05	1.039	--	--	--	--	1.6
Body back	1	0	20450	829	-0.21	0.836	--	--	--	--	1.6
Body back	1	0	23095	707.5	0.03	0.782	--	--	--	--	1.6
Body back	1	0	26365	1882.5	-0.04	0.935	--	--	--	--	1.6
Body back	1	0	26865	821.5	-0.17	0.928	--	--	--	--	1.6
Body back	1	0	26765	821.5	0.21	0.813	--	--	--	--	1.6
Body back	1	0	132422	1755	0.26	1.033	--	--	--	--	1.6
Body back	1	0	133322	683	0.32	0.777	--	--	--	--	1.6

The second repeated SAR judge reference									
Product: 4G Feature Phone									
Band	**Position**	**Mode**		**Ch.**	**Fr. (MHz)**	**Original SAR (1g) (W/kg)**	**First SAR (1g) (W/kg)**	**Ratio**	**Limit**
		UL RB Allocation	**UL RB START**						
LTE Band 2	Body back	1	0	19100	1900	1.052	1.053	1.001	<1.2
LTE Band 4	Body back	1	0	20175	1732.5	1.048	1.039	1.009	<1.2
LTE Band 5	Body back	1	0	20450	829	0.836	0.836	1.000	<1.2
LTE Band 12	Body back	1	0	23095	707.5	0.809	0.782	1.035	<1.2
LTE Band 25	Body back	1	0	26365	1882.5	1.092	0.935	1.168	<1.2
LTE Band 26A	Body back	1	0	26865	821.5	0.941	0.928	1.014	<1.2
LTE Band 26B	Body back	1	0	26765	821.5	0.817	0.813	1.005	<1.2
LTE Band 66	Body back	1	0	132422	1755	1.013	1.033	1.020	<1.2
LTE Band 71	Body back	1	0	133322	683	0.781	0.777	1.081	<1.2

Any report having not been signed by authorized approver, or having been altered without authorization, or having not been stamped by the "Dedicated Testing/Inspection Stamp" is deemed to be invalid. Copying or excerpting portion of, or altering the content of the report is not permitted without the written authorization of AGC. The test results presented in the report apply only to the tested sample. Any objections to report issued by AGC should be submitted to AGC within 15days after the issuance of the test report. Further enquiry of validity or verification of the test report should be addressed to AGC by agc01@agccert.com.

Simultaneous Multi-band Transmission Evaluation:

Application Simultaneous Transmission information:

NO	Simultaneous state	Portable Handset		
		Head	Body-worn	Hotspot
1	WCDMA+ Bluetooth(data)	Yes	Yes	-
2	LTE + Bluetooth(data)	Yes	Yes	-

NOTE:

1. Simultaneous with every transmitter must be the same test position.
2. KDB 447498 D01, BT SAR is excluded as below table.
3. KDB 447498 D01, for handsets the test separation distance is determined by the smallest distance between the outer surface of the device and the user; which is 0mm for head SAR and 10mm for body-worn SAR.
4. According to KDB 447498 D01 4.3.1, Standalone SAR test exclusion is as follow:
   For 100 MHz to 6 GHz and test separation distances ⩽ 50 mm, the 1-g and 10-g SAR test exclusion thresholds are determined by the following:
   [(max. power of channel, including tune-up tolerance, mW) / (min. test separation distance, mm)] • [√f(GHz)] ⩽ 3.0 for 1-g SAR, and ⩽ 7.5 for 10-g extremity SAR[30], where
   - f(GHz) is the RF channel transmit frequency in GHz
   - Power and distance are rounded to the nearest mW and mm before calculation[31]
   - The result is rounded to one decimal place for comparison
   - The values 3.0 and 7.5 are referred to as numeric thresholds in step b) below

   The test exclusions are applicable only when the minimum test separation distance is ⩽ 50 mm, and for transmission frequencies between 100 MHz and 6 GHz. When the minimum test separation distance is < 5 mm, a distance of 5 mm according to 4.1 f) is applied to determine SAR test exclusion.
5. If the test separation distance is <5mm, 5mm is used for excluded SAR calculation.
6. According to KDB 447498 D01 4.3.2, simultaneous transmission SAR test exclusion is as follow:
   (1) Simultaneous transmission SAR test exclusion is determined for each operating configuration and exposure condition according to the reported standalone SAR of each applicable simultaneous transmitting antenna.
   (2) Any transmitters and antennas should be considered when calculating simultaneous mode.
   (3) For mobile phone and PC, it's the sum of all transmitters and antennas at the same mode with same position in each applicable exposure condition
   (4)When the standalone SAR test exclusion of section 4.3.2 is applied to an antenna that transmits simultaneously with other antennas, the standalone SAR must be estimated according to the following to det
   (max. power of channel, including tune-up tolerance, mW)/(min. test separation distance, mm)]·[√f(GHz)/x] W/kg for test separation distances ≤ 50 mm;
   where x = 7.5 for 1-g SAR, and x = 18.75 for 10-g SAR.

Any report having not been signed by authorized approver, or having been altered without authorization, or having not been stamped by the "Dedicated Testing/Inspection Stamp" is deemed to be invalid. Copying or excerpting portion of, or altering the content of the report is not permitted without the written authorization of AGC. The test results presented in the report apply only to the tested sample. Any objections to report issued by AGC should be submitted to AGC within 15days after the issuance of the test report. Further enquiry of validity or verification of the test report should be addressed to AGC by agc01@agccert.com.

7. When the sum of SAR is larger than the limit, SAR test exclusion is determined by the SAR to peak location separation ratio. The simultaneous transmitting antennas in each operating mode and exposure condition combination must be considered one pair at a time to determine the SAR to peak location separation ratio to qualify for test exclusion. The ratio is determined by (SAR1 + SAR2)1.5/Ri, rounded to two decimal digits, and must be ≤ 0.04 for all antenna pairs in the configuration to qualify for 1-g SAR test exclusion.

Estimated SAR		Max Power including Tune-up Tolerance		Separation Distance (mm)	Estimated SAR (W/kg)
		dBm	mW		
BT	Head	-0.5	0.891	0	0.037
	Body	-0.5	0.891	10	0.019

Any report having not been signed by authorized approver, or having been altered without authorization, or having not been stamped by the "Dedicated Testing/Inspection Stamp" is deemed to be invalid. Copying or excerpting portion of, or altering the content of the report is not permitted without the written authorization of AGC. The test results presented in the report apply only to the tested sample. Any objections to report issued by AGC should be submitted to AGC within 15days after the issuance of the test report. Further enquiry of validity or verification of the test report should be addressed to AGC by agc01@agccert.com.

Sum of the SAR for WCDMA Band V & BT:

RF Exposure Conditions	Test Position	Simultaneous Transmission Scenario		Σ1-g SAR (W/kg)	SPLSR (Yes/No)
		WCDMA Band V	Bluetooth		
Head	Left Touch	0.691	0.037	0.728	No
	Left Tilt	0.353	0.037	0.390	No
	Right Touch	0.697	0.037	0.734	No
	Right Tilt	0.373	0.037	0.410	No
Body-worn	Rear	0.764	0.019	0.783	No
	Front	0.649	0.019	0.668	No

Note:

·According to KDB 447498 D01 General RF Exposure Guidance, when the simultaneous transmission SAR is less than1.6 W/kg, SPLSR assessment is not required.
·SPLSR mean is “The SAR to Peak Location Separation Ratio “

Any report having not been signed by authorized approver, or having been altered without authorization, or having not been stamped by the “Dedicated Testing/Inspection Stamp” is deemed to be invalid. Copying or excerpting portion of, or altering the content of the report is not permitted without the written authorization of AGC. The test results presented in the report apply only to the tested sample. Any objections to report issued by AGC should be submitted to AGC within 15days after the issuance of the test report. Further enquiry of validity or verification of the test report should be addressed to AGC by agc01@agccert.com.

Sum of the SAR for LTE Band 2, LTE Band 4, LTE Band 5, LTE Band 7 & BT:

RF Exposure Conditions	Test Position	Simultaneous Transmission Scenario		Σ1-g SAR (W/kg)	SPLSR (Yes/No)
		LTE Band 2	Bluetooth		
Head	Left Touch	0.534	0.037	0.571	No
	Left Tilt	0.255	0.037	0.292	No
	Right Touch	0.582	0.037	0.619	No
	Right Tilt	0.262	0.037	0.299	No
Body-worn	Rear	1.175	0.019	1.194	No
	Front	0.684	0.019	0.703	No
RF Exposure Conditions	Test Position	Simultaneous Transmission Scenario		Σ1-g SAR (W/kg)	SPLSR (Yes/No)
		LTE Band 4	Bluetooth		
Head	Left Touch	0.335	0.037	0.372	No
	Left Tilt	0.199	0.037	0.236	No
	Right Touch	0.399	0.037	0.436	No
	Right Tilt	0.267	0.037	0.304	No
Body-worn	Rear	1.115	0.019	1.134	No
	Front	0.459	0.019	0.478	No
RF Exposure Conditions	Test Position	Simultaneous Transmission Scenario		Σ1-g SAR (W/kg)	SPLSR (Yes/No)
		LTE Band 5	Bluetooth		
Head	Left Touch	0.900	0.037	0.937	No
	Left Tilt	0.429	0.037	0.466	No
	Right Touch	0.877	0.037	0.914	No
	Right Tilt	0.430	0.037	0.467	No
Body-worn	Rear	1.009	0.019	1.028	No
	Front	0.794	0.019	0.813	No
RF Exposure Conditions	Test Position	Simultaneous Transmission Scenario		Σ1-g SAR (W/kg)	SPLSR (Yes/No)
		LTE Band 7	Bluetooth		
Head	Left Touch	0.180	0.037	0.217	No
	Left Tilt	0.119	0.037	0.156	No
	Right Touch	0.216	0.037	0.253	No
	Right Tilt	0.103	0.037	0.140	No
Body-worn	Rear	0.778	0.019	0.797	No
	Front	0.128	0.019	0.147	No

Note:

·According to KDB 447498 D01 General RF Exposure Guidance, when the simultaneous transmission SAR is less than1.6 W/kg, SPLSR assessment is not required.
·SPLSR mean is “The SAR to Peak Location Separation Ratio “

Any report having not been signed by authorized approver, or having been altered without authorization, or having not been stamped by the “Dedicated Testing/Inspection Stamp” is deemed to be invalid. Copying or excerpting portion of, or altering the content of the report is not permitted without the written authorization of AGC. The test results presented in the report apply only to the tested sample. Any objections to report issued by AGC should be submitted to AGC within 15days after the issuance of the test report. Further enquiry of validity or verification of the test report should be addressed to AGC by agc01@agccert.com.

Sum of the SAR for LTE Band 12, LTE Band 13, LTE Band 17, LTE Band 25 & BT:

RF Exposure Conditions	Test Position	Simultaneous Transmission Scenario		Σ1-g SAR (W/kg)	SPLSR (Yes/No)
		LTE Band 12	Bluetooth		
Head	Left Touch	0.554	0.037	0.591	No
	Left Tilt	0.299	0.037	0.336	No
	Right Touch	0.564	0.037	0.601	No
	Right Tilt	0.289	0.037	0.326	No
Body-worn	Rear	0.903	0.019	0.922	No
	Front	0.248	0.019	0.267	No
RF Exposure Conditions	Test Position	Simultaneous Transmission Scenario		Σ1-g SAR (W/kg)	SPLSR (Yes/No)
		LTE Band 13	Bluetooth		
Head	Left Touch	0.539	0.037	0.576	No
	Left Tilt	0.334	0.037	0.371	No
	Right Touch	0.512	0.037	0.549	No
	Right Tilt	0.329	0.037	0.366	No
Body-worn	Rear	0.739	0.019	0.758	No
	Front	0.415	0.019	0.434	No
RF Exposure Conditions	Test Position	Simultaneous Transmission Scenario		Σ1-g SAR (W/kg)	SPLSR (Yes/No)
		LTE Band 17	Bluetooth		
Head	Left Touch	0.541	0.037	0.578	No
	Left Tilt	0.258	0.037	0.295	No
	Right Touch	0.546	0.037	0.583	No
	Right Tilt	0.283	0.037	0.320	No
Body-worn	Rear	0.774	0.019	0.793	No
	Front	0.424	0.019	0.443	No
RF Exposure Conditions	Test Position	Simultaneous Transmission Scenario		Σ1-g SAR (W/kg)	SPLSR (Yes/No)
		LTE Band 25	Bluetooth		
Head	Left Touch	0.562	0.037	0.599	No
	Left Tilt	0.236	0.037	0.273	No
	Right Touch	0.544	0.037	0.581	No
	Right Tilt	0.199	0.037	0.236	No
Body-worn	Rear	1.192	0.019	**1.211**	No
	Front	0.590	0.019	0.609	No

Note:

·According to KDB 447498 D01 General RF Exposure Guidance, when the simultaneous transmission SAR is less than1.6 W/kg, SPLSR assessment is not required.
·SPLSR mean is “The SAR to Peak Location Separation Ratio “

Any report having not been signed by authorized approver, or having been altered without authorization, or having not been stamped by the “Dedicated Testing/Inspection Stamp” is deemed to be invalid. Copying or excerpting portion of, or altering the content of the report is not permitted without the written authorization of AGC. The test results presented in the report apply only to the tested sample. Any objections to report issued by AGC should be submitted to AGC within 15days after the issuance of the test report. Further enquiry of validity or verification of the test report should be addressed to AGC by agc01@agccert.com.

Sum of the SAR for LTE Band 26A, LTE Band 26B, LTE Band 66, LTE Band 71 & BT:

RF Exposure Conditions	Test Position	Simultaneous Transmission Scenario		Σ1-g SAR (W/kg)	SPLSR (Yes/No)
		LTE Band 26A	Bluetooth		
Head	Left Touch	0.857	0.037	0.894	No
	Left Tilt	0.433	0.037	0.470	No
	Right Touch	0.834	0.037	0.871	No
	Right Tilt	0.439	0.037	0.476	No
Body-worn	Rear	1.006	0.019	1.025	No
	Front	0.771	0.019	0.790	No
RF Exposure Conditions	Test Position	Simultaneous Transmission Scenario		Σ1-g SAR (W/kg)	SPLSR (Yes/No)
		LTE Band 26B	Bluetooth		
Head	Left Touch	0.710	0.037	0.747	No
	Left Tilt	0.292	0.037	0.329	No
	Right Touch	0.724	0.037	0.761	No
	Right Tilt	0.441	0.037	0.478	No
Body-worn	Rear	0.850	0.019	0.869	No
	Front	0.694	0.019	0.713	No
RF Exposure Conditions	Test Position	Simultaneous Transmission Scenario		Σ1-g SAR (W/kg)	SPLSR (Yes/No)
		LTE Band 66	Bluetooth		
Head	Left Touch	0.276	0.037	0.313	No
	Left Tilt	0.151	0.037	0.188	No
	Right Touch	0.283	0.037	0.320	No
	Right Tilt	0.123	0.037	0.160	No
Body-worn	Rear	0.850	0.019	0.869	No
	Front	0.436	0.019	0.455	No
RF Exposure Conditions	Test Position	Simultaneous Transmission Scenario		Σ1-g SAR (W/kg)	SPLSR (Yes/No)
		LTE Band 71	Bluetooth		
Head	Left Touch	0.453	0.037	0.490	No
	Left Tilt	0.238	0.037	0.275	No
	Right Touch	0.456	0.037	0.493	No
	Right Tilt	0.240	0.037	0.277	No
Body-worn	Rear	0.856	0.019	0.875	No
	Front	0.339	0.019	0.358	No

Note:

·According to KDB 447498 D01 General RF Exposure Guidance, when the simultaneous transmission SAR is less than1.6 W/kg, SPLSR assessment is not required.
·SPLSR mean is “The SAR to Peak Location Separation Ratio “

Any report having not been signed by authorized approver, or having been altered without authorization, or having not been stamped by the “Dedicated Testing/Inspection Stamp” is deemed to be invalid. Copying or excerpting portion of, or altering the content of the report is not permitted without the written authorization of AGC. The test results presented in the report apply only to the tested sample. Any objections to report issued by AGC should be submitted to AGC within 15days after the issuance of the test report. Further enquiry of validity or verification of the test report should be addressed to AGC by agc01@agccert.com.

APPENDIX A. SAR SYSTEM CHECK DATA

Test Laboratory: AGC Lab **Date: Sep. 18, 2023**
System Check Head 750 MHz
DUT: Dipole 750 MHz Type: SID 750
Communication System CW; Communication System Band: D750 (750.0 MHz); Duty Cycle: 1:1; Conv.F=2.10
Frequency: 750 MHz; Medium parameters used: f = 750 MHz; σ=0.91 mho/m; εr =42.13; ρ= 1000 kg/m³ ;
Phantom section: Flat Section; Input Power=18dBm
Ambient temperature (℃):21.7, Liquid temperature (℃): 21.5

SATIMO Configuration:
- Probe: SSE2; Calibrated: Dec. 02, 2022; Serial No.: SN 45/22 EPGO391
- Sensor-Surface: 4mm (Mechanical Surface Detection)
- Phantom: SAM twin phantom
- Measurement SW: OpenSAR V4_02_32

Configuration/System Check 750MHz Head/Area Scan: Measurement grid: dx=8mm, dy=8mm
Configuration/System Check 750MHz Head/Zoom Scan: Measurement grid: dx=8mm,dy=8mm, dz=5mm

SURFACE SAR	VOLUME SAR
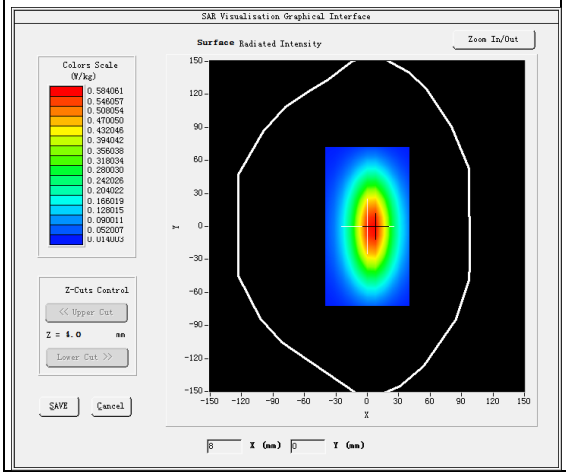	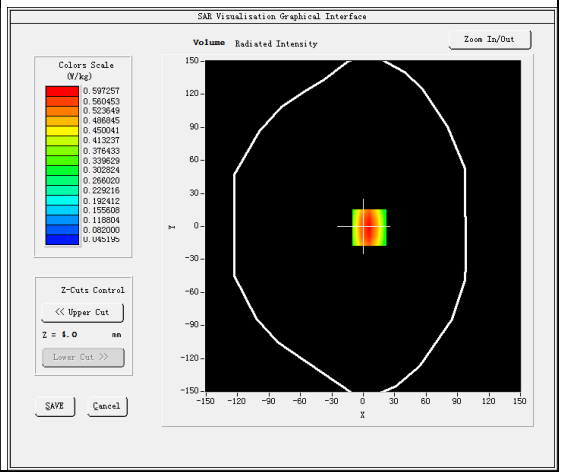

Maximum location: X=6.00, Y=-1.00
SAR Peak: 0.86 W/kg

SAR 10g (W/Kg)	0.343701
SAR 1g (W/Kg)	0.553682

Any report having not been signed by authorized approver, or having been altered without authorization, or having not been stamped by the "Dedicated Testing/Inspection Stamp" is deemed to be invalid. Copying or excerpting portion of, or altering the content of the report is not permitted without the written authorization of AGC. The test results presented in the report apply only to the tested sample. Any objections to report issued by AGC should be submitted to AGC within 15days after the issuance of the test report. Further enquiry of validity or verification of the test report should be addressed to AGC by agc01@agccert.com.

Z (mm)	0.00	4.00	9.00	14.00	19.00	24.00	29.00
SAR (W/Kg)	0.8268	0.5651	0.3738	0.2435	0.1699	0.1139	0.0732

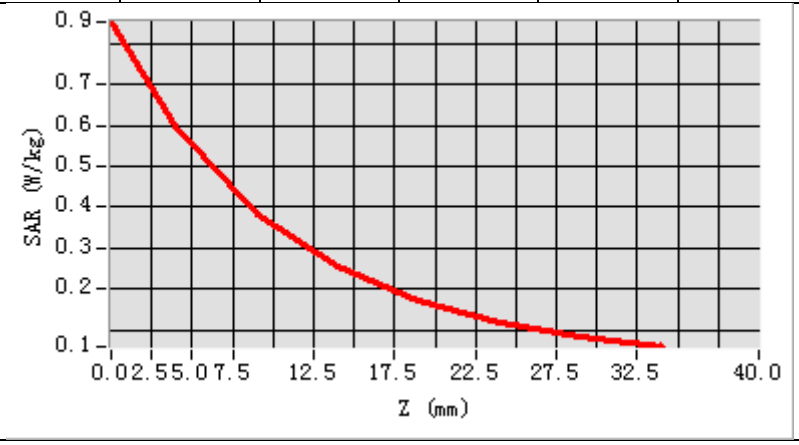

3D screen shot	Hot spot position
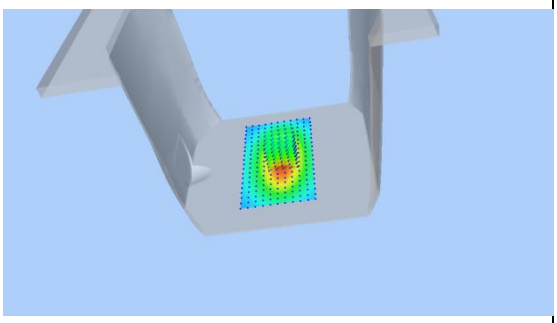	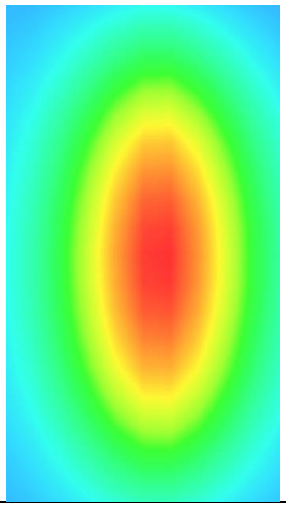

Any report having not been signed by authorized approver, or having been altered without authorization, or having not been stamped by the "Dedicated Testing/Inspection Stamp" is deemed to be invalid. Copying or excerpting portion of, or altering the content of the report is not permitted without the written authorization of AGC. The test results presented in the report apply only to the tested sample. Any objections to report issued by AGC should be submitted to AGC within 15days after the issuance of the test report. Further enquiry of validity or verification of the test report should be addressed to AGC by agc01@agccert.com.

Test Laboratory: AGC Lab **Date: Sep. 19, 2023**
System Check Head 835 MHz
DUT: Dipole 835 MHz Type: SID 835
Communication System CW; Communication System Band: D835 (835.0 MHz); Duty Cycle: 1:1; Conv.F=1.85
Frequency: 835 MHz; Medium parameters used: f = 835 MHz; σ=0.89 mho/m; εr =41.68; ρ= 1000 kg/m³ ;
Phantom section: Flat Section; Input Power=18dBm

Ambient temperature (℃):21.4, Liquid temperature (℃): 21.1

SATIMO Configuration:
- Probe: SSE2; Calibrated: Dec. 02, 2022; Serial No.: SN 45/22 EPGO391
- Sensor-Surface: 4mm (Mechanical Surface Detection)
- Phantom: SAM twin phantom
- Measurement SW: OpenSAR V4_02_32

Configuration/System Check 835MHz Head/Area Scan: Measurement grid: dx=8mm, dy=8mm
Configuration/System Check 835MHz Head/Zoom Scan: Measurement grid: dx=8mm,dy=8mm, dz=5mm

SURFACE SAR	VOLUME SAR
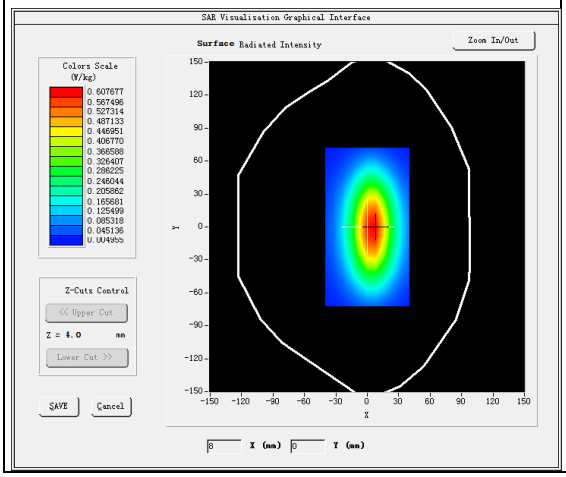	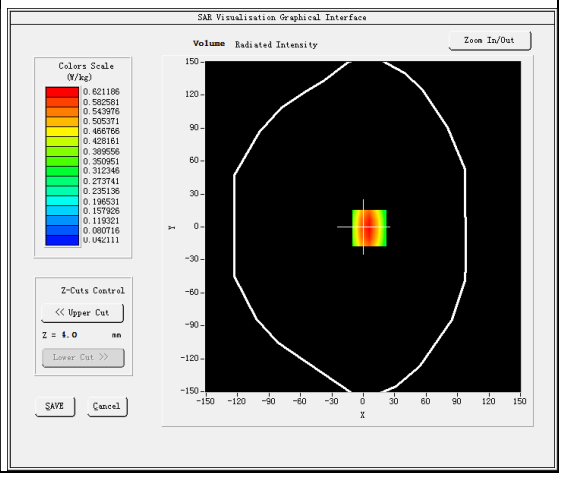

Maximum location: X=6.00, Y=-1.00
SAR Peak: 0.88 W/kg

SAR 10g (W/Kg)	0.376212
SAR 1g (W/Kg)	0.594579

Any report having not been signed by authorized approver, or having been altered without authorization, or having not been stamped by the "Dedicated Testing/Inspection Stamp" is deemed to be invalid. Copying or excerpting portion of, or altering the content of the report is not permitted without the written authorization of AGC. The test results presented in the report apply only to the tested sample. Any objections to report issued by AGC should be submitted to AGC within 15days after the issuance of the test report. Further enquiry of validity or verification of the test report should be addressed to AGC by agc01@agccert.com.

Z (mm)	0.00	4.00	9.00	14.00	19.00	24.00	29.00
SAR (W/Kg)	0.8872	0.6194	0.3965	0.2630	0.1758	0.1191	0.0816

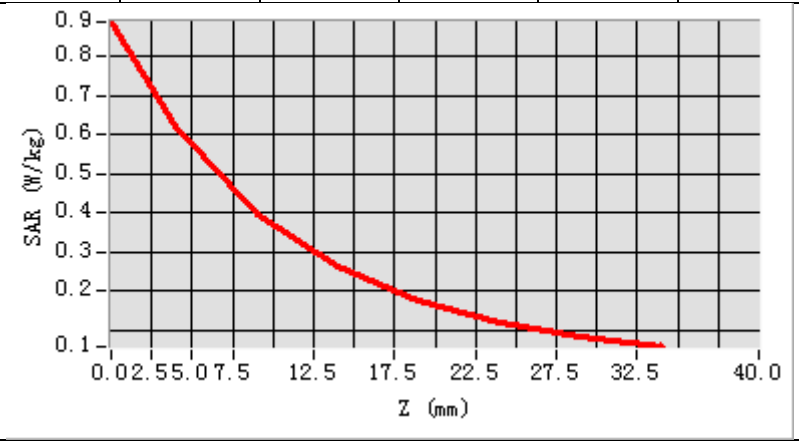

3D screen shot	Hot spot position
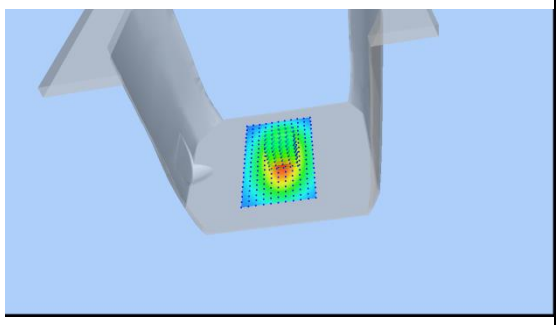	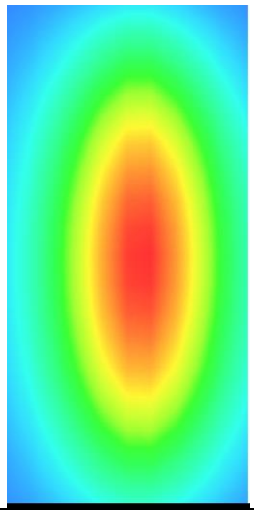

Any report having not been signed by authorized approver, or having been altered without authorization, or having not been stamped by the "Dedicated Testing/Inspection Stamp" is deemed to be invalid. Copying or excerpting portion of, or altering the content of the report is not permitted without the written authorization of AGC. The test results presented in the report apply only to the tested sample. Any objections to report issued by AGC should be submitted to AGC within 15days after the issuance of the test report. Further enquiry of validity or verification of the test report should be addressed to AGC by agc01@agccert.com.

Test Laboratory: AGC Lab **Date: Sep. 16, 2023**
System Check Head 1750MHz
DUT: Dipole 1800 MHz; Type: SID 1800
Communication System: CW; Communication System Band: D1700 (1750.0 MHz); Duty Cycle:1:1; Conv.F=2.39
Frequency: 1750 MHz; Medium parameters used: f = 1750MHz; σ=1.43 mho/m; εr =40.55; ρ= 1000 kg/m³ ;
Phantom section: Flat Section; Input Power=18dBm

Ambient temperature (℃): 20.5, Liquid temperature (℃): 20.2

SATIMO Configuration:
Probe: SSE2; Calibrated: Dec. 02, 2022; Serial No.: SN 45/22 EPGO391
- Sensor-Surface: 4mm (Mechanical Surface Detection)
- Phantom: SAM twin phantom
- Measurement SW: OpenSAR V4_02_32

Configuration/System Check 1750MHz Head/Area Scan: Measurement grid: dx=8mm,dy=8mm
Configuration/System Check 1750MHz Head/Zoom Scan: Measurement grid: dx=8mm,dy=8mm, dz=5mm

SURFACE SAR	VOLUME SAR
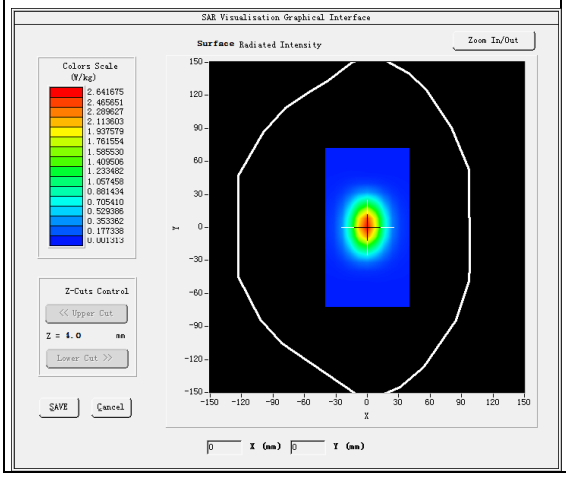	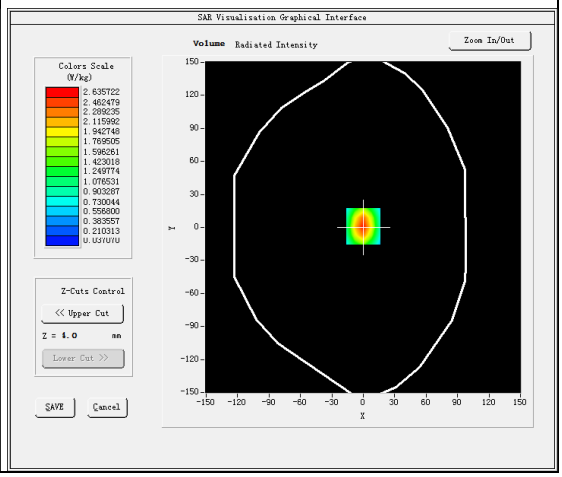

Maximum location: X=0.00, Y=1.00
SAR Peak: 4.24 W/kg

SAR 10g (W/Kg)	1.253788
SAR 1g (W/Kg)	2.478106

Any report having not been signed by authorized approver, or having been altered without authorization, or having not been stamped by the "Dedicated Testing/Inspection Stamp" is deemed to be invalid. Copying or excerpting portion of, or altering the content of the report is not permitted without the written authorization of AGC. The test results presented in the report apply only to the tested sample. Any objections to report issued by AGC should be submitted to AGC within 15days after the issuance of the test report. Further enquiry of validity or verification of the test report should be addressed to AGC by agc01@agccert.com.

Z (mm)	0.00	4.00	9.00	14.00	19.00	24.00	29.00
SAR (W/Kg)	4.2627	2.6369	1.4058	0.7752	0.4385	0.2443	0.1428

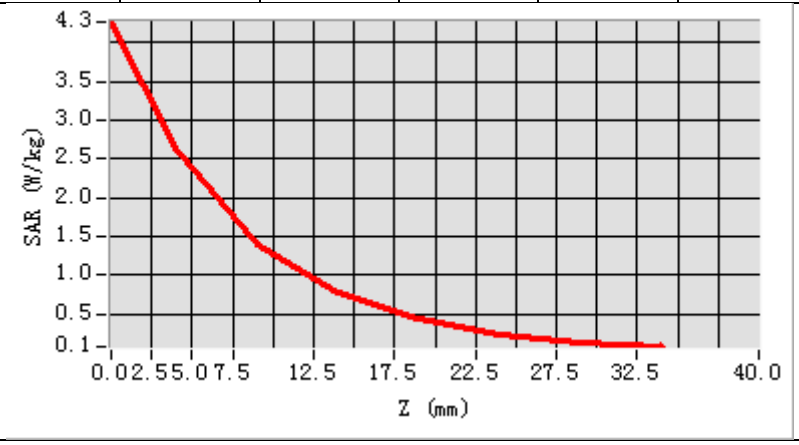

3D screen shot	Hot spot position
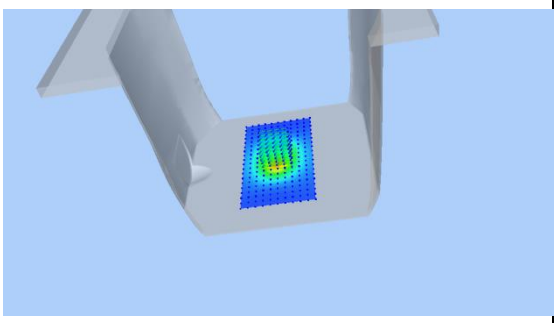	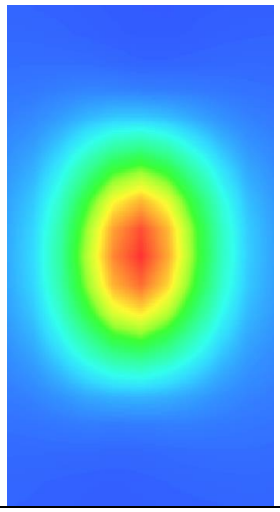

Any report having not been signed by authorized approver, or having been altered without authorization, or having not been stamped by the "Dedicated Testing/Inspection Stamp" is deemed to be invalid. Copying or excerpting portion of, or altering the content of the report is not permitted without the written authorization of AGC. The test results presented in the report apply only to the tested sample. Any objections to report issued by AGC should be submitted to AGC within 15days after the issuance of the test report. Further enquiry of validity or verification of the test report should be addressed to AGC by agc01@agccert.com.

Test Laboratory: AGC Lab **Date: Sep. 15, 2023**
System Check Head 1900MHz
DUT: Dipole 1900 MHz; Type: SID 1900
Communication System: CW; Communication System Band: D1900 (1900.0 MHz); Duty Cycle:1:1; Conv.F=2.32
Frequency: 1900 MHz; Medium parameters used: f = 1800 MHz; σ=1.43 mho/m; εr =39.98; ρ= 1000 kg/m³ ;
Phantom section: Flat Section; Input Power=18dBm

Ambient temperature (℃):20.8, Liquid temperature (℃): 20.5

SATIMO Configuration:
- Probe: SSE2; Calibrated: Dec. 02, 2022; Serial No.: SN 45/22 EPGO391
- Sensor-Surface: 4mm (Mechanical Surface Detection)
- Phantom: SAM twin phantom
- Measurement SW: OpenSAR V4_02_32

Configuration/System Check 1900MHz Head/Area Scan: Measurement grid: dx=8mm, dy=8mm
Configuration/System Check 1900MHz Head/Zoom Scan: Measurement grid: dx=8mm,dy=8mm, dz=5mm

SURFACE SAR	VOLUME SAR
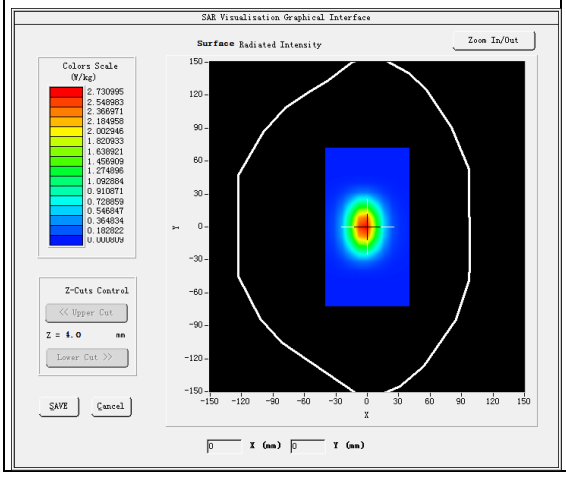	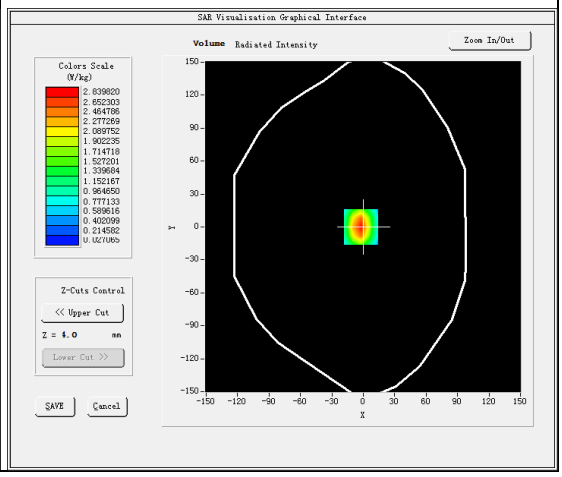

Maximum location: X=-2.00, Y=0.00
SAR Peak: 4.72 W/kg

SAR 10g (W/Kg)	1.295670
SAR 1g (W/Kg)	2.672912

Any report having not been signed by authorized approver, or having been altered without authorization, or having not been stamped by the "Dedicated Testing/Inspection Stamp" is deemed to be invalid. Copying or excerpting portion of, or altering the content of the report is not permitted without the written authorization of AGC. The test results presented in the report apply only to the tested sample. Any objections to report issued by AGC should be submitted to AGC within 15days after the issuance of the test report. Further enquiry of validity or verification of the test report should be addressed to AGC by agc01@agccert.com.

Z (mm)	0.00	4.00	9.00	14.00	19.00	24.00	29.00
SAR (W/Kg)	4.7279	2.8402	1.4376	0.7635	0.4074	0.2188	0.1178

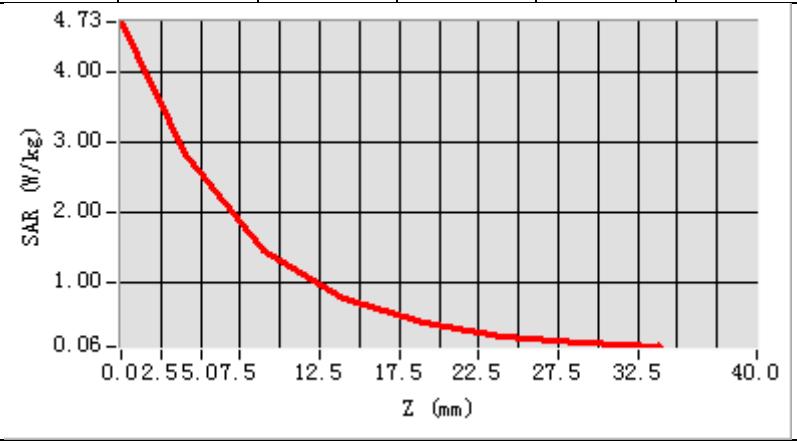

3D screen shot	Hot spot position
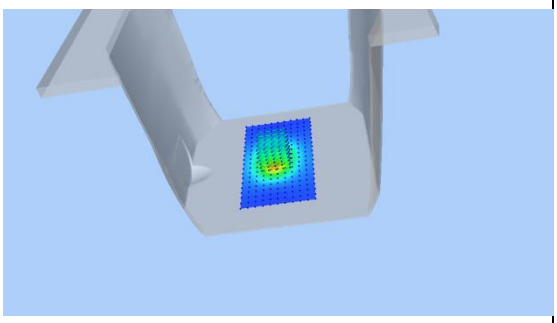	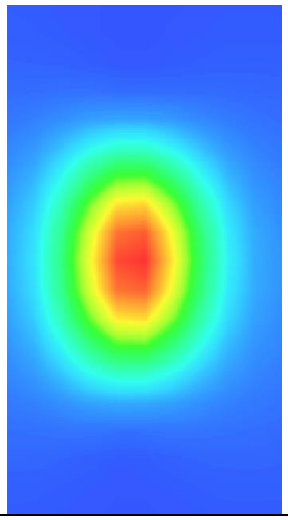

Any report having not been signed by authorized approver, or having been altered without authorization, or having not been stamped by the "Dedicated Testing/Inspection Stamp" is deemed to be invalid. Copying or excerpting portion of, or altering the content of the report is not permitted without the written authorization of AGC. The test results presented in the report apply only to the tested sample. Any objections to report issued by AGC should be submitted to AGC within 15days after the issuance of the test report. Further enquiry of validity or verification of the test report should be addressed to AGC by agc01@agccert.com.

Test Laboratory: AGC Lab **Date: Sep. 17, 2023**
System Check Head 2600MHz
DUT: Dipole 2600 MHz; Type: SID 2600
Communication System: CW; Communication System Band: D2600 (2600.0 MHz); Duty Cycle: 1:1; Conv.F=2.29
Frequency:2600 MHz; Medium parameters used: f = 2600 MHz; σ=1.99 mho/m; εr =38.67; ρ= 1000 kg/m³ ;
Phantom section: Flat Section; Input Power=18dBm
Ambient temperature (℃): 21.1, Liquid temperature (℃): 20.9

SATIMO Configuration:
- Probe: SSE2; Calibrated: Dec. 02, 2022; Serial No.: SN 45/22 EPGO391
- Sensor-Surface: 4mm (Mechanical Surface Detection)
- Phantom: SAM twin phantom
- Measurement SW: OpenSAR V4_02_32

Configuration/System Check 2600 Head/Area Scan: Measurement grid: dx=8mm,dy=8mm
Configuration/System Check 2600 Head/Zoom Scan: Measurement grid: dx=5mm,dy=5mm, dz=5mm

SURFACE SAR	VOLUME SAR
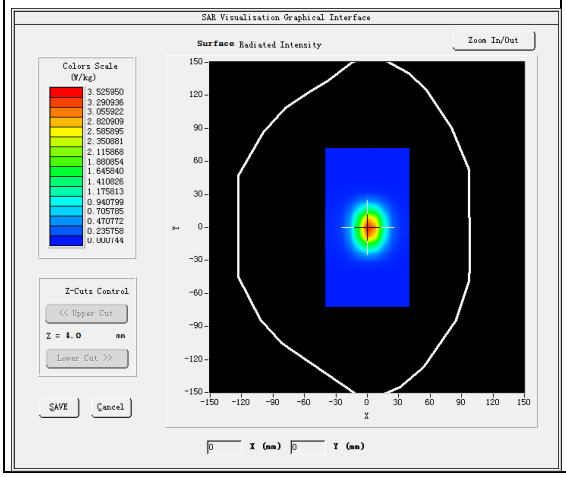	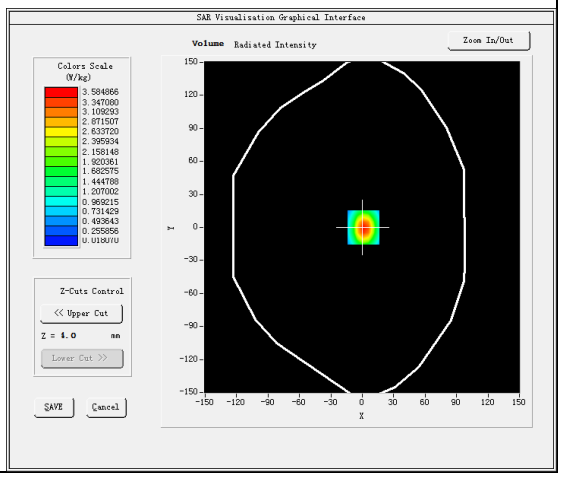

Maximum location: X=1.00, Y=0.00
SAR Peak: 6.21 W/kg

SAR 10g (W/Kg)	1.484096
SAR 1g (W/Kg)	3.313407

Any report having not been signed by authorized approver, or having been altered without authorization, or having not been stamped by the "Dedicated Testing/Inspection Stamp" is deemed to be invalid. Copying or excerpting portion of, or altering the content of the report is not permitted without the written authorization of AGC. The test results presented in the report apply only to the tested sample. Any objections to report issued by AGC should be submitted to AGC within 15days after the issuance of the test report. Further enquiry of validity or verification of the test report should be addressed to AGC by agc01@agccert.com.

Z (mm)	0.00	4.00	9.00	14.00	19.00	24.00	29.00
SAR (W/Kg)	6.2278	3.5838	1.6792	0.8145	0.3970	0.1986	0.0997

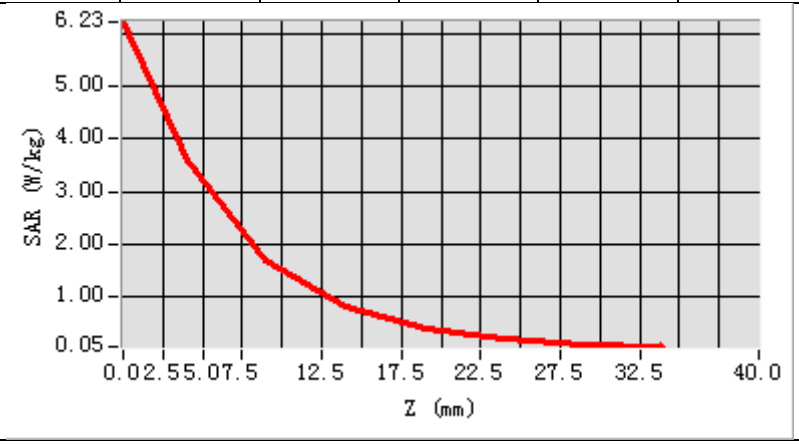

3D screen shot	Hot spot position
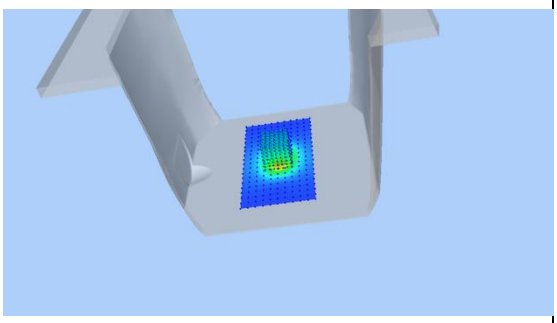	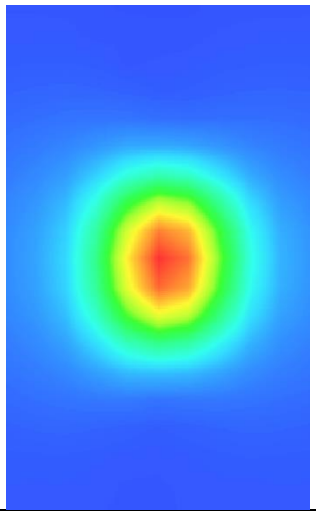

Any report having not been signed by authorized approver, or having been altered without authorization, or having not been stamped by the "Dedicated Testing/Inspection Stamp" is deemed to be invalid. Copying or excerpting portion of, or altering the content of the report is not permitted without the written authorization of AGC. The test results presented in the report apply only to the tested sample. Any objections to report issued by AGC should be submitted to AGC within 15days after the issuance of the test report. Further enquiry of validity or verification of the test report should be addressed to AGC by agc01@agccert.com.

APPENDIX B. SAR MEASUREMENT DATA

Test Laboratory: AGC Lab **Date: Sep. 19, 2023**

WCDMA Band Ⅴ Mid-Touch-Right (RMC)

DUT: 4G Feature Phone; Type: S10

Communication System: UMTS; Communication System Band: BAND V UTRA/FDD ; Duty Cycle:1: 1; Conv.F=1.85; Frequency: 836.4 MHz; Medium parameters used: f = 835MHz; σ=0.92 mho/m; εr =40.37; ρ= 1000 kg/m³ ; Phantom section: Right Section

Ambient temperature (℃): 21.4, Liquid temperature (℃): 21.1

SATIMO Configuration:

- Probe: SSE2; Calibrated: Dec. 02, 2022; Serial No.: SN 45/22 EPGO391
- Sensor-Surface: 4mm (Mechanical Surface Detection)
- Phantom: SAM twin phantom
- Measurement SW: OpenSAR V4_02_32

Configuration/ WCDMA Band V Mid-Touch-Right/Area Scan: Measurement grid: dx=8mm, dy=8mm
Configuration/ WCDMA Band V Mid-Touch-Right/Zoom Scan: Measurement grid: dx=8mm, dy=8mm, dz=5mm

Area Scan	dx=8mm dy=8mm, h= 5.00 mm
ZoomScan	5x5x7,dx=8mm dy=8mm dz=5mm,Complete
Phantom	Right head
Device Position	Cheek
Band	WCDMA Band V
Channels	Middle
Signal	CDMA (Crest factor: 1.0)

SURFACE SAR	VOLUME SAR
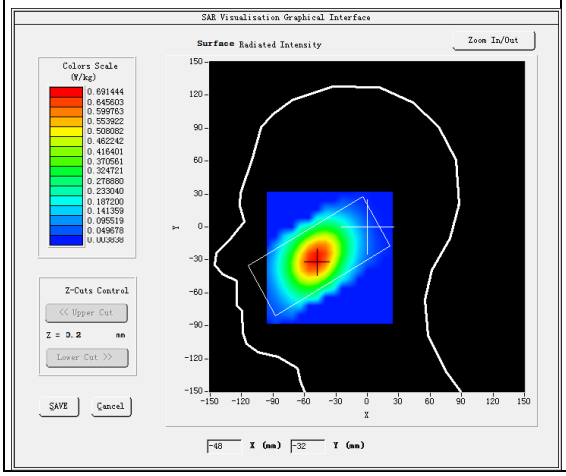	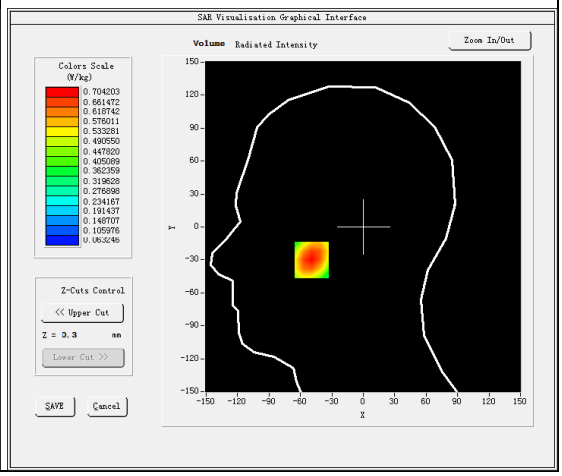

Maximum location: X=-49.00, Y=-30.00
SAR Peak: 0.90 W/kg

SAR 10g (W/Kg)	0.463254
SAR 1g (W/Kg)	0.676236

Any report having not been signed by authorized approver, or having been altered without authorization, or having not been stamped by the "Dedicated Testing/Inspection Stamp" is deemed to be invalid. Copying or excerpting portion of, or altering the content of the report is not permitted without the written authorization of AGC. The test results presented in the report apply only to the tested sample. Any objections to report issued by AGC should be submitted to AGC within 15days after the issuance of the test report. Further enquiry of validity or verification of the test report should be addressed to AGC by agc01@agccert.com.

Z (mm)	0.00	4.00	9.00	14.00	19.00	24.00	29.00
SAR (W/Kg)	0.9000	0.7042	0.5174	0.3843	0.2809	0.2074	0.1515

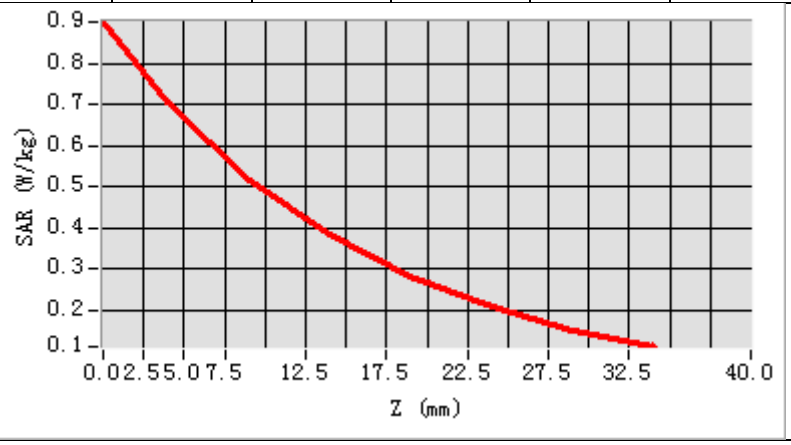

3D screen shot	Hot spot position
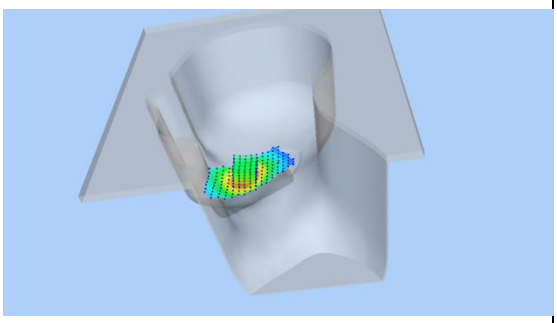	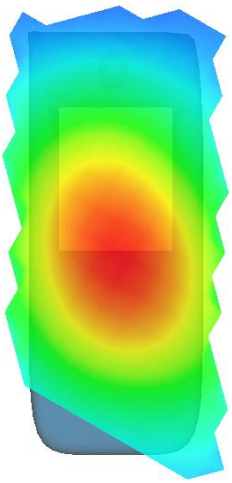

Any report having not been signed by authorized approver, or having been altered without authorization, or having not been stamped by the "Dedicated Testing/Inspection Stamp" is deemed to be invalid. Copying or excerpting portion of, or altering the content of the report is not permitted without the written authorization of AGC. The test results presented in the report apply only to the tested sample. Any objections to report issued by AGC should be submitted to AGC within 15days after the issuance of the test report. Further enquiry of validity or verification of the test report should be addressed to AGC by agc01@agccert.com.

Test Laboratory: AGC Lab **Date: Sep. 19, 2023**

WCDMA Band Ⅴ Mid-Body-Towards Grounds (RMC)

DUT: 4G Feature Phone; Type: S10

Communication System: UMTS; Communication System Band: BAND V UTRA/FDD; Duty Cycle:1: 1; Conv.F=1.85; Frequency: 836.4 MHz; Medium parameters used: f = 835MHz; σ= 0.92 mho/m; εr = 40.37; ρ= 1000 kg/m³ ; Phantom section: Flat Section

Ambient temperature (℃): 21.4, Liquid temperature (℃): 21.1

SATIMO Configuration:

- Probe: SSE2; Calibrated: Dec. 02, 2022; Serial No.: SN 45/22 EPGO391
- Sensor-Surface: 4mm (Mechanical Surface Detection)
- Phantom: SAM twin phantom
- Measurement SW: OpenSAR V4_02_32

Configuration/ WCDMA Band V Mid-Body-Back/Area Scan: Measurement grid: dx=8mm, dy=8mm
Configuration/ WCDMA Band V Mid-Body-Back/Zoom Scan: Measurement grid: dx=8mm,dy=8mm, dz=5mm;

Area Scan	surf_sam_plan.txt, h= 5.00 mm
ZoomScan	5x5x7,dx=8mm dy=8mm dz=5mm,Complete
Phantom	Validation plane
Device Position	Body Back
Band	WCDMA Band V
Channels	Middle
Signal	CDMA (Crest factor: 1.0)

SURFACE SAR	**VOLUME SAR**
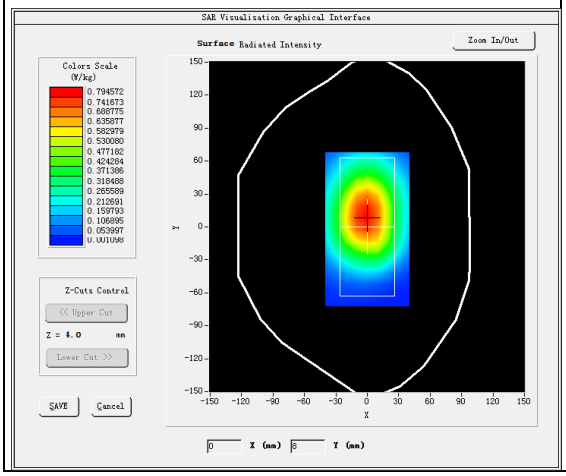	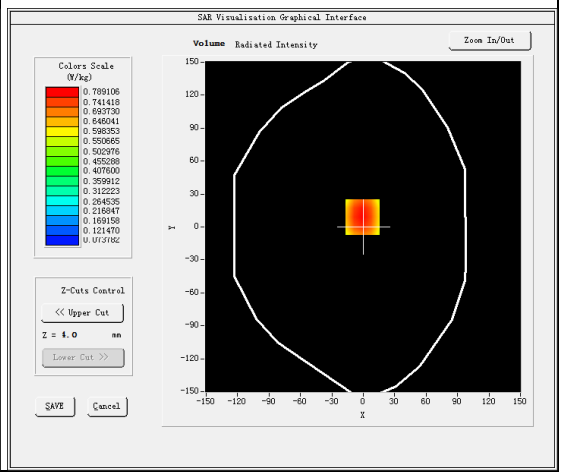

Maximum location: X=-1.00, Y=9.00
SAR Peak: 1.01 W/kg

SAR 10g (W/Kg)	0.531114
SAR 1g (W/Kg)	0.741370

Any report having not been signed by authorized approver, or having been altered without authorization, or having not been stamped by the "Dedicated Testing/Inspection Stamp" is deemed to be invalid. Copying or excerpting portion of, or altering the content of the report is not permitted without the written authorization of AGC. The test results presented in the report apply only to the tested sample. Any objections to report issued by AGC should be submitted to AGC within 15days after the issuance of the test report. Further enquiry of validity or verification of the test report should be addressed to AGC by agc01@agccert.com.

Z (mm)	0.00	4.00	9.00	14.00	19.00	24.00	29.00
SAR (W/Kg)	1.0081	0.7891	0.5779	0.4204	0.3058	0.2208	0.1597

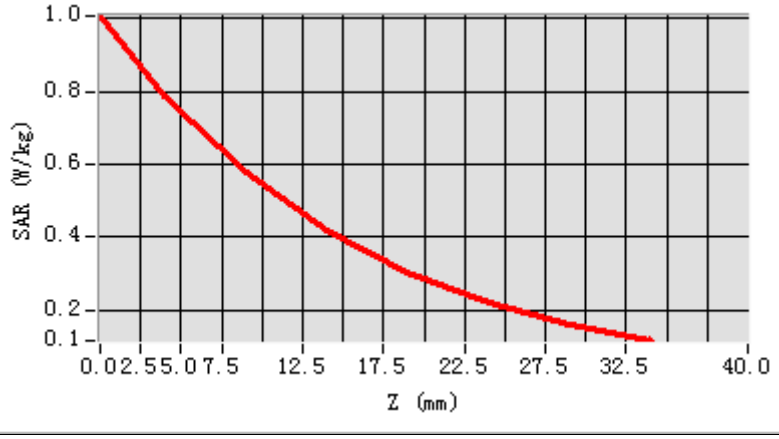

3D screen shot	Hot spot position
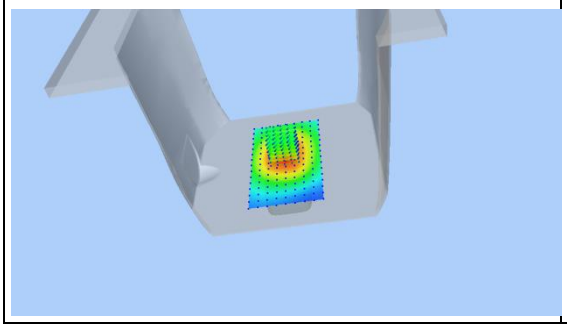	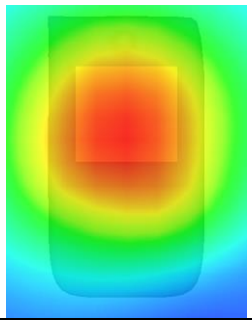

Any report having not been signed by authorized approver, or having been altered without authorization, or having not been stamped by the "Dedicated Testing/Inspection Stamp" is deemed to be invalid. Copying or excerpting portion of, or altering the content of the report is not permitted without the written authorization of AGC. The test results presented in the report apply only to the tested sample. Any objections to report issued by AGC should be submitted to AGC within 15days after the issuance of the test report. Further enquiry of validity or verification of the test report should be addressed to AGC by agc01@agccert.com.

Test Laboratory: AGC Lab **Date: Sep. 15, 2023**
LTE Band 2 Mid-Touch-Right (1 RB#0)
DUT: 4G Feature Phone; Type: S10

Communication System: LTE; Communication System Band: LTE Band 2; Duty Cycle:1:1; Conv.F=2.32;
Frequency:1880MHz; Medium parameters used: f =1900 MHz; σ= 1.38 mho/m; εr =40.67; ρ= 1000 kg/m³ ;
Phantom section: Right Section
Ambient temperature (℃): 20.8, Liquid temperature (℃): 20.5

SATIMO Configuration:
- Probe: SSE2; Calibrated: Dec. 02, 2022; Serial No.: SN 45/22 EPGO391
- Sensor-Surface: 4mm (Mechanical Surface Detection)
- Phantom: SAM twin phantom
- Measurement SW: OpenSAR V4_02_32

Configuration/ LTE Band 2 Mid- Touch-Right /Area Scan: Measurement grid: dx=8mm, dy=8mm
Configuration/ LTE Band 2 Mid- Touch-Right /Zoom Scan: Measurement grid: dx=8mm,dy=8mm, dz=5mm;

Area Scan	dx=8mm dy=8mm, h= 5.00 mm
Zoom Scan	5x5x7,dx=8mm dy=8mm dz=5mm
Phantom	Right head
Device Position	Cheek
Band	LTE Band 2
Channels	Middle
Signal	OFDM (Crest factor: 1.0)

SURFACE SAR	VOLUME SAR
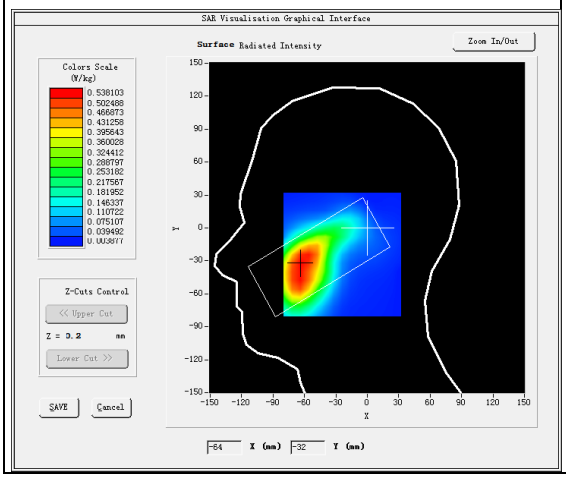	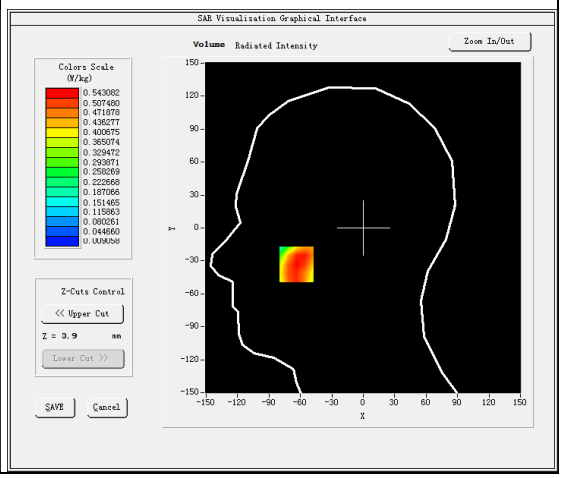

Maximum location: X=-64.00, Y=-33.00
SAR Peak: 0.81 W/kg

SAR 10g (W/Kg)	0.308117
SAR 1g (W/Kg)	0.525503

Z (mm)	0.00	4.00	9.00	14.00	19.00	24.00	29.00

Any report having not been signed by authorized approver, or having been altered without authorization, or having not been stamped by the "Dedicated Testing/Inspection Stamp" is deemed to be invalid. Copying or excerpting portion of, or altering the content of the report is not permitted without the written authorization of AGC. The test results presented in the report apply only to the tested sample. Any objections to report issued by AGC should be submitted to AGC within 15days after the issuance of the test report. Further enquiry of validity or verification of the test report should be addressed to AGC by agc01@agccert.com.

SAR (W/Kg)	0.7986	0.5431	0.3294	0.2105	0.1257	0.0768	0.0466

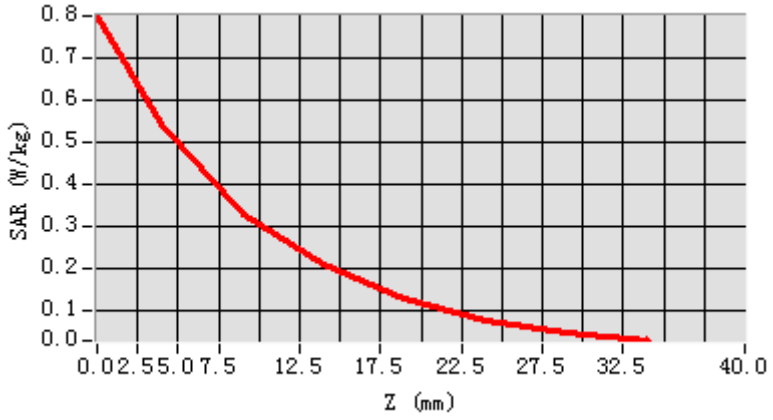

3D screen shot	Hot spot position
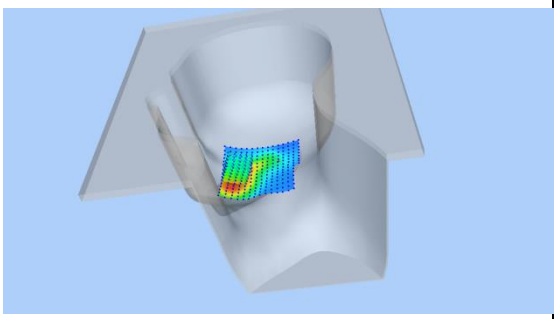	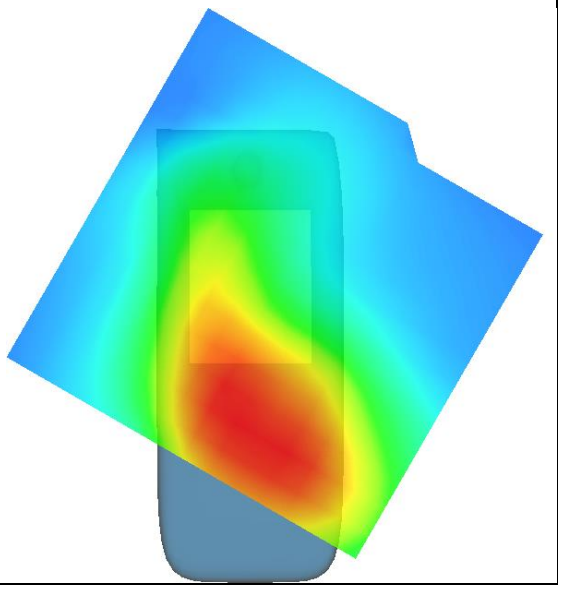

Any report having not been signed by authorized approver, or having been altered without authorization, or having not been stamped by the "Dedicated Testing/Inspection Stamp" is deemed to be invalid. Copying or excerpting portion of, or altering the content of the report is not permitted without the written authorization of AGC. The test results presented in the report apply only to the tested sample. Any objections to report issued by AGC should be submitted to AGC within 15days after the issuance of the test report. Further enquiry of validity or verification of the test report should be addressed to AGC by agc01@agccert.com.

Test Laboratory: AGC Lab **Date: Sep. 15, 2023**
LTE Band 2 High-Body-Back (1 RB#0)
DUT: 4G Feature Phone; Type: S10

Communication System: LTE; Communication System Band: LTE Band 2; Duty Cycle:1:1; Conv.F=2.32; Frequency:1900MHz; Medium parameters used: f = 1800 MHz; σ= 1.46 mho/m; εr =38.62; ρ= 1000 kg/m³ ;
Phantom section: Flat Section
Ambient temperature (℃): 20.8, Liquid temperature (℃): 20.5

SATIMO Configuration:
- Probe: SSE2; Calibrated: Dec. 02, 2022; Serial No.: SN 45/22 EPGO391
- Sensor-Surface: 4mm (Mechanical Surface Detection)
- Phantom: SAM twin phantom
- Measurement SW: OpenSAR V4_02_32

Configuration/ LTE Band 2 High -Body-Back/Area Scan: Measurement grid: dx=8mm, dy=8mm
Configuration/ LTE Band 2 High -Body-Back/Zoom Scan: Measurement grid: dx=8mm,dy=8mm, dz=5m;

Area Scan	surf_sam_plan.txt, h= 5.00 mm
Zoom Scan	5x5x7,dx=8mm dy=8mm dz=5mm
Phantom	Validation plane
Device Position	Body Back
Band	LTE Band 2
Channels	High
Signal	OFDM (Crest factor: 1.0)

SURFACE SAR	VOLUME SAR
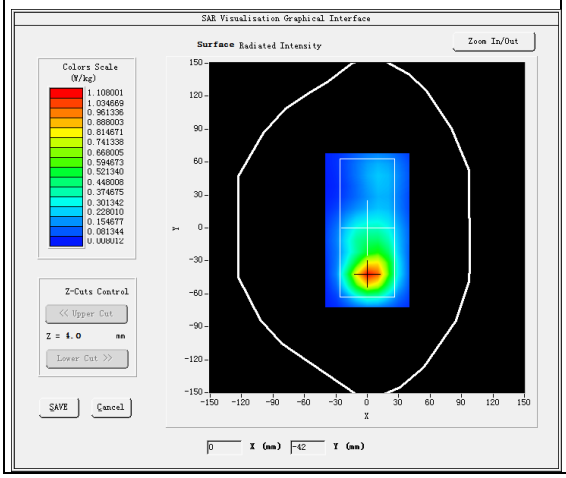	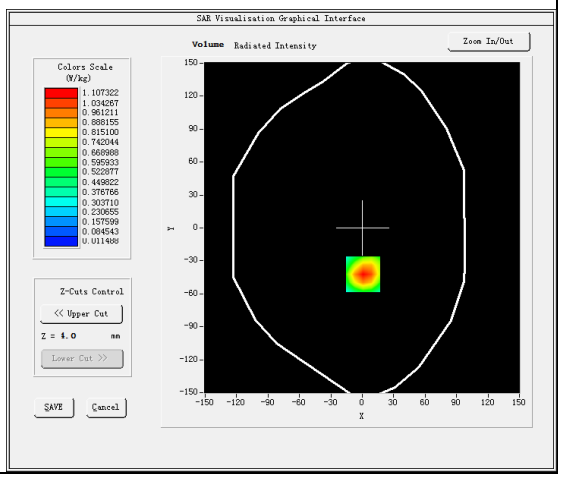

Maximum location: X=1.00, Y=-42.00
SAR Peak: 1.75 W/kg

SAR 10g (W/Kg)	0.550876
SAR 1g (W/Kg)	1.051677

Z (mm)	0.00	4.00	9.00	14.00	19.00	24.00	29.00

Any report having not been signed by authorized approver, or having been altered without authorization, or having not been stamped by the "Dedicated Testing/Inspection Stamp" is deemed to be invalid. Copying or excerpting portion of, or altering the content of the report is not permitted without the written authorization of AGC. The test results presented in the report apply only to the tested sample. Any objections to report issued by AGC should be submitted to AGC within 15days after the issuance of the test report. Further enquiry of validity or verification of the test report should be addressed to AGC by agc01@agccert.com.

SAR (W/Kg)	1.7498	1.1073	0.6054	0.3398	0.1871	0.1041	0.0574

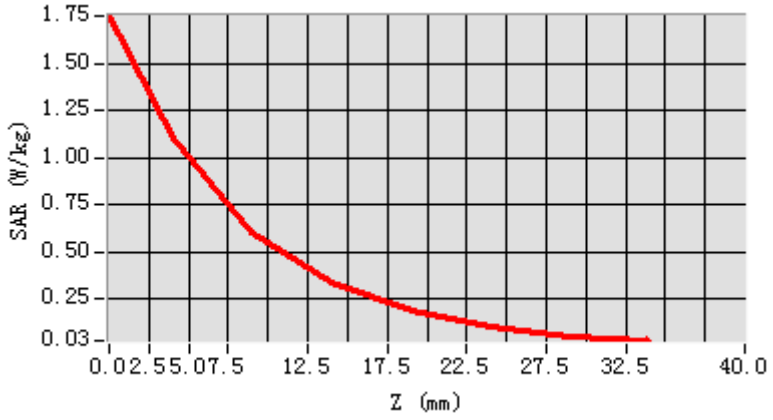

3D screen shot	Hot spot position
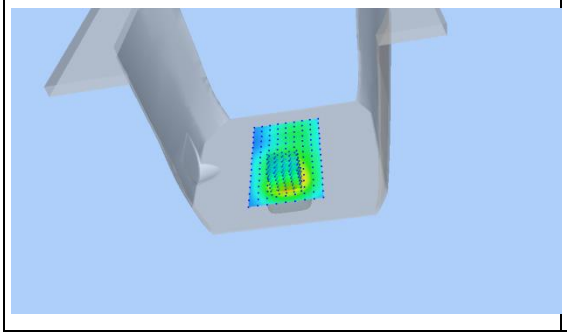	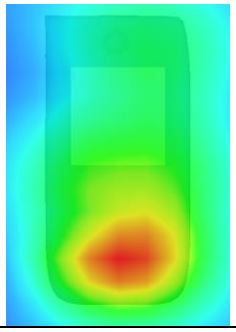

Any report having not been signed by authorized approver, or having been altered without authorization, or having not been stamped by the "Dedicated Testing/Inspection Stamp" is deemed to be invalid. Copying or excerpting portion of, or altering the content of the report is not permitted without the written authorization of AGC. The test results presented in the report apply only to the tested sample. Any objections to report issued by AGC should be submitted to AGC within 15days after the issuance of the test report. Further enquiry of validity or verification of the test report should be addressed to AGC by agc01@agccert.com.

Test Laboratory: AGC Lab **Date: Sep. 16, 2023**
LTE Band 4 Mid-Touch-Right (1 RB#0)
DUT: 4G Feature Phone; Type: S10

Communication System: LTE; Communication System Band: LTE Band 4; Duty Cycle:1:1; Conv.F=2.32;
Frequency:1732.5 MHz; Medium parameters used: f =1750 MHz; σ= 1.40 mho/m; εr =42.68; ρ= 1000 kg/m³ ;
Phantom section: Right Section
Ambient temperature (℃): 20.5, Liquid temperature (℃): 20.2

SATIMO Configuration:
- Probe: SSE2; Calibrated: Dec. 02, 2022; Serial No.: SN 45/22 EPGO391
- Sensor-Surface: 4mm (Mechanical Surface Detection)
- Phantom: SAM twin phantom
- Measurement SW: OpenSAR V4_02_32

Configuration/ LTE Band 4 Mid- Touch-Right /Area Scan: Measurement grid: dx=8mm, dy=8mm
Configuration/ LTE Band 4 Mid- Touch-Right /Zoom Scan: Measurement grid: dx=8mm,dy=8mm, dz=5mm;

Area Scan	dx=8mm dy=8mm, h= 5.00 mm
Zoom Scan	5x5x7,dx=8mm dy=8mm dz=5mm
Phantom	Right head
Device Position	Cheek
Band	LTE Band 4
Channels	Middle
Signal	OFDM (Crest factor: 1.0)

SURFACE SAR	VOLUME SAR
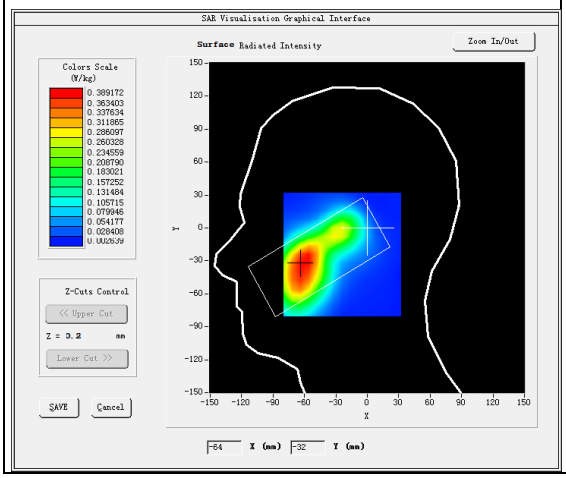	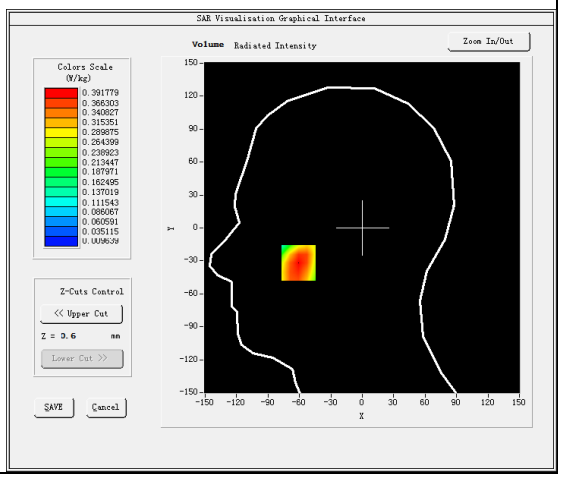

Maximum location: X=-61.00, Y=-32.00
SAR Peak: 0.57 W/kg

SAR 10g (W/Kg)	0.227277
SAR 1g (W/Kg)	0.375129

Z (mm)	0.00	4.00	9.00	14.00	19.00	24.00	29.00

Any report having not been signed by authorized approver, or having been altered without authorization, or having not been stamped by the "Dedicated Testing/Inspection Stamp" is deemed to be invalid. Copying or excerpting portion of, or altering the content of the report is not permitted without the written authorization of AGC. The test results presented in the report apply only to the tested sample. Any objections to report issued by AGC should be submitted to AGC within 15days after the issuance of the test report. Further enquiry of validity or verification of the test report should be addressed to AGC by agc01@agccert.com.

SAR (W/Kg)	0.5457	0.3918	0.2550	0.1655	0.1050	0.0657	0.0409

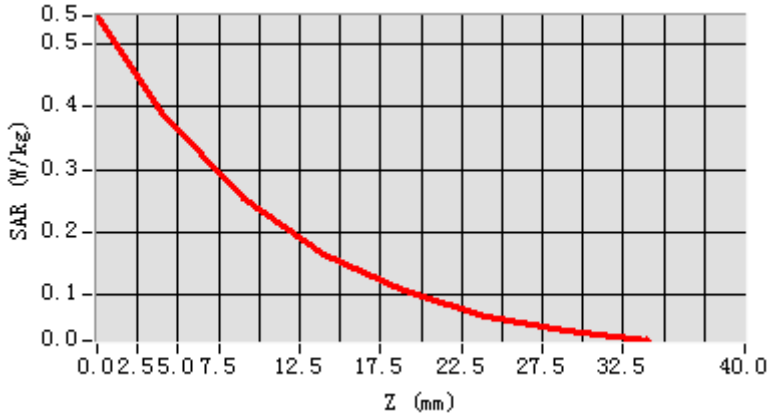

3D screen shot	Hot spot position
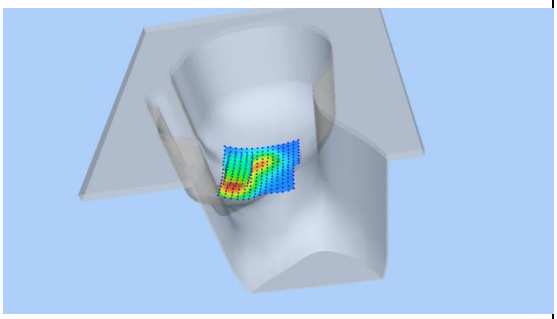	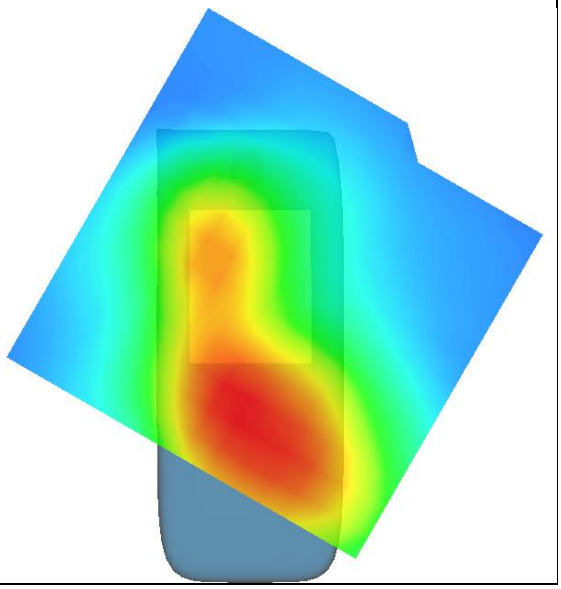

Any report having not been signed by authorized approver, or having been altered without authorization, or having not been stamped by the "Dedicated Testing/Inspection Stamp" is deemed to be invalid. Copying or excerpting portion of, or altering the content of the report is not permitted without the written authorization of AGC. The test results presented in the report apply only to the tested sample. Any objections to report issued by AGC should be submitted to AGC within 15days after the issuance of the test report. Further enquiry of validity or verification of the test report should be addressed to AGC by agc01@agccert.com.

Test Laboratory: AGC Lab **Date: Sep. 16, 2023**
LTE Band 4 Mid-Body-Back (1 RB#0)
DUT: 4G Feature Phone; Type: S10

Communication System: LTE; Communication System Band: LTE Band 4; Duty Cycle:1:1; Conv.F=2.32;
Frequency:1732.5 MHz; Medium parameters used: f = 1800 MHz; σ= 1.40 mho/m; εr =42.68; ρ= 1000 kg/m³ ;
Phantom section: Flat Section
Ambient temperature (℃): 20.5, Liquid temperature (℃): 20.2

SATIMO Configuration:
- Probe: SSE2; Calibrated: Dec. 02, 2022; Serial No.: SN 45/22 EPGO391
- Sensor-Surface: 4mm (Mechanical Surface Detection)
- Phantom: SAM twin phantom
- Measurement SW: OpenSAR V4_02_32

Configuration/ LTE Band 4 Mid-Body-Back/Area Scan: Measurement grid: dx=8mm, dy=8mm
Configuration/ LTE Band 4 Mid-Body-Back/Zoom Scan: Measurement grid: dx=8mm,dy=8mm, dz=5m;

Area Scan	surf_sam_plan.txt, h= 5.00 mm
Zoom Scan	5x5x7,dx=8mm dy=8mm dz=5mm
Phantom	Validation plane
Device Position	Body Back
Band	LTE Band 4
Channels	Middle
Signal	OFDM (Crest factor: 1.0)

SURFACE SAR	VOLUME SAR
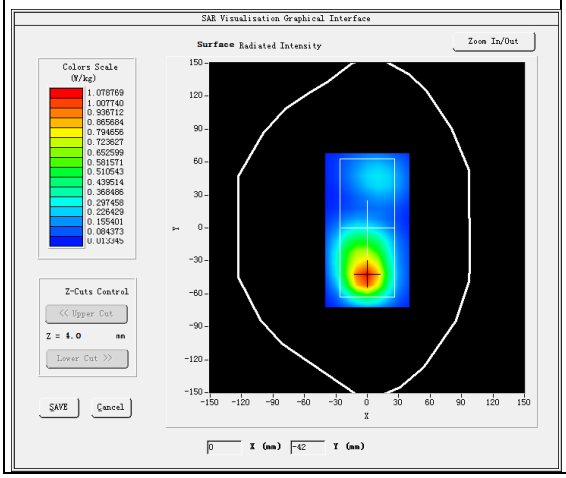	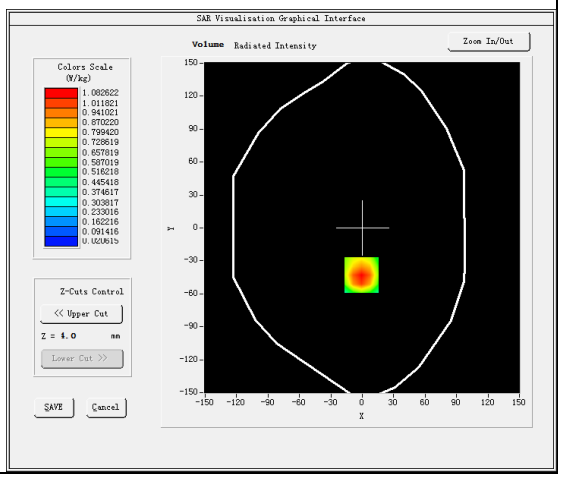

Maximum location: X=-1.00, Y=-43.00
SAR Peak: 1.71 W/kg

SAR 10g (W/Kg)	0.565062
SAR 1g (W/Kg)	1.047701

Z (mm)	0.00	4.00	9.00	14.00	19.00	24.00	29.00

Any report having not been signed by authorized approver, or having been altered without authorization, or having not been stamped by the "Dedicated Testing/Inspection Stamp" is deemed to be invalid. Copying or excerpting portion of, or altering the content of the report is not permitted without the written authorization of AGC. The test results presented in the report apply only to the tested sample. Any objections to report issued by AGC should be submitted to AGC within 15days after the issuance of the test report. Further enquiry of validity or verification of the test report should be addressed to AGC by agc01@agccert.com.

SAR (W/Kg)	1.6779	1.0826	0.6120	0.3527	0.2038	0.1193	0.0688

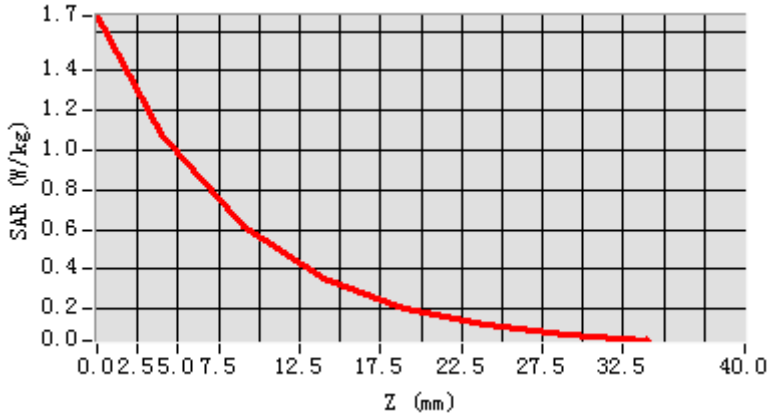

3D screen shot	Hot spot position
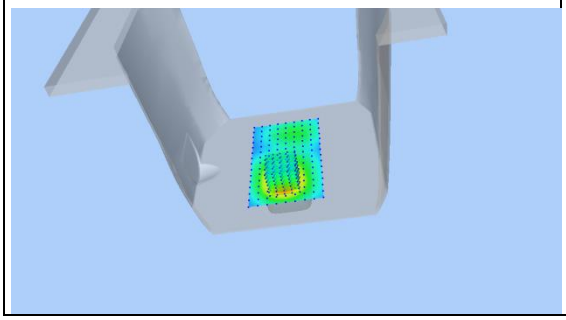	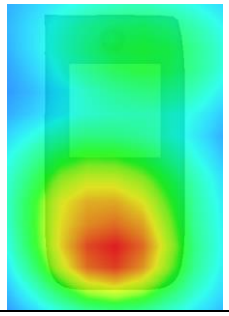

Any report having not been signed by authorized approver, or having been altered without authorization, or having not been stamped by the "Dedicated Testing/Inspection Stamp" is deemed to be invalid. Copying or excerpting portion of, or altering the content of the report is not permitted without the written authorization of AGC. The test results presented in the report apply only to the tested sample. Any objections to report issued by AGC should be submitted to AGC within 15days after the issuance of the test report. Further enquiry of validity or verification of the test report should be addressed to AGC by agc01@agccert.com.

Test Laboratory: AGC Lab **Date: Sep. 19, 2023**
LTE Band 5 Mid-Touch-Left (1 RB#0)
DUT: 4G Feature Phone; Type: S10

Communication System: LTE; Communication System Band: LTE Band 5; Duty Cycle:1:1; Conv.F=1.85
Frequency: 836.5 MHz; Medium parameters used: f = 835 MHz; σ=0.92 mho/m; εr =40.37; ρ= 1000 kg/m³ ;
Phantom section: Left Section
Ambient temperature (℃): 21.4, Liquid temperature (℃): 21.1

SATIMO Configuration:
Probe: SSE2; Calibrated: Dec. 02, 2022; Serial No.: SN 45/22 EPGO391
- Sensor-Surface: 4mm (Mechanical Surface Detection)
- Phantom: SAM twin phantom
- Measurement SW: OpenSAR V4_02_32

Configuration/ LTE Band 5 Mid- Touch-Left /Area Scan: Measurement grid: dx=8mm, dy=8mm
Configuration/ LTE Band 5 Mid- Touch-Left /Zoom Scan: Measurement grid: dx=8mm,dy=8mm, dz=5mm;

Area Scan	dx=8mm dy=8mm, h= 5.00 mm
Zoom Scan	5x5x7,dx=8mm dy=8mm dz=5mm
Phantom	Left head
Device Position	Cheek
Band	LTE Band 5
Channels	Middle
Signal	OFDM (Crest factor: 1.0)

SURFACE SAR	VOLUME SAR
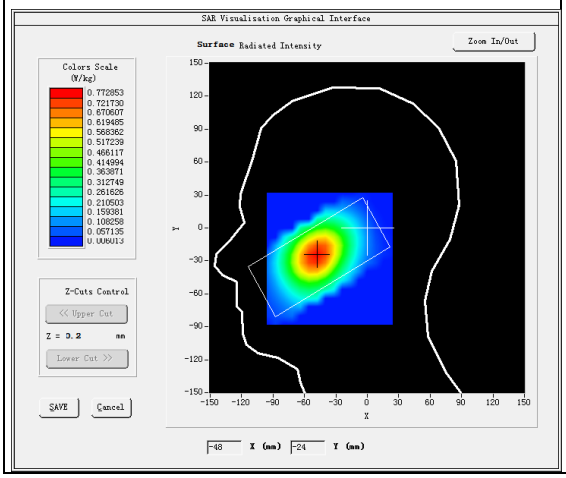	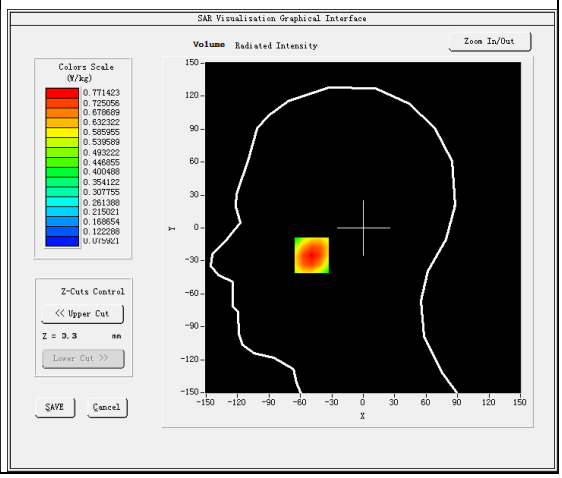

Maximum location: X=-49.00, Y=-25.00
SAR Peak: 0.99 W/kg

SAR 10g (W/Kg)	0.515351
SAR 1g (W/Kg)	0.744886

Any report having not been signed by authorized approver, or having been altered without authorization, or having not been stamped by the "Dedicated Testing/Inspection Stamp" is deemed to be invalid. Copying or excerpting portion of, or altering the content of the report is not permitted without the written authorization of AGC. The test results presented in the report apply only to the tested sample. Any objections to report issued by AGC should be submitted to AGC within 15days after the issuance of the test report. Further enquiry of validity or verification of the test report should be addressed to AGC by agc01@agccert.com.

Z (mm)	0.00	4.00	9.00	14.00	19.00	24.00	29.00
SAR (W/Kg)	0.9757	0.7714	0.5734	0.4299	0.3181	0.2339	0.1744

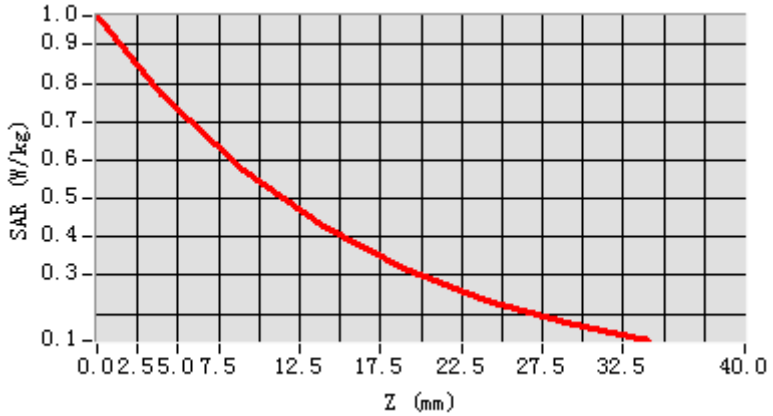

3D screen shot	Hot spot position
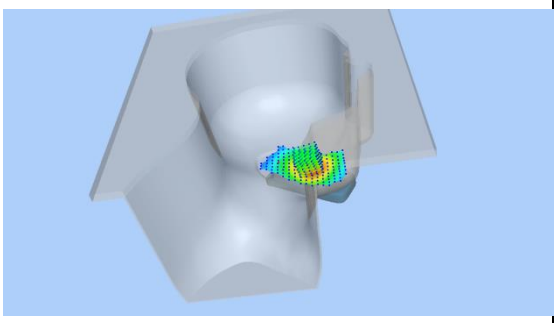	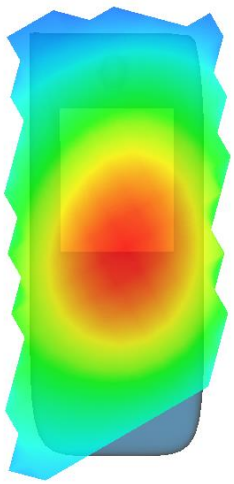

Any report having not been signed by authorized approver, or having been altered without authorization, or having not been stamped by the "Dedicated Testing/Inspection Stamp" is deemed to be invalid. Copying or excerpting portion of, or altering the content of the report is not permitted without the written authorization of AGC. The test results presented in the report apply only to the tested sample. Any objections to report issued by AGC should be submitted to AGC within 15days after the issuance of the test report. Further enquiry of validity or verification of the test report should be addressed to AGC by agc01@agccert.com.

Test Laboratory: AGC Lab **Date: Sep. 19, 2023**
LTE Band 5 Low-Body-Back (1 RB#0)
DUT: 4G Feature Phone; Type: S10

Communication System: LTE; Communication System Band: LTE Band 5; Duty Cycle:1:1; Conv.F=1.85
Frequency:829 MHz; Medium parameters used: f = 835 MHz; σ=0.86mho/m; εr =44.66; ρ= 1000 kg/m³ ;
Phantom section: Flat Section
Ambient temperature (℃): 21.4, Liquid temperature (℃): 21.1

SATIMO Configuration:
- Probe: SSE2; Calibrated: Dec. 02, 2022; Serial No.: SN 45/22 EPGO391
- Sensor-Surface: 4mm (Mechanical Surface Detection)
- Phantom: SAM twin phantom
- Measurement SW: OpenSAR V4_02_32

Configuration/ LTE Band 5 Low -Body-Back/Area Scan: Measurement grid: dx=8mm, dy=8mm
Configuration/ LTE Band 5 Low -Body-Back/Zoom Scan: Measurement grid: dx=8mm,dy=8mm, dz=5m;

Area Scan	surf_sam_plan.txt, h= 5.00 mm
Zoom Scan	5x5x7,dx=8mm dy=8mm dz=5mm
Phantom	Validation plane
Device Position	Body Back
Band	LTE Band 5
Channels	Low
Signal	OFDM (Crest factor: 1.0)

SURFACE SAR	VOLUME SAR
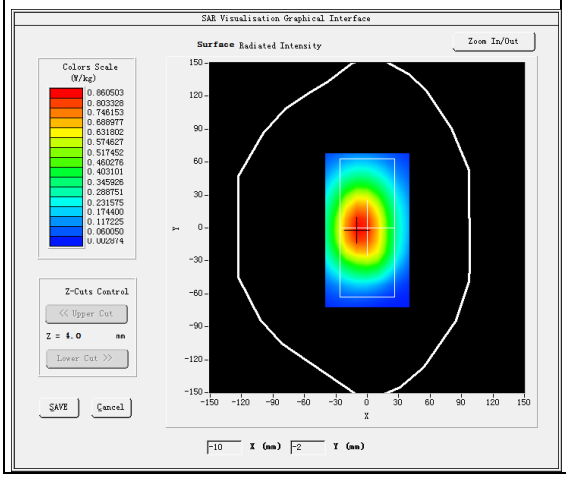	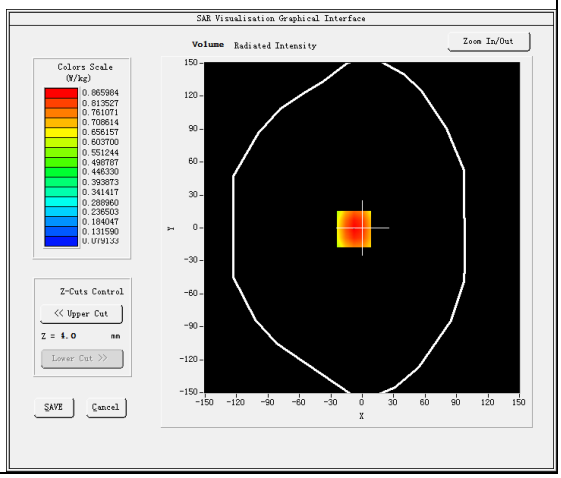

Maximum location: X=-8.00, Y=-1.00
SAR Peak: 1.11 W/kg

SAR 10g (W/Kg)	0.585325
SAR 1g (W/Kg)	0.836337

Z (mm)	0.00	4.00	9.00	14.00	19.00	24.00	29.00

Any report having not been signed by authorized approver, or having been altered without authorization, or having not been stamped by the "Dedicated Testing/Inspection Stamp" is deemed to be invalid. Copying or excerpting portion of, or altering the content of the report is not permitted without the written authorization of AGC. The test results presented in the report apply only to the tested sample. Any objections to report issued by AGC should be submitted to AGC within 15days after the issuance of the test report. Further enquiry of validity or verification of the test report should be addressed to AGC by agc01@agccert.com.

SAR (W/Kg)	1.1104	0.8660	0.6332	0.4643	0.3388	0.2474	0.1798

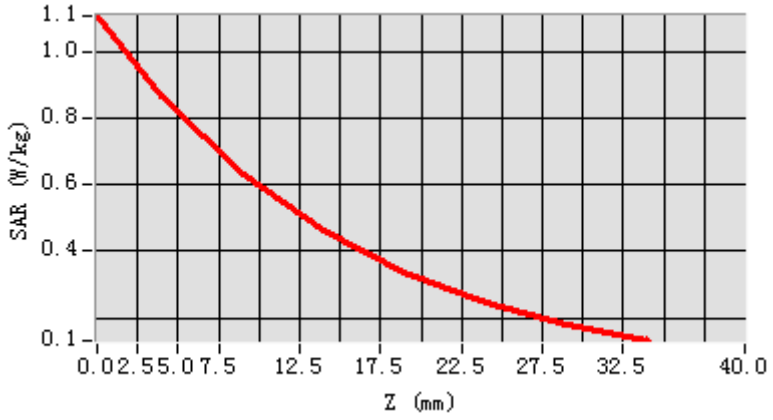

3D screen shot	Hot spot position
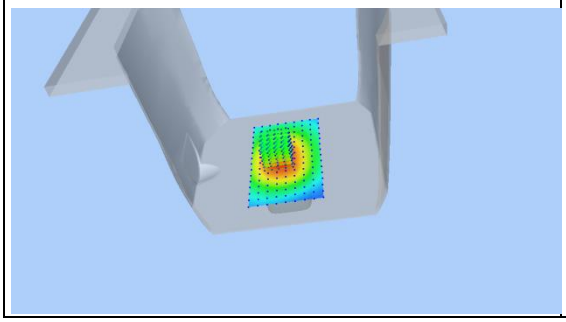	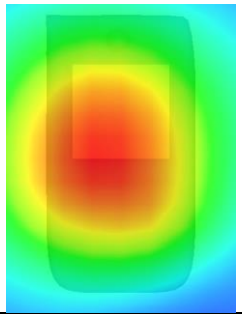

Any report having not been signed by authorized approver, or having been altered without authorization, or having not been stamped by the "Dedicated Testing/Inspection Stamp" is deemed to be invalid. Copying or excerpting portion of, or altering the content of the report is not permitted without the written authorization of AGC. The test results presented in the report apply only to the tested sample. Any objections to report issued by AGC should be submitted to AGC within 15days after the issuance of the test report. Further enquiry of validity or verification of the test report should be addressed to AGC by agc01@agccert.com.

Test Laboratory: AGC Lab **Date: Sep. 17, 2023**
LTE Band 7 Mid-Touch-Right (1RB#0)
DUT: 4G Feature Phone; Type: S10

Communication System: LTE; Communication System Band: LTE Band 7; Duty Cycle:1:1; Conv.F=2.29
Frequency: 2535MHz; Medium parameters used: f =2600 MHz; σ=1.96 mho/m; εr =39.96; ρ= 1000 kg/m³ ;
Phantom section: Right Section

Ambient temperature (℃): 21.1, Liquid temperature (℃): 20.9

SATIMO Configuration:
- Probe: SSE2; Calibrated: Dec. 02, 2022; Serial No.: SN 45/22 EPGO391
- Sensor-Surface: 4mm (Mechanical Surface Detection)
- Phantom: SAM twin phantom
- Measurement SW: OpenSAR V4_02_32

Configuration/ LTE BAND 7 Mid-Touch-Right/Area Scan: Measurement grid: dx=8mm, y=8mm
Configuration/ LTE BAND 7 Mid-Touch-Right/Zoom Scan: Measurement grid: dx=5mm, dy=5mm, dz=5mm

Area Scan	dx=8mm dy=8mm, h= 5.00 mm
ZoomScan	7x7x7,dx=5mm dy=5mm dz=5mm
Phantom	Right head
Device Position	Cheek
Band	LTE BAND 7
Channels	Middle
Signal	OFDM (Crest factor: 1.0)

SURFACE SAR	VOLUME SAR
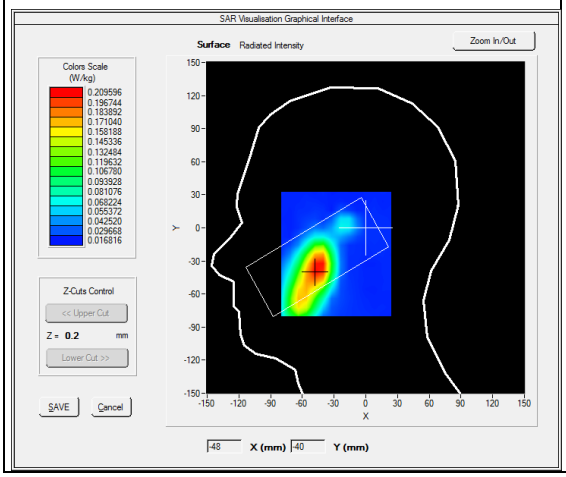	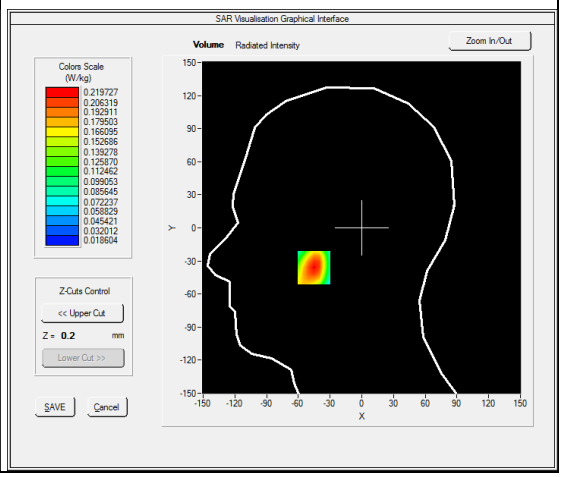

Maximum location: X=-45.00, Y=-36.00
SAR Peak: 0.34 W/kg

SAR 10g (W/Kg)	0.105180
SAR 1g (W/Kg)	0.201984

Z (mm)	0.00	4.00	9.00	14.00	19.00	24.00	29.00

Any report having not been signed by authorized approver, or having been altered without authorization, or having not been stamped by the "Dedicated Testing/Inspection Stamp" is deemed to be invalid. Copying or excerpting portion of, or altering the content of the report is not permitted without the written authorization of AGC. The test results presented in the report apply only to the tested sample. Any objections to report issued by AGC should be submitted to AGC within 15days after the issuance of the test report. Further enquiry of validity or verification of the test report should be addressed to AGC by agc01@agccert.com.

SAR (W/Kg)	0.3391	0.2197	0.1158	0.0563	0.0243	0.0216	0.0208

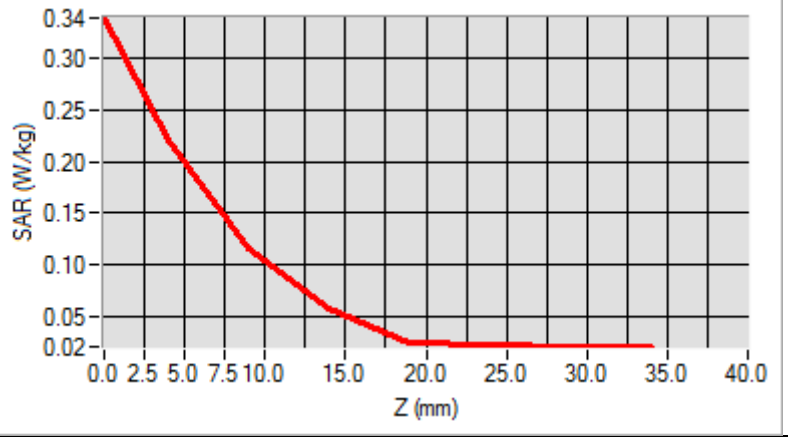

3D screen shot	Hot spot position
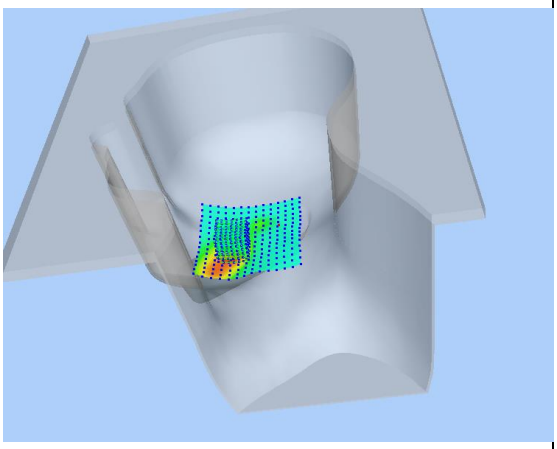	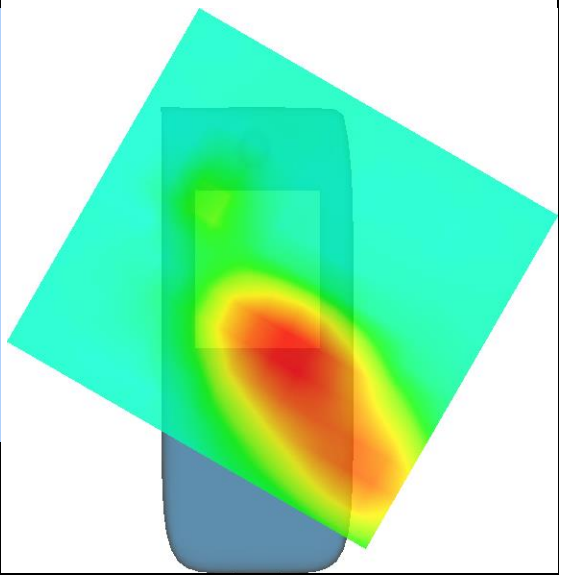

Any report having not been signed by authorized approver, or having been altered without authorization, or having not been stamped by the "Dedicated Testing/Inspection Stamp" is deemed to be invalid. Copying or excerpting portion of, or altering the content of the report is not permitted without the written authorization of AGC. The test results presented in the report apply only to the tested sample. Any objections to report issued by AGC should be submitted to AGC within 15days after the issuance of the test report. Further enquiry of validity or verification of the test report should be addressed to AGC by agc01@agccert.com.

Test Laboratory: AGC Lab **Date: Sep. 17, 2023**
LTE Band 7 Mid-Body-Back (1RB#0)
DUT: 4G Feature Phone; Type: S10

Communication System: LTE; Communication System Band: LTE Band 7; Duty Cycle:1:1; Conv.F=2.29
Frequency: 2535MHz; Medium parameters used: f =2600 MHz; σ=1.96 mho/m; εr =39.96; ρ= 1000 kg/m³ ;
Phantom section: Flat Section
Ambient temperature (℃): 21.1, Liquid temperature (℃): 20.9

SATIMO Configuration:
- Probe: SSE2; Calibrated: Dec. 02, 2022; Serial No.: SN 45/22 EPGO391
- Sensor-Surface: 4mm (Mechanical Surface Detection)
- Phantom: SAM twin phantom
- Measurement SW: OpenSAR V4_02_32

Configuration/ LTE BAND 7 Mid-Body-Back /Area Scan: Measurement grid: dx=10mm, y=10mm
Configuration/ LTE BAND 7 Mid-Body-Back /Zoom Scan: Measurement grid: dx=5mm, dy=5mm, dz=5mm

Area Scan	surf_sam_plan.txt, h= 5.00 mm
ZoomScan	7x7x7,dx=5mm dy=5mm dz=5mm
Phantom	Validation plane
Device Position	Body Back
Band	LTE BAND 7
Channels	Middle
Signal	OFDM (Crest factor: 1.0)

SURFACE SAR	VOLUME SAR
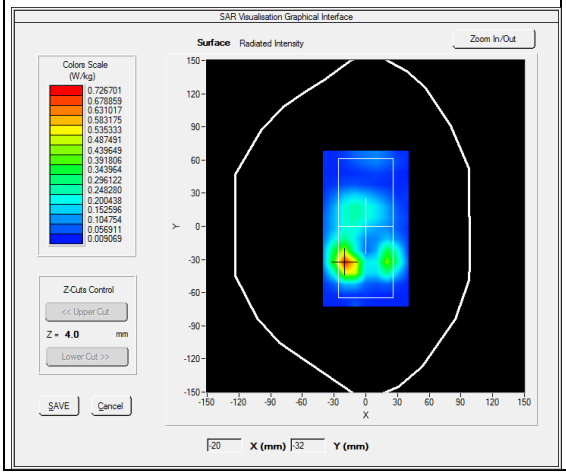	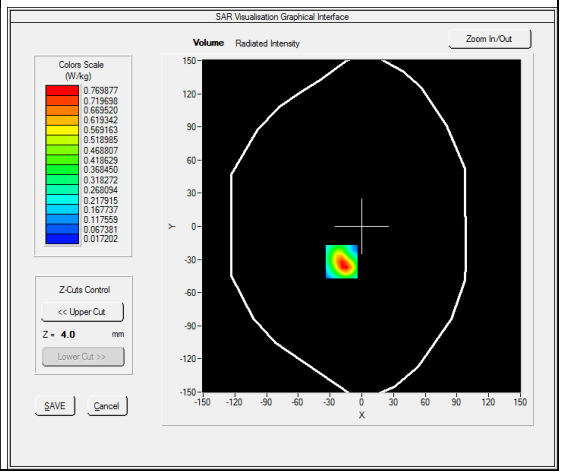

Maximum location: X=-19.00, Y=-32.00
SAR Peak: 1.43 W/kg

SAR 10g (W/Kg)	0.299662
SAR 1g (W/Kg)	0.727709

Z (mm)	0.00	4.00	9.00	14.00	19.00	24.00	29.00
SAR	1.5215	0.7699	0.2791	0.1402	0.0591	0.0362	0.0224

Any report having not been signed by authorized approver, or having been altered without authorization, or having not been stamped by the "Dedicated Testing/Inspection Stamp" is deemed to be invalid. Copying or excerpting portion of, or altering the content of the report is not permitted without the written authorization of AGC. The test results presented in the report apply only to the tested sample. Any objections to report issued by AGC should be submitted to AGC within 15days after the issuance of the test report. Further enquiry of validity or verification of the test report should be addressed to AGC by agc01@agccert.com.

(W/Kg)							

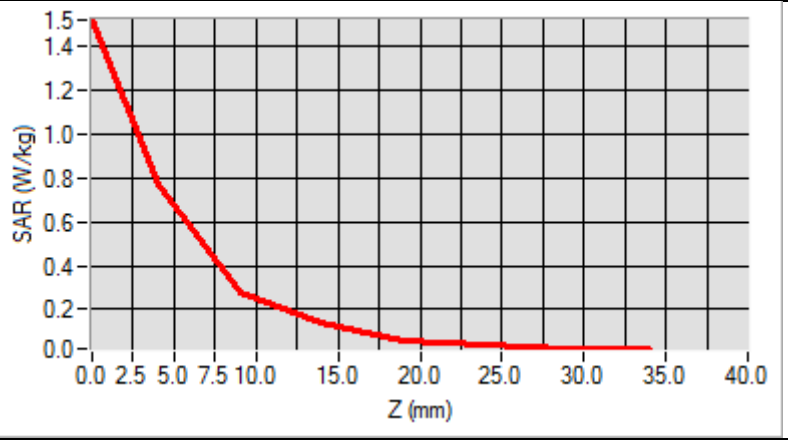

3D screen shot	Hot spot position
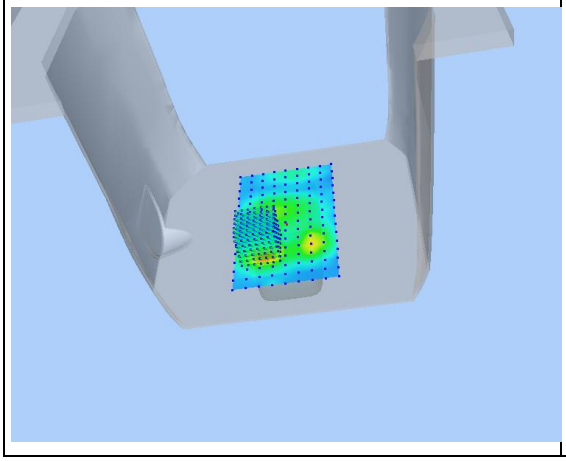	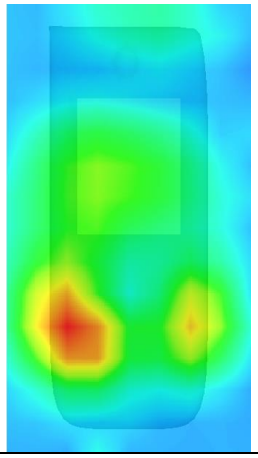

Any report having not been signed by authorized approver, or having been altered without authorization, or having not been stamped by the "Dedicated Testing/Inspection Stamp" is deemed to be invalid. Copying or excerpting portion of, or altering the content of the report is not permitted without the written authorization of AGC. The test results presented in the report apply only to the tested sample. Any objections to report issued by AGC should be submitted to AGC within 15days after the issuance of the test report. Further enquiry of validity or verification of the test report should be addressed to AGC by agc01@agccert.com.

Test Laboratory: AGC Lab **Date: Sep. 18, 2023**
LTE Band 12 Mid-Touch-Right (1 RB#0)
DUT: 4G Feature Phone; Type: S10

Communication System: LTE; Communication System Band: LTE Band 12; Duty Cycle:1:1; Conv.F=2.10
Frequency: 707.5 MHz; Medium parameters used: f = 750 MHz; σ=0.87 mho/m; εr =43.92; ρ= 1000 kg/m³ ;
Phantom section: Right Section
Ambient temperature (℃): 21.7, Liquid temperature (℃): 21.5

SATIMO Configuration:
- Probe: SSE2; Calibrated: Dec. 02, 2022; Serial No.: SN 45/22 EPGO391
- Sensor-Surface: 4mm (Mechanical Surface Detection)
- Phantom: SAM twin phantom
- Measurement SW: OpenSAR V4_02_32

Configuration/ LTE Band 12 Mid- Touch-Right /Area Scan: Measurement grid: dx=8mm, dy=8mm
Configuration/ LTE Band 12 Mid- Touch-Right /Zoom Scan: Measurement grid: dx=8mm,dy=8mm, dz=5mm;

Area Scan	dx=8mm dy=8mm, h= 5.00 mm
Zoom Scan	5x5x7,dx=8mm dy=8mm dz=5mm
Phantom	Right head
Device Position	Cheek
Band	LTE Band 12
Channels	Middle
Signal	OFDM (Crest factor: 1.0)

SURFACE SAR	VOLUME SAR
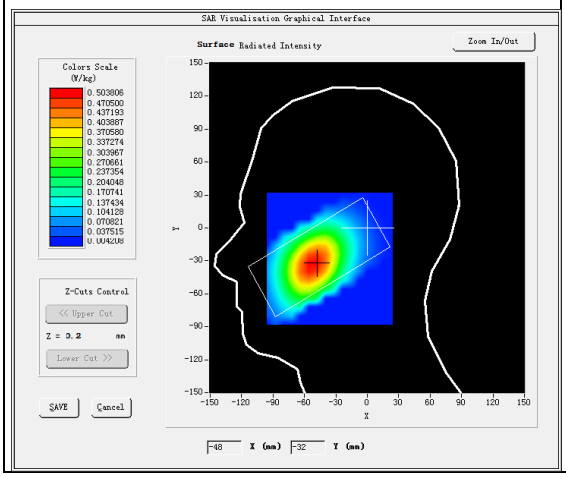	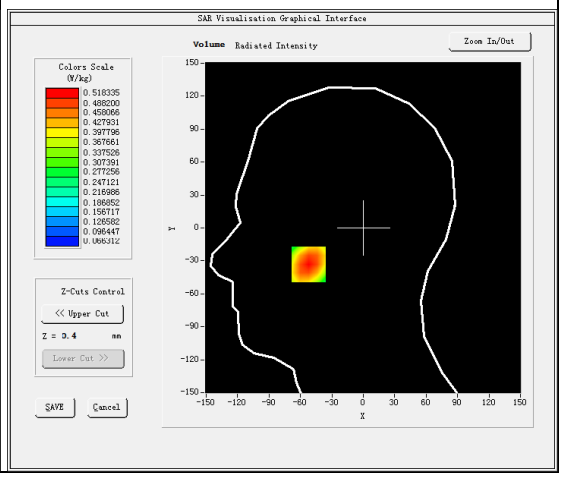

Maximum location: X=-52.00, Y=-33.00
SAR Peak: 0.65 W/kg

SAR 10g (W/Kg)	0.365246
SAR 1g (W/Kg)	0.510947

Z (mm)	0.00	4.00	9.00	14.00	19.00	24.00	29.00

Any report having not been signed by authorized approver, or having been altered without authorization, or having not been stamped by the "Dedicated Testing/Inspection Stamp" is deemed to be invalid. Copying or excerpting portion of, or altering the content of the report is not permitted without the written authorization of AGC. The test results presented in the report apply only to the tested sample. Any objections to report issued by AGC should be submitted to AGC within 15days after the issuance of the test report. Further enquiry of validity or verification of the test report should be addressed to AGC by agc01@agccert.com.

SAR (W/Kg)	0.6556	0.5183	0.3953	0.3107	0.2434	0.1892	0.1437

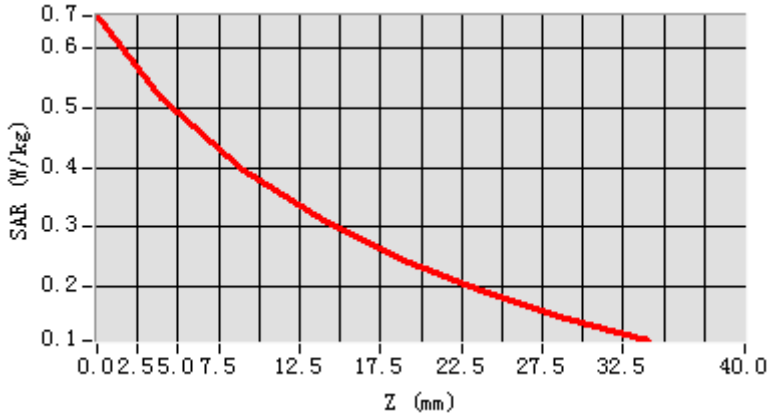

3D screen shot	Hot spot position
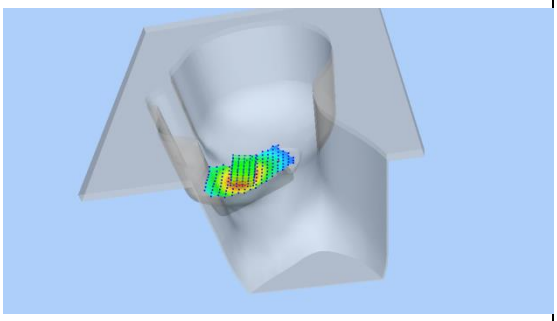	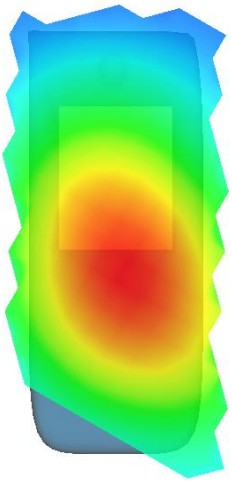

Any report having not been signed by authorized approver, or having been altered without authorization, or having not been stamped by the "Dedicated Testing/Inspection Stamp" is deemed to be invalid. Copying or excerpting portion of, or altering the content of the report is not permitted without the written authorization of AGC. The test results presented in the report apply only to the tested sample. Any objections to report issued by AGC should be submitted to AGC within 15days after the issuance of the test report. Further enquiry of validity or verification of the test report should be addressed to AGC by agc01@agccert.com.

Test Laboratory: AGC Lab **Date: Sep. 18, 2023**
LTE Band 12 Mid-Body-Back (1 RB#0)
DUT: 4G Feature Phone; Type: S10

Communication System: LTE; Communication System Band: LTE Band 12; Duty Cycle:1:1; Conv.F=2.10;
Frequency: 707.5 MHz; Medium parameters used: f = 750 MHz; σ=0.87 mho/m; εr =43.92; ρ= 1000 kg/m³ ;
Phantom section: Flat Section
Ambient temperature (℃): 21.7, Liquid temperature (℃): 21.5

SATIMO Configuration:
- Probe: SSE2; Calibrated: Dec. 02, 2022; Serial No.: SN 45/22 EPGO391
- Sensor-Surface: 4mm (Mechanical Surface Detection)
- Phantom: SAM twin phantom
- Measurement SW: OpenSAR V4_02_32

Configuration/ LTE Band 12 Mid-Body-Back/Area Scan: Measurement grid: dx=8mm, dy=8mm
Configuration/ LTE Band 12 Mid-Body-Back/Zoom Scan: Measurement grid: dx=8mm,dy=8mm, dz=5m;

Area Scan	surf_sam_plan.txt, h= 5.00 mm
Zoom Scan	5x5x7,dx=8mm dy=8mm dz=5mm
Phantom	Validation plane
Device Position	Body Back
Band	LTE Band 12
Channels	Middle
Signal	OFDM (Crest factor: 1.0)

SURFACE SAR	VOLUME SAR
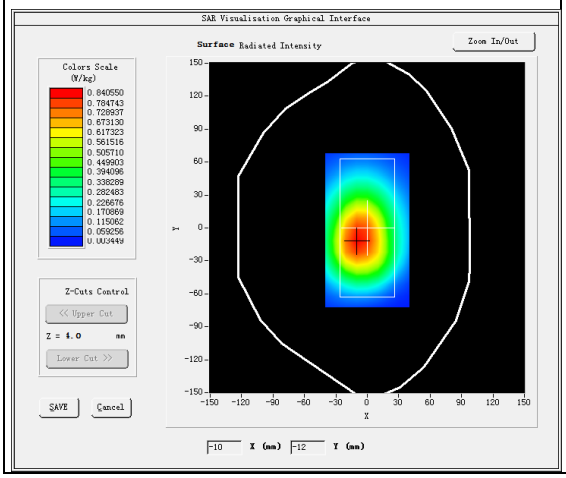	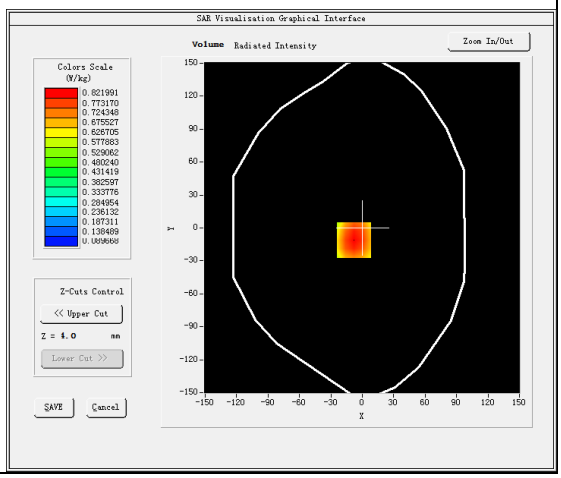

Maximum location: X=-8.00, Y=-11.00
SAR Peak: 1.03 W/kg

SAR 10g (W/Kg)	0.578755
SAR 1g (W/Kg)	0.808842

Z (mm)	0.00	4.00	9.00	14.00	19.00	24.00	29.00

Any report having not been signed by authorized approver, or having been altered without authorization, or having not been stamped by the "Dedicated Testing/Inspection Stamp" is deemed to be invalid. Copying or excerpting portion of, or altering the content of the report is not permitted without the written authorization of AGC. The test results presented in the report apply only to the tested sample. Any objections to report issued by AGC should be submitted to AGC within 15days after the issuance of the test report. Further enquiry of validity or verification of the test report should be addressed to AGC by agc01@agccert.com.

SAR (W/Kg)	1.0256	0.8220	0.6188	0.4645	0.3479	0.2626	0.1985

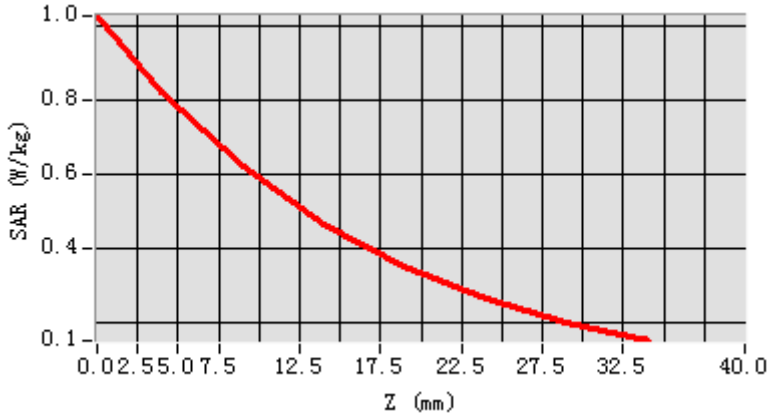

3D screen shot	Hot spot position
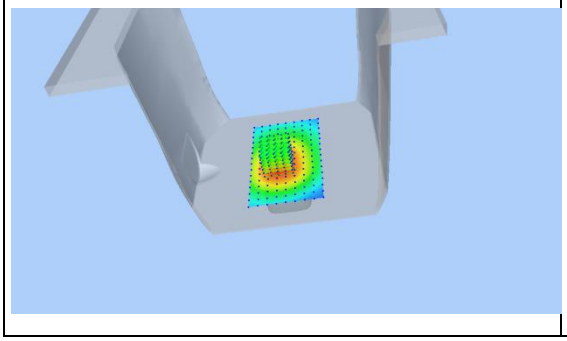	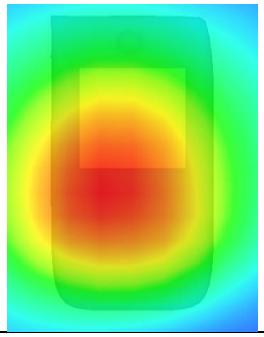

Any report having not been signed by authorized approver, or having been altered without authorization, or having not been stamped by the "Dedicated Testing/Inspection Stamp" is deemed to be invalid. Copying or excerpting portion of, or altering the content of the report is not permitted without the written authorization of AGC. The test results presented in the report apply only to the tested sample. Any objections to report issued by AGC should be submitted to AGC within 15days after the issuance of the test report. Further enquiry of validity or verification of the test report should be addressed to AGC by agc01@agccert.com.

Test Laboratory: AGC Lab **Date: Sep. 18, 2023**
LTE Band 13 Mid-Touch-Left (1 RB#0)
DUT: 4G Feature Phone; Type: S10

Communication System: LTE; Communication System Band: LTE Band 13; Duty Cycle:1:1; Conv.F=2.10
Frequency: 782 MHz; Medium parameters used: f = 750 MHz; σ=0.93 mho/m; εr =41.32; ρ= 1000 kg/m³ ;
Phantom section: Left Section
Ambient temperature (℃): 21.7, Liquid temperature (℃): 21.5

SATIMO Configuration:
- Probe: SSE2; Calibrated: Dec. 02, 2022; Serial No.: SN 45/22 EPGO391
- Sensor-Surface: 4mm (Mechanical Surface Detection)
- Phantom: SAM twin phantom
- Measurement SW: OpenSAR V4_02_32

Configuration/ LTE Band 13 Mid- Touch-Left /Area Scan: Measurement grid: dx=8mm, dy=8mm
Configuration/ LTE Band 13 Mid- Touch-Left /Zoom Scan: Measurement grid: dx=8mm,dy=8mm, dz=5mm;

Area Scan	dx=8mm dy=8mm, h= 5.00 mm
Zoom Scan	5x5x7,dx=8mm dy=8mm dz=5mm
Phantom	Left head
Device Position	Cheek
Band	LTE Band 13
Channels	Middle
Signal	OFDM (Crest factor: 1.0)

SURFACE SAR	VOLUME SAR
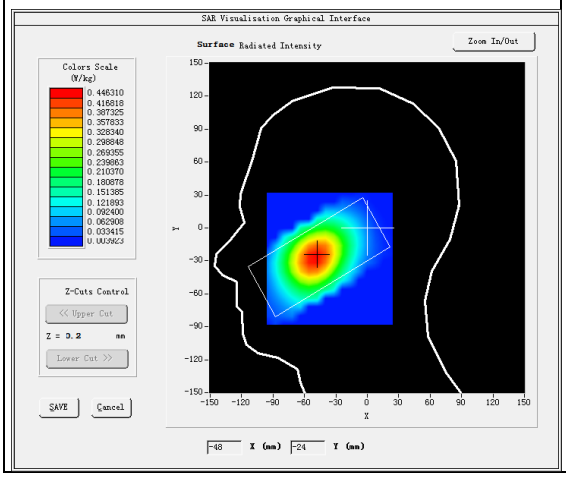	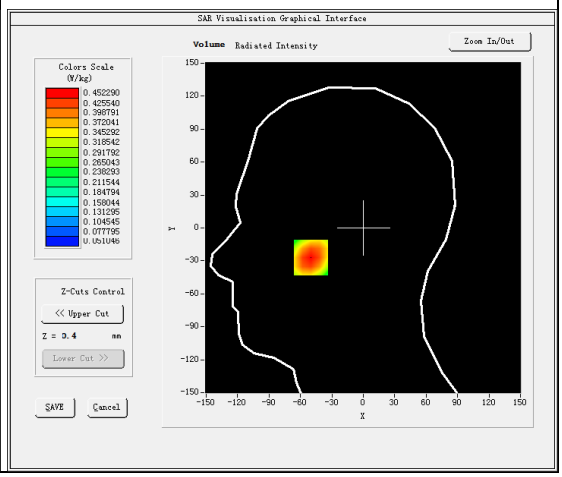

Maximum location: X=-50.00, Y=-27.00
SAR Peak: 0.57 W/kg

SAR 10g (W/Kg)	0.308546
SAR 1g (W/Kg)	0.436487

Z (mm)	0.00	4.00	9.00	14.00	19.00	24.00	29.00

Any report having not been signed by authorized approver, or having been altered without authorization, or having not been stamped by the "Dedicated Testing/Inspection Stamp" is deemed to be invalid. Copying or excerpting portion of, or altering the content of the report is not permitted without the written authorization of AGC. The test results presented in the report apply only to the tested sample. Any objections to report issued by AGC should be submitted to AGC within 15days after the issuance of the test report. Further enquiry of validity or verification of the test report should be addressed to AGC by agc01@agccert.com.

SAR (W/Kg)	0.5698	0.4523	0.3412	0.2604	0.1987	0.1521	0.1150

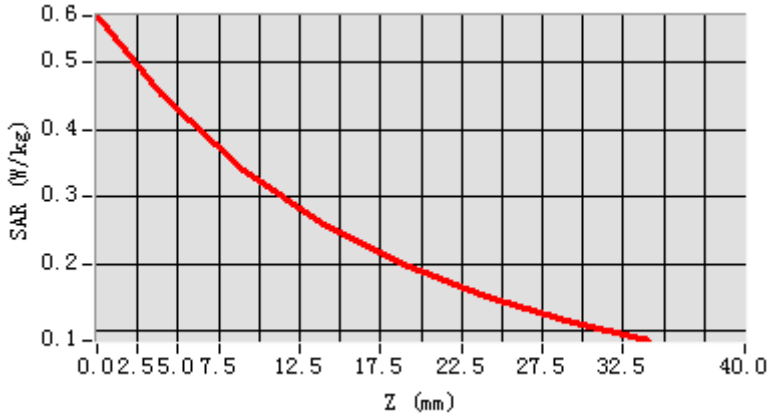

3D screen shot	Hot spot position
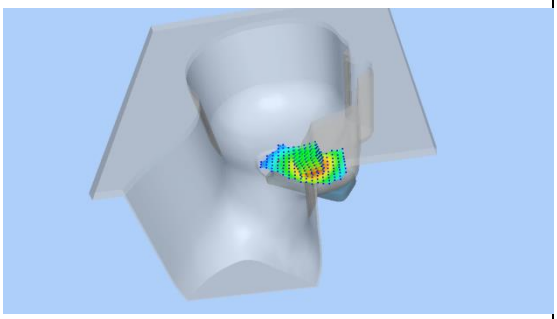	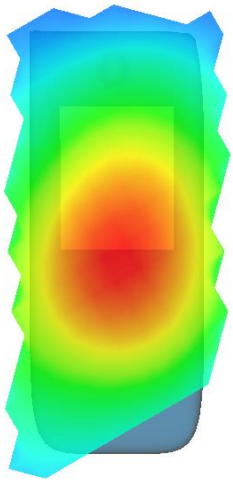

Any report having not been signed by authorized approver, or having been altered without authorization, or having not been stamped by the "Dedicated Testing/Inspection Stamp" is deemed to be invalid. Copying or excerpting portion of, or altering the content of the report is not permitted without the written authorization of AGC. The test results presented in the report apply only to the tested sample. Any objections to report issued by AGC should be submitted to AGC within 15days after the issuance of the test report. Further enquiry of validity or verification of the test report should be addressed to AGC by agc01@agccert.com.

Test Laboratory: AGC Lab **Date: Sep. 18, 2023**
LTE Band 13 Mid-Body-Back (1 RB#0)
DUT: 4G Feature Phone; Type: S10

Communication System: LTE; Communication System Band: LTE Band 13; Duty Cycle:1:1; Conv.F=2.10;
Frequency: 782 MHz; Medium parameters used: f = 750 MHz; σ=0.93 mho/m; εr =41.32; ρ= 1000 kg/m³ ;
Phantom section: Flat Section
Ambient temperature (℃): 21.7, Liquid temperature (℃): 21.5

SATIMO Configuration:
- Probe: SSE2; Calibrated: Dec. 02, 2022; Serial No.: SN 45/22 EPGO391
- Sensor-Surface: 4mm (Mechanical Surface Detection)
- Phantom: SAM twin phantom
- Measurement SW: OpenSAR V4_02_32

Configuration/ LTE Band 13 Mid-Body-Back/Area Scan: Measurement grid: dx=8mm, dy=8mm
Configuration/ LTE Band 13 Mid-Body-Back/Zoom Scan: Measurement grid: dx=8mm,dy=8mm, dz=5m;

Area Scan	surf_sam_plan.txt, h= 5.00 mm
Zoom Scan	5x5x7,dx=8mm dy=8mm dz=5mm
Phantom	Validation plane
Device Position	Body Back
Band	LTE Band 13
Channels	Middle
Signal	OFDM (Crest factor: 1.0)

SURFACE SAR	VOLUME SAR
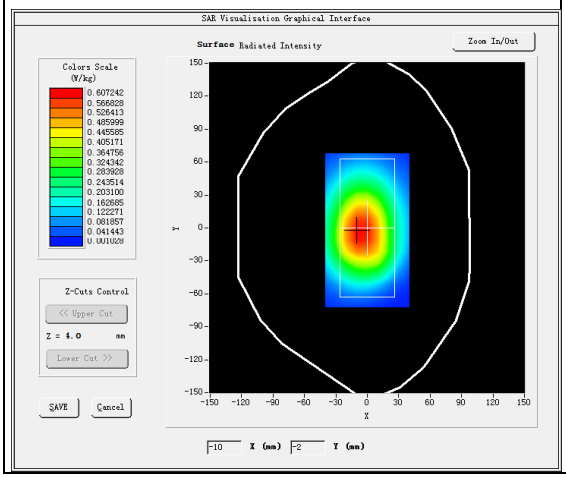	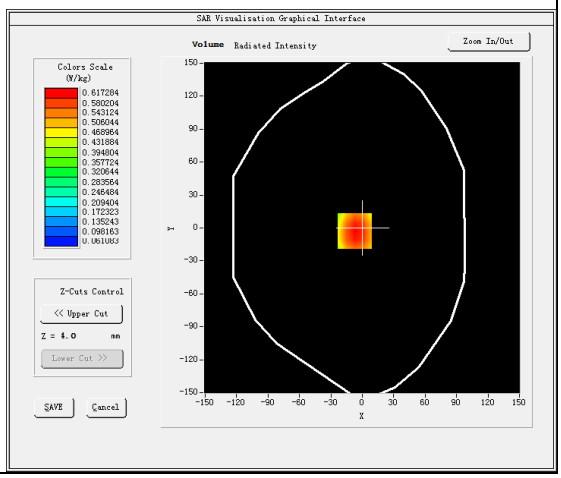

Maximum location: X=-7.00, Y=-3.00
SAR Peak: 0.80 W/kg

SAR 10g (W/Kg)	0.419766
SAR 1g (W/Kg)	0.597934

Z (mm)	0.00	4.00	9.00	14.00	19.00	24.00	29.00

Any report having not been signed by authorized approver, or having been altered without authorization, or having not been stamped by the "Dedicated Testing/Inspection Stamp" is deemed to be invalid. Copying or excerpting portion of, or altering the content of the report is not permitted without the written authorization of AGC. The test results presented in the report apply only to the tested sample. Any objections to report issued by AGC should be submitted to AGC within 15days after the issuance of the test report. Further enquiry of validity or verification of the test report should be addressed to AGC by agc01@agccert.com.

SAR (W/Kg)	0.7954	0.6173	0.4520	0.3337	0.2485	0.1836	0.1365

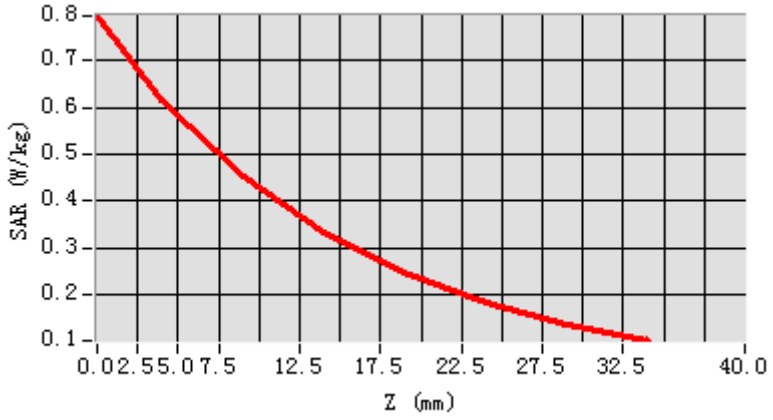

3D screen shot	Hot spot position
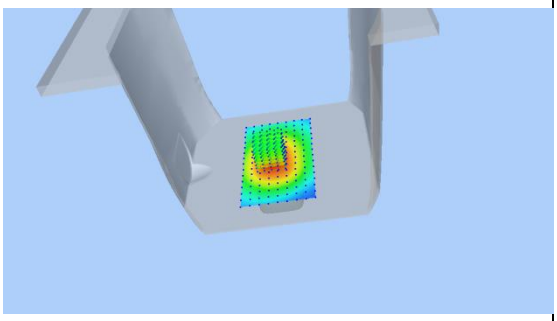	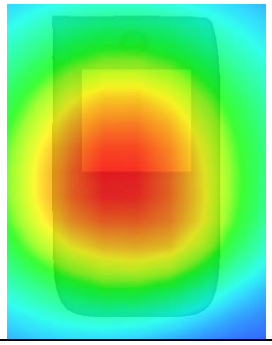

Any report having not been signed by authorized approver, or having been altered without authorization, or having not been stamped by the "Dedicated Testing/Inspection Stamp" is deemed to be invalid. Copying or excerpting portion of, or altering the content of the report is not permitted without the written authorization of AGC. The test results presented in the report apply only to the tested sample. Any objections to report issued by AGC should be submitted to AGC within 15days after the issuance of the test report. Further enquiry of validity or verification of the test report should be addressed to AGC by agc01@agccert.com.

Test Laboratory: AGC Lab **Date: Sep. 18, 2023**
LTE Band 17 Mid-Touch-Right (1 RB#0)
DUT: 4G Feature Phone; Type: S10

Communication System: LTE; Communication System Band: LTE Band 17; Duty Cycle:1:1; Conv.F=2.10
Frequency: 710 MHz; Medium parameters used: f = 750 MHz; σ=0.89 mho/m; εr =43.21; ρ= 1000 kg/m³ ;
Phantom section: Right Section
Ambient temperature (℃): 21.7, Liquid temperature (℃): 21.5

SATIMO Configuration:
- Probe: SSE2; Calibrated: Dec. 02, 2022; Serial No.: SN 45/22 EPGO391
- Sensor-Surface: 4mm (Mechanical Surface Detection)
- Phantom: SAM twin phantom
- Measurement SW: OpenSAR V4_02_32

Configuration/ LTE Band 17 Mid- Touch-Right /Area Scan: Measurement grid: dx=8mm, dy=8mm
Configuration/ LTE Band 17 Mid- Touch-Right /Zoom Scan: Measurement grid: dx=8mm,dy=8mm, dz=5mm;

Area Scan	dx=8mm dy=8mm, h= 5.00 mm
Zoom Scan	5x5x7,dx=8mm dy=8mm dz=5mm
Phantom	Right head
Device Position	Cheek
Band	LTE Band 17
Channels	Middle
Signal	OFDM (Crest factor: 1.0)

SURFACE SAR	VOLUME SAR
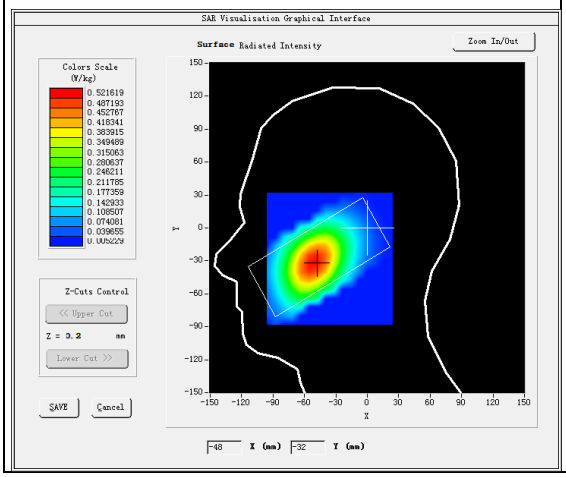	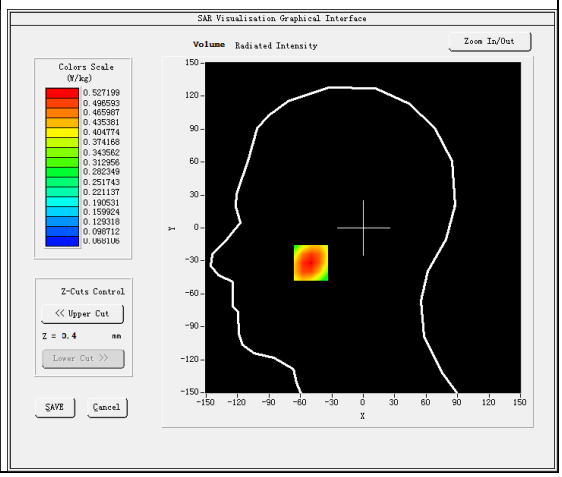

Maximum location: X=-50.00, Y=-32.00
SAR Peak: 0.66 W/kg

SAR 10g (W/Kg)	0.375263
SAR 1g (W/Kg)	0.521312

Z (mm)	0.00	4.00	9.00	14.00	19.00	24.00	29.00

Any report having not been signed by authorized approver, or having been altered without authorization, or having not been stamped by the "Dedicated Testing/Inspection Stamp" is deemed to be invalid. Copying or excerpting portion of, or altering the content of the report is not permitted without the written authorization of AGC. The test results presented in the report apply only to the tested sample. Any objections to report issued by AGC should be submitted to AGC within 15days after the issuance of the test report. Further enquiry of validity or verification of the test report should be addressed to AGC by agc01@agccert.com.

SAR (W/Kg)	0.6564	0.5272	0.4055	0.3177	0.2478	0.1919	0.1473

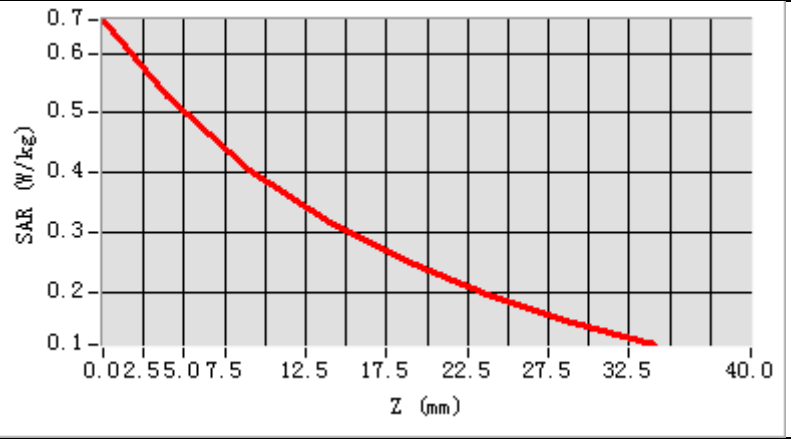

3D screen shot	Hot spot position
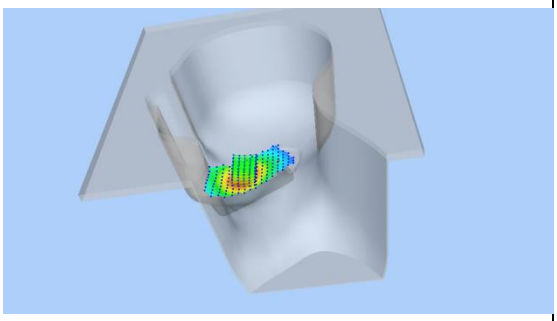	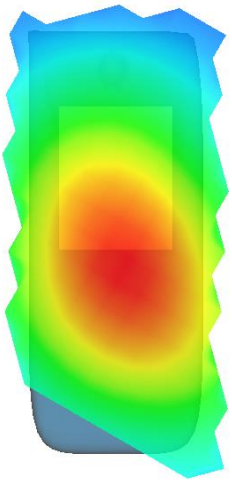

Any report having not been signed by authorized approver, or having been altered without authorization, or having not been stamped by the "Dedicated Testing/Inspection Stamp" is deemed to be invalid. Copying or excerpting portion of, or altering the content of the report is not permitted without the written authorization of AGC. The test results presented in the report apply only to the tested sample. Any objections to report issued by AGC should be submitted to AGC within 15days after the issuance of the test report. Further enquiry of validity or verification of the test report should be addressed to AGC by agc01@agccert.com.

Test Laboratory: AGC Lab **Date: Sep. 18, 2023**
LTE Band 17 Mid-Body-Back (1 RB#0)
DUT: 4G Feature Phone; Type: S10

Communication System: LTE; Communication System Band: LTE Band 17; Duty Cycle:1:1; Conv.F=2.10;
Frequency: 710 MHz; Medium parameters used: f = 750 MHz; σ=0.89 mho/m; εr =43.21; ρ= 1000 kg/m³ ;
Phantom section: Flat Section
Ambient temperature (℃): 21.7, Liquid temperature (℃): 21.5

SATIMO Configuration:
- Probe: SSE2; Calibrated: Dec. 02, 2022; Serial No.: SN 45/22 EPGO391
- Sensor-Surface: 4mm (Mechanical Surface Detection)
- Phantom: SAM twin phantom
- Measurement SW: OpenSAR V4_02_32

Configuration/ LTE Band 17 Mid-Body-Back/Area Scan: Measurement grid: dx=8mm, dy=8mm
Configuration/ LTE Band 17 Mid-Body-Back/Zoom Scan: Measurement grid: dx=8mm,dy=8mm, dz=5m;

Area Scan	surf_sam_plan.txt, h= 5.00 mm
Zoom Scan	5x5x7,dx=8mm dy=8mm dz=5mm
Phantom	Validation plane
Device Position	Body Back
Band	LTE Band 17
Channels	Middle
Signal	OFDM (Crest factor: 1.0)

SURFACE SAR	**VOLUME SAR**
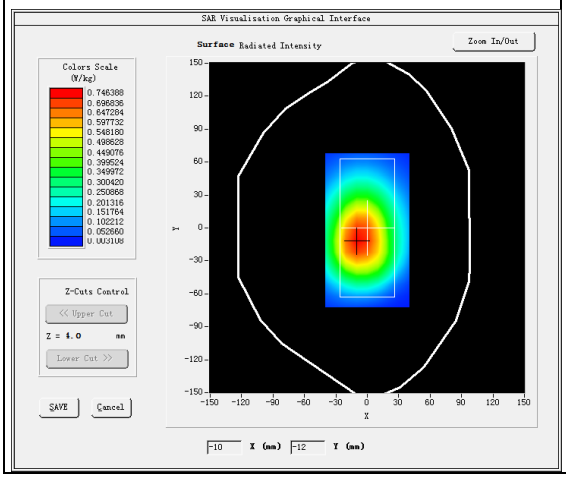	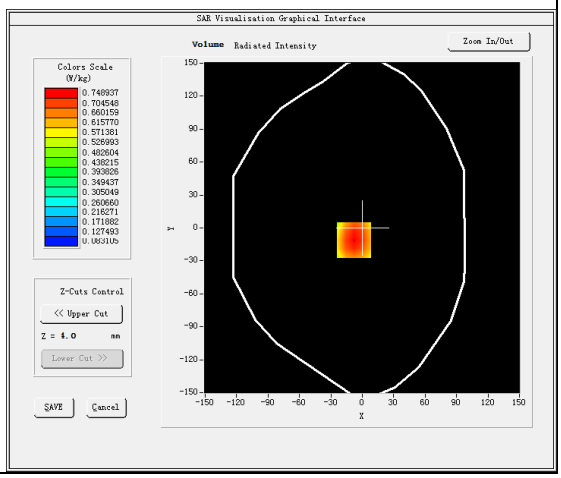

Maximum location: X=-8.00, Y=-11.00
SAR Peak: 0.95 W/kg

SAR 10g (W/Kg)	0.528653
SAR 1g (W/Kg)	0.738711

Z (mm)	**0.00**	**4.00**	**9.00**	**14.00**	**19.00**	**24.00**	**29.00**

Any report having not been signed by authorized approver, or having been altered without authorization, or having not been stamped by the "Dedicated Testing/Inspection Stamp" is deemed to be invalid. Copying or excerpting portion of, or altering the content of the report is not permitted without the written authorization of AGC. The test results presented in the report apply only to the tested sample. Any objections to report issued by AGC should be submitted to AGC within 15days after the issuance of the test report. Further enquiry of validity or verification of the test report should be addressed to AGC by agc01@agccert.com.

SAR (W/Kg)	0.9432	0.7489	0.5623	0.4230	0.3202	0.2435	0.1839

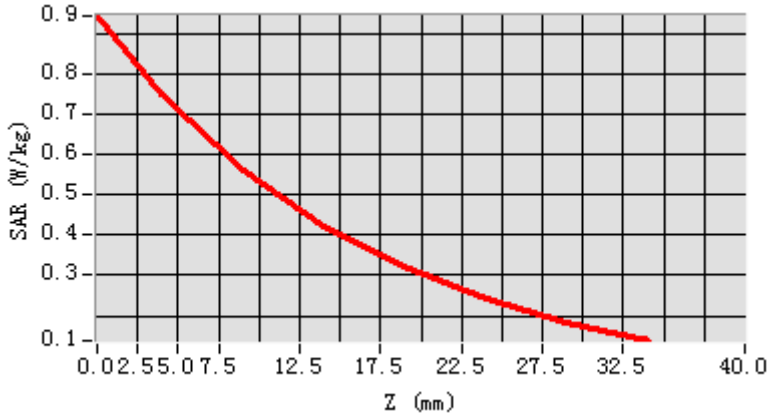

3D screen shot	Hot spot position
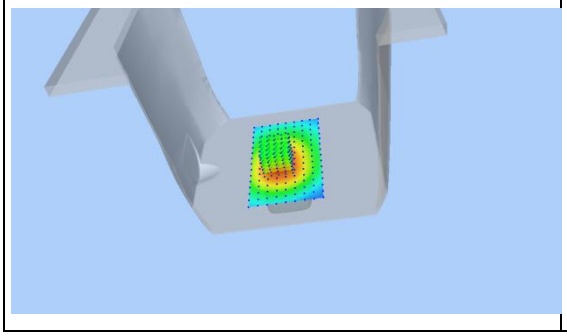	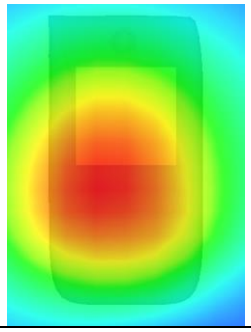

Any report having not been signed by authorized approver, or having been altered without authorization, or having not been stamped by the "Dedicated Testing/Inspection Stamp" is deemed to be invalid. Copying or excerpting portion of, or altering the content of the report is not permitted without the written authorization of AGC. The test results presented in the report apply only to the tested sample. Any objections to report issued by AGC should be submitted to AGC within 15days after the issuance of the test report. Further enquiry of validity or verification of the test report should be addressed to AGC by agc01@agccert.com.

Test Laboratory: AGC Lab **Date: Sep. 15, 2023**
LTE Band 25 Mid-Touch-Left (1 RB#0)
DUT: 4G Feature Phone; Type: S10

Communication System: LTE; Communication System Band: LTE Band 25; Duty Cycle:1:1; Conv.F=2.32; Frequency:1882.5MHz; Medium parameters used: f =1900 MHz; σ= 1.41 mho/m; εr =40.32; ρ= 1000 kg/m³ ;
Phantom section: Left Section
Ambient temperature (℃): 20.8, Liquid temperature (℃): 20.5

SATIMO Configuration:
- Probe: SSE2; Calibrated: Dec. 02, 2022; Serial No.: SN 45/22 EPGO391
- Sensor-Surface: 4mm (Mechanical Surface Detection)
- Phantom: SAM twin phantom
- Measurement SW: OpenSAR V4_02_32

Configuration/ LTE Band 25 Mid- Touch-Left /Area Scan: Measurement grid: dx=8mm, dy=8mm
Configuration/ LTE Band 25 Mid- Touch-Left /Zoom Scan: Measurement grid: dx=8mm,dy=8mm, dz=5mm;

Area Scan	dx=8mm dy=8mm, h= 5.00 mm
Zoom Scan	5x5x7,dx=8mm dy=8mm dz=5mm
Phantom	Left head
Device Position	Cheek
Band	LTE Band 25
Channels	Middle
Signal	OFDM (Crest factor: 1.0)

SURFACE SAR	VOLUME SAR
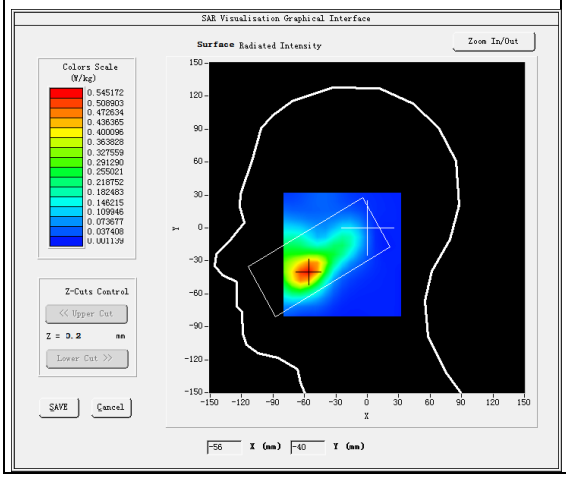	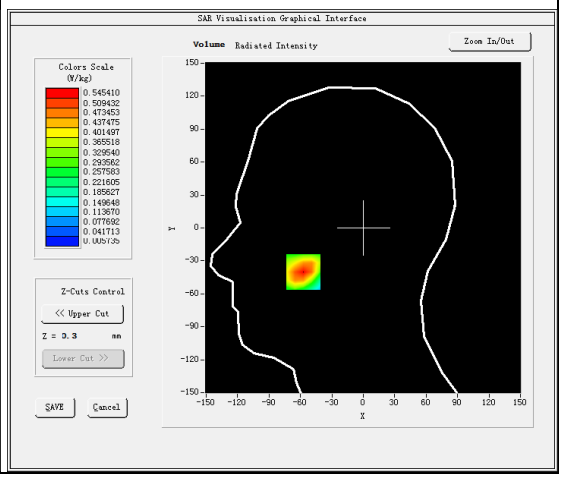

Maximum location: X=-57.00, Y=-40.00
SAR Peak: 0.82 W/kg

SAR 10g (W/Kg)	0.286268
SAR 1g (W/Kg)	0.514795

Z (mm)	0.00	4.00	9.00	14.00	19.00	24.00	29.00

Any report having not been signed by authorized approver, or having been altered without authorization, or having not been stamped by the "Dedicated Testing/Inspection Stamp" is deemed to be invalid. Copying or excerpting portion of, or altering the content of the report is not permitted without the written authorization of AGC. The test results presented in the report apply only to the tested sample. Any objections to report issued by AGC should be submitted to AGC within 15days after the issuance of the test report. Further enquiry of validity or verification of the test report should be addressed to AGC by agc01@agccert.com.

SAR (W/Kg)	0.8169	0.5454	0.3226	0.1938	0.1153	0.0670	0.0403

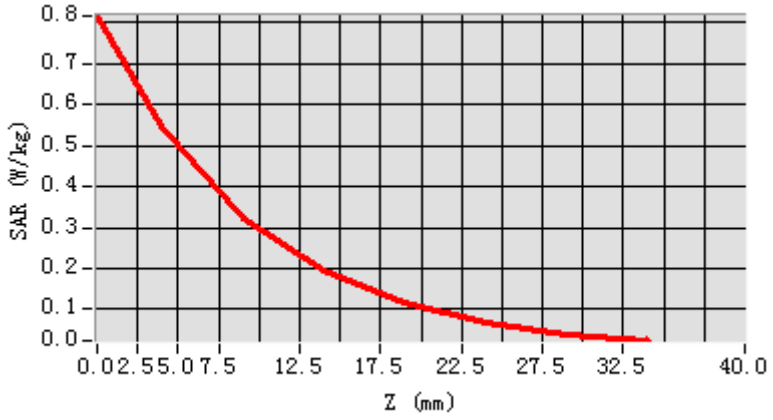

3D screen shot	Hot spot position
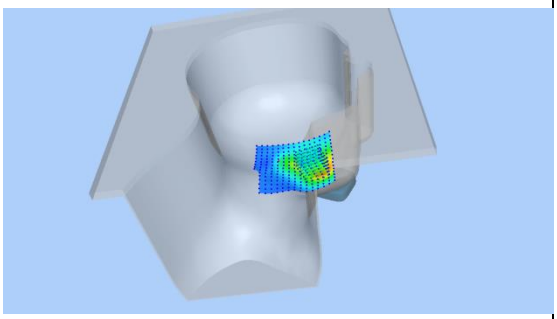	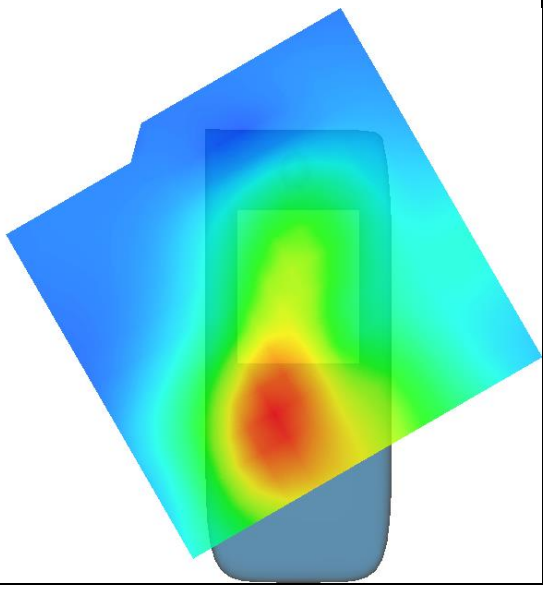

Any report having not been signed by authorized approver, or having been altered without authorization, or having not been stamped by the "Dedicated Testing/Inspection Stamp" is deemed to be invalid. Copying or excerpting portion of, or altering the content of the report is not permitted without the written authorization of AGC. The test results presented in the report apply only to the tested sample. Any objections to report issued by AGC should be submitted to AGC within 15days after the issuance of the test report. Further enquiry of validity or verification of the test report should be addressed to AGC by agc01@agccert.com.

Test Laboratory: AGC Lab **Date: Sep. 15, 2023**
LTE Band 25 Mid-Body-Back (1 RB#0)
DUT: 4G Feature Phone; Type: S10

Communication System: LTE; Communication System Band: LTE Band 25; Duty Cycle:1:1; Conv.F=2.32; Frequency:1882.5MHz; Medium parameters used: f = 1800 MHz; σ= 1.41 mho/m; εr =40.32; ρ= 1000 kg/m³ ;
Phantom section: Flat Section
Ambient temperature (℃): 20.8, Liquid temperature (℃): 20.5

SATIMO Configuration:
- Probe: SSE2; Calibrated: Dec. 02, 2022; Serial No.: SN 45/22 EPGO391
- Sensor-Surface: 4mm (Mechanical Surface Detection)
- Phantom: SAM twin phantom
- Measurement SW: OpenSAR V4_02_32

Configuration/ LTE Band 25 Mid-Body-Back/Area Scan: Measurement grid: dx=8mm, dy=8mm
Configuration/ LTE Band 25 Mid-Body-Back/Zoom Scan: Measurement grid: dx=8mm,dy=8mm, dz=5m;

Area Scan	surf_sam_plan.txt, h= 5.00 mm
Zoom Scan	5x5x7,dx=8mm dy=8mm dz=5mm
Phantom	Validation plane
Device Position	Body Back
Band	LTE Band 25
Channels	Middle
Signal	OFDM (Crest factor: 1.0)

SURFACE SAR	VOLUME SAR
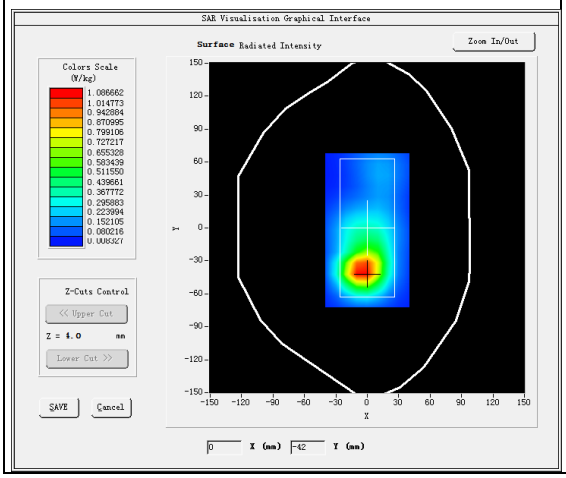	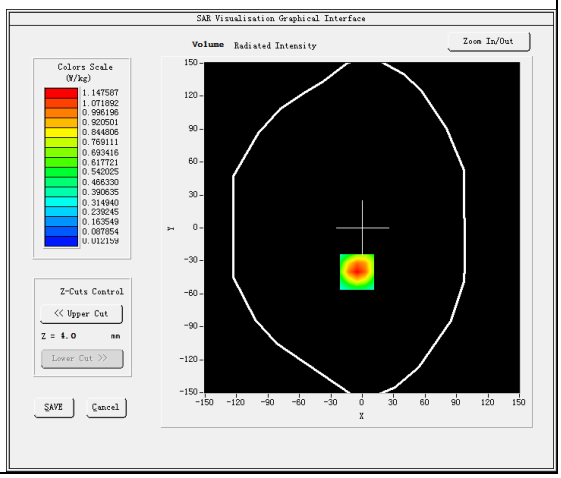

Maximum location: X=-5.00, Y=-40.00
SAR Peak: 1.82 W/kg

SAR 10g (W/Kg)	0.572046
SAR 1g (W/Kg)	1.091819

Z (mm)	0.00	4.00	9.00	14.00	19.00	24.00	29.00

Any report having not been signed by authorized approver, or having been altered without authorization, or having not been stamped by the "Dedicated Testing/Inspection Stamp" is deemed to be invalid. Copying or excerpting portion of, or altering the content of the report is not permitted without the written authorization of AGC. The test results presented in the report apply only to the tested sample. Any objections to report issued by AGC should be submitted to AGC within 15days after the issuance of the test report. Further enquiry of validity or verification of the test report should be addressed to AGC by agc01@agccert.com.

SAR (W/Kg)	1.8232	1.1476	0.6238	0.3490	0.1936	0.1068	0.0594

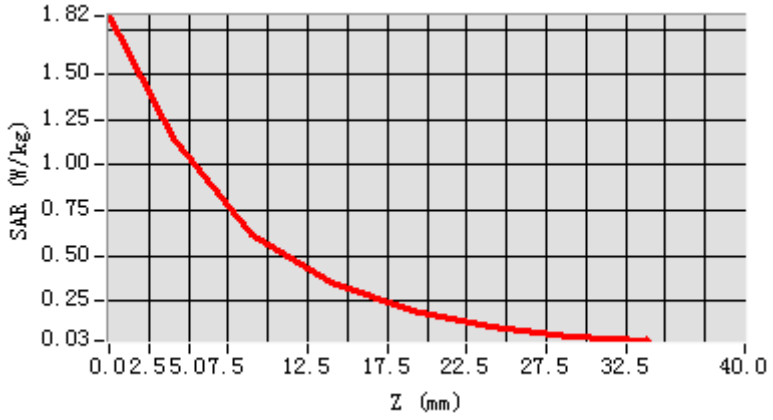

3D screen shot	Hot spot position
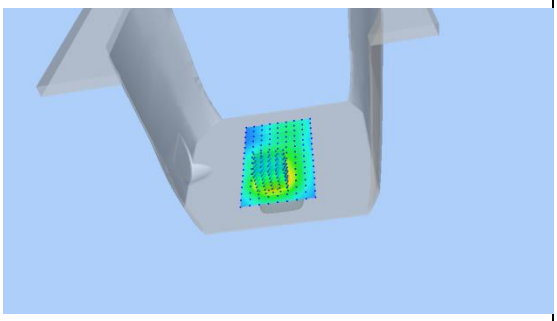	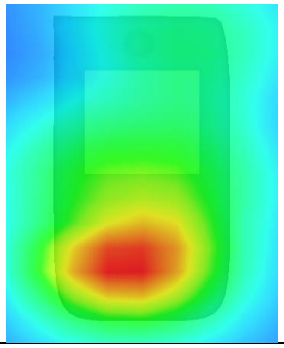

Any report having not been signed by authorized approver, or having been altered without authorization, or having not been stamped by the "Dedicated Testing/Inspection Stamp" is deemed to be invalid. Copying or excerpting portion of, or altering the content of the report is not permitted without the written authorization of AGC. The test results presented in the report apply only to the tested sample. Any objections to report issued by AGC should be submitted to AGC within 15days after the issuance of the test report. Further enquiry of validity or verification of the test report should be addressed to AGC by agc01@agccert.com.

Test Laboratory: AGC Lab **Date: Sep. 19, 2023**
LTE Band 26A Mid-Touch-Left (1 RB#0)
DUT: 4G Feature Phone; Type: S10

Communication System: LTE; Communication System Band: LTE Band 26A; Duty Cycle:1:1; Conv.F=1.85
Frequency: 836.5 MHz; Medium parameters used: f = 835 MHz; σ=0.92 mho/m; εr =40.37; ρ= 1000 kg/m³ ;
Phantom section: Left Section
Ambient temperature (℃): 21.4, Liquid temperature (℃): 21.1

SATIMO Configuration:
Probe: SSE2; Calibrated: Dec. 02, 2022; Serial No.: SN 45/22 EPGO391
- Sensor-Surface: 4mm (Mechanical Surface Detection)
- Phantom: SAM twin phantom
- Measurement SW: OpenSAR V4_02_32

Configuration/ LTE Band 26A Mid- Touch-Left /Area Scan: Measurement grid: dx=8mm, dy=8mm
Configuration/ LTE Band 26A Mid- Touch-Left /Zoom Scan: Measurement grid: dx=8mm,dy=8mm, dz=5mm;

Area Scan	dx=8mm dy=8mm, h= 5.00 mm
Zoom Scan	5x5x7,dx=8mm dy=8mm dz=5mm
Phantom	Left head
Device Position	Cheek
Band	LTE Band 26A
Channels	Middle
Signal	OFDM (Crest factor: 1.0)

SURFACE SAR	VOLUME SAR
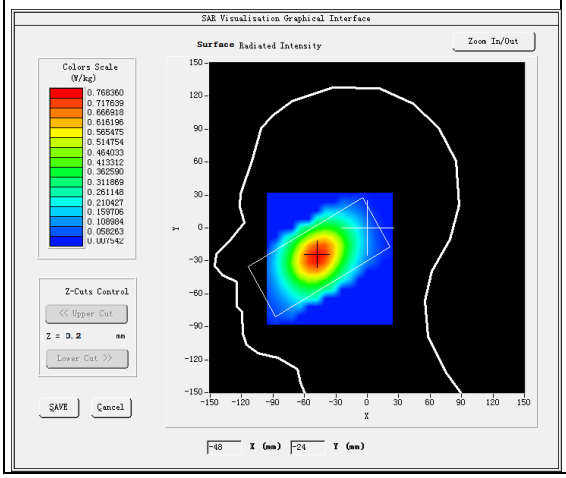	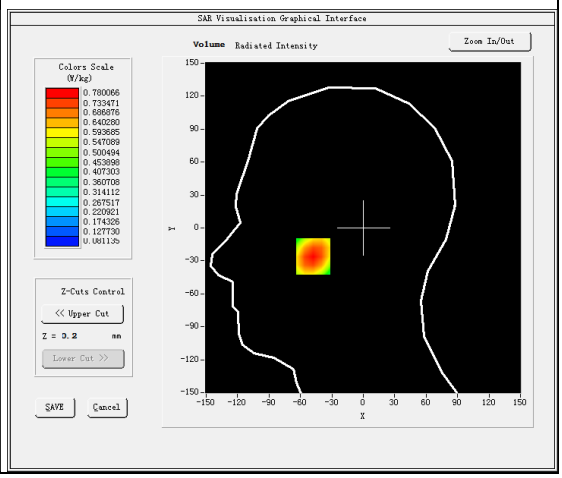

Maximum location: X=-48.00, Y=-26.00
SAR Peak: 0.97 W/kg

SAR 10g (W/Kg)	0.522311
SAR 1g (W/Kg)	0.748341

Any report having not been signed by authorized approver, or having been altered without authorization, or having not been stamped by the "Dedicated Testing/Inspection Stamp" is deemed to be invalid. Copying or excerpting portion of, or altering the content of the report is not permitted without the written authorization of AGC. The test results presented in the report apply only to the tested sample. Any objections to report issued by AGC should be submitted to AGC within 15days after the issuance of the test report. Further enquiry of validity or verification of the test report should be addressed to AGC by agc01@agccert.com.

Z (mm)	0.00	4.00	9.00	14.00	19.00	24.00	29.00
SAR (W/Kg)	0.9693	0.7801	0.5898	0.4382	0.3264	0.2429	0.1787

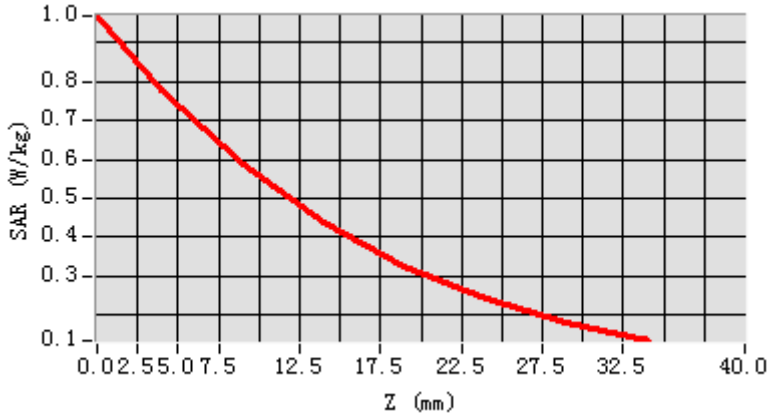

3D screen shot	Hot spot position
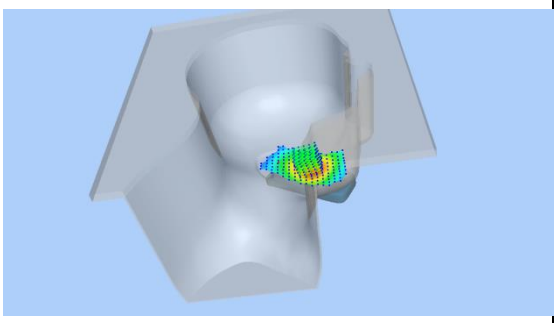	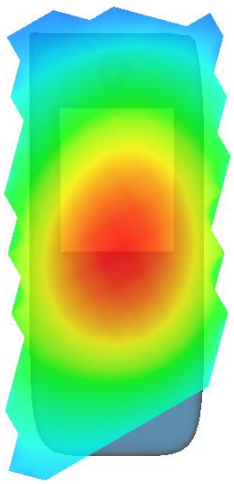

Any report having not been signed by authorized approver, or having been altered without authorization, or having not been stamped by the "Dedicated Testing/Inspection Stamp" is deemed to be invalid. Copying or excerpting portion of, or altering the content of the report is not permitted without the written authorization of AGC. The test results presented in the report apply only to the tested sample. Any objections to report issued by AGC should be submitted to AGC within 15days after the issuance of the test report. Further enquiry of validity or verification of the test report should be addressed to AGC by agc01@agccert.com.

Test Laboratory: AGC Lab **Date: Sep. 19, 2023**
LTE Band 26A Low-Body-Back (1 RB#0)
DUT: 4G Feature Phone; Type: S10

Communication System: LTE; Communication System Band: LTE Band 26A; Duty Cycle:1:1; Conv.F=1.85
Frequency:831.5 MHz; Medium parameters used: f = 835 MHz; σ=0.87 mho/m; εr =43.23; ρ= 1000 kg/m³ ;
Phantom section: Flat Section
Ambient temperature (℃): 21.4, Liquid temperature (℃): 21.1

SATIMO Configuration:
- Probe: SSE2; Calibrated: Dec. 02, 2022; Serial No.: SN 45/22 EPGO391
- Sensor-Surface: 4mm (Mechanical Surface Detection)
- Phantom: SAM twin phantom
- Measurement SW: OpenSAR V4_02_32

Configuration/ LTE Band 26A Low -Body-Back/Area Scan: Measurement grid: dx=8mm, dy=8mm
Configuration/ LTE Band 26A Low -Body-Back/Zoom Scan: Measurement grid: dx=8mm,dy=8mm, dz=5m;

Area Scan	surf_sam_plan.txt, h= 5.00 mm
Zoom Scan	5x5x7,dx=8mm dy=8mm dz=5mm
Phantom	Validation plane
Device Position	Body Back
Band	LTE Band 26A
Channels	Low
Signal	OFDM (Crest factor: 1.0)

SURFACE SAR	VOLUME SAR
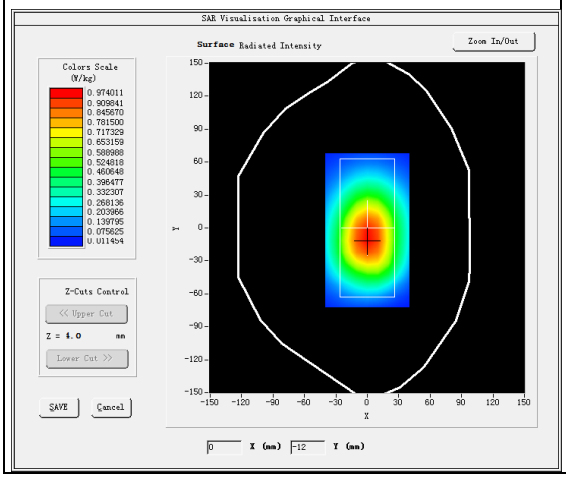	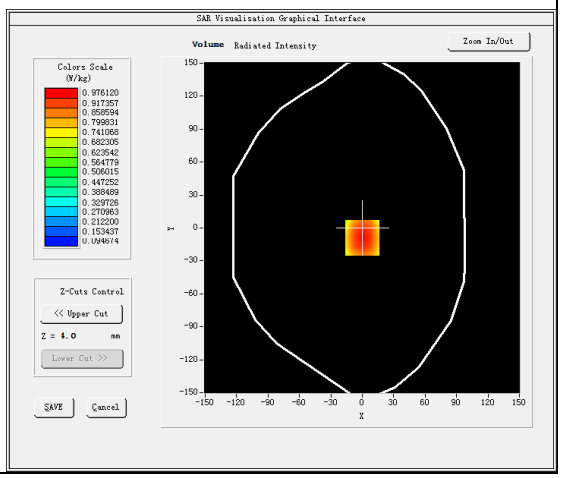

Maximum location: X=0.00, Y=-9.00
SAR Peak: 1.25 W/kg

SAR 10g (W/Kg)	0.660657
SAR 1g (W/Kg)	0.941275

Z (mm)	0.00	4.00	9.00	14.00	19.00	24.00	29.00

Any report having not been signed by authorized approver, or having been altered without authorization, or having not been stamped by the "Dedicated Testing/Inspection Stamp" is deemed to be invalid. Copying or excerpting portion of, or altering the content of the report is not permitted without the written authorization of AGC. The test results presented in the report apply only to the tested sample. Any objections to report issued by AGC should be submitted to AGC within 15days after the issuance of the test report. Further enquiry of validity or verification of the test report should be addressed to AGC by agc01@agccert.com.

SAR (W/Kg)	1.2496	0.9761	0.7156	0.5282	0.3866	0.2833	0.2074

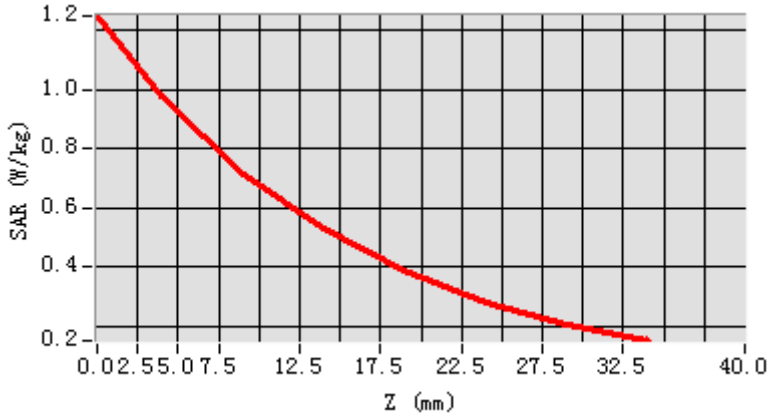

3D screen shot	Hot spot position
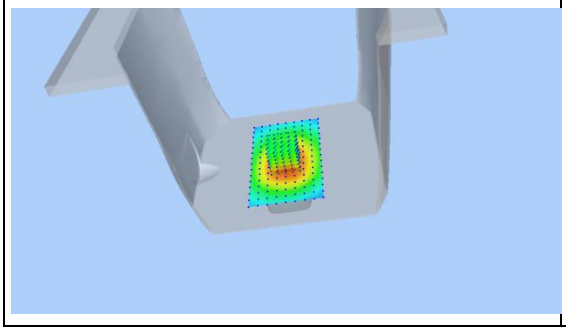	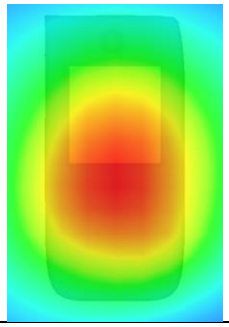

Any report having not been signed by authorized approver, or having been altered without authorization, or having not been stamped by the "Dedicated Testing/Inspection Stamp" is deemed to be invalid. Copying or excerpting portion of, or altering the content of the report is not permitted without the written authorization of AGC. The test results presented in the report apply only to the tested sample. Any objections to report issued by AGC should be submitted to AGC within 15days after the issuance of the test report. Further enquiry of validity or verification of the test report should be addressed to AGC by agc01@agccert.com.

Test Laboratory: AGC Lab **Date: Sep. 19, 2023**
LTE Band 26B Mid-Touch-Right (1 RB#0)
DUT: 4G Feature Phone; Type: S10

Communication System: LTE; Communication System Band: LTE Band 26B; Duty Cycle:1:1; Conv.F=1.85
Frequency: 821.5 MHz; Medium parameters used: f = 835 MHz; σ=0.83 mho/m; εr =45.12; ρ= 1000 kg/m³ ;
Phantom section: Right Section
Ambient temperature (℃): 21.4, Liquid temperature (℃): 21.1

SATIMO Configuration:
Probe: SSE2; Calibrated: Dec. 02, 2022; Serial No.: SN 45/22 EPGO391
- Sensor-Surface: 4mm (Mechanical Surface Detection)
- Phantom: SAM twin phantom
- Measurement SW: OpenSAR V4_02_32

Configuration/ LTE Band 26B Mid- Touch-Right /Area Scan: Measurement grid: dx=8mm, dy=8mm
Configuration/ LTE Band 26B Mid- Touch-Right /Zoom Scan: Measurement grid: dx=8mm,dy=8mm, dz=5mm;

Area Scan	dx=8mm dy=8mm, h= 5.00 mm
Zoom Scan	5x5x7,dx=8mm dy=8mm dz=5mm
Phantom	Right head
Device Position	Cheek
Band	LTE Band 26B
Channels	Middle
Signal	OFDM (Crest factor: 1.0)

SURFACE SAR	VOLUME SAR
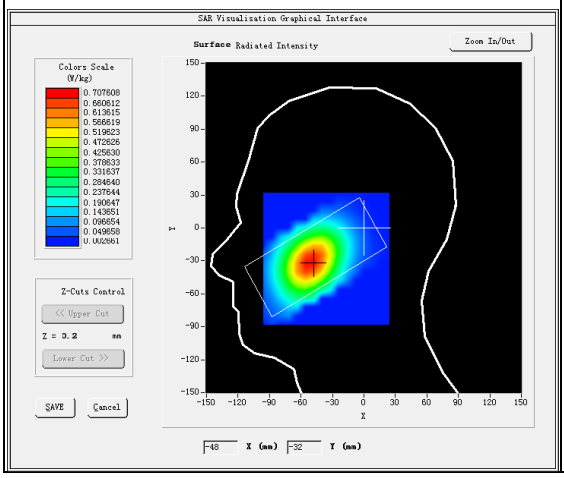	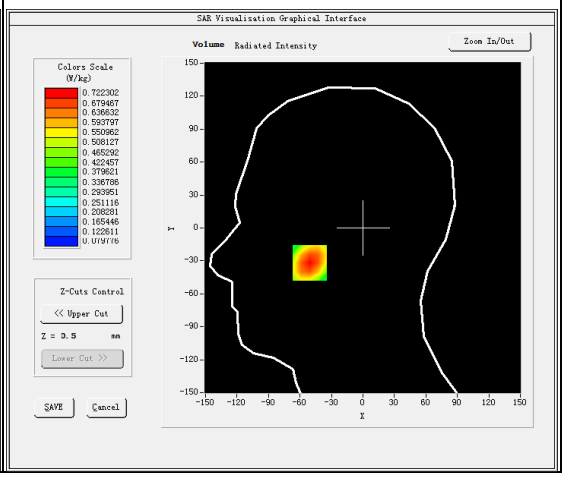

Maximum location: X=-51.00, Y=-32.00
SAR Peak: 0.90 W/kg

SAR 10g (W/Kg)	0.492902
SAR 1g (W/Kg)	0.695880

Any report having not been signed by authorized approver, or having been altered without authorization, or having not been stamped by the "Dedicated Testing/Inspection Stamp" is deemed to be invalid. Copying or excerpting portion of, or altering the content of the report is not permitted without the written authorization of AGC. The test results presented in the report apply only to the tested sample. Any objections to report issued by AGC should be submitted to AGC within 15days after the issuance of the test report. Further enquiry of validity or verification of the test report should be addressed to AGC by agc01@agccert.com.

Z (mm)	0.00	4.00	9.00	14.00	19.00	24.00	29.00
SAR (W/Kg)	0.8989	0.7223	0.5552	0.4306	0.3339	0.2520	0.1914

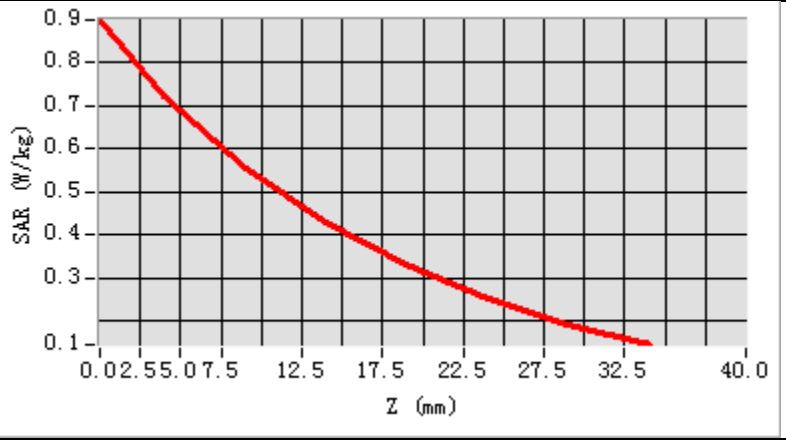

3D screen shot	Hot spot position
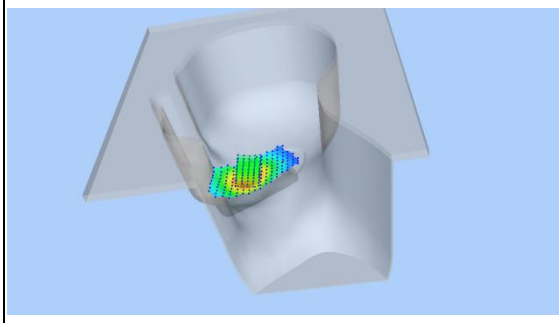	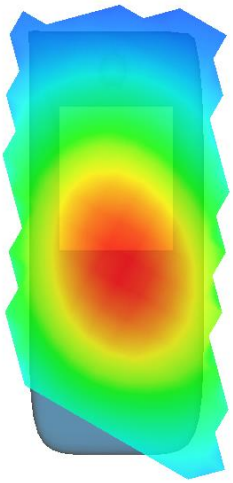

Any report having not been signed by authorized approver, or having been altered without authorization, or having not been stamped by the "Dedicated Testing/Inspection Stamp" is deemed to be invalid. Copying or excerpting portion of, or altering the content of the report is not permitted without the written authorization of AGC. The test results presented in the report apply only to the tested sample. Any objections to report issued by AGC should be submitted to AGC within 15days after the issuance of the test report. Further enquiry of validity or verification of the test report should be addressed to AGC by agc01@agccert.com.

Test Laboratory: AGC Lab **Date: Sep. 19, 2023**
LTE Band 26B Mid-Body-Back (1 RB#0)
DUT: 4G Feature Phone; Type: S10

Communication System: LTE; Communication System Band: LTE Band 26B; Duty Cycle:1:1; Conv.F=1.85
Frequency:821.5 MHz; Medium parameters used: f = 835 MHz; σ=0.83 mho/m; εr =45.12; ρ= 1000 kg/m³ ;
Phantom section: Flat Section
Ambient temperature (℃): 21.4, Liquid temperature (℃): 21.1

SATIMO Configuration:
- Probe: SSE2; Calibrated: Dec. 02, 2022; Serial No.: SN 45/22 EPGO391
- Sensor-Surface: 4mm (Mechanical Surface Detection)
- Phantom: SAM twin phantom
- Measurement SW: OpenSAR V4_02_32

Configuration/ LTE Band 26B Mid-Body-Back/Area Scan: Measurement grid: dx=8mm, dy=8mm
Configuration/ LTE Band 26B Mid-Body-Back/Zoom Scan: Measurement grid: dx=8mm,dy=8mm, dz=5m;

Area Scan	surf_sam_plan.txt, h= 5.00 mm
Zoom Scan	5x5x7,dx=8mm dy=8mm dz=5mm
Phantom	Validation plane
Device Position	Body Back
Band	LTE Band 26B
Channels	Middle
Signal	OFDM (Crest factor: 1.0)

SURFACE SAR	VOLUME SAR
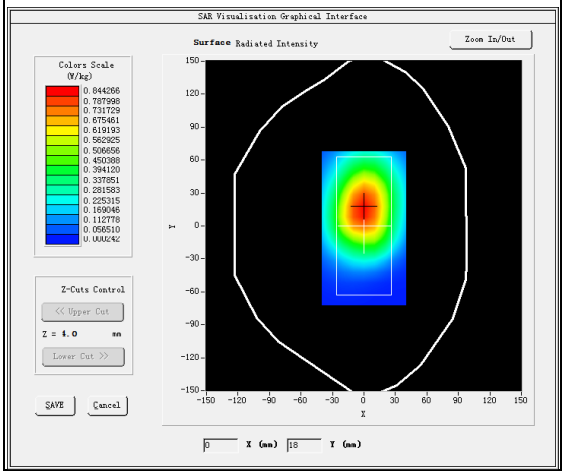	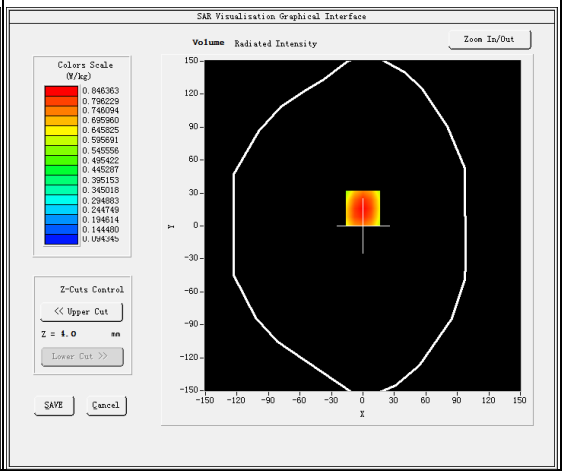

Maximum location: X=0.00, Y=16.00
SAR Peak: 1.05 W/kg

SAR 10g (W/Kg)	0.584131
SAR 1g (W/Kg)	0.816645

Z (mm)	0.00	4.00	9.00	14.00	19.00	24.00	29.00

Any report having not been signed by authorized approver, or having been altered without authorization, or having not been stamped by the "Dedicated Testing/Inspection Stamp" is deemed to be invalid. Copying or excerpting portion of, or altering the content of the report is not permitted without the written authorization of AGC. The test results presented in the report apply only to the tested sample. Any objections to report issued by AGC should be submitted to AGC within 15days after the issuance of the test report. Further enquiry of validity or verification of the test report should be addressed to AGC by agc01@agccert.com.

SAR (W/Kg)	1.0492	0.8464	0.6421	0.4829	0.3621	0.2720	0.2030

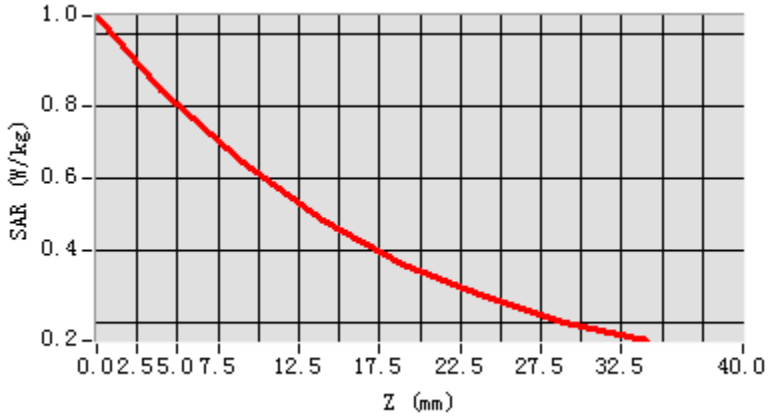

3D screen shot	Hot spot position
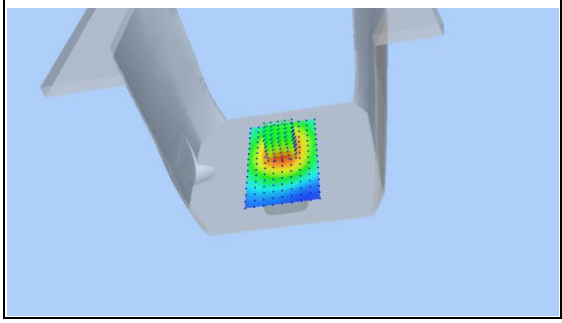	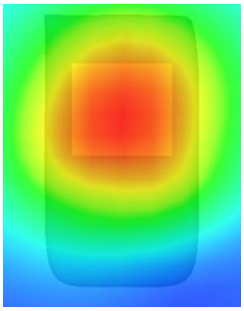

Any report having not been signed by authorized approver, or having been altered without authorization, or having not been stamped by the "Dedicated Testing/Inspection Stamp" is deemed to be invalid. Copying or excerpting portion of, or altering the content of the report is not permitted without the written authorization of AGC. The test results presented in the report apply only to the tested sample. Any objections to report issued by AGC should be submitted to AGC within 15days after the issuance of the test report. Further enquiry of validity or verification of the test report should be addressed to AGC by agc01@agccert.com.

Test Laboratory: AGC Lab **Date: Sep. 16, 2023**
LTE Band 66 Mid-Touch-Right (1 RB#0)
DUT: 4G Feature Phone; Type: S10

Communication System: LTE; Communication System Band: LTE Band 66; Duty Cycle:1:1; Conv.F=2.32; Frequency:1755 MHz; Medium parameters used: f =1750 MHz; σ=1.45 mho/m; εr =39.66; ρ= 1000 kg/m³ ;
Phantom section: Right Section
Ambient temperature (℃): 20.5, Liquid temperature (℃): 20.2

SATIMO Configuration:
- Probe: SSE2; Calibrated: Dec. 02, 2022; Serial No.: SN 45/22 EPGO391
- Sensor-Surface: 4mm (Mechanical Surface Detection)
- Phantom: SAM twin phantom
- Measurement SW: OpenSAR V4_02_32

Configuration/ LTE Band 66 Mid- Touch-Right /Area Scan: Measurement grid: dx=8mm, dy=8mm
Configuration/ LTE Band 66 Mid- Touch-Right /Zoom Scan: Measurement grid: dx=8mm,dy=8mm, dz=5mm;

Area Scan	dx=8mm dy=8mm, h= 5.00 mm
Zoom Scan	5x5x7,dx=8mm dy=8mm dz=5mm
Phantom	Right head
Device Position	Cheek
Band	LTE Band 66
Channels	Middle
Signal	OFDM (Crest factor: 1.0)

SURFACE SAR	VOLUME SAR
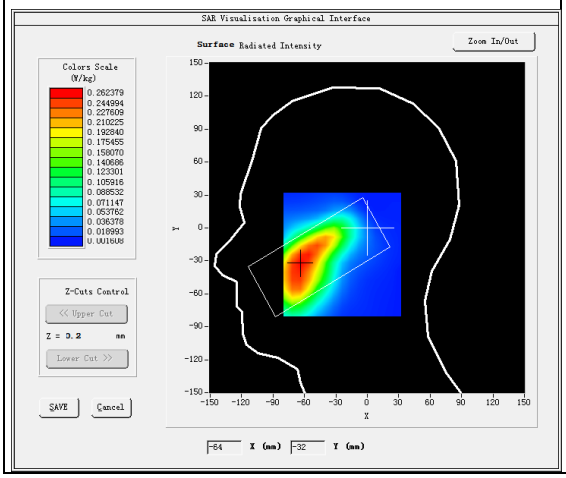	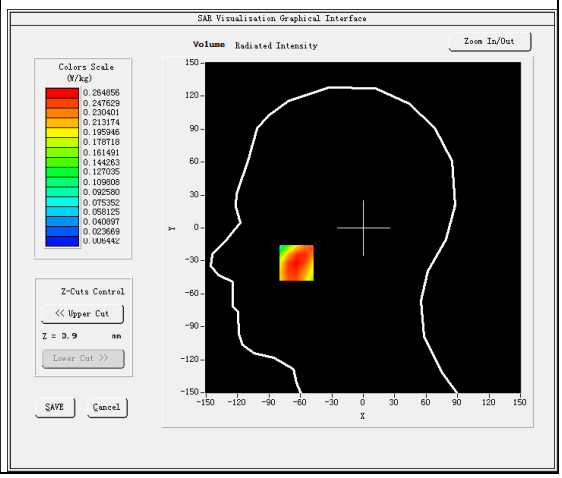

Maximum location: X=-64.00, Y=-32.00
SAR Peak: 0.39 W/kg

SAR 10g (W/Kg)	0.155404
SAR 1g (W/Kg)	0.255617

Z (mm)	0.00	4.00	9.00	14.00	19.00	24.00	29.00

Any report having not been signed by authorized approver, or having been altered without authorization, or having not been stamped by the "Dedicated Testing/Inspection Stamp" is deemed to be invalid. Copying or excerpting portion of, or altering the content of the report is not permitted without the written authorization of AGC. The test results presented in the report apply only to the tested sample. Any objections to report issued by AGC should be submitted to AGC within 15days after the issuance of the test report. Further enquiry of validity or verification of the test report should be addressed to AGC by agc01@agccert.com.

SAR (W/Kg)	0.3880	0.2649	0.1644	0.1064	0.0687	0.0418	0.0267

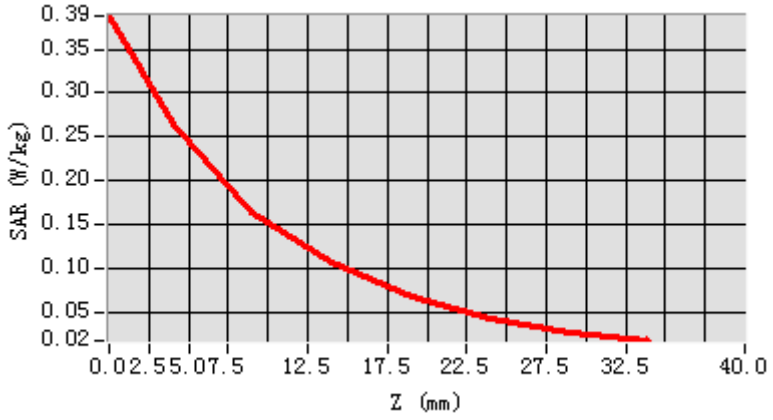

3D screen shot	Hot spot position
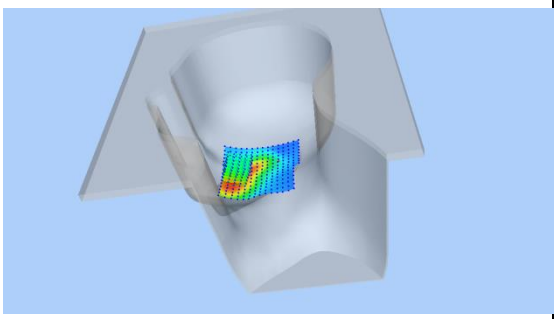	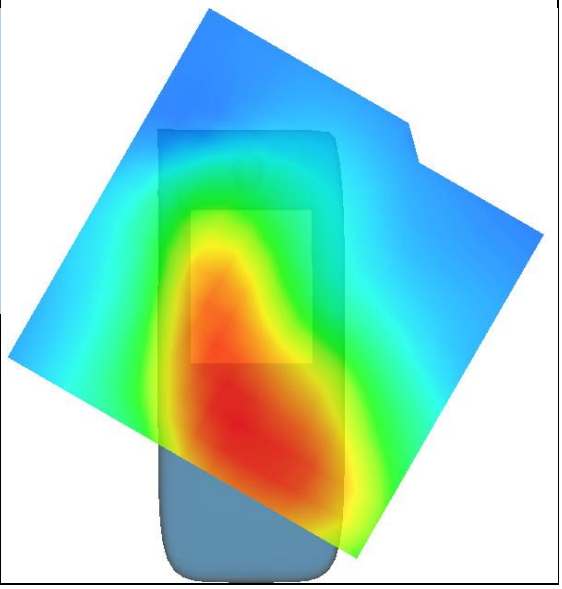

Any report having not been signed by authorized approver, or having been altered without authorization, or having not been stamped by the "Dedicated Testing/Inspection Stamp" is deemed to be invalid. Copying or excerpting portion of, or altering the content of the report is not permitted without the written authorization of AGC. The test results presented in the report apply only to the tested sample. Any objections to report issued by AGC should be submitted to AGC within 15days after the issuance of the test report. Further enquiry of validity or verification of the test report should be addressed to AGC by agc01@agccert.com.

Test Laboratory: AGC Lab **Date: Sep. 16, 2023**
LTE Band 66 Mid-Body-Back (1 RB#0)
DUT: 4G Feature Phone; Type: S10

Communication System: LTE; Communication System Band: LTE Band 66; Duty Cycle:1:1; Conv.F=2.32; Frequency:1755 MHz; Medium parameters used: f = 1800 MHz; σ=1.45 mho/m; εr =39.66; ρ= 1000 kg/m³ ;
Phantom section: Flat Section
Ambient temperature (℃): 20.5, Liquid temperature (℃): 20.2

SATIMO Configuration:
- Probe: SSE2; Calibrated: Dec. 02, 2022; Serial No.: SN 45/22 EPGO391
- Sensor-Surface: 4mm (Mechanical Surface Detection)
- Phantom: SAM twin phantom
- Measurement SW: OpenSAR V4_02_32

Configuration/ LTE Band 66 Mid-Body-Back/Area Scan: Measurement grid: dx=8mm, dy=8mm
Configuration/ LTE Band 66 Mid-Body-Back/Zoom Scan: Measurement grid: dx=8mm,dy=8mm, dz=5m;

Area Scan	surf_sam_plan.txt, h= 5.00 mm
Zoom Scan	5x5x7,dx=8mm dy=8mm dz=5mm
Phantom	Validation plane
Device Position	Body Back
Band	LTE Band 66
Channels	Middle
Signal	OFDM (Crest factor: 1.0)

SURFACE SAR	VOLUME SAR
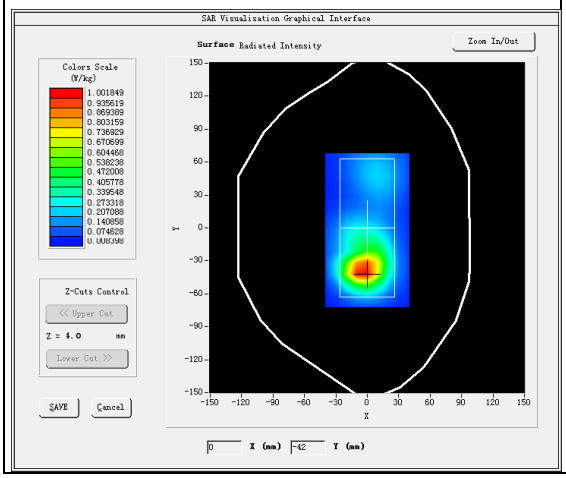	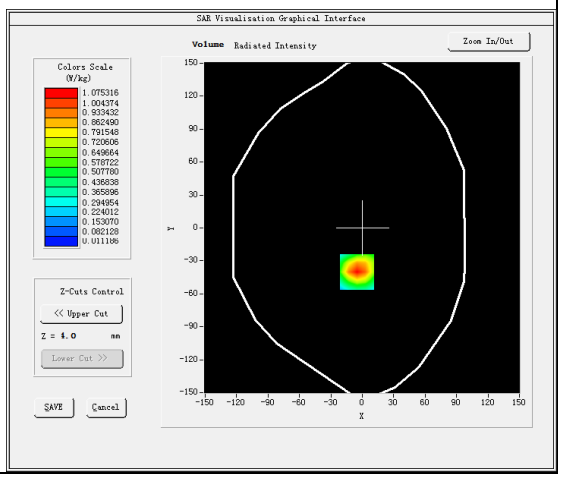

Maximum location: X=-5.00, Y=-40.00
SAR Peak: 1.70 W/kg

SAR 10g (W/Kg)	0.522049
SAR 1g (W/Kg)	1.013236

Z (mm)	0.00	4.00	9.00	14.00	19.00	24.00	29.00

Any report having not been signed by authorized approver, or having been altered without authorization, or having not been stamped by the "Dedicated Testing/Inspection Stamp" is deemed to be invalid. Copying or excerpting portion of, or altering the content of the report is not permitted without the written authorization of AGC. The test results presented in the report apply only to the tested sample. Any objections to report issued by AGC should be submitted to AGC within 15days after the issuance of the test report. Further enquiry of validity or verification of the test report should be addressed to AGC by agc01@agccert.com.

SAR (W/Kg)	1.7092	1.0753	0.5863	0.3312	0.1872	0.1048	0.0594

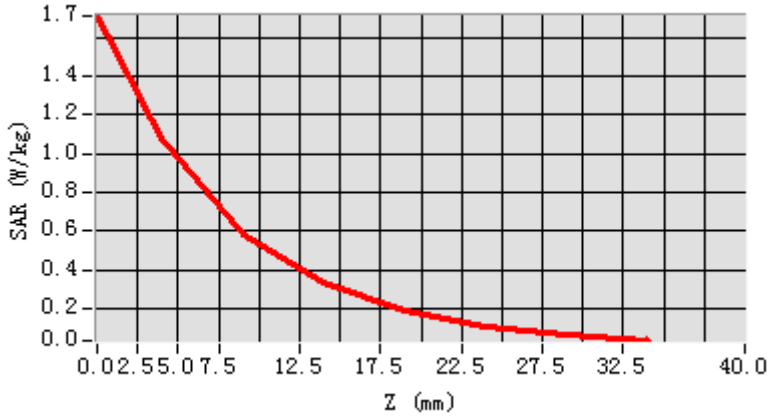

3D screen shot	Hot spot position
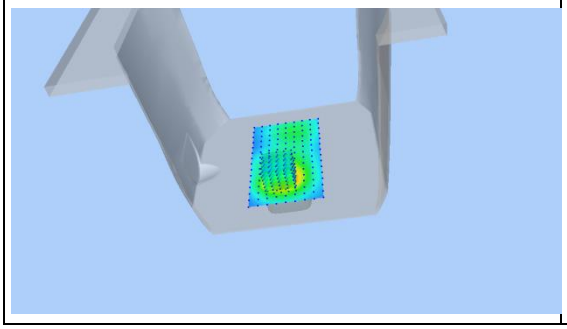	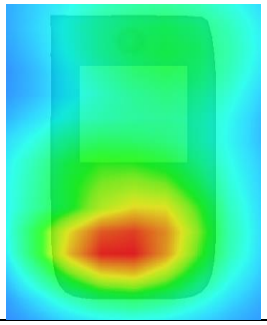

Any report having not been signed by authorized approver, or having been altered without authorization, or having not been stamped by the "Dedicated Testing/Inspection Stamp" is deemed to be invalid. Copying or excerpting portion of, or altering the content of the report is not permitted without the written authorization of AGC. The test results presented in the report apply only to the tested sample. Any objections to report issued by AGC should be submitted to AGC within 15days after the issuance of the test report. Further enquiry of validity or verification of the test report should be addressed to AGC by agc01@agccert.com.

Test Laboratory: AGC Lab **Date: Sep. 18, 2023**
LTE Band 71 Mid-Touch-Right (1 RB#0)
DUT: 4G Feature Phone; Type: S10

Communication System: LTE; Communication System Band: LTE Band 71; Duty Cycle:1:1; Conv.F=2.10
Frequency: 683 MHz; Medium parameters used: f = 750 MHz; σ=0.82 mho/m; εr =45.19; ρ= 1000 kg/m³ ;
Phantom section: Right Section
Ambient temperature (℃): 21.7, Liquid temperature (℃): 21.5

SATIMO Configuration:
- Probe: SSE2; Calibrated: Dec. 02, 2022; Serial No.: SN 45/22 EPGO391
- Sensor-Surface: 4mm (Mechanical Surface Detection)
- Phantom: SAM twin phantom
- Measurement SW: OpenSAR V4_02_32

Configuration/ LTE Band 71 Mid- Touch-Right /Area Scan: Measurement grid: dx=8mm, dy=8mm
Configuration/ LTE Band 71 Mid- Touch-Right /Zoom Scan: Measurement grid: dx=8mm,dy=8mm, dz=5mm;

Area Scan	dx=8mm dy=8mm, h= 5.00 mm
Zoom Scan	5x5x7,dx=8mm dy=8mm dz=5mm
Phantom	Right head
Device Position	Cheek
Band	LTE Band 71
Channels	Middle
Signal	OFDM (Crest factor: 1.0)

SURFACE SAR	VOLUME SAR
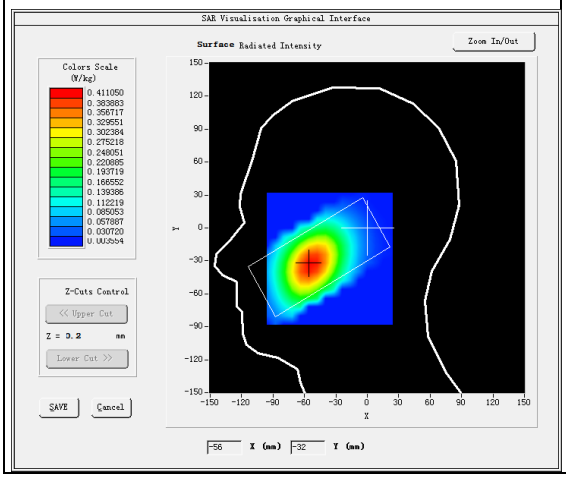	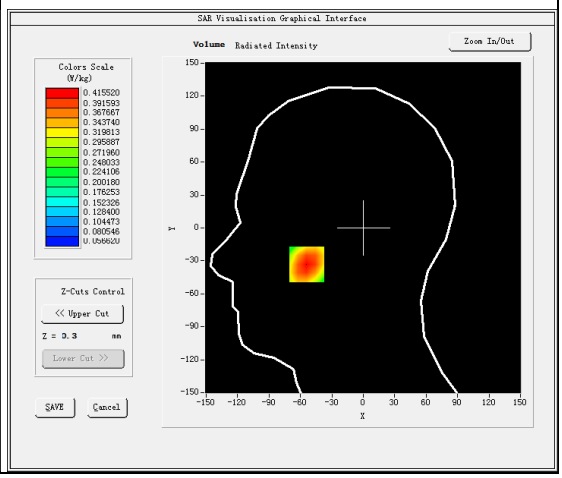

Maximum location: X=-54.00, Y=-33.00
SAR Peak: 0.51 W/kg

SAR 10g (W/Kg)	0.301136
SAR 1g (W/Kg)	0.415913

Z (mm)	0.00	4.00	9.00	14.00	19.00	24.00	29.00

Any report having not been signed by authorized approver, or having been altered without authorization, or having not been stamped by the "Dedicated Testing/Inspection Stamp" is deemed to be invalid. Copying or excerpting portion of, or altering the content of the report is not permitted without the written authorization of AGC. The test results presented in the report apply only to the tested sample. Any objections to report issued by AGC should be submitted to AGC within 15days after the issuance of the test report. Further enquiry of validity or verification of the test report should be addressed to AGC by agc01@agccert.com.

SAR (W/Kg)	0.5072	0.4155	0.3250	0.2550	0.1976	0.1523	0.1144

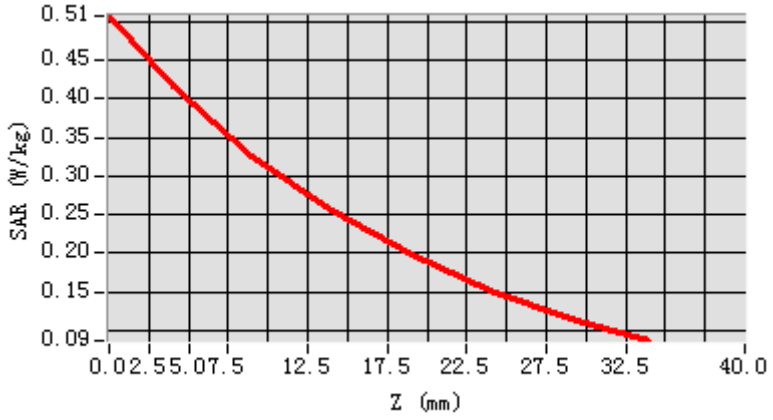

3D screen shot	Hot spot position
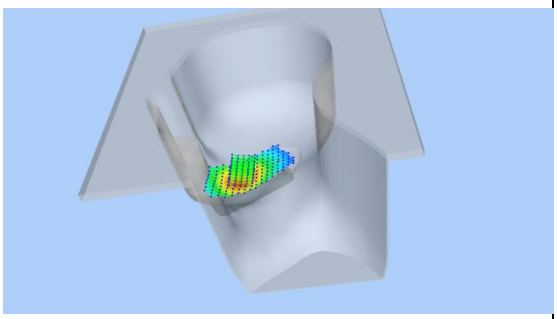	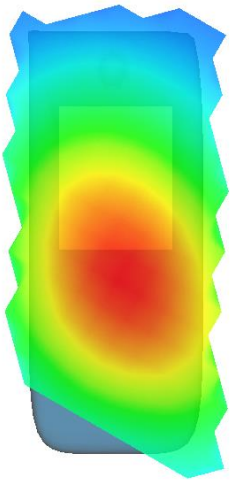

Any report having not been signed by authorized approver, or having been altered without authorization, or having not been stamped by the "Dedicated Testing/Inspection Stamp" is deemed to be invalid. Copying or excerpting portion of, or altering the content of the report is not permitted without the written authorization of AGC. The test results presented in the report apply only to the tested sample. Any objections to report issued by AGC should be submitted to AGC within 15days after the issuance of the test report. Further enquiry of validity or verification of the test report should be addressed to AGC by agc01@agccert.com.

Test Laboratory: AGC Lab **Date: Sep. 18, 2023**
LTE Band 71 Mid-Body-Back (1 RB#0)
DUT: 4G Feature Phone; Type: S10

Communication System: LTE; Communication System Band: LTE Band 71; Duty Cycle:1:1; Conv.F=2.10;
Frequency: 683 MHz; Medium parameters used: f = 750 MHz; σ=0.82 mho/m; εr =45.19; ρ= 1000 kg/m³ ;
Phantom section: Flat Section
Ambient temperature (℃): 21.7, Liquid temperature (℃): 21.5

SATIMO Configuration:
- Probe: SSE2; Calibrated: Dec. 02, 2022; Serial No.: SN 45/22 EPGO391
- Sensor-Surface: 4mm (Mechanical Surface Detection)
- Phantom: SAM twin phantom
- Measurement SW: OpenSAR V4_02_32

Configuration/ LTE Band 71 Mid-Body-Back/Area Scan: Measurement grid: dx=8mm, dy=8mm
Configuration/ LTE Band 71 Mid-Body-Back/Zoom Scan: Measurement grid: dx=8mm,dy=8mm, dz=5m;

Area Scan	surf_sam_plan.txt, h= 5.00 mm
Zoom Scan	5x5x7,dx=8mm dy=8mm dz=5mm
Phantom	Validation plane
Device Position	Body Back
Band	LTE Band 71
Channels	Middle
Signal	OFDM (Crest factor: 1.0)

SURFACE SAR	VOLUME SAR
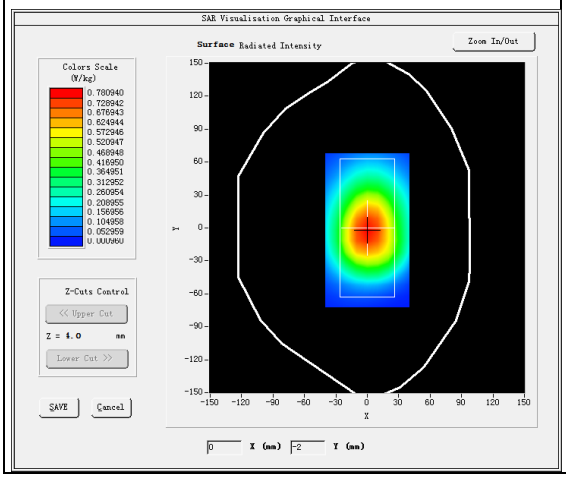	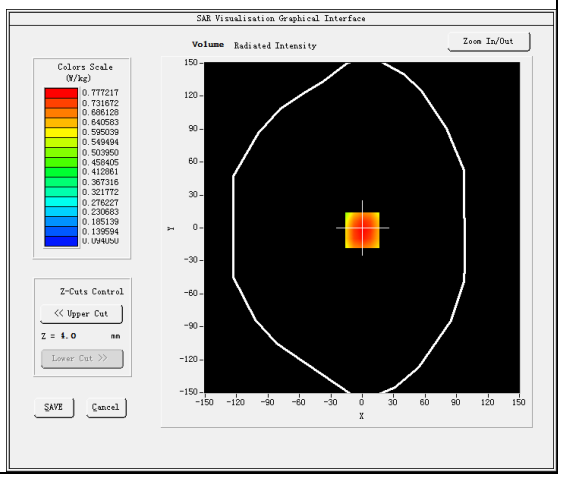

Maximum location: X=0.00, Y=-2.00
SAR Peak: 0.98 W/kg

SAR 10g (W/Kg)	0.559851
SAR 1g (W/Kg)	0.780524

Z (mm)	0.00	4.00	9.00	14.00	19.00	24.00	29.00

Any report having not been signed by authorized approver, or having been altered without authorization, or having not been stamped by the "Dedicated Testing/Inspection Stamp" is deemed to be invalid. Copying or excerpting portion of, or altering the content of the report is not permitted without the written authorization of AGC. The test results presented in the report apply only to the tested sample. Any objections to report issued by AGC should be submitted to AGC within 15days after the issuance of the test report. Further enquiry of validity or verification of the test report should be addressed to AGC by agc01@agccert.com.

SAR (W/Kg)	0.9632	0.7772	0.5934	0.4443	0.3403	0.2610	0.1969

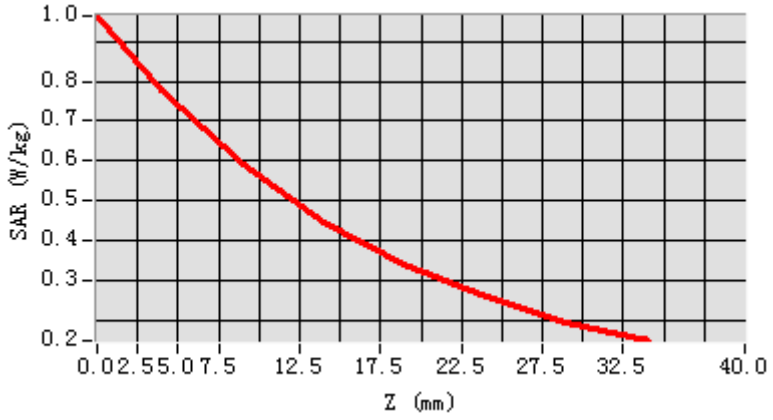

3D screen shot	Hot spot position
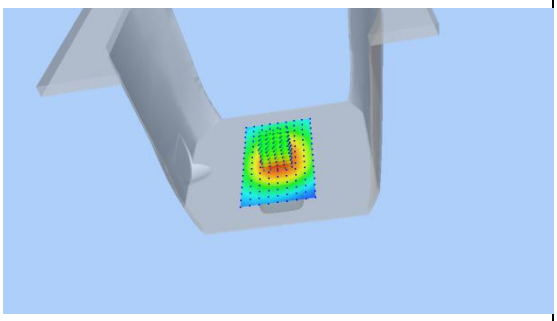	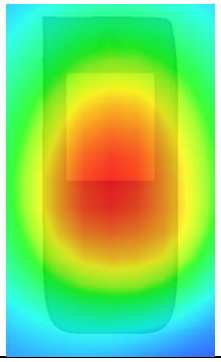

Any report having not been signed by authorized approver, or having been altered without authorization, or having not been stamped by the "Dedicated Testing/Inspection Stamp" is deemed to be invalid. Copying or excerpting portion of, or altering the content of the report is not permitted without the written authorization of AGC. The test results presented in the report apply only to the tested sample. Any objections to report issued by AGC should be submitted to AGC within 15days after the issuance of the test report. Further enquiry of validity or verification of the test report should be addressed to AGC by agc01@agccert.com.

Repeated SAR
Test Laboratory: AGC Lab **Date: Sep. 15, 2023**
LTE Band 2 High-Body-Back (1 RB#0)
DUT: 4G Feature Phone; Type: S10

Communication System: LTE; Communication System Band: LTE Band 2; Duty Cycle:1:1; Conv.F=2.32; Frequency:1900MHz; Medium parameters used: f = 1800 MHz; σ= 1.46 mho/m; εr =38.62; ρ= 1000 kg/m³ ;
Phantom section: Flat Section
Ambient temperature (℃): 20.8, Liquid temperature (℃): 20.5

SATIMO Configuration:
- Probe: SSE2; Calibrated: Dec. 02, 2022; Serial No.: SN 45/22 EPGO391
- Sensor-Surface: 4mm (Mechanical Surface Detection)
- Phantom: SAM twin phantom
- Measurement SW: OpenSAR V4_02_32

Configuration/ LTE Band 2 High -Body-Back/Area Scan: Measurement grid: dx=8mm, dy=8mm
Configuration/ LTE Band 2 High -Body-Back/Zoom Scan: Measurement grid: dx=8mm,dy=8mm, dz=5m;

Area Scan	surf_sam_plan.txt, h= 5.00 mm
Zoom Scan	5x5x7,dx=8mm dy=8mm dz=5mm
Phantom	Validation plane
Device Position	Body Back
Band	LTE Band 2
Channels	High
Signal	OFDM (Crest factor: 1.0)

SURFACE SAR	VOLUME SAR
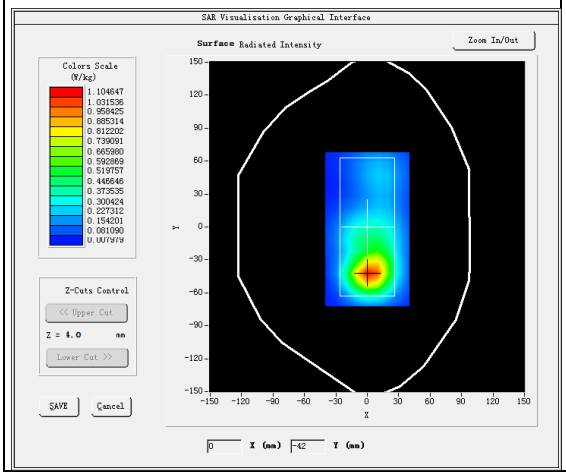	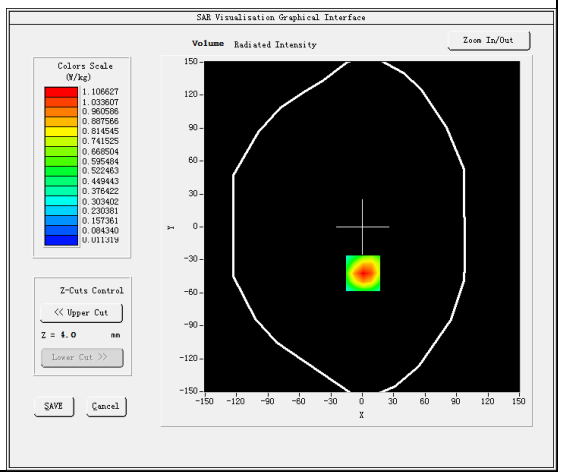

Maximum location: X=1.00, Y=-42.00
SAR Peak: 1.75 W/kg

SAR 10g (W/Kg)	0.550524
SAR 1g (W/Kg)	1.052772

Any report having not been signed by authorized approver, or having been altered without authorization, or having not been stamped by the "Dedicated Testing/Inspection Stamp" is deemed to be invalid. Copying or excerpting portion of, or altering the content of the report is not permitted without the written authorization of AGC. The test results presented in the report apply only to the tested sample. Any objections to report issued by AGC should be submitted to AGC within 15days after the issuance of the test report. Further enquiry of validity or verification of the test report should be addressed to AGC by agc01@agccert.com.

Z (mm)	0.00	4.00	9.00	14.00	19.00	24.00	29.00
SAR (W/Kg)	1.7565	1.1066	0.6022	0.3392	0.1876	0.1041	0.0577

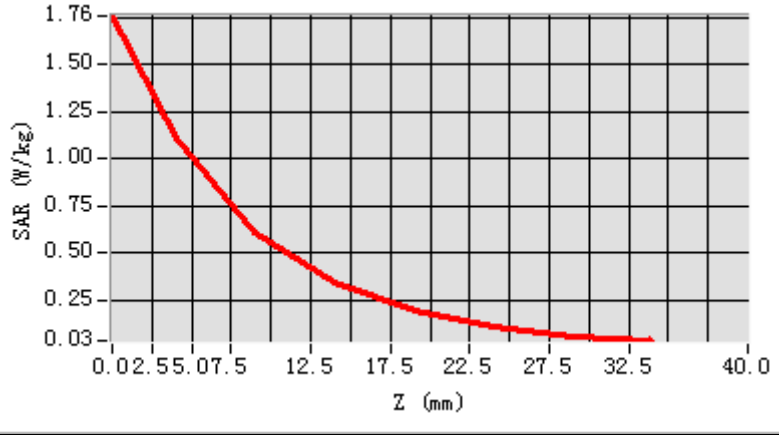

3D screen shot	Hot spot position
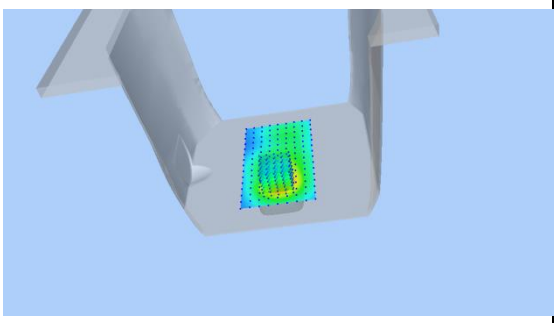	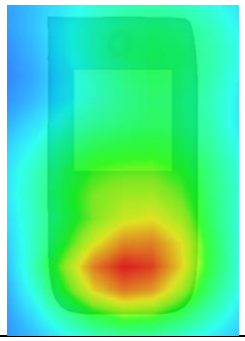

Any report having not been signed by authorized approver, or having been altered without authorization, or having not been stamped by the "Dedicated Testing/Inspection Stamp" is deemed to be invalid. Copying or excerpting portion of, or altering the content of the report is not permitted without the written authorization of AGC. The test results presented in the report apply only to the tested sample. Any objections to report issued by AGC should be submitted to AGC within 15days after the issuance of the test report. Further enquiry of validity or verification of the test report should be addressed to AGC by agc01@agccert.com.

Test Laboratory: AGC Lab **Date: Sep. 16, 2023**
LTE Band 4 Mid-Body-Back (1 RB#0)
DUT: 4G Feature Phone; Type: S10

Communication System: LTE; Communication System Band: LTE Band 4; Duty Cycle:1:1; Conv.F=2.32;
Frequency:1732.5 MHz; Medium parameters used: f = 1800 MHz; σ= 1.40 mho/m; εr =42.68; ρ= 1000 kg/m³ ;
Phantom section: Flat Section
Ambient temperature (℃): 20.5, Liquid temperature (℃): 20.2

SATIMO Configuration:
- Probe: SSE2; Calibrated: Dec. 02, 2022; Serial No.: SN 45/22 EPGO391
- Sensor-Surface: 4mm (Mechanical Surface Detection)
- Phantom: SAM twin phantom
- Measurement SW: OpenSAR V4_02_32

Configuration/ LTE Band 4 Mid-Body-Back/Area Scan: Measurement grid: dx=8mm, dy=8mm
Configuration/ LTE Band 4 Mid-Body-Back/Zoom Scan: Measurement grid: dx=8mm,dy=8mm, dz=5m;

Area Scan	surf_sam_plan.txt, h= 5.00 mm
Zoom Scan	5x5x7,dx=8mm dy=8mm dz=5mm
Phantom	Validation plane
Device Position	Body Back
Band	LTE Band 4
Channels	Middle
Signal	OFDM (Crest factor: 1.0)

SURFACE SAR	VOLUME SAR
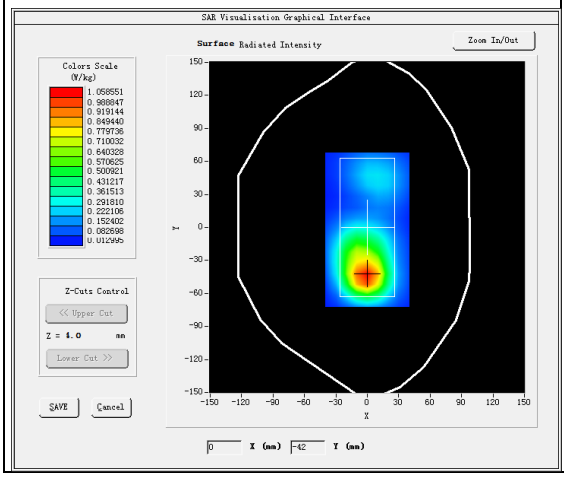	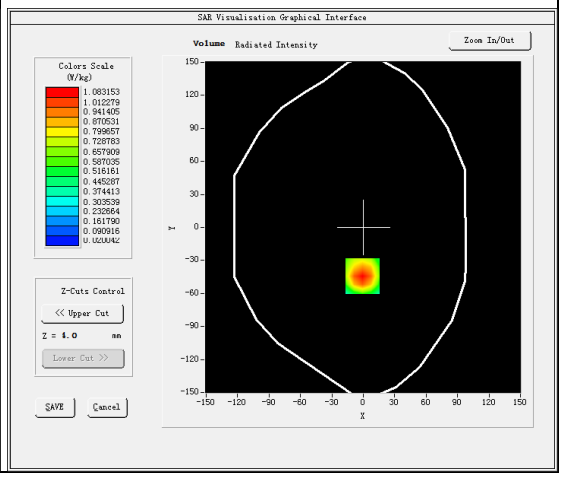

Maximum location: X=-1.00, Y=-44.00
SAR Peak: 1.70 W/kg

SAR 10g (W/Kg)	0.559796
SAR 1g (W/Kg)	1.038699

Any report having not been signed by authorized approver, or having been altered without authorization, or having not been stamped by the "Dedicated Testing/Inspection Stamp" is deemed to be invalid. Copying or excerpting portion of, or altering the content of the report is not permitted without the written authorization of AGC. The test results presented in the report apply only to the tested sample. Any objections to report issued by AGC should be submitted to AGC within 15days after the issuance of the test report. Further enquiry of validity or verification of the test report should be addressed to AGC by agc01@agccert.com.

Z (mm)	0.00	4.00	9.00	14.00	19.00	24.00	29.00
SAR (W/Kg)	1.6868	1.0832	0.6083	0.3522	0.2032	0.1173	0.0685

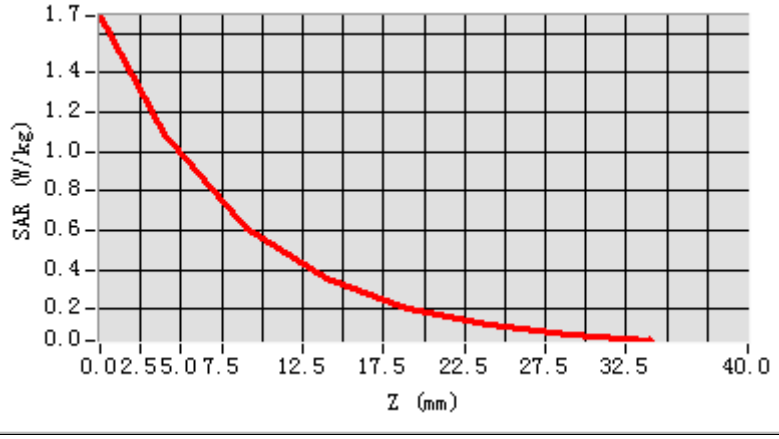

3D screen shot	Hot spot position
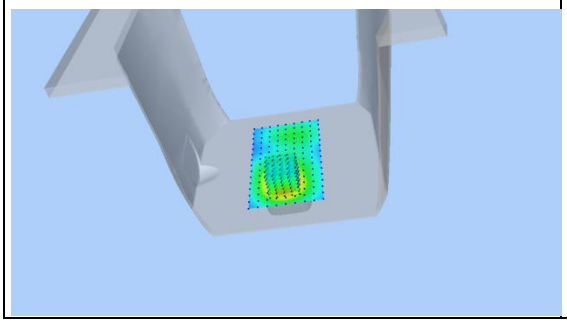	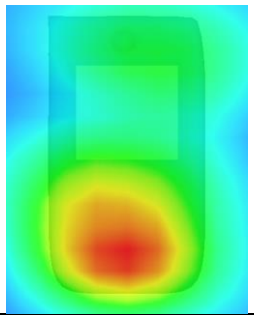

Any report having not been signed by authorized approver, or having been altered without authorization, or having not been stamped by the "Dedicated Testing/Inspection Stamp" is deemed to be invalid. Copying or excerpting portion of, or altering the content of the report is not permitted without the written authorization of AGC. The test results presented in the report apply only to the tested sample. Any objections to report issued by AGC should be submitted to AGC within 15days after the issuance of the test report. Further enquiry of validity or verification of the test report should be addressed to AGC by agc01@agccert.com.