说明书

6cm

9cm

MagSafe Magnetic Power Bank

User Manual

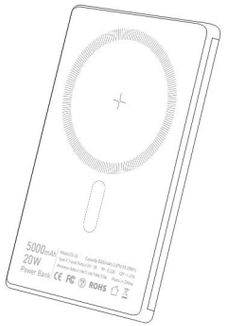

Please read and keep this instruction manual

Function Introduction:

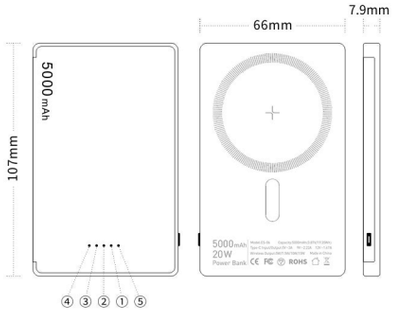

①	Power 0-25%
②	Power 26-50%
③	Power 51-75%
④	Power 76-100%
⑤	Fast Charge Indicator Light

Indicator Light:

Charge the power bank:

The blue indicator light flash. When the power bank is charged to 100%, the blue indicator light is always on.

Use the charging cable to connect the power bank to charge your phone:

The blue indicator light is always on.

Use the power bank to charge your phone wirelessly:

Press the On/Off button and turn on wireless charging. The blue indicator light is always on.

If your phone is fast charging, the red fast charging indicator light is always on.

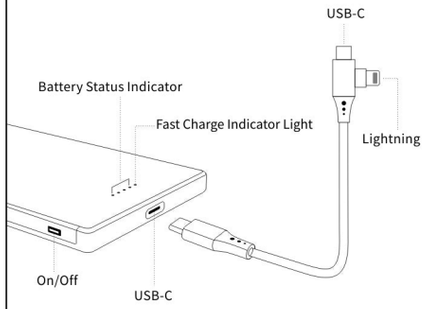

Method of application:

The package includes a USB-C to USB-C / Lightning cable, which can charge all USB-C and Lightning devices.
Press the on/off button. Use the cable to connect the power bank to the phone . It can charge USB-C and Lightning devices.

Compatible Phone Models:

MagSafe Compatible :

iPhone 12 /13 /14 /15 Series

Wireless Charging Compatible :

iPhone 8 /X /XS /XR /11 /12 /13 /14 /15 Series (Up to 7.5W)
Android phones that support wireless charging or Qi protocols (Up to 15W)

Product Specifications:

Product Size : L107 * W66 * H7.9mm
Package Size: 115 * 74 * 14 mm
Net Weight : 111g / 3.92 oz
Color: Purple / Blue / Space Gray
Material: ABS Plastic + Aluminum Alloy
Battery Material: Lithium Battery
Battery Capacity: 5000 mAh
Rated Capacity: 4850 mAh

Input Power: 5V=3A, 9V=2.22A, 12V=1.67A
Output Power: 5V=3A, 9V=2.22A, 12V=1.67A
Wireless Charge for iPhone 8~11 Series: 7.5W
Wireless Charge for Android & iPhone 12~15 Series:15W
Wired Charge: 20W

Package List:

1 x MagSafe Magnetic Power Bank
1 x USB-C to USB-C / Lightning Cable
1 x User Manual

Warming:

1. Do not throw, bump,disassemble and repair by yourself.
2. Avoid direct sunlight and high temperature environment.
3. If the case is too thick, it may have an effect on wireless charging. Please remove the case before charging.
4. Please charge the charger regularly if long time unused.

FCC Warnning:

This equipment has been tested and found to comply with the limits for a Class B digital device, pursuant to part 15 of the FCC Rules. These limits are designed to provide reasonable protection against harmful interference in a residential installation. This equipment generates, uses and can radiate radio frequency energy and, if not installed and used in accordance with the instructions, may cause harmful interference to radio communications. However, there is no guarantee that interference will not occur in a particular installation. If this equipment does cause harmful interference to radio or television reception, which can be determined by turning the equipment off and on, the user is encouraged to try to correct the interference by one or more of the following measures:

- Reorient or relocate the receiving antenna.
- Increase the separation between the equipment and receiver.
- Connect the equipment into an outlet on a circuit different from that to which the receiver is connected.
- Consult the dealer or an experienced radio/TV technician for help.

Caution: Any changes or modifications to this device not explicitly approved by manufacturer could void your authority to operate this equipment.

This device complies with part 15 of the FCC Rules. Operation is subject to the following two conditions:

(1)This device may not cause harmful interference, and (2) this device must accept any interference received, including interference that may cause undesired operation.

This equipment complies with FCC radiation exposure limits set forth for an uncontrolled environment. This equipment should be installed and operated with minimum distance 0cm between the radiator and your body.