8.8 **Band Edge(Hopping)**

Condition	Mode	Frequency (MHz)	Antenna	Hopping Mode	Max Value (dBc)	Limit (dBc)	Verdict
NVNT	1-DH5	2402	Ant1	Hopping	-42.62	-20	Pass
NVNT	1-DH5	2480	Ant1	Hopping	-43.8	-20	Pass
NVNT	2-DH5	2402	Ant1	Hopping	-44.85	-20	Pass
NVNT	2-DH5	2480	Ant1	Hopping	-45.16	-20	Pass
NVNT	3-DH5	2402	Ant1	Hopping	-45.79	-20	Pass
NVNT	3-DH5	2480	Ant1	Hopping	-43.26	-20	Pass

Test Graphs

Band Edge(Hopping) NVNT 1-DH5 2402MHz Ant1 Hopping Ref

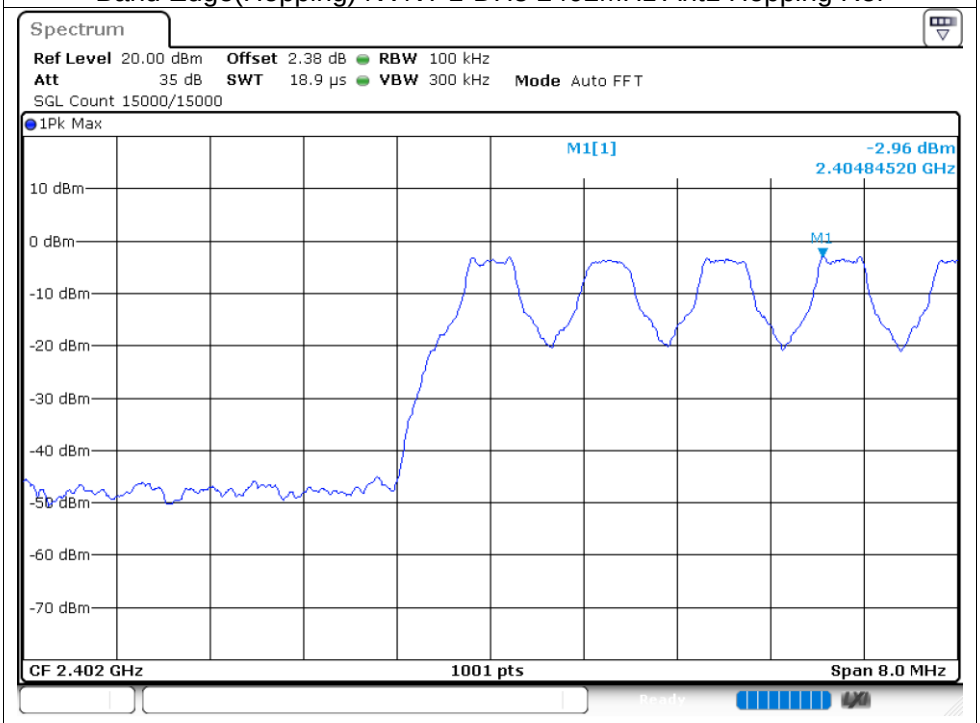

Band Edge(Hopping) NVNT 1-DH5 2402MHz Ant1 Hopping Emission

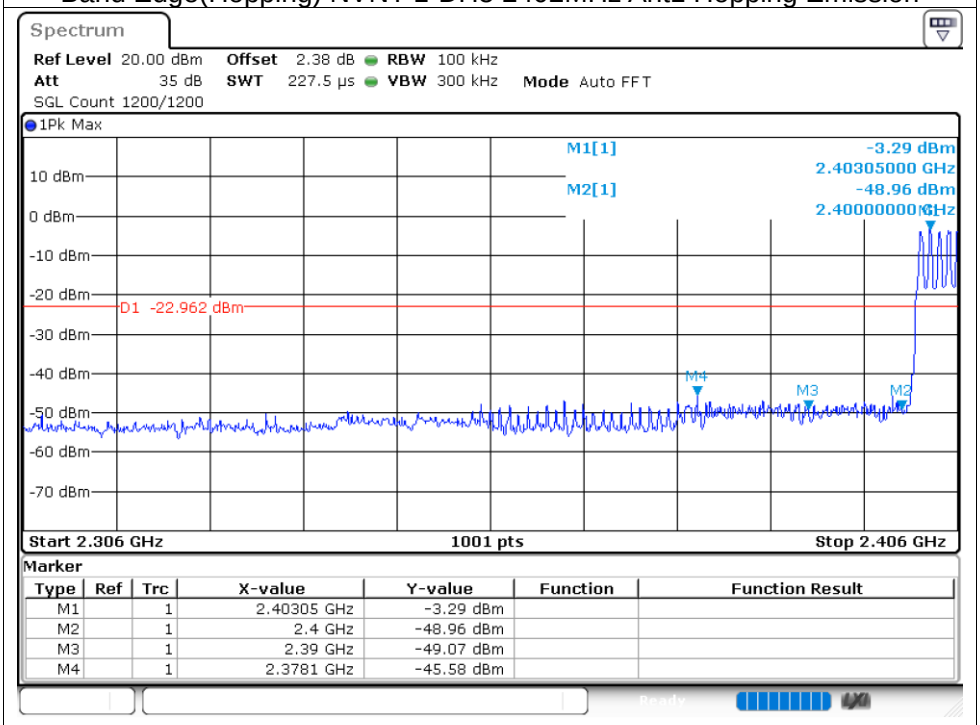

Marker

Type	Ref	Trc	X-value	Y-value	Function	Function Result
M1		1	2.40305 GHz	-3.29 dBm		
M2		1	2.4 GHz	-48.96 dBm		
M3		1	2.39 GHz	-49.07 dBm		
M4		1	2.3781 GHz	-45.58 dBm		

Band Edge(Hopping) NVNT 1-DH5 2480MHz Ant1 Hopping Ref

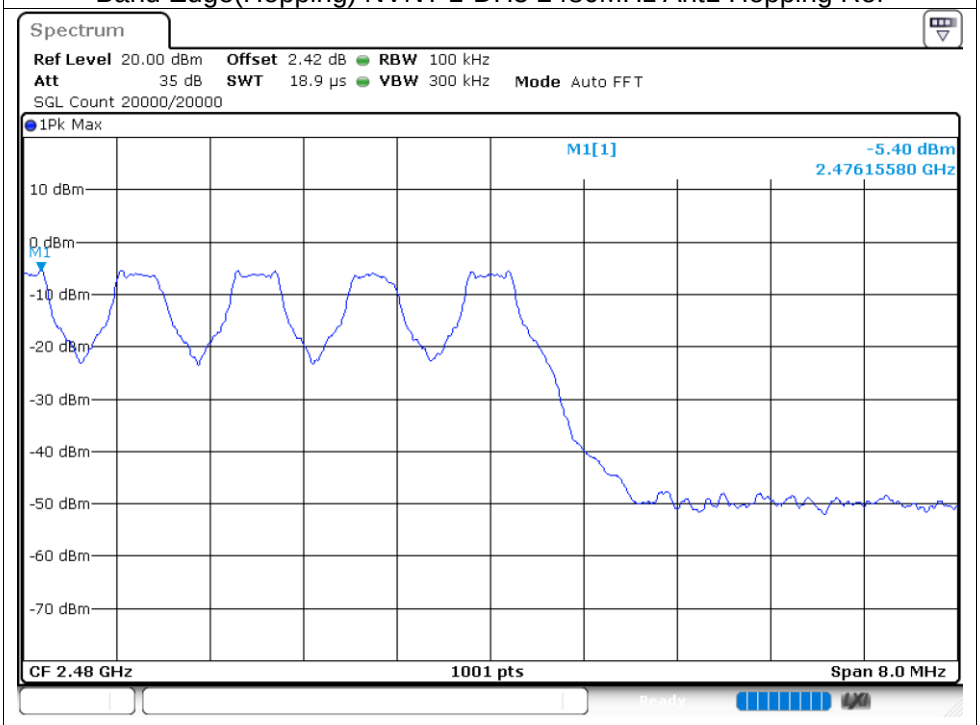

Band Edge(Hopping) NVNT 1-DH5 2480MHz Ant1 Hopping Emission

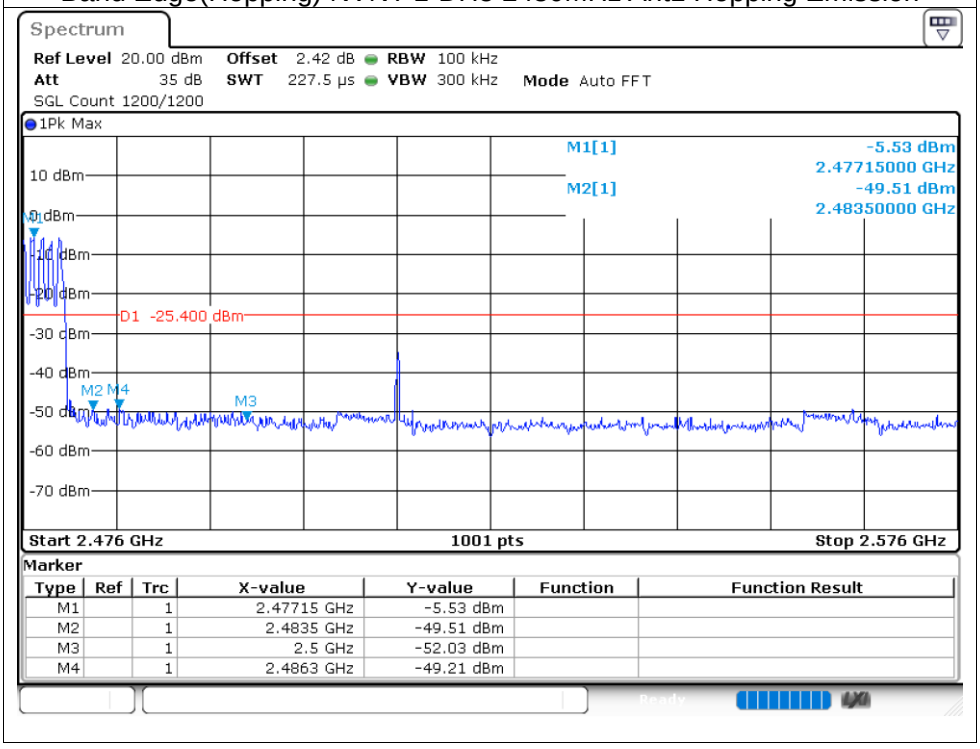

Marker

Type	Ref	Trc	X-value	Y-value	Function	Function Result
M1		1	2.47715 GHz	-5.53 dBm		
M2		1	2.4835 GHz	-49.51 dBm		
M3		1	2.5 GHz	-52.03 dBm		
M4		1	2.4863 GHz	-49.21 dBm		

Band Edge(Hopping) NVNT 2-DH5 2402MHz Ant1 Hopping Ref

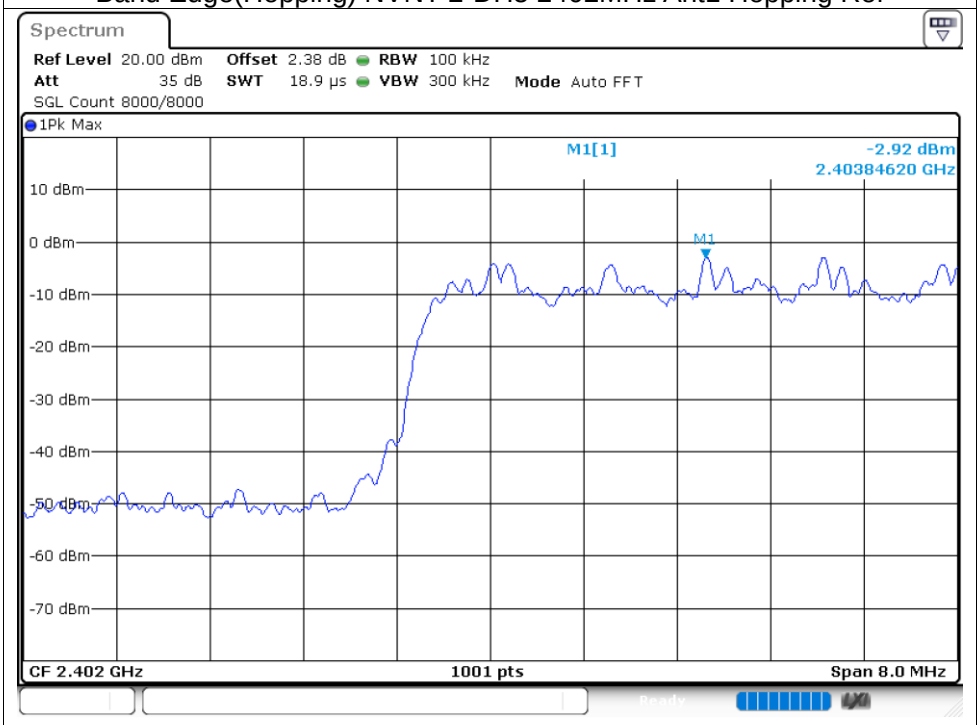

Band Edge(Hopping) NVNT 2-DH5 2402MHz Ant1 Hopping Emission

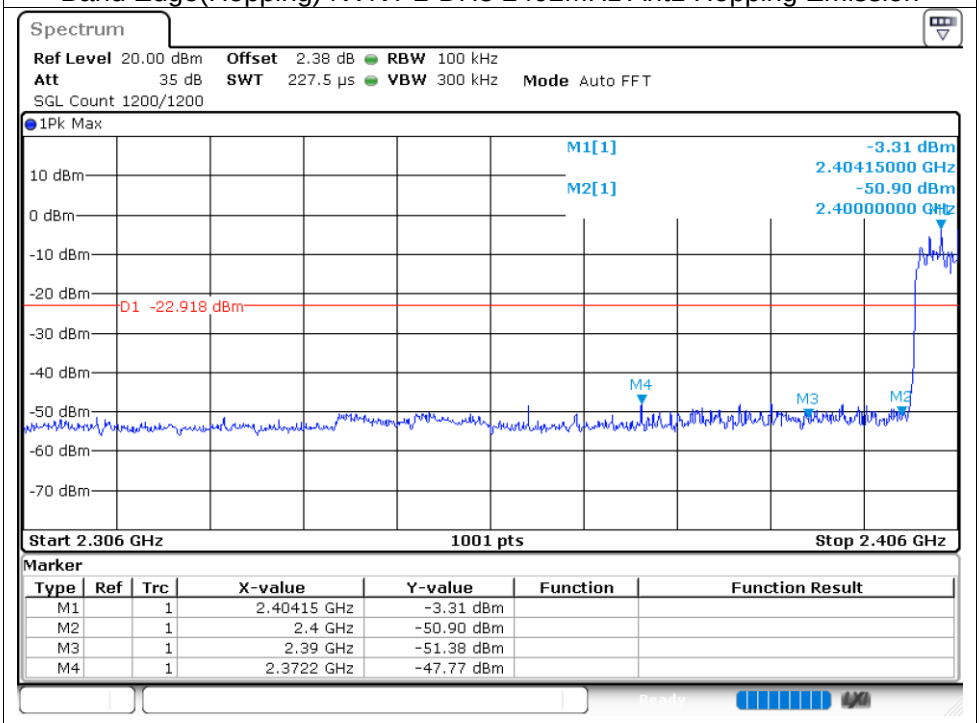

Marker

Type	Ref	Trc	X-value	Y-value	Function	Function Result
M1		1	2.40415 GHz	-3.31 dBm		
M2		1	2.4 GHz	-50.90 dBm		
M3		1	2.39 GHz	-51.38 dBm		
M4		1	2.3722 GHz	-47.77 dBm		

Band Edge(Hopping) NVNT 2-DH5 2480MHz Ant1 Hopping Ref

Band Edge(Hopping) NVNT 2-DH5 2480MHz Ant1 Hopping Emission

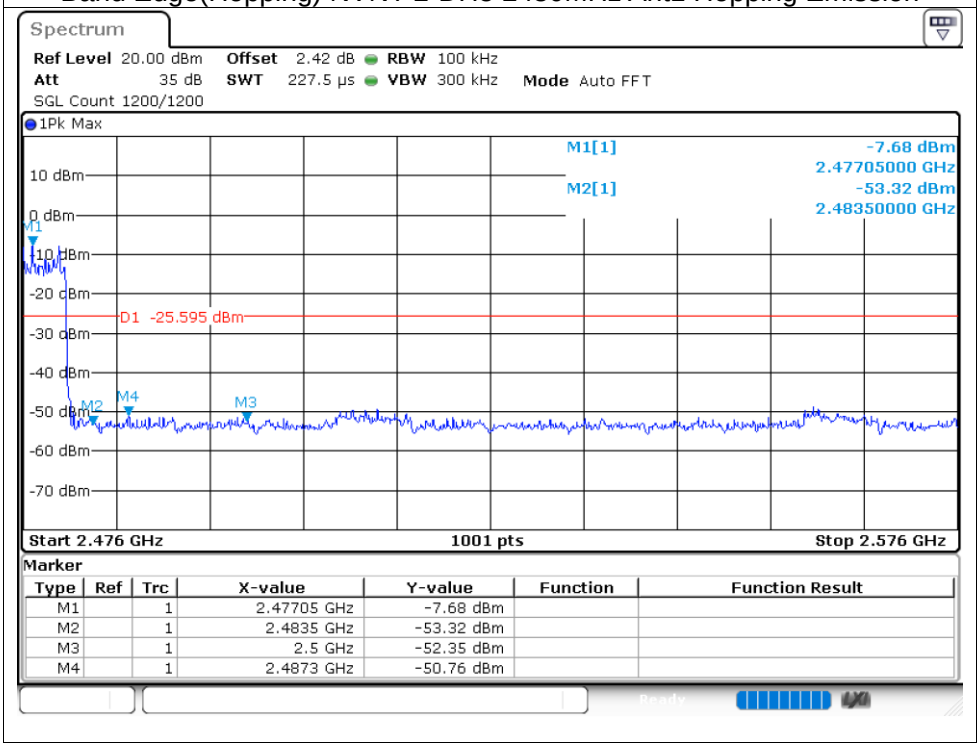

Marker

Type	Ref	Trc	X-value	Y-value	Function	Function Result
M1		1	2.47705 GHz	-7.68 dBm		
M2		1	2.4835 GHz	-53.32 dBm		
M3		1	2.5 GHz	-52.35 dBm		
M4		1	2.4873 GHz	-50.76 dBm		

Band Edge(Hopping) NVNT 3-DH5 2402MHz Ant1 Hopping Ref

Band Edge(Hopping) NVNT 3-DH5 2402MHz Ant1 Hopping Emission

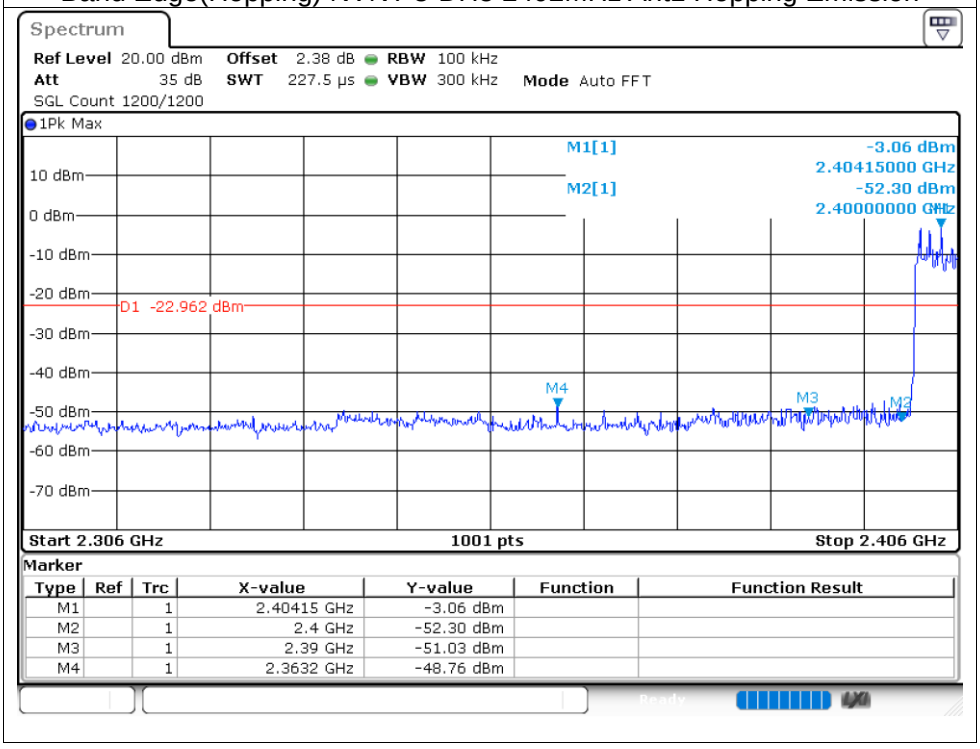

Marker

Type	Ref	Trc	X-value	Y-value	Function	Function Result
M1		1	2.40415 GHz	-3.06 dBm		
M2		1	2.4 GHz	-52.30 dBm		
M3		1	2.39 GHz	-51.03 dBm		
M4		1	2.3632 GHz	-48.76 dBm		

Band Edge(Hopping) NVNT 3-DH5 2480MHz Ant1 Hopping Ref

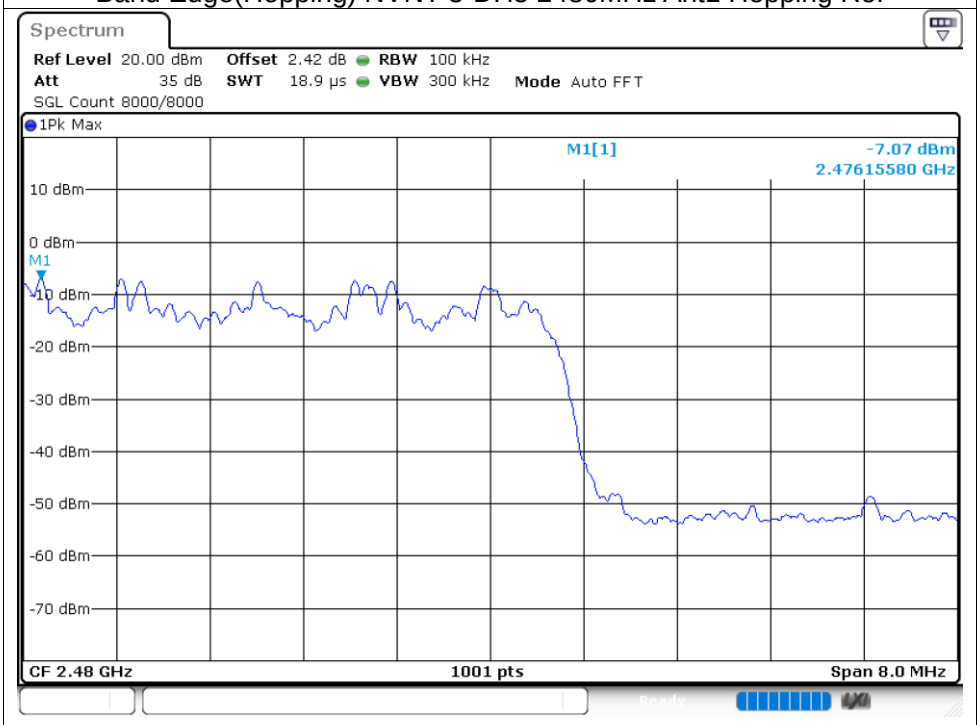

Band Edge(Hopping) NVNT 3-DH5 2480MHz Ant1 Hopping Emission

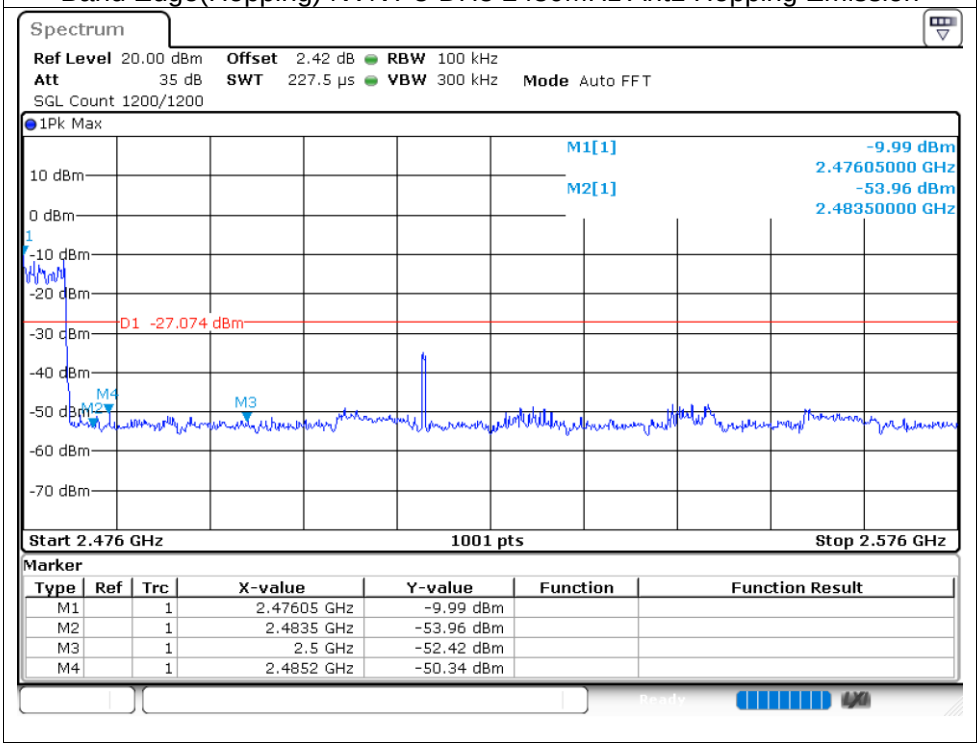

Marker

Type	Ref	Trc	X-value	Y-value	Function	Function Result
M1		1	2.47605 GHz	-9.99 dBm		
M2		1	2.4835 GHz	-53.96 dBm		
M3		1	2.5 GHz	-52.42 dBm		
M4		1	2.4852 GHz	-50.34 dBm		

8.9 Conducted RF Spurious Emission

Condition	Mode	Frequency (MHz)	Antenna	Max Value (dBc)	Limit (dBc)	Verdict
NVNT	1-DH5	2402	Ant1	-45.2	-20	Pass
NVNT	1-DH5	2441	Ant1	-44.93	-20	Pass
NVNT	1-DH5	2480	Ant1	-39.08	-20	Pass
NVNT	2-DH5	2402	Ant1	-45.09	-20	Pass
NVNT	2-DH5	2480	Ant1	-27.57	-20	Pass
NVNT	3-DH5	2402	Ant1	-43.55	-20	Pass
NVNT	3-DH5	2441	Ant1	-39.89	-20	Pass
NVNT	3-DH5	2480	Ant1	-41.97	-20	Pass

Test Graphs

Tx. Spurious NVNT 1-DH5 2402MHz Ant1 Ref

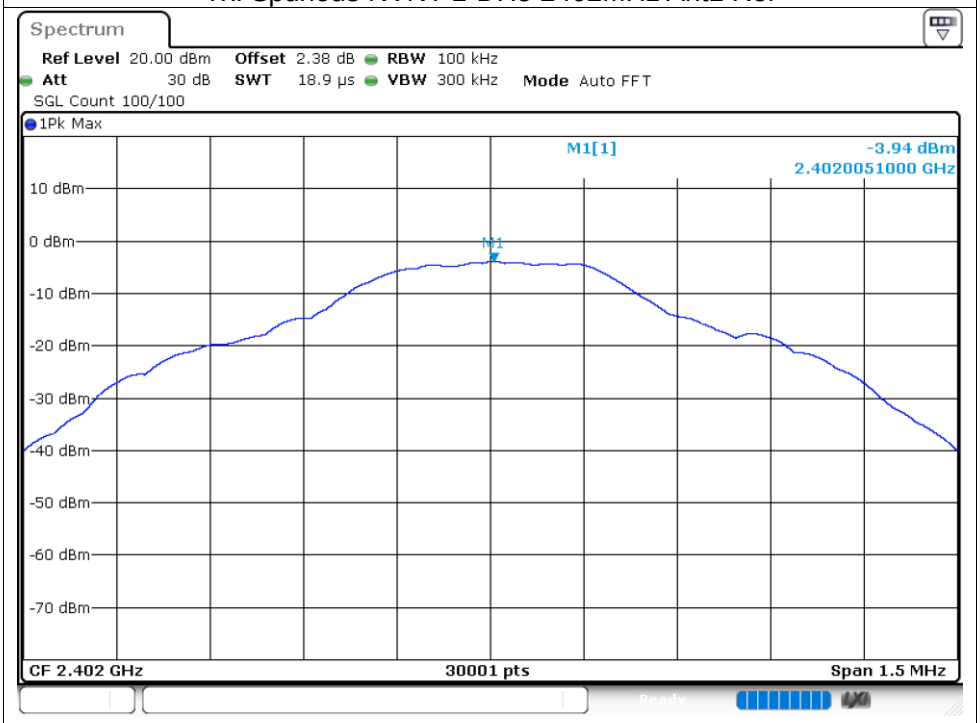

Tx. Spurious NVNT 1-DH5 2402MHz Ant1 Emission

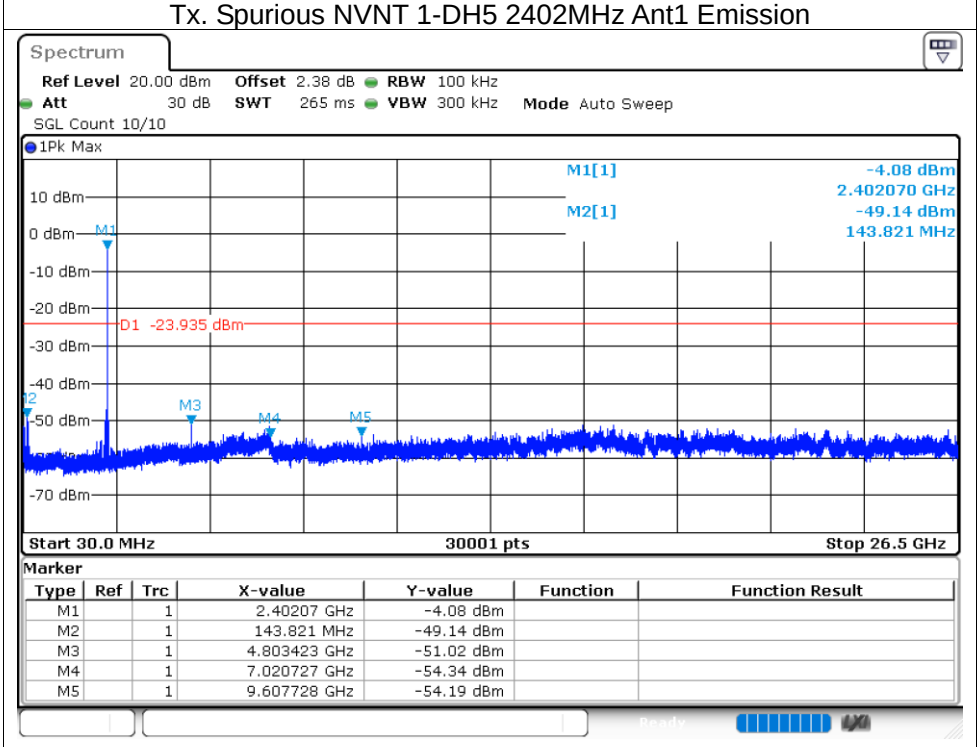

Marker

Type	Ref	Trc	X-value	Y-value	Function	Function Result
M1		1	2.40207 GHz	-4.08 dBm		
M2		1	143.821 MHz	-49.14 dBm		
M3		1	4.803423 GHz	-51.02 dBm		
M4		1	7.020727 GHz	-54.34 dBm		
M5		1	9.607728 GHz	-54.19 dBm		

Tx. Spurious NVNT 1-DH5 2441MHz Ant1 Ref

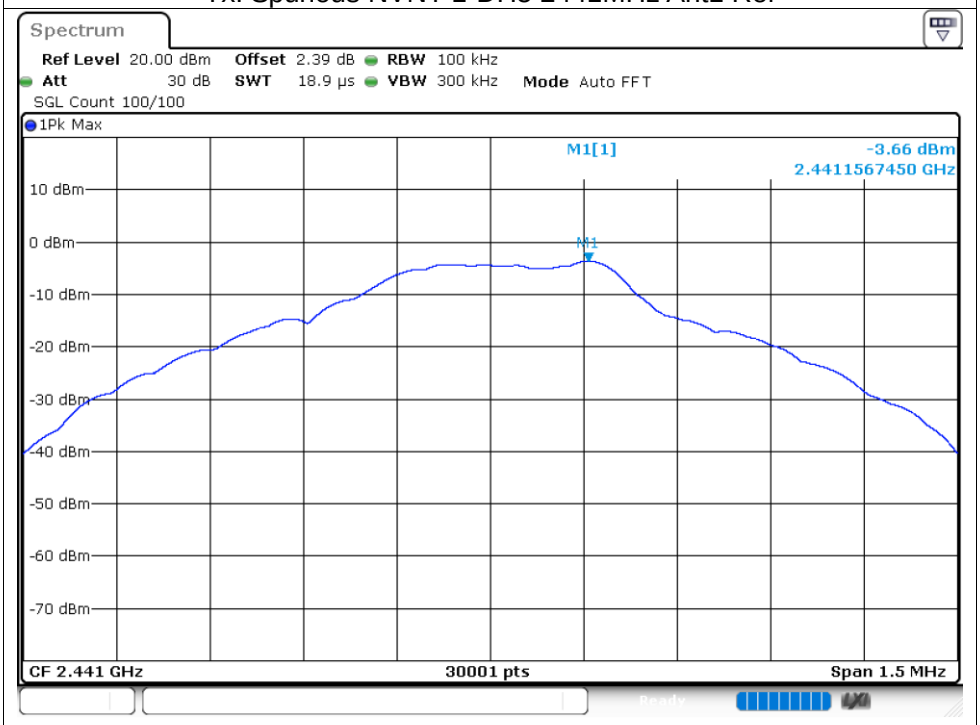

Tx. Spurious NVNT 1-DH5 2441MHz Ant1 Emission

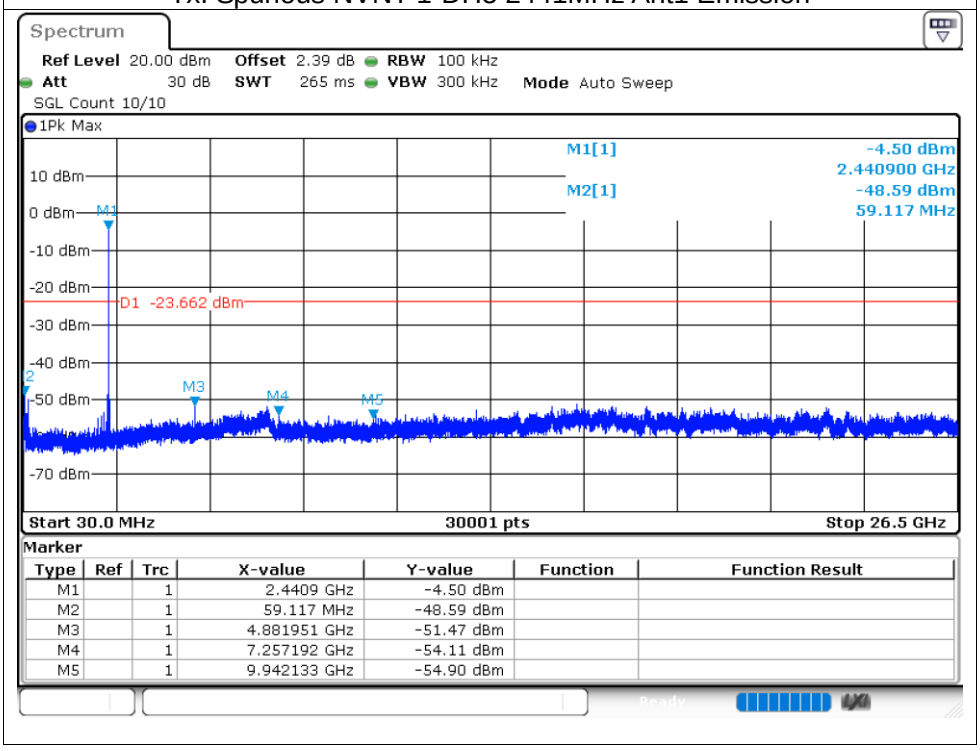

Marker

Type	Ref	Trc	X-value	Y-value	Function	Function Result
M1		1	2.4409 GHz	-4.50 dBm		
M2		1	59.117 MHz	-48.59 dBm		
M3		1	4.881951 GHz	-51.47 dBm		
M4		1	7.257192 GHz	-54.11 dBm		
M5		1	9.942133 GHz	-54.90 dBm		

Tx. Spurious NVNT 1-DH5 2480MHz Ant1 Ref

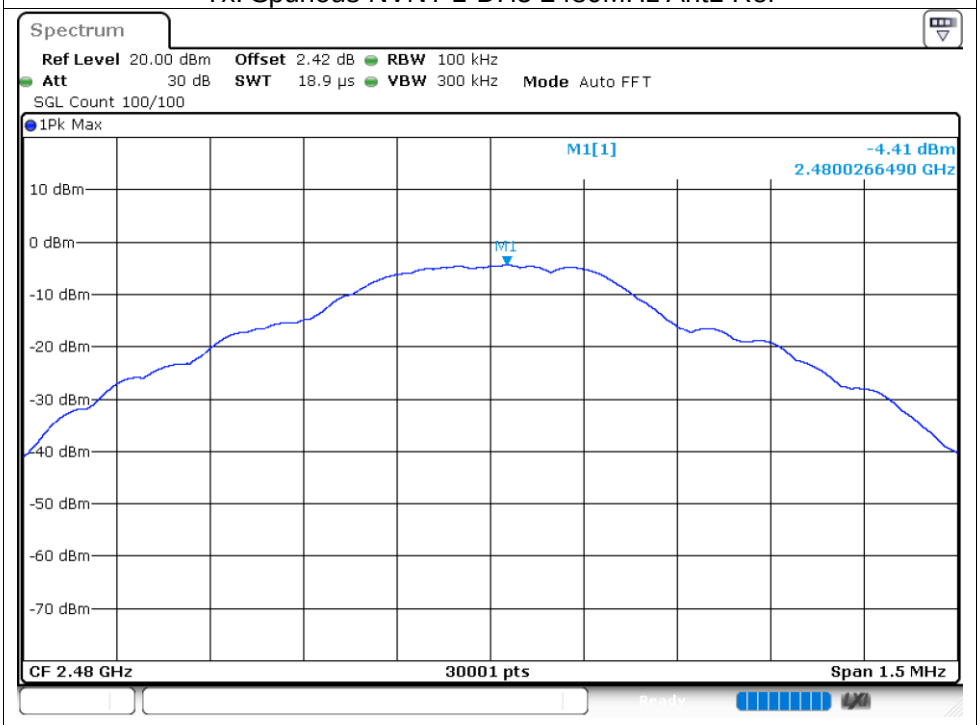

Tx. Spurious NVNT 1-DH5 2480MHz Ant1 Emission

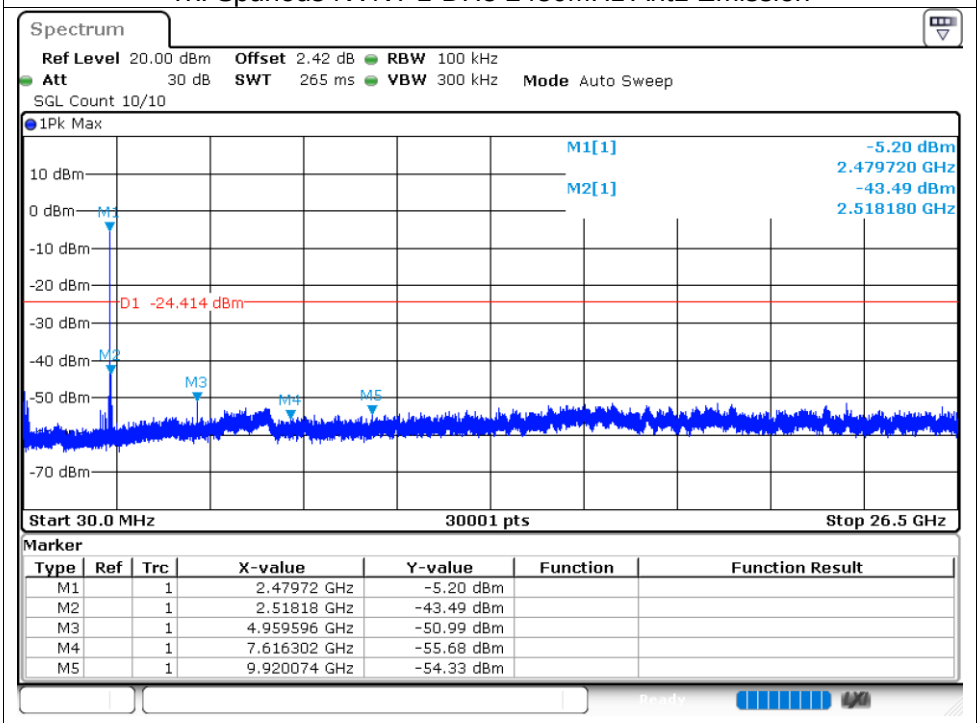

Marker

Type	Ref	Trc	X-value	Y-value	Function	Function Result
M1		1	2.47972 GHz	-5.20 dBm		
M2		1	2.51818 GHz	-43.49 dBm		
M3		1	4.959596 GHz	-50.99 dBm		
M4		1	7.616302 GHz	-55.68 dBm		
M5		1	9.920074 GHz	-54.33 dBm		

Tx. Spurious NVNT 2-DH5 2402MHz Ant1 Ref

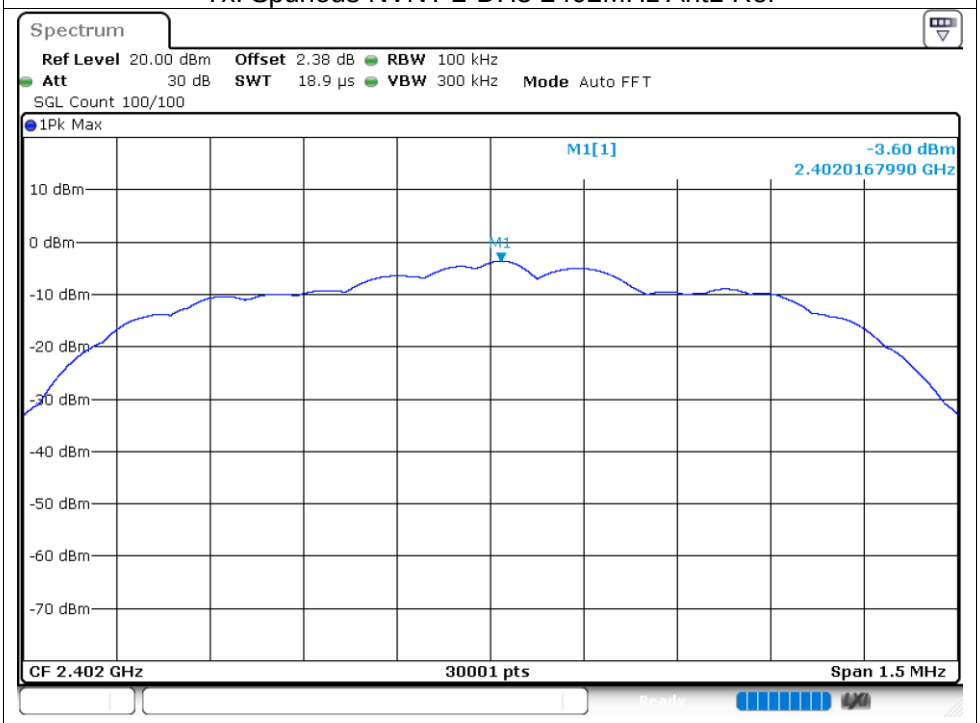

Tx. Spurious NVNT 2-DH5 2402MHz Ant1 Emission

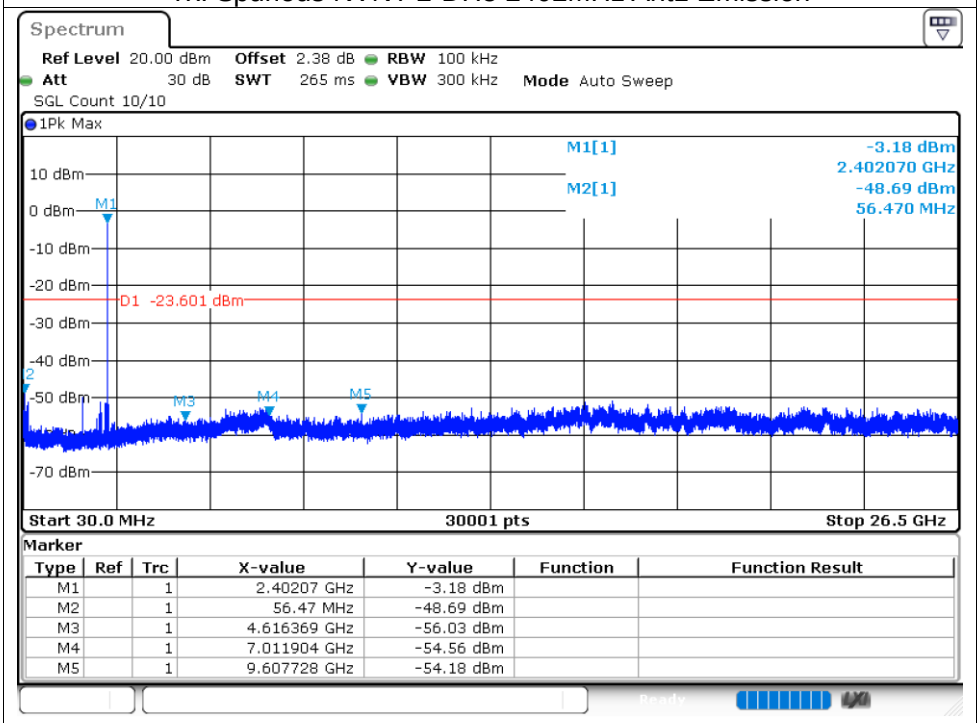

Marker

Type	Ref	Trc	X-value	Y-value	Function	Function Result
M1		1	2.40207 GHz	-3.18 dBm		
M2		1	56.47 MHz	-48.69 dBm		
M3		1	4.616369 GHz	-56.03 dBm		
M4		1	7.011904 GHz	-54.56 dBm		
M5		1	9.607728 GHz	-54.18 dBm		

Tx. Spurious NVNT 2-DH5 2480MHz Ant1 Ref

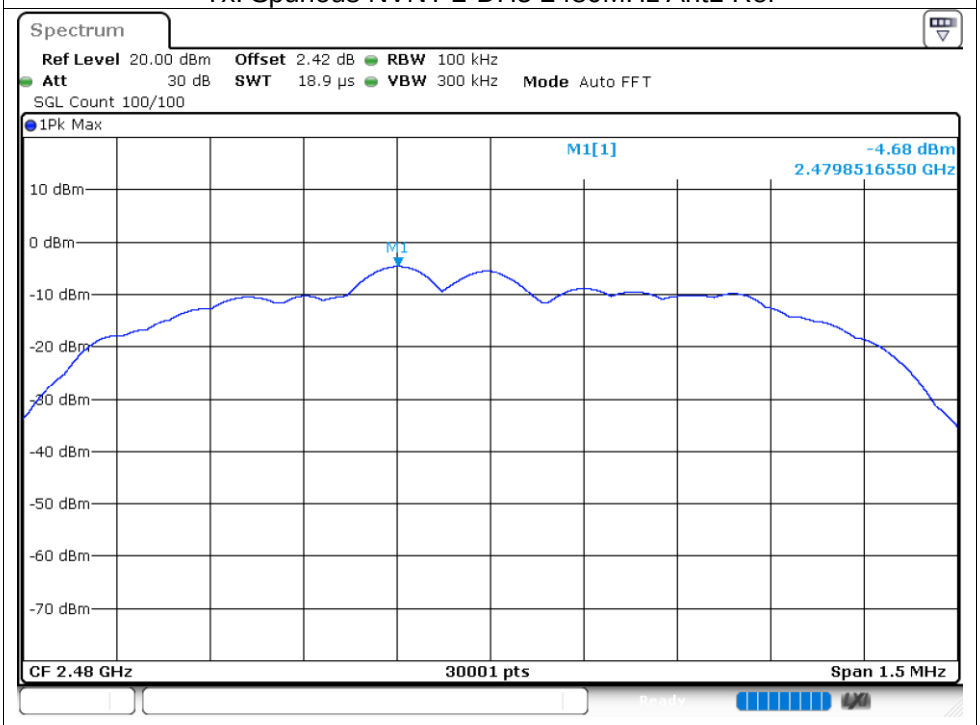

Tx. Spurious NVNT 2-DH5 2480MHz Ant1 Emission

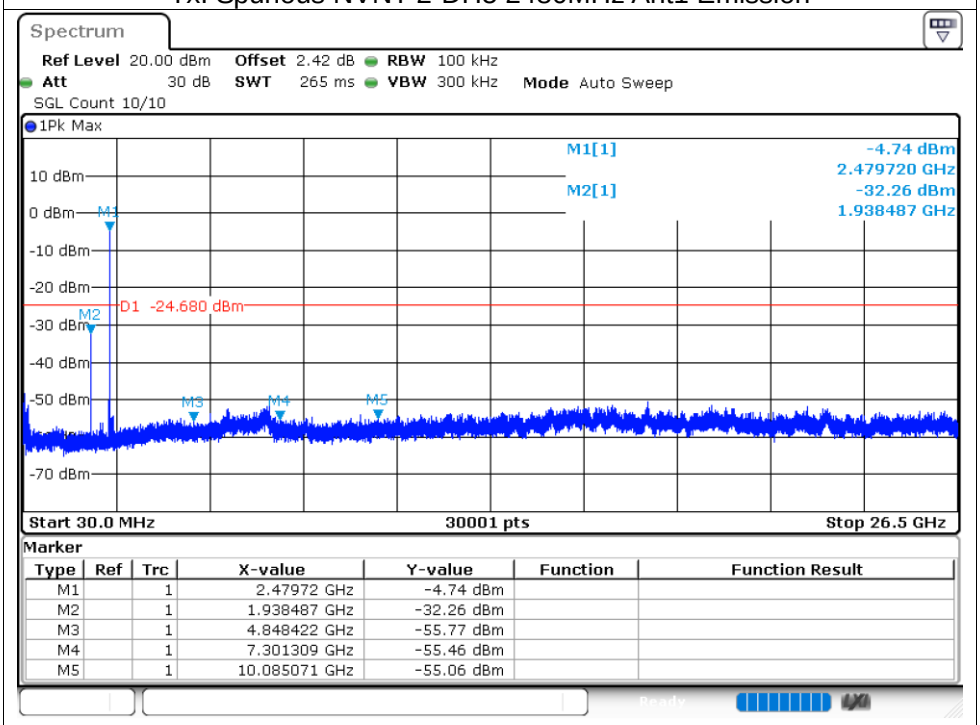

Marker

Type	Ref	Trc	X-value	Y-value	Function	Function Result
M1		1	2.47972 GHz	-4.74 dBm		
M2		1	1.938487 GHz	-32.26 dBm		
M3		1	4.848422 GHz	-55.77 dBm		
M4		1	7.301309 GHz	-55.46 dBm		
M5		1	10.085071 GHz	-55.06 dBm		

Tx. Spurious NVNT 3-DH5 2402MHz Ant1 Ref

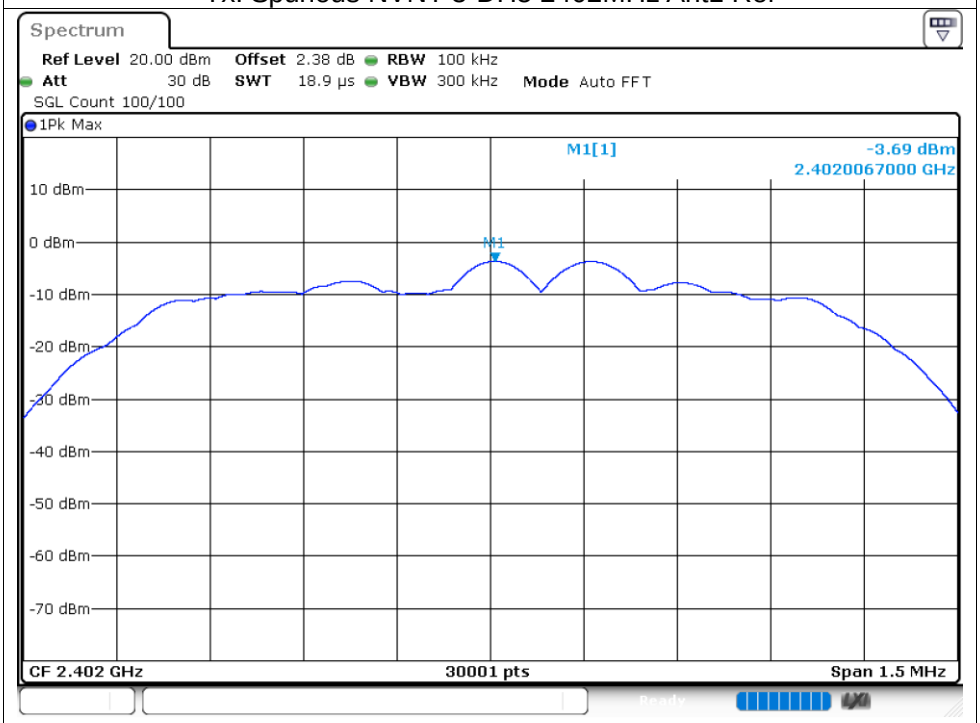

Tx. Spurious NVNT 3-DH5 2402MHz Ant1 Emission

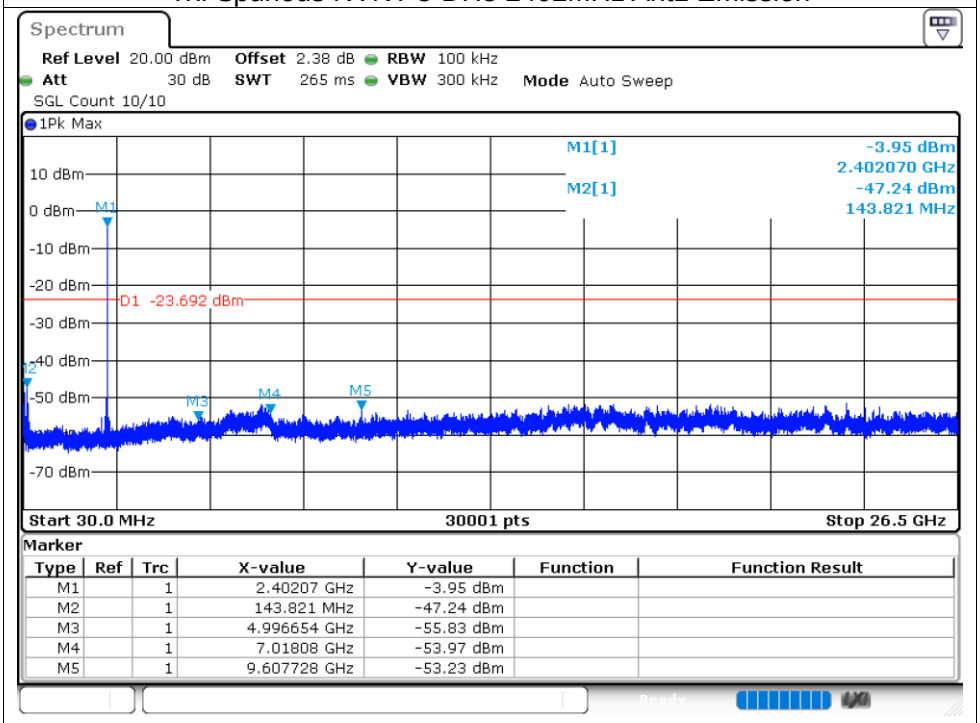

Marker

Type	Ref	Trc	X-value	Y-value	Function	Function Result
M1		1	2.40207 GHz	-3.95 dBm		
M2		1	143.821 MHz	-47.24 dBm		
M3		1	4.996654 GHz	-55.83 dBm		
M4		1	7.01808 GHz	-53.97 dBm		
M5		1	9.607728 GHz	-53.23 dBm		

Tx. Spurious NVNT 3-DH5 2441MHz Ant1 Ref

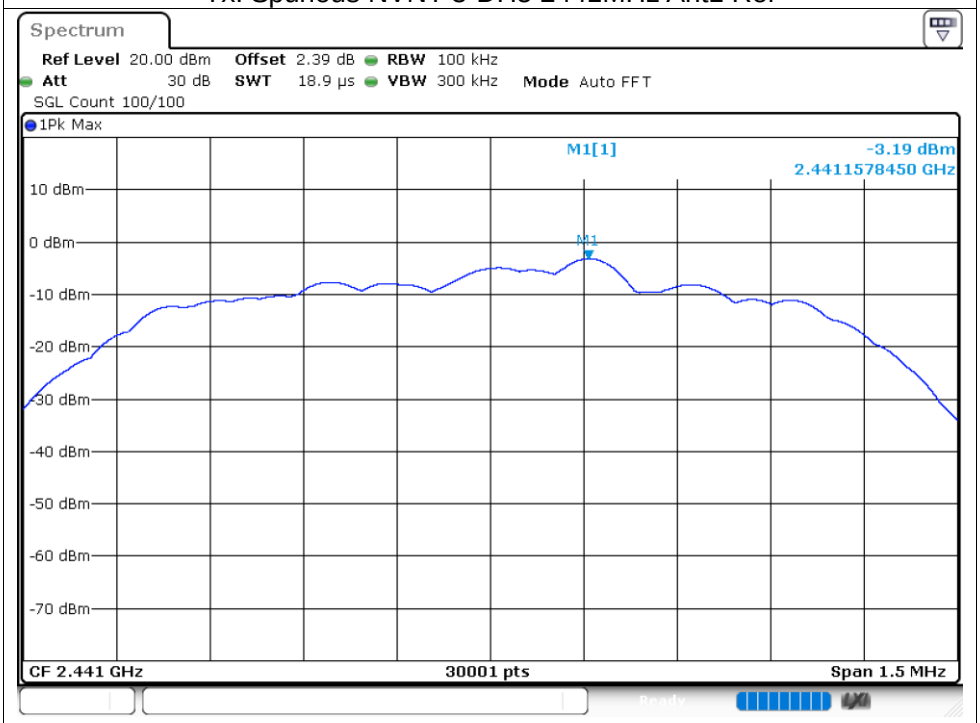

Tx. Spurious NVNT 3-DH5 2441MHz Ant1 Emission

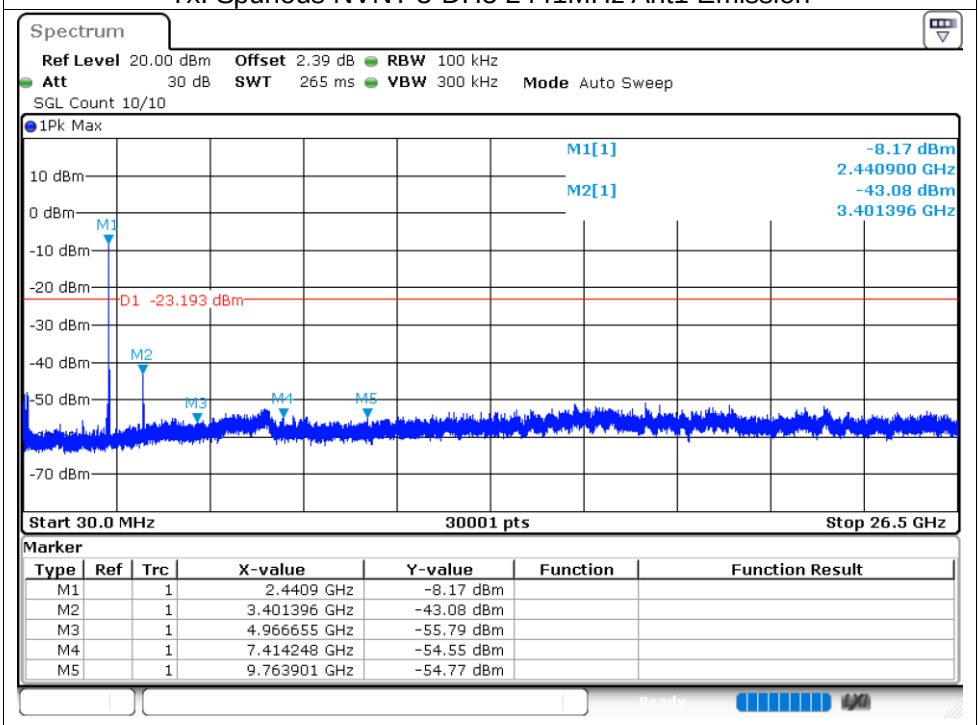

Marker

Type	Ref	Trc	X-value	Y-value	Function	Function Result
M1		1	2.4409 GHz	-8.17 dBm		
M2		1	3.401396 GHz	-43.08 dBm		
M3		1	4.966655 GHz	-55.79 dBm		
M4		1	7.414248 GHz	-54.55 dBm		
M5		1	9.763901 GHz	-54.77 dBm		

Tx. Spurious NVNT 3-DH5 2480MHz Ant1 Ref

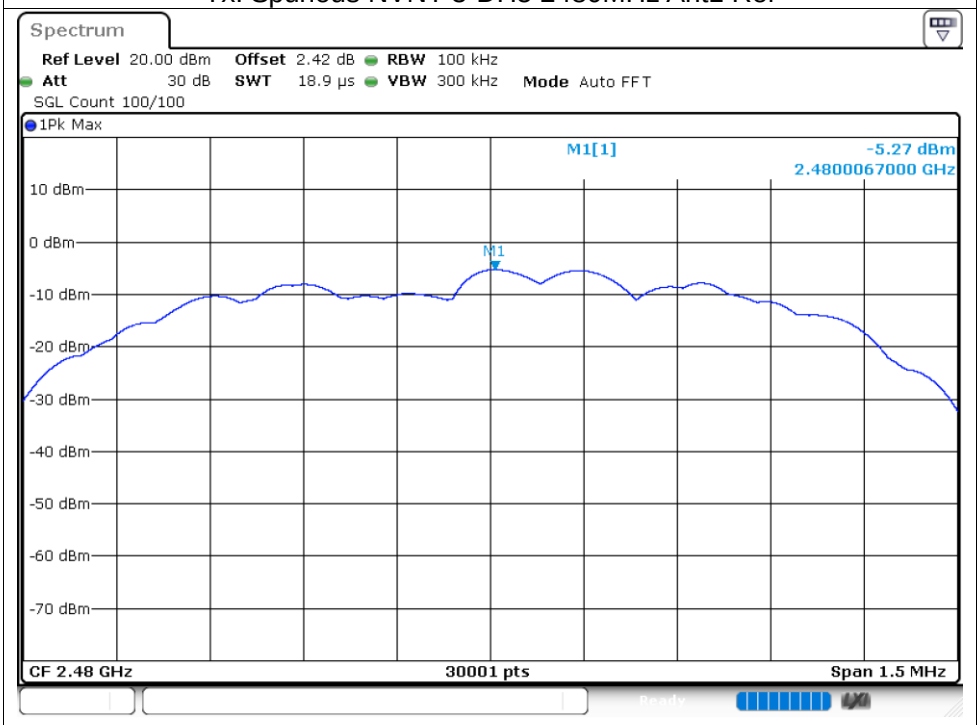

Tx. Spurious NVNT 3-DH5 2480MHz Ant1 Emission

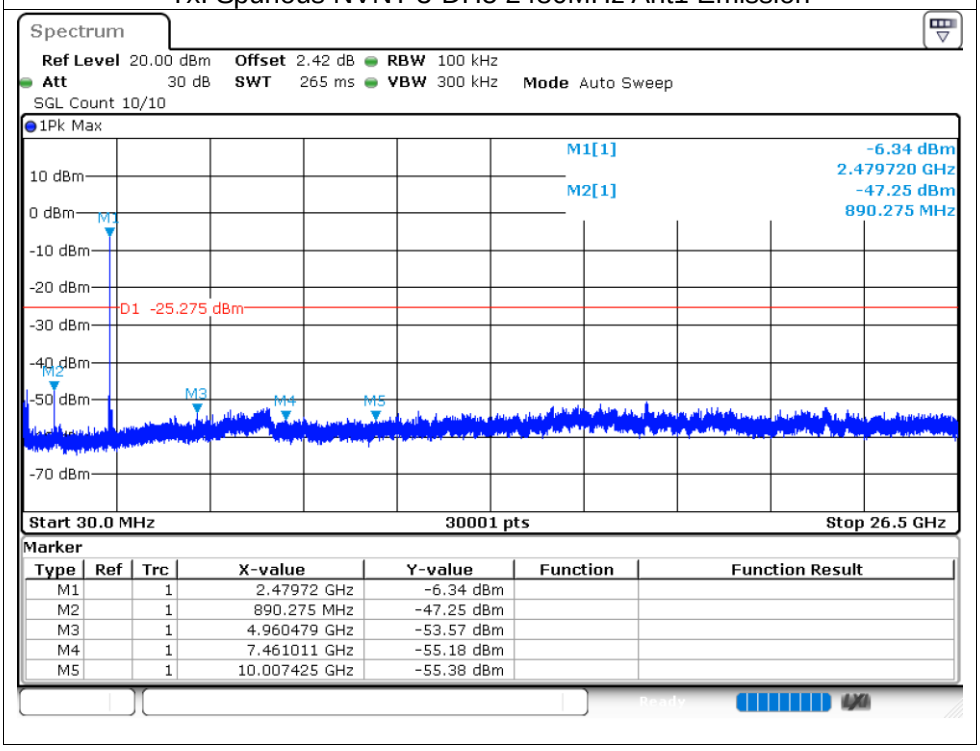

Marker

Type	Ref	Trc	X-value	Y-value	Function	Function Result
M1		1	2.47972 GHz	-6.34 dBm		
M2		1	890.275 MHz	-47.25 dBm		
M3		1	4.960479 GHz	-53.57 dBm		
M4		1	7.461011 GHz	-55.18 dBm		
M5		1	10.007425 GHz	-55.38 dBm		

END OF REPORT