ACCREDITED
CERT # 4344.01

TEST REPORT

Applicant:	Mudita Sp. z o.o.
Address:	Jana Czeczota 6, 02-607 Warszawa, Poland
Equipment Type:	GSM/WCDMA/LTE Mobile Phone
Model Name:	Kompakt-NAM
Brand Name:	Mudita
FCC ID:	2BCWI-KOMPAKT-NAM
ISED Number:	31299-KOMPAKTNAM
Test Standard:	47 CFR Part 15 Subpart E RSS-Gen Issue 5 RSS-247 Issue 3 (refer to section 3.1)
Sample Arrival Date:	Dec. 17, 2024
Test Date:	Dec. 20, 2024 - Jan. 04, 2025
Date of Issue:	Mar. 05, 2025

ISSUED BY:

Shenzhen BALUN Technology Co., Ltd.

Tested by: Julie Zhu **Checked by:** Ye Hongji **Approved by:** Sunny Zou (Technical Director)

Revision History

Version	Issue Date	Revisions
Rev. 01	Mar. 05, 2025	Initial Issue

TABLE OF CONTENTS

1 GENERAL INFORMATION 4
1.1 Test Laboratory 4
1.2 Test Location 4
2 PRODUCT INFORMATION 5
2.1 Applicant Information 5
2.2 Manufacturer Information 5
2.3 General Description for Equipment under Test (EUT) 5
2.4 Technical Information 5
2.5 Channel List 7
3 SUMMARY OF TEST RESULTS 10
3.1 Test Standards 10
3.2 Test Verdict 10
4 GENERAL TEST CONFIGURATIONS 11
4.1 Test Environments 11
4.2 Test Equipment List 11
4.3 Test Software List 12
4.4 Measurement Uncertainty 12
4.5 Description of Test Setup 13
5 TEST ITEMS 16
5.1 RF Output Power 16
5.2 Emission Bandwidth and 6 dB Bandwidth 18
5.3 Power Spectral density (PSD) 19
5.4 Conducted Emission 20
5.5 Radiated Spurious Emissions and Band Edge (Restricted-band) 21

ANNEX A TEST RESULT 26
A.1 RF Output Power 26
A.2 Emission Bandwidth & 99% Bandwidth 31
A.3 6 dB Bandwidth 33
A.4 Power Spectral Density 34
A.5 Conducted Emissions 38
A.6 Radiated Spurious Emissions and Band Edge (Restricted-band) 40
ANNEX B TEST SETUP PHOTOS 151
ANNEX C EUT EXTERNAL PHOTOS 151
ANNEX D EUT INTERNAL PHOTOS 151

1 GENERAL INFORMATION

1.1 Test Laboratory

Name	Shenzhen BALUN Technology Co., Ltd.
Address	Block B, 1/F, Baisha Science and Technology Park, Shahe Xi Road, Nanshan District, Shenzhen, Guangdong Province, P. R. China
Phone Number	+86 755 6685 0100

1.2 Test Location

Name	Shenzhen BALUN Technology Co., Ltd.
Location	☑ Block B, 1/F, Baisha Science and Technology Park, Shahe Xi Road, Nanshan District, Shenzhen, Guangdong Province, P. R. China
	☐ 1/F, Building B, Ganghongji High-tech Intelligent Industrial Park, No. 1008, Songbai Road, Yangguang Community, Xili Sub-district, Nanshan District, Shenzhen, Guangdong Province, P. R. China
Accreditation Certificate	The laboratory is a testing organization accredited by FCC as a accredited testing laboratory. The designation number is CN1196. The laboratory has been listed by Industry Canada to perform electromagnetic emission measurements. The recognition numbers of test site are 11524A.

2 PRODUCT INFORMATION

2.1 Applicant Information

Applicant	Mudita Sp. z o.o.
Address	Jana Czeczota 6, 02-607 Warszawa, Poland

2.2 Manufacturer Information

Manufacturer	Mudita Sp. z o.o.
Address	Jana Czeczota 6, 02-607 Warszawa, Poland

2.3 General Description for Equipment under Test (EUT)

EUT Name	GSM/WCDMA/LTE Mobile Phone
Model Name Under Test	Kompakt-NAM
Series Model Name	N/A
Description of Model name differentiation	N/A
Serial Number	/
Hardware Version	V0.3
Software Version	LS601B_EINK_US_2SIM_V1.0_20241213
Dimensions (Approx.)	N/A
Weight (Approx.)	N/A

2.4 Technical Information

Network and Wireless connectivity	2G Network GSM/GPRS 850/1900 3G Network WCDMA/HSDPA/HSUPA Band 2/4/5 4G Network FDD LTE Band 2/4/5/7/12/13/17/18/19/25/26/66/71 TDD LTE Band 38/41 Bluetooth (BR+EDR+BLE) WIFI 802.11a, 802.11b, 802.11g, 802.11n(HT20/40) and 802.11ac(VHT20/40/80) GNSS, FM Receiver, NFC, WPT(RX Only)

The requirement for the following technical information of the EUT was tested in this report:

Frequency Range	U-NII-1: 5150 MHz to 5250 MHz, U-NII-2A: 5250 MHz to 5350 MHz, U-NII-2C: 5470 MHz to 5725 MHz, U-NII-3: 5725 MHz to 5850 MHz
Product Type	☐ Mobile ☒ Portable ☐ Fix Location
Modulation technology	OFDM

Modulation Type	256QAM, 64QAM, 16QAM, BPSK, QPSK
Transfer Rate (Mbps) (Single RF path)	802.11a: 54/ 48/ 36/ 24/ 18/ 12/ 9/ 6 Mbps 802.11n: up to 150 Mbps 802.11ac: up to VHT-MCS9
Channel Bandwidth	802.11a: 20 MHz 802.11n: 20 MHz, 40 MHz 802.11ac: 20 MHz, 40 MHz, 80 MHz
Maximum Output Power	U-NII-1: 11.75 mW U-NII-2A: 14.72 mW U-NII-2C: 16.67 mW U-NII-3: 17.91 mW
Antenna System (eg., MIMO, Smart Antenna)	N/A
Categorization as Correlated or Completely Uncorrelated	N/A
Antenna Type	PIFA Antenna
Antenna Gain	U-NII-1: 5150 MHz to 5250 MHz: 0.02 dBi U-NII-2A: 5250 MHz to 5350 MHz: 0.02 dBi U-NII-2C: 5470 MHz to 5725 MHz: 0.02 dBi U-NII-3: 5725 MHz to 5850 MHz: 0.02 dBi
About the Product	The equipment is GSM/WCDMA/LTE Mobile Phone, intended for used with information technology equipment.

Note: The above EUT information in section 2.4 was declared by manufacturer and for more detailed features description, please refer to the manufacturer's specifications or user's manual.

2.5 Channel List

20 MHz		40 MHz		80 MHz	
Channel Number	Frequency (MHz)	Channel Number	Frequency (MHz)	Channel Number	Frequency (MHz)
36	**5180**	**38**	**5190**	**42**	**5210**
40	5200	**46**	**5230**	**58**	**5290**
44	**5220**	**54**	**5270**	**106**	**5530**
48	**5240**	**62**	**5310**	**122**	**5610**
52	**5260**	**102**	**5510**	**155**	**5775**
56	5280	110	5550		
60	**5300**	**118**	**5590**		
64	**5320**	126	5630		
100	**5500**	**134**	**5670**		
104	5520	**151**	**5755**		
108	5540	**159**	**5795**		
112	5560				
116	**5580**				
120	5600				
124	5620				
128	5640				
132	5660				
136	5680				
140	**5700**				
149	**5745**				
153	5765				
157	**5785**				
161	5805				
165	**5825**				

Note: This report equipment will not transmit in the 5600-5650 MHz frequency band when used in Canada. This restriction is to protect weather radars operating in this frequency band.

The Lowest frequency, the middle frequency and the highest frequency of channel were selected to perform the test, and the selected channel see below:

For 802.11a/n(HT20)/ac(VHT20)

U-NII-1 (5150 - 5250 MHz)			U-NII-2A (5250 - 5350 MHz)		
Channel Number	Channel	Frequency (MHz)	Channel Number	Channel	Frequency (MHz)
36	Low	5180	52	Low	5260
44	Mid	5220	60	Mid	5300
48	High	5240	64	High	5320

U-NII-2C (5470 - 5725 MHz)			U-NII-3 (5725 - 5850 MHz)		
Channel Number	Channel	Frequency (MHz)	Channel Number	Channel	Frequency (MHz)
100	Low	5500	149	Low	5745
116	Mid	5580	157	Mid	5785
140	High	5700	165	High	5825

For 802.11n(HT40)/ac(VHT40

U-NII-1 (5150 - 5250 MHz)			U-NII-2A (5250 - 5350 MHz)		
Channel Number	Channel	Frequency (MHz)	Channel Number	Channel	Frequency (MHz)
38	Low	5190	54	Low	5270
46	High	5230	62	High	5310

U-NII-2C (5470 - 5725 MHz)			U-NII-3 (5725 - 5850 MHz)		
Channel Number	Channel	Frequency (MHz)	Channel Number	Channel	Frequency (MHz)
102	Low	5510	151	Low	5755
118	Mid	5590	159	High	5795
134	High	5670	--	--	--

For 802.11ac(VHT80)

U-NII-1 (5150 - 5250 MHz)			U-NII-2A (5250 - 5350 MHz)		
Channel Number	Channel	Frequency (MHz)	Channel Number	Channel	Frequency (MHz)
42	Mid	5210	58	Mid	5290

U-NII-2C (5470 - 5725 MHz)			U-NII-3 (5725 - 5850 MHz)		
Channel Number	Channel	Frequency (MHz)	Channel Number	Channel	Frequency (MHz)
106	Low	5530	155	Mid	5775
122	High	5610	--	--	--

Note: Preliminary tests were performed in different data rate in above table to find the worst radiated emission. The data rate shown in the table below is the worst-case rate with respect to the specific test item. Investigation has been done on all the possible configurations for searching the worst cases. The following table is a list of the test modes shown in this test report.

Test Items	Mode	Data Rate	Modulation Type	U-NII-1	U-NII-2A	U-NII-2C	U-NII-3
				Channel	Channel	Channel	Channel
RF Output Power	11a	6	BPSK	48/44/36	64/60/52	140/116/100	165/157/149
	11n(20 MHz)	6.5		48/44/36	64/60/52	140/116/100	165/157/149
	11n(40 MHz)	13.5		46/38	62/54	134/118/102	159/151
	11ac(20 MHz)	6.5		48/44/36	64/60/52	140/116/100	165/157/149
	11ac(40 MHz)	13.5		46/38	62/54	134/118/102	159/151
	11ac(80 MHz)	29.3		42	58	122/106	155
Emission Bandwidth & 99% Occupied Bandwidth	11a	6	BPSK	48/44/36	64/60/52	140/116/100	165/157/149
	11n(20 MHz)	6.5		48/44/36	64/60/52	140/116/100	165/157/149
	11n(40 MHz)	13.5		46/38	62/54	134/118/102	159/151
	11ac(20 MHz)	6.5		48/44/36	64/60/52	140/116/100	165/157/149
	11ac(40 MHz)	13.5		46/38	62/54	134/118/102	159/151
	11ac(80 MHz)	29.3		42	58	122/106	155
6 dB bandwidth	11a	6	BPSK	N/A	N/A	N/A	165/157/149
	11n(20 MHz)	6.5		N/A	N/A	N/A	165/157/149
	11n(40 MHz)	13.5		N/A	N/A	N/A	159/151
	11ac(20 MHz)	6.5		N/A	N/A	N/A	165/157/149
	11ac(40 MHz)	13.5		N/A	N/A	N/A	159/151
	11ac(80 MHz)	29.3		N/A	N/A	N/A	155
Power Spectral Density	11a	6	BPSK	48/44/36	64/60/52	140/116/100	165/157/149
	11n(20 MHz)	6.5		48/44/36	64/60/52	140/116/100	165/157/149
	11n(40 MHz)	13.5		46/38	62/54	134/118/102	159/151
	11ac(20 MHz)	6.5		48/44/36	64/60/52	140/116/100	165/157/149
	11ac(40 MHz)	13.5		46/38	62/54	134/118/102	159/151
	11ac(80 MHz)	29.3		42	58	122/106	155
Radiated Spurious Emissions	11a	6	BPSK	48/44/36	64/60/52	140/116/100	165/157/149
	11n(20 MHz)	6.5		48/44/36	64/60/52	140/116/100	165/157/149
	11n(40 MHz)	13.5		46/38	62/54	134/118/102	159/151
	11ac(20 MHz)	6.5		48/44/36	64/60/52	140/116/100	165/157/149
	11ac(40 MHz)	13.5		46/38	62/54	134/118/102	159/151
	11ac(80 MHz)	29.3		42	58	122/106	155
Band Edge (Restricted-band)	11a	6	BPSK	48/36	64/52	140/100	165/149
	11n(20 MHz)	6.5		48/36	64/52	140/100	165/149
	11n(40 MHz)	13.5		46/38	62/54	134/102	159/151
	11ac(20 MHz)	6.5		48/36	64/52	140/100	165/149
	11ac(40 MHz)	13.5		46/38	62/54	134/102	159/151
	11ac(80 MHz)	29.3		42	58	122/106	155

3 SUMMARY OF TEST RESULTS

3.1 Test Standards

No.	Identity	Document Title
1	47 CFR Part 15 Subpart E	Unlicensed National Information Infrastructure Devices
2	RSS-Gen Issue 5	General Requirements for Compliance of Radio Apparatus
3	RSS-247 Issue 3	Digital Transmission Systems (DTSs), Frequency Hopping Systems(FHSs) and Licence-Exemp Local Area Network (LE-LAN) Devices
4	KDB Publication 789033 D02v02r01☆	Guidelines for Compliance Testing of Unlicensed National Information Infrastructure (U-NII) Devices Part 15, Subpart E
5	ANSI C63.10-2013	American National Standard for Testing Unlicensed Wireless Devices

3.2 Test Verdict

No.	Description	FCC Part No.	RSS Part No.	Test Result	Verdict
1	Antenna Requirement	15.203	RSS-247, 6.2	--	Pass[Note1]
2	RF Output Power	15.407(a)	RSS-247, 6.2	ANNEX A.1	Pass
3	Emission Bandwidth & 99% Occupied Bandwidth	15.407(a)	RSS-247, 6.2	ANNEX A.2	Pass
4	6 dB bandwidth	15.407(e)	RSS-247, 6.2	ANNEX A.3	Pass
5	Power Spectral Density	15.407(a)	RSS-247, 6.2	ANNEX A.4	Pass
6	Conducted Emission	15.207	RSS-GEN, 8.8	ANNEX A.5	Pass
7	Radiated Spurious Emissions and Band Edge (Restricted-band)	15.407(b)	RSS-247, 6.2	ANNEX A.6	Pass
8	Receiver Spurious Emissions	--	RSS-Gen, 7.1.2	--	N/A[Note2]

Note [1]: The EUT has a permanently and irreplaceable attached antenna, which complies with the requirement FCC 15.203.
Note [2]: Only radio communication receivers operating in stand-alone mode within the U-NII-30-960 MHz, as well as scanner receivers, are subject to Industry Canada requirements, so this test is not applicable.
Note [3]: Under all normal operating conditions specified in the user manual, frequency stability can keep radiation within the operating frequency band.

4 GENERAL TEST CONFIGURATIONS

4.1 Test Environments

During the measurement, the normal environmental conditions were within the listed ranges:

Relative Humidity	30% to 51%	
Atmospheric Pressure	100 kPa to 102 kPa	
Temperature	NT (Normal Temperature)	+21.9℃ to +23.6℃
Working Voltage of the EUT	NV (Normal Voltage)	3.8V

4.2 Test Equipment List

Description	Manufacturer	Model	Serial No.	Cal. Date	Cal. Due
Spectrum Analyzer	ROHDE&SCHWARZ	FSV-40	101544	2024.12.16	2025.12.15
Spectrum Analyzer	KEYSIGHT	N9020A	MY50330200	2024.05.08	2025.05.07
Power Sensor	KEYSIGHT	U2063XA	MY58000251	2024.07.04	2025.07.03
Spectrum Analyzer	KEYSIGHT	N9020A	MY50531259	2024.08.01	2025.07.31
Test Antenna-Horn	SCHWARZBECK	BBHA 9120D	02460	2024.05.16	2027.05.15
Test Antenna-Horn	A-INFO	LB-180400KF	J211060273	2024.06.15	2027.06.14
Anechoic Chamber	RAINFORD	9m*6m*6m	140	2024.07.28	2027.07.27
Amplifier	COM-MV	LSCX_LNA1-12G-01	7210214	2024.08.01	2025.07.31
Amplifier	COM-MV	XKu_LNA7-18G-01	7210209	2024.08.01	2025.07.31
Amplifier	COM-MV	KA LNA18 40G-01	18050001	2024.12.05	2025.12.04
EMI Receiver	ROHDE&SCHWARZ	ESRP	101036	2024.08.01	2025.07.31
Test Antenna-Loop	SCHWARZBECK	FMZB 1519	1519-037	2024.01.23	2025.01.22
Amplifier	COM-MV	ZT30-1000M	B2018054558	2024.11.28	2025.11.27
Anechoic Chamber	EMC Electronic Co., Ltd	20.10*11.60*7.35m	130	2024.07.13	2027.07.12
EMI Receiver	KEYSIGHT	N9038A	MY53220118	2024.08.01	2025.07.31
Test Antenna-Bi-Log	SCHWARZBECK	VULB 9163	9163-624	2024.07.06	2027.07.05
Amplifier	COM-MV	ZT30-1000M	B2017119082	2024.11.28	2025.11.27
Anechoic Chamber	RAINFORD	9m*6m*6m	101	2023.03.04	2026.03.03
EMI Receiver	KEYSIGHT	N9010B	MY57110309	2024.08.01	2025.07.31
LISN	SCHWARZBECK	NSLK 8127	8127-687	2024.05.09	2025.05.08
Shielded Enclosure	YiHeng Electronic Co., Ltd	3.5m*3.1m*2.8m	112	2022.02.19	2025.02.18

4.3 Test Software List

Description	Manufacturer	Software Version	Serial No.	Applicable test Setup
BL410R	BALUN	V2.1.1.488	N/A	The section 4.5.1
BL410E	BALUN	V22.930	N/A	The section 4.5.2&4.5.3&4.5.4&4.5.5

4.4 Measurement Uncertainty

The following measurement uncertainty levels have been estimated for tests performed on the EUT as specified in CISPR 16-4-2.

This uncertainty represents an expanded uncertainty expressed at approximately the 95% confidence level using a coverage factor of k=2.

Parameters	Uncertainty
Occupied Channel Bandwidth	2.8%
RF output power, conducted	1.28 dB
Power Spectral Density, conducted	1.30 dB
Unwanted Emissions, conducted	1.84 dB
All emissions, radiated	5.36 dB
Temperature	0.8°C
Humidity	4%

4.5 Description of Test Setup

4.5.1 For Antenna Port Test

Conducted value (dBm) = Measurement value (dBm) + cable loss (dB)

For example: the measurement value is 10 dBm and the cable 0.5dBm used, then the final result of EUT:
Conducted value (dBm) = 10 dBm + 0.5 dB = 10.5 dBm

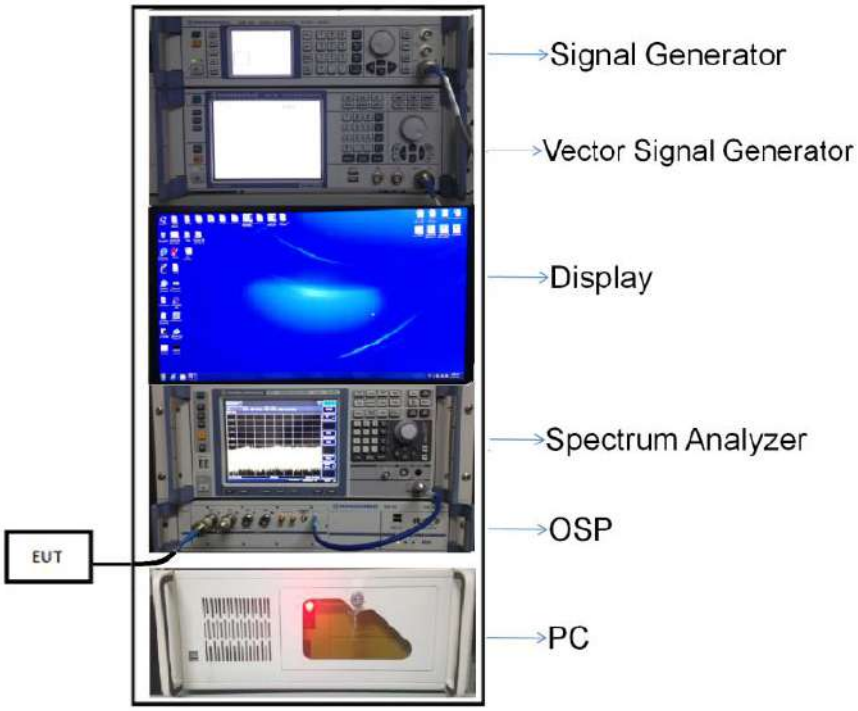

(Diagram 1)

4.5.2 For AC Power Supply Port Test

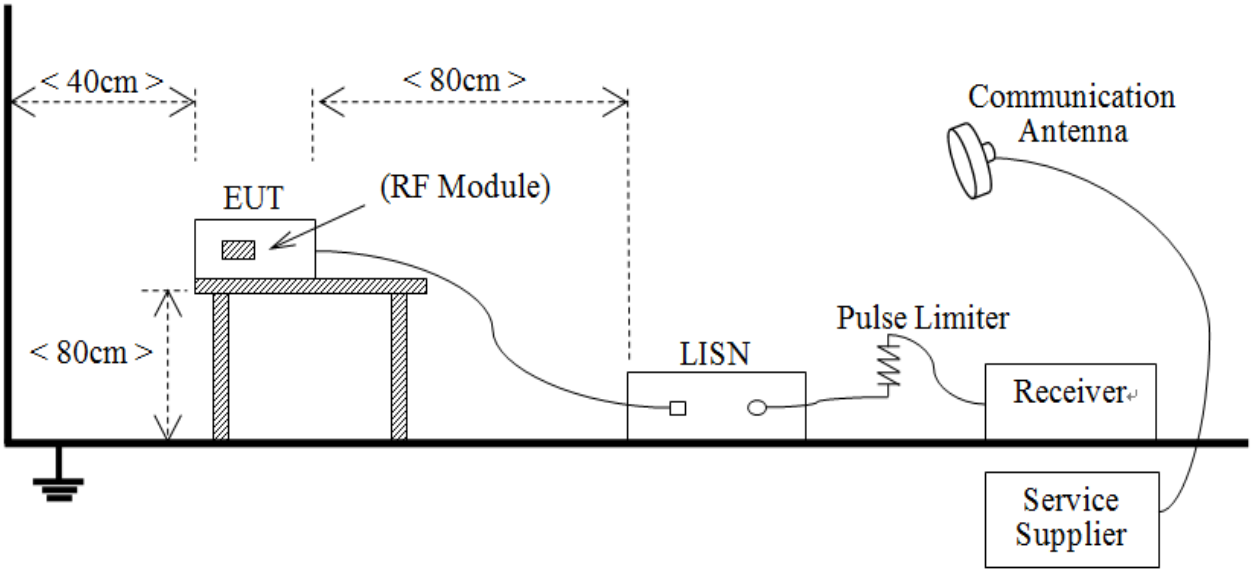

(Diagram 2)

4.5.3 For Radiated Test (Below 30 MHz)



(Diagram 3)

4.5.4 For Radiated Test (30 MHz-1 GHz)



(Diagram 4)

4.5.5 For Radiated Test (Above 1 GHz)

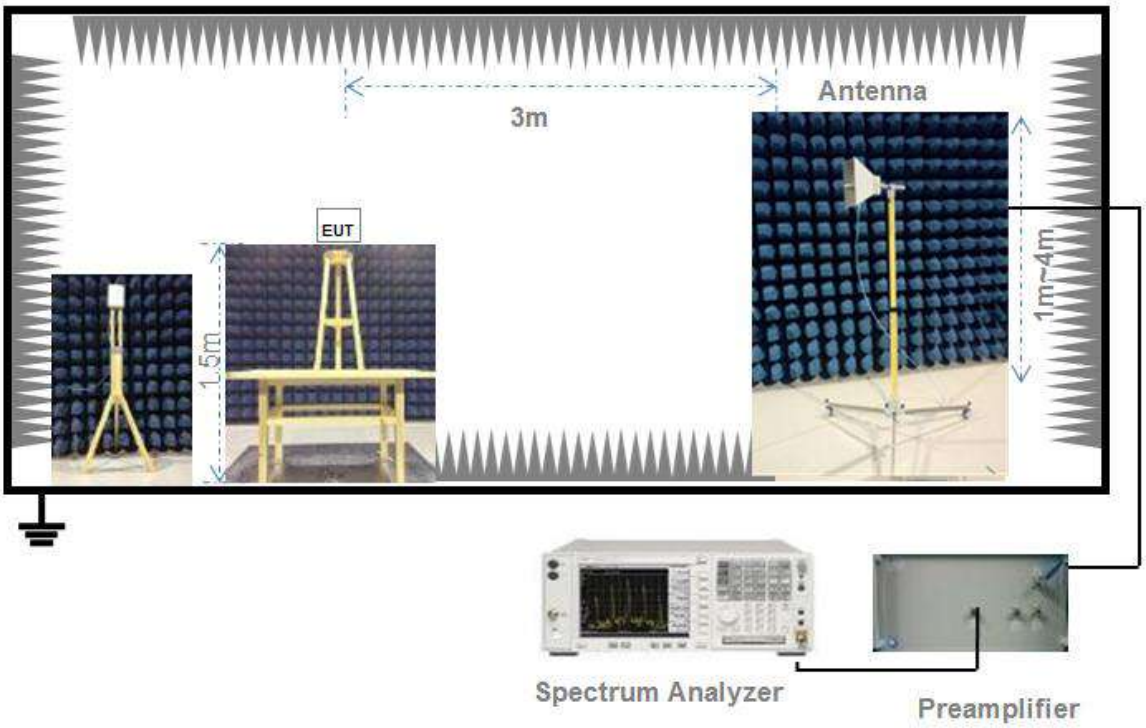

(Diagram 5)

5 TEST ITEMS

5.1 RF Output Power

5.1.1 Test Limit

FCC §15.407(a)

The maximum conducted output power should not exceed:

Frequency Band (MHz)	Limit
5150-5250	250 mW
5250-5350	250 mW or 11 dBm + 10log B, whichever is less.
5470-5725	250 mW or 11 dBm + 10log B, whichever is less.
5725-5850	1 W
Note: Where “B” is the 26 dB emissions bandwidth in MHz.	

RSS-247, 6.2

The maximum conducted output power shall not exceed:

Frequency Band (MHz)	Limit
5150-5250	N/A
5250-5350	250 mW or 11 dBm + 10log B, whichever is less.
5470-5725	250 mW or 11 dBm + 10log B, whichever is less.
5725-5850	1 W
Note: Where “B” is the 99% emissions bandwidth in MHz.	

The maximum e.i.r.p. shall not exceed:

Frequency Band (MHz)	Limit
5150-5250	200 mW or 10 dBm + 10log B, whichever is less.
5250-5350	1W or 17 dBm + 10log B, whichever is less.
5470-5725	1W or 17 dBm + 10log B, whichever is less.
5725-5850	N/A
Note1: Where “B” is the 99% emissions bandwidth in MHz. Note2: EIRP= maximum conducted output power+ Antenna Gain.	

5.1.2 Test Setup

The section 4.5.1 (Diagram 1) test setup description was used for this test. The photo of test setup please refer to ANNEX B.

5.1.3 Test Procedure

<u>Maximum conducted (average) output power</u>

a) Measurements may be performed using a wideband RF power meter with a thermocouple detector or equivalent if all of the conditions listed below are satisfied.

1) The EUT is configured to transmit continuously or to transmit with a constant duty cycle.

2) At all times when the EUT is transmitting, it shall be transmitting at its maximum power control level.

3) The integration period of the power meter exceeds the repetition period of the transmitted signal by

at least a factor of five.

b) If the transmitter does not transmit continuously, measure the duty cycle (x) of the transmitter output signal.

c) Measure the average power of the transmitter. This measurement is an average over both the on and off periods of the transmitter.

d) Adjust the measurement in dBm by adding 10 log (1/x) where x is the duty cycle.

Measurements of duty cycle

The zero-span mode on a spectrum analyzer or EMI receiver if the response time and spacing between bins on the sweep are sufficient to permit accurate measurements of the on and off times of the transmitted signal.

Set the center frequency of the instrument to the center frequency of the transmission.

Set RBW ≥ OBW if possible; otherwise, set RBW to the largest available value.

Set VBW ≥ RBW. Set detector = peak or average.

The zero-span measurement method shall not be used unless both RBW and VBW are > 50/T and the number of sweep points across duration T exceeds 100. (For example, if VBW and/or RBW are limited to 3 MHz, then the zero-span method of measuring duty cycle shall not be used if T ≤ 16.7 microseconds.)

The E.I.R.P used radiated test method. At a test site that has been validated using the procedures of ANSI C63.4 or the latest CISPR 16-1-4 for measurements above 1 GHz, so as to simulate a near free-space environment.

5.1.4 Test Result

Please refer to ANNEX A.1.

5.2 Emission Bandwidth and 6 dB Bandwidth

5.2.1 Limit

FCC §15.407(a), RSS-247, 6.2

Within the 5.725-5.85 GHz band, the minimum 6 dB bandwidth of U-NII devices shall be at least 500 kHz.

5.2.2 Test Setup

The test setup photo please refer to 4.5.1 (Diagram 1) test setup description was used for this test. The photo of test setup please refer to ANNEX B.

5.2.3 Test Procedure

Emission bandwidth

1. Set RBW = approximately 1% of the emission bandwidth.

2. Set VBW ≥ 3*RBW,

3. Detector = Peak.

4. Trace mode = Max hold.

5. Measure the maximum width of the emission that is 26 dB down from the peak of the emission.

Occupied Bandwidth

1. Set Span = 1.5 times to 5.0 times the OBW

2. Set RBW = 1% to 5% of the OBW.

3. Set VBW ≥ 3*RBW, Detector = Peak.

4. Trace mode = Max hold.

5. Use the 99% power bandwidth function of the instrument.

6 dB bandwidth

1. Set RBW = 100 kHz, VBW = 300 kHz.

2. Detector = Peak.Trace mode = Max hold.

3. Allow the trace to stabilize.

4. Measure the maximum width of the emission that is constrained by the frequencies associated with the two outermost amplitude points (upper and lower frequencies) that are attenuated by 6 dB relative to the maximum level measured in the fundamental emission.

5.2.4 Test Result

Please refer to ANNEX A.2 and ANNEX A.3.

5.3 Power Spectral density (PSD)

5.3.1 Limit

FCC §15.407(a)

The maximum power spectral density should not exceed:

Frequency Band (MHz)	Limit
5150-5250	11 dBm/MHz
5250-5350	11 dBm/MHz
5470-5725	11 dBm/MHz
5725-5850	30 dBm/500kHz

RSS-247, 6.2

The maximum power spectral density should not exceed:

Frequency Band (MHz)	Limit
5150-5250	N/A
5250-5350	11 dBm/MHz
5470-5725	11 dBm/MHz
5725-5850	30 dBm/500kHz

The e.i.r.p. spectral density should not exceed:

Frequency Band (MHz)	Limit
5150-5250	10 dBm/MHz
5250-5350	N/A
5470-5725	N/A
5725-5850	N/A
e.i.r.p. spectral density= maximum power spectral density+ Antenna Gain.	

5.3.2 Test Setup

The section 4.5.1 (Diagram 1) test setup description was used for this test. The photo of test setup please refer to ANNEX B.

5.3.3 Test Procedure

Set the spectrum analyzer or EMI receiver span to view the entire emission bandwidth.

1. Set RBW = 510 kHz/1 MHz, VBW ≥ 3*RBW, Sweep time = Auto, Detector = RMS.
2. Allow the sweeps to continue until the trace stabilizes.
3. Use the peak marker function to determine the maximum amplitude level.
4. The E.I.R.P spectral density used radiated test method. At a test site that has been validated using the procedures of ANSI C63.4 or the latest CISPR 16-1-4 for measurements above 1 GHz, so as to simulate a near free-space environment.

5.3.4 Test Result

Please refer to ANNEX A.4.

5.4 Conducted Emission

5.4.1 Limit

FCC §15.207, RSS-GEN, 8.8

For an intentional radiator that is designed to be connected to the public utility (AC) power line, the radio frequency voltage that is conducted back onto the AC power line on any frequency within the U-NII-150 kHz to 30 MHz shall not exceed the limits in the following table, as measured using a 50μH/50Ω line impedance stabilization network (LISN).

Frequency range (MHz)	Conducted Limit (dBμV)	
	Quai-peak	Average
0.15 - 0.50	66 to 56	56 to 46
0.50 - 5	56	46
0.50 - 30	60	50

5.4.2 Test Setup

The section 4.5.2 (Diagram 2) test setup description was used for this test. The photo of test setup please refer to ANNEX B.

5.4.3 Test Procedure

The maximum conducted interference is searched using Peak (PK), if the emission levels more than the AV and QP limits, and that have narrow margins from the AV and QP limits will be re-measured with AV and QP detectors. Tests for both L phase and N phase lines of the power mains connected to the EUT are performed. Refer to recorded points and plots below.

5.4.4 Test Result

Please refer to ANNEX A.5.

5.5 Radiated Spurious Emissions and Band Edge (Restricted-band)

5.5.1 Limit

FCC §15.209 & 15.407(b), RSS-247, 6.2

Frequency (MHz)	Field Strength (μV/m)	Measurement Distance (m)
0.009 - 0.490	2400/F(kHz)	300
0.490 - 1.705	24000/F(kHz)	30
1.705 - 30.0	30	30
30 - 88	100	3
88 - 216	150	3
216 - 960	200	3
Above 960	500	3

Note [1]: The Limit for radiated test was performed according to FCC Part 15C
Note [2]: The tighter limit applies at the band edge.

Un-restricted band emissions	
Out Operating Band (MHz)	Limit
5150 - 5250	e.i.r.p. -27 dBm (68.2 dBuV/m@3m)
5250 - 5350	e.i.r.p. -27 dBm (68.2 dBuV/m@3m)
5470 - 5725	e.i.r.p. -27 dBm (68.2 dBuV/m@3m)
5725 - 5850	All emissions shall be limited to a level of -27 dBm/MHz at 75 MHz or more above or below the band edge increasing linearly to 10 dBm/MHz at 25 MHz above or below the band edge, and from 25 MHz above or below the band edge increasing linearly to a level of 15.6 dBm/MHz at 5 MHz above or below the band edge, and from 5 MHz above or below the band edge increasing linearly to a level of 27 dBm/MHz at the band edge. 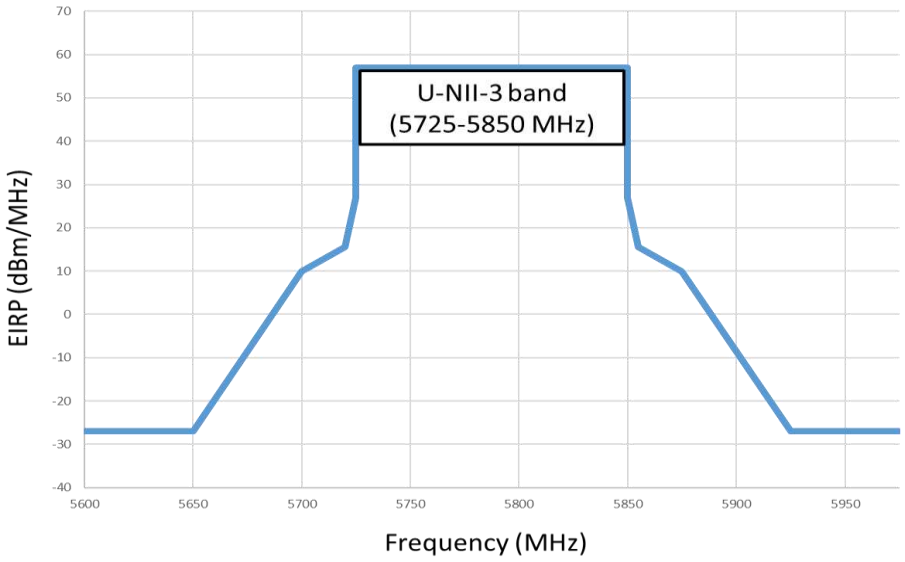

Note: The following formula is used to convert the equipment isotropic radiated power (eirp) to field strength.

5.5.2 Test Setup

The section 4.5.3-4.5.5 (Diagram 3 - Diagram 5) test setup description was used for this test. The photo of test setup please refer to ANNEX B.

5.5.3 Test Procedure

Since the emission limits are specified in terms of radiated field strength levels, measurements performed to demonstrate compliance have traditionally relied on a radiated test configuration. Radiated measurements remain the principal method for demonstrating compliance to the specified limits; however antenna-port conducted measurements are also now acceptable to demonstrate compliance (see below for details). When radiated measurements are utilized, test site requirements and procedures for maximizing and measuring radiated emissions that are described in ANSI C63.10 shall be followed.

Antenna-port conducted measurements may also be used as an alternative to radiated measurements for demonstrating compliance in the restricted frequency bands. If conducted measurements are performed, then proper impedance matching must be ensured and an additional radiated test for cabinet/case spurious emissions is required.

General Procedure for conducted measurements in restricted bands

a) Measure the conducted output power (in dBm) using the detector specified (see guidance regarding measurement procedures for determining quasi-peak, peak, and average conducted output power, respectively).

b) Add the appropriate maximum ground reflection factor to the EIRP level (6 dB for frequencies ≤ 30 MHz, 4.7 dB for frequencies between 30 MHz and 1000 MHz, inclusive and 0 dB for frequencies > 1000 MHz).

c) For devices with multiple antenna-ports, measure the power of each individual chain and sum the EIRP of all chains in linear terms (e.g., Watts, mW).

d) Convert the resultant EIRP level to an equivalent electric field strength using the following relationship:

$E = EIRP – 20\log D + 104.8$

where:

E = electric field strength in dBμV/m,

EIRP = equivalent isotropic radiated power in dBm

D = specified measurement distance in meters.

e) Compare the resultant electric field strength level to the applicable limit.

f) Perform radiated spurious emission test.

Quasi-Peak measurement procedure

The specifications for measurements using the CISPR quasi-peak detector can be found in Publication 16 of the International Special Committee on Radio Frequency Interference (CISPR) of the International Electrotechnical Commission.

As an alternative to CISPR quasi-peak measurement, compliance can be demonstrated to the applicable

emission limits using a peak detector.

Peak power measurement procedure

Peak emission levels are measured by setting the instrument as follows:

a) RBW = as specified in Table 1.

b) VBW ≥ 3 x RBW.

c) Detector = Peak.

d) Sweep time = auto.

e) Trace mode = max hold.

f) Allow sweeps to continue until the trace stabilizes. (Note that the required measurement time may be longer for low duty cycle applications).

Table 1—RBW as a function of frequency

Frequency	RBW
9-150 kHz	200-300 Hz
0.15-30 MHz	9-10 kHz
30-1000 MHz	100-120 kHz
> 1000 MHz	1 MHz

If the peak-detected amplitude can be shown to comply with the average limit, then it is not necessary to perform a separate average measurement.

Trace averaging across on and off times of the EUT transmissions followed by duty cycle correction

If continuous transmission of the EUT (i.e., duty cycle ≥ 98 percent) cannot be achieved and the duty cycle is constant (i.e., duty cycle variations are less than ± 2 percent), then the following procedure shall be used:

a) The EUT shall be configured to operate at the maximum achievable duty cycle.

b) Measure the duty cycle, x, of the transmitter output signal as described in section 6.0.

c) RBW = 1 MHz (unless otherwise specified).

d) VBW ≥ 3 x RBW.

e) Detector = RMS, if span/(# of points in sweep) ≤ (RBW/2). Satisfying this condition may require increasing the number of points in the sweep or reducing the span. If this condition cannot be satisfied, then the detector mode shall be set to peak.

f) Averaging type = power (i.e., RMS).

1) As an alternative, the detector and averaging type may be set for linear voltage averaging.

2) Some instruments require linear display mode in order to use linear voltage averaging. Log or dB averaging shall not be used.

g) Sweep time = auto.

h) Perform a trace average of at least 100 traces.

i) A correction factor shall be added to the measurement results prior to comparing to the emission limit in order to compute the emission level that would have been measured had the test been performed at 100 percent duty cycle. The correction factor is computed as follows:

1) If power averaging (RMS) mode was used in step f), then the applicable correction factor is 10 log(1/x), where x is the duty cycle.

2) If linear voltage averaging mode was used in step f), then the applicable correction factor is 20 log(1/x), where x is the duty cycle.

3) If a specific emission is demonstrated to be continuous (≥ 98 percent duty cycle) rather than turning on and off with the transmit cycle, then no duty cycle correction is required for that emission.

NOTE: Reduction of the measured emission amplitude levels to account for operational duty factor is not permitted. Compliance is based on emission levels occurring during transmission - not on an average across on and off times of the transmitter.

Determining the applicable transmit antenna gain

A conducted power measurement will determine the maximum output power associated with a restricted band emission; however, in order to determine the associated EIRP level, the gain of the transmitting antenna (in dBi) must be added to the measured output power (in dBm).

Since the out-of-band characteristics of the EUT transmit antenna will often be unknown, the use of a conservative antenna gain value is necessary. Thus, when determining the EIRP based on the measured conducted power, the upper bound on antenna gain for a device with a single RF output shall be selected as the maximum in-band gain of the antenna across all operating bands, or 2 dBi, whichever is greater. However, for devices that operate in multiple frequency bands while using the same transmit antenna, the highest gain of the antenna within the operating band nearest in frequency to the restricted band emission being measured may be used in lieu of the overall highest gain when the emission is at a frequency that is within 20 percent of the nearest band edge frequency, but in no case shall a value less than 2 dBi be used.

See KDB 662911 for guidance on calculating the additional array gain term when determining the effective antenna gain for a EUT with multiple outputs occupying the same or overlapping frequency ranges in the same band.

Radiated spurious emission test

An additional consideration when performing conducted measurements of restricted band emissions is that unwanted emissions radiating from the EUT cabinet, control circuits, power leads, or intermediate circuit elements will likely go undetected in a conducted measurement configuration. To address this concern, a radiated test shall be performed to ensure that emissions emanating from the EUT cabinet (rather than the antenna port) also comply with the applicable limits.

For these cabinet radiated spurious emission measurements the EUT transmit antenna may be replaced with a termination matching the nominal impedance of the antenna. Procedures for performing radiated measurements are specified in ANSI C63.10. All detected emissions shall comply with the applicable limits.

The measurement frequency range is from 30 MHz to the 10th harmonic of the fundamental frequency. The Turn Table is actuated to turn from 0° to 360°, and both horizontal and vertical polarizations of the Test Antenna are used to find the maximum radiated power. Mid channels on all channel bandwidth verified. Only the worst RB size/offset presented.

The power of the EUT transmitting frequency should be ignored.

All Spurious Emission tests were performed in X, Y, Z axis direction. And only the worst axis test condition was recorded in this test report.

Use the following spectrum analyzer settings:

Span = wide enough to fully capture the emission being measured
RBW = 1 MHz for f ≥ 1 GHz, 100 kHz for f < 1 GHz
VBW ≥ RBW
Sweep = auto
Detector function = peak
Trace = max hold

5.5.4 Test Result

Please refer to ANNEX A.6.

ANNEX A TEST RESULT

A.1 RF Output Power

Note [1]: For FCC standard, if transmitting antennas of directional gain greater than 6 dBi are used, all band maximum conducted output power shall be reduced by the amount in dB that the directional gain of the antenna exceeds 6 dBi.

Duty Cycle

Test Mode	On Time (ms)	On+Off time (ms)	Duty Cycle	Duty Factor
11a	1.39	1.44	96.80%	0.14
11n (HT20)/11ac (VHT20)	1.31	1.36	96.75%	0.14
11n (HT40)/11ac (VHT40)	0.65	0.70	93.54%	0.29
11ac (VHT80)	0.32	0.37	87.83%	0.56

Test Data

Conducted Power

U-NII-1 (5150 - 5250 MHz)					
Mode	Channel	Conducted Power (dBm)	Conducted Power (mW)	FCC Limit (mW)	Verdict
11a	CH36	10.67	11.67	250	Pass
11a	CH44	10.47	11.14	250	Pass
11a	CH48	10.70	11.75	250	Pass
11n (HT20)	CH36	9.97	9.93	250	Pass
11n (HT20)	CH44	9.96	9.91	250	Pass
11n (HT20)	CH48	10.07	10.16	250	Pass
11n (HT40)	CH38	9.28	8.47	250	Pass
11n (HT40)	CH46	9.32	8.55	250	Pass
11ac (VHT20)	CH36	8.45	7.00	250	Pass
11ac (VHT20)	CH44	8.27	6.71	250	Pass
11ac (VHT20)	CH48	8.32	6.79	250	Pass
11ac (VHT40)	CH38	8.23	6.65	250	Pass
11ac (VHT40)	CH46	8.22	6.64	250	Pass
11ac (VHT80)	CH42	8.49	7.06	250	Pass

U-NII-2A (5250 - 5350 MHz)					
Mode	Channel	Conducted Power (dBm)	Conducted Power (mW)	FCC Limit (mW)	Verdict
11a	CH52	11.53	14.22	208	Pass
11a	CH60	11.68	14.72	208	Pass
11a	CH64	11.66	14.66	208	Pass
11n (HT20)	CH52	10.28	10.67	222	Pass
11n (HT20)	CH60	10.49	11.19	221	Pass
11n (HT20)	CH64	10.53	11.30	221	Pass
11n (HT40)	CH54	10.48	11.17	250	Pass
11n (HT40)	CH62	10.38	10.91	250	Pass
11ac (VHT20)	CH52	9.73	9.40	221	Pass
11ac (VHT20)	CH60	9.60	9.12	221	Pass
11ac (VHT20)	CH64	9.43	8.77	221	Pass
11ac (VHT40)	CH54	9.59	9.10	250	Pass
11ac (VHT40)	CH62	9.51	8.93	250	Pass
11ac (VHT80)	CH58	9.77	9.48	250	Pass

U-NII-2C (5470 - 5725 MHz)					
Mode	Channel	Conducted Power (dBm)	Conducted Power (mW)	FCC Limit (mW)	Verdict
11a	CH100	12.21	16.63	209	Pass
11a	CH116	12.22	16.67	211	Pass
11a	CH140	12.16	16.44	218	Pass
11n (HT20)	CH100	11.54	14.26	222	Pass
11n (HT20)	CH116	11.73	14.89	224	Pass
11n (HT20)	CH140	9.87	9.71	227	Pass
11n (HT40)	CH102	9.43	8.77	250	Pass
11n (HT40)	CH118	11.41	13.84	250	Pass
11n (HT40)	CH134	11.64	14.59	250	Pass
11ac (VHT20)	CH100	9.34	8.59	222	Pass
11ac (VHT20)	CH116	9.73	9.40	222	Pass
11ac (VHT20)	CH140	9.93	9.84	223	Pass
11ac (VHT40)	CH102	9.93	9.84	250	Pass
11ac (VHT40)	CH118	10.45	11.09	250	Pass
11ac (VHT40)	CH134	10.72	11.80	250	Pass
11ac (VHT80)	CH106	7.80	6.03	250	Pass
11ac (VHT80)	CH122	10.52	11.27	250	Pass

U-NII-3 (5725 - 5850 MHz)					
Mode	Channel	Conducted Power (dBm)	Conducted Power (mW)	FCC Limit (mW)	Verdict
11a	CH149	12.24	16.75	1000	Pass
11a	CH157	12.46	17.62	1000	Pass
11a	CH165	12.53	17.91	1000	Pass
11n (HT20)	CH149	10.76	11.91	1000	Pass
11n (HT20)	CH157	10.89	12.27	1000	Pass
11n (HT20)	CH165	10.98	12.53	1000	Pass
11n (HT40)	CH151	10.51	11.25	1000	Pass
11n (HT40)	CH159	10.48	11.17	1000	Pass
11ac (VHT20)	CH149	9.85	9.66	1000	Pass
11ac (VHT20)	CH157	9.70	9.33	1000	Pass
11ac (VHT20)	CH165	9.60	9.12	1000	Pass
11ac (VHT40)	CH151	9.67	9.27	1000	Pass
11ac (VHT40)	CH159	9.62	9.16	1000	Pass
11ac (VHT80)	CH155	9.61	9.14	1000	Pass

E.I.R.P

U-NII-1 (5150 - 5250 MHz)					
Mode	Channel	E.I.R.P (dBm)	E.I.R.P (mW)	E.I.R.P Limit (mW)	Verdict
11a	CH36	10.69	11.72	165	Pass
11a	CH44	10.49	11.19	165	Pass
11a	CH48	10.72	11.80	165	Pass
11n (HT20)	CH36	9.99	9.98	176	Pass
11n (HT20)	CH44	9.98	9.95	176	Pass
11n (HT20)	CH48	10.09	10.21	176	Pass
11n (HT40)	CH38	9.30	8.51	200	Pass
11n (HT40)	CH46	9.34	8.59	200	Pass
11ac (VHT20)	CH36	8.47	7.03	176	Pass
11ac (VHT20)	CH44	8.29	6.75	176	Pass
11ac (HVT20)	CH48	8.34	6.82	176	Pass
11ac (VHT40)	CH38	8.25	6.68	200	Pass
11ac (VHT40)	CH46	8.24	6.67	200	Pass
11ac (VHT80)	CH42	8.51	7.10	200	Pass

U-NII-2A (5250 - 5350 MHz)					
Mode	Channel	E.I.R.P (dBm)	E.I.R.P (mW)	E.I.R.P Limit (mW)	Verdict
11a	CH52	11.55	14.29	831	Pass
11a	CH60	11.70	14.79	827	Pass
11a	CH64	11.68	14.72	828	Pass
11n (HT20)	CH52	10.30	10.72	884	Pass
11n (HT20)	CH60	10.51	11.25	881	Pass
11n (HT20)	CH64	10.55	11.35	882	Pass
11n (HT40)	CH54	10.50	11.22	1000	Pass
11n (HT40)	CH62	10.40	10.96	1000	Pass
11ac (VHT20)	CH52	9.75	9.44	882	Pass
11ac (VHT20)	CH60	9.62	9.16	882	Pass
11ac (HVT20)	CH64	9.45	8.81	882	Pass
11ac (VHT40)	CH54	9.61	9.14	1000	Pass
11ac (VHT40)	CH62	9.53	8.97	1000	Pass
11ac (VHT80)	CH58	9.79	9.53	1000	Pass

U-NII-2C (5470 - 5725 MHz)					
Mode	Channel	E.I.R.P (dBm)	E.I.R.P (mW)	E.I.R.P Limit (mW)	Verdict
11a	CH100	12.23	16.71	833	Pass
11a	CH116	12.24	16.75	840	Pass
11a	CH140	12.18	16.52	870	Pass
11n (HT20)	CH100	11.56	14.32	886	Pass
11n (HT20)	CH116	11.75	14.96	890	Pass
11n (HT20)	CH140	9.89	9.75	899	Pass
11n (HT40)	CH102	9.45	8.81	1000	Pass
11n (HT40)	CH118	11.43	13.90	1000	Pass
11n (HT40)	CH134	11.66	14.66	1000	Pass
11ac (VHT20)	CH100	9.36	8.63	883	Pass
11ac (VHT20)	CH116	9.75	9.44	884	Pass
11ac (VHT20)	CH140	9.95	9.89	888	Pass
11ac (VHT40)	CH102	9.95	9.89	1000	Pass
11ac (VHT40)	CH118	10.47	11.14	1000	Pass
11ac (VHT40)	CH134	10.74	11.86	1000	Pass
11ac (VHT80)	CH106	7.82	6.05	1000	Pass
11ac (VHT80)	CH122	10.54	11.32	1000	Pass

U-NII-3 (5725 - 5850 MHz)				
Mode	Channel	E.I.R.P (dBm)	E.I.R.P (mW)	Verdict
11a	CH149	12.26	16.83	Pass
11a	CH157	12.48	17.70	Pass
11a	CH165	12.55	17.99	Pass
11n (HT20)	CH149	10.78	11.97	Pass
11n (HT20)	CH157	10.91	12.33	Pass
11n (HT20)	CH165	11.00	12.59	Pass
11n (HT40)	CH151	10.53	11.30	Pass
11n (HT40)	CH159	10.50	11.22	Pass
11ac (VHT20)	CH149	9.87	9.71	Pass
11ac (VHT20)	CH157	9.72	9.38	Pass
11ac (VHT20)	CH165	9.62	9.16	Pass
11ac (VHT40)	CH151	9.69	9.31	Pass
11ac (VHT40)	CH159	9.64	9.20	Pass
11ac (VHT80)	CH155	9.63	9.18	Pass

A.2 Emission Bandwidth & 99% Bandwidth

Note: Test plots please refer to the document “Annex No.: BL-SZ24C0923-604 Data Part 1.pdf”.

Test Data

U-NII-1 (5150 - 5250 MHz)			
Mode	Channel	26 dB Bandwidth (MHz)	99% Bandwidth (MHz)
11a	CH36	19.99	16.50
11a	CH44	20.11	16.51
11a	CH48	20.11	16.51
11n (HT20)	CH36	20.42	17.60
11n (HT20)	CH44	20.36	17.59
11n (HT20)	CH48	20.38	17.59
11n (HT40)	CH38	35.99	36.12
11n (HT40)	CH46	41.04	36.14
11ac (VHT20)	CH36	20.37	17.61
11ac (VHT20)	CH44	20.35	17.62
11ac (VHT20)	CH48	20.33	17.60
11ac (VHT40)	CH38	40.57	36.13
11ac (VHT40)	CH46	40.61	36.14
11ac (VHT80)	CH42	81.09	75.70

U-NII-2A (5250 - 5350 MHz)			
Mode	Channel	26 dB Bandwidth (MHz)	99% Bandwidth (MHz)
11a	CH52	20.34	16.59
11a	CH60	20.06	16.50
11a	CH64	20.09	16.52
11n (HT20)	CH52	20.41	17.63
11n (HT20)	CH60	20.36	17.58
11n (HT20)	CH64	20.44	17.59
11n (HT40)	CH54	40.58	36.08
11n (HT40)	CH62	40.65	36.12
11ac (VHT20)	CH52	20.32	17.60
11ac (VHT20)	CH60	20.37	17.60
11ac (VHT20)	CH64	20.31	17.60
11ac (VHT40)	CH54	40.66	36.10
11ac (VHT40)	CH62	40.71	36.11
11ac (VHT80)	CH58	80.94	75.55
11ax (HE80) (SU)	CH58	20.34	16.59

U-NII-2C (5470 - 5725 MHz)			
Mode	Channel	26 dB Bandwidth (MHz)	99% Bandwidth (MHz)
11a	CH100	21.86	16.62
11a	CH116	27.11	16.75
11a	CH140	30.47	17.36
11n (HT20)	CH100	20.55	17.67
11n (HT20)	CH116	25.62	17.76
11n (HT20)	CH140	30.54	17.94
11n (HT40)	CH102	40.81	36.26
11n (HT40)	CH118	46.29	36.36
11n (HT40)	CH134	67.16	36.58
11ac (VHT20)	CH100	20.47	17.62
11ac (VHT20)	CH116	20.42	17.64
11ac (VHT20)	CH140	23.29	17.71
11ac (VHT40)	CH102	40.64	36.11
11ac (VHT40)	CH118	42.21	36.12
11ac (VHT40)	CH134	50.57	36.24
11ac (VHT80)	CH106	98.30	75.62
11ac (VHT80)	CH122	111.30	75.92

U-NII-3 (5725 - 5850 MHz)			
Mode	Channel	26 dB Bandwidth (MHz)	99% Bandwidth (MHz)
11a	CH149	35.37	19.07
11a	CH157	35.69	19.31
11a	CH165	35.38	18.97
11n (HT20)	CH149	29.24	17.97
11n (HT20)	CH157	29.66	17.98
11n (HT20)	CH165	30.80	17.93
11n (HT40)	CH151	63.07	36.57
11n (HT40)	CH159	61.87	36.57
11ac (VHT20)	CH149	26.50	17.82
11ac (VHT20)	CH157	26.42	17.80
11ac (VHT20)	CH165	23.13	17.76
11ac (VHT40)	CH151	50.59	36.34
11ac (VHT40)	CH159	49.63	36.32
11ac (VHT80)	CH155	148.40	76.43

A.3 6 dB Bandwidth

Note: Test plots please refer to the document “Annex No.: BL-SZ24C0923-604 Data Part 2.pdf”.

Test Data

U-NII-3 (5725 - 5850 MHz)				
Mode	Channel	6 dB Bandwidth (MHz)	Limit (kHz)	Verdict
11a	CH149	15.30	500.00	Pass
11a	CH157	15.30	500.00	Pass
11a	CH165	15.30	500.00	Pass
11n (HT20)	CH149	15.30	500.00	Pass
11n (HT20)	CH157	15.30	500.00	Pass
11n (HT20)	CH165	15.30	500.00	Pass
11n (HT40)	CH151	35.30	500.00	Pass
11n (HT40)	CH159	35.30	500.00	Pass
11ac (VHT20)	CH149	15.30	500.00	Pass
11ac (VHT20)	CH157	15.30	500.00	Pass
11ac (VHT20)	CH165	15.30	500.00	Pass
11ac (VHT40)	CH151	35.30	500.00	Pass
11ac (VHT40)	CH159	35.30	500.00	Pass
11ac (VHT80)	CH155	75.30	500.00	Pass

A.4 Power Spectral Density

Note [1]: Test plots please refer to the document “Annex No.: BL-SZ24C0923-604 Data Part 3.pdf”.

Test Data

U-NII-1 (5150 - 5250 MHz)				
Mode	Channel	PSD (dBm/MHz)	Limit (dBm/MHz)	Verdict
11a	CH36	0.08	11.00	Pass
11a	CH44	0.09	11.00	Pass
11a	CH48	0.05	11.00	Pass
11n (HT20)	CH36	-0.59	11.00	Pass
11n (HT20)	CH44	-0.73	11.00	Pass
11n (HT20)	CH48	-0.76	11.00	Pass
11n (HT40)	CH38	-4.23	11.00	Pass
11n (HT40)	CH46	-4.25	11.00	Pass
11ac (VHT20)	CH36	-2.33	11.00	Pass
11ac (VHT20)	CH44	-2.41	11.00	Pass
11ac (VHT20)	CH48	-2.39	11.00	Pass
11ac (VHT40)	CH38	-5.22	11.00	Pass
11ac (VHT40)	CH46	-5.24	11.00	Pass
11ac (VHT80)	CH42	-8.44	11.00	Pass

U-NII-2A (5250 - 5350 MHz)				
Mode	Channel	PSD (dBm/MHz)	Limit (dBm/MHz)	Verdict
11a	CH52	1.09	11.00	Pass
11a	CH60	1.09	11.00	Pass
11a	CH64	1.16	11.00	Pass
11n (HT20)	CH52	-0.48	11.00	Pass
11n (HT20)	CH60	-0.07	11.00	Pass
11n (HT20)	CH64	-0.27	11.00	Pass
11n (HT40)	CH54	-2.92	11.00	Pass
11n (HT40)	CH62	-3.04	11.00	Pass
11ac (VHT20)	CH52	-0.97	11.00	Pass
11ac (VHT20)	CH60	-1.20	11.00	Pass
11ac (VHT20)	CH64	-1.32	11.00	Pass
11ac (VHT40)	CH54	-4.06	11.00	Pass
11ac (VHT40)	CH62	-4.18	11.00	Pass
11ac (VHT80)	CH58	-7.08	11.00	Pass

U-NII-2C (5470 - 5725 MHz)				
Mode	Channel	PSD (dBm/MHz)	Limit (dBm/MHz)	Verdict
11a	CH100	1.84	11.00	Pass
11a	CH116	2.04	11.00	Pass
11a	CH140	1.73	11.00	Pass
11n (HT20)	CH100	0.93	11.00	Pass
11n (HT20)	CH116	1.26	11.00	Pass
11n (HT20)	CH140	-0.70	11.00	Pass
11n (HT40)	CH102	-4.11	11.00	Pass
11n (HT40)	CH118	-2.06	11.00	Pass
11n (HT40)	CH134	-1.86	11.00	Pass
11ac (VHT20)	CH100	-1.18	11.00	Pass
11ac (VHT20)	CH116	-0.75	11.00	Pass
11ac (VHT20)	CH140	-0.81	11.00	Pass
11ac (VHT40)	CH102	-3.32	11.00	Pass
11ac (VHT40)	CH118	-2.94	11.00	Pass
11ac (VHT40)	CH134	-2.97	11.00	Pass
11ac (VHT80)	CH106	-8.81	11.00	Pass
11ac (VHT80)	CH122	-6.15	11.00	Pass

U-NII-3 (5725 - 5850 MHz)				
Mode	Channel	PSD (dBm/500kHz)	Limit (dBm/500kHz)	Verdict
11a	CH149	-0.78	30.00	Pass
11a	CH157	-0.80	30.00	Pass
11a	CH165	-0.73	30.00	Pass
11n (HT20)	CH149	-2.48	30.00	Pass
11n (HT20)	CH157	-2.55	30.00	Pass
11n (HT20)	CH165	-2.57	30.00	Pass
11n (HT40)	CH151	-5.97	30.00	Pass
11n (HT40)	CH159	-6.01	30.00	Pass
11ac (VHT20)	CH149	-3.46	30.00	Pass
11ac (VHT20)	CH157	-3.82	30.00	Pass
11ac (VHT20)	CH165	-3.89	30.00	Pass
11ac (VHT40)	CH151	-6.78	30.00	Pass
11ac (VHT40)	CH159	-6.88	30.00	Pass
11ac (VHT80)	CH155	-9.89	30.00	Pass

E.I.R.P PSD

U-NII-1 (5150 - 5250 MHz)				
Mode	Channel	PSD (dBm/MHz)	E.I.R.P Limit (dBm/MHz)	Verdict
11a	CH36	0.10	10.00	Pass
11a	CH44	0.11	10.00	Pass
11a	CH48	0.07	10.00	Pass
11n (HT20)	CH36	-0.57	10.00	Pass
11n (HT20)	CH44	-0.71	10.00	Pass
11n (HT20)	CH48	-0.74	10.00	Pass
11n (HT40)	CH38	-4.21	10.00	Pass
11n (HT40)	CH46	-4.23	10.00	Pass
11ac (VHT20)	CH36	-2.31	10.00	Pass
11ac (VHT20)	CH44	-2.39	10.00	Pass
11ac (VHT20)	CH48	-2.37	10.00	Pass
11ac (VHT40)	CH38	-5.20	10.00	Pass
11ac (VHT40)	CH46	-5.22	10.00	Pass
11ac (VHT80)	CH42	-8.42	10.00	Pass

U-NII-2A (5250 - 5350 MHz)			
Mode	Channel	PSD (dBm/MHz)	Verdict
11a	CH52	1.11	Pass
11a	CH60	1.11	Pass
11a	CH64	1.18	Pass
11n (HT20)	CH52	-0.46	Pass
11n (HT20)	CH60	-0.05	Pass
11n (HT20)	CH64	-0.25	Pass
11n (HT40)	CH54	-2.90	Pass
11n (HT40)	CH62	-3.02	Pass
11ac (VHT20)	CH52	-0.95	Pass
11ac (VHT20)	CH60	-1.18	Pass
11ac (VHT20)	CH64	-1.30	Pass
11ac (VHT40)	CH54	-4.04	Pass
11ac (VHT40)	CH62	-4.16	Pass
11ac (VHT80)	CH58	-7.06	Pass

U-NII-2C (5470 - 5725 MHz)			
Mode	Channel	PSD (dBm/MHz)	Verdict
11a	CH100	1.86	Pass
11a	CH116	2.06	Pass
11a	CH140	1.75	Pass
11n (HT20)	CH100	0.95	Pass
11n (HT20)	CH116	1.28	Pass
11n (HT20)	CH140	-0.68	Pass
11n (HT40)	CH102	-4.09	Pass
11n (HT40)	CH118	-2.04	Pass
11n (HT40)	CH134	-1.84	Pass
11ac (VHT20)	CH100	-1.16	Pass
11ac (VHT20)	CH116	-0.73	Pass
11ac (VHT20)	CH140	-0.79	Pass
11ac (VHT40)	CH102	-3.30	Pass
11ac (VHT40)	CH118	-2.92	Pass
11ac (VHT40)	CH134	-2.95	Pass
11ac (VHT80)	CH106	-8.79	Pass
11ac (VHT80)	CH122	-6.13	Pass

U-NII-3 (5725 - 5850 MHz)			
Mode	Channel	PSD (dBm/MHz)	Verdict
11a	CH149	-0.76	Pass
11a	CH157	-0.78	Pass
11a	CH165	-0.71	Pass
11n (HT20)	CH149	-2.46	Pass
11n (HT20)	CH157	-2.53	Pass
11n (HT20)	CH165	-2.55	Pass
11n (HT40)	CH151	-5.95	Pass
11n (HT40)	CH159	-5.99	Pass
11ac (VHT20)	CH149	-3.44	Pass
11ac (VHT20)	CH157	-3.80	Pass
11ac (VHT20)	CH165	-3.87	Pass
11ac (VHT40)	CH151	-6.76	Pass
11ac (VHT40)	CH159	-6.86	Pass
11ac (VHT80)	CH155	-9.87	Pass

A.5 Conducted Emissions

Note [1]: The EUT is working in the Normal link mode. All modes have been tested and normal link mode is worst.

Note [2]: Devices subject to Part 15 must be tested for all available U.S. voltages and frequencies (such as a nominal 120 VAC, 60 Hz and 240 VAC, 50 Hz) for which the device is capable of operation. So, The configuration 120 VAC, 60 Hz and 240 VAC, 50 Hz were tested respectively, but only the worst configuration (120 VAC, 60 Hz) shown here.

Test Data and Plots

PHASE L

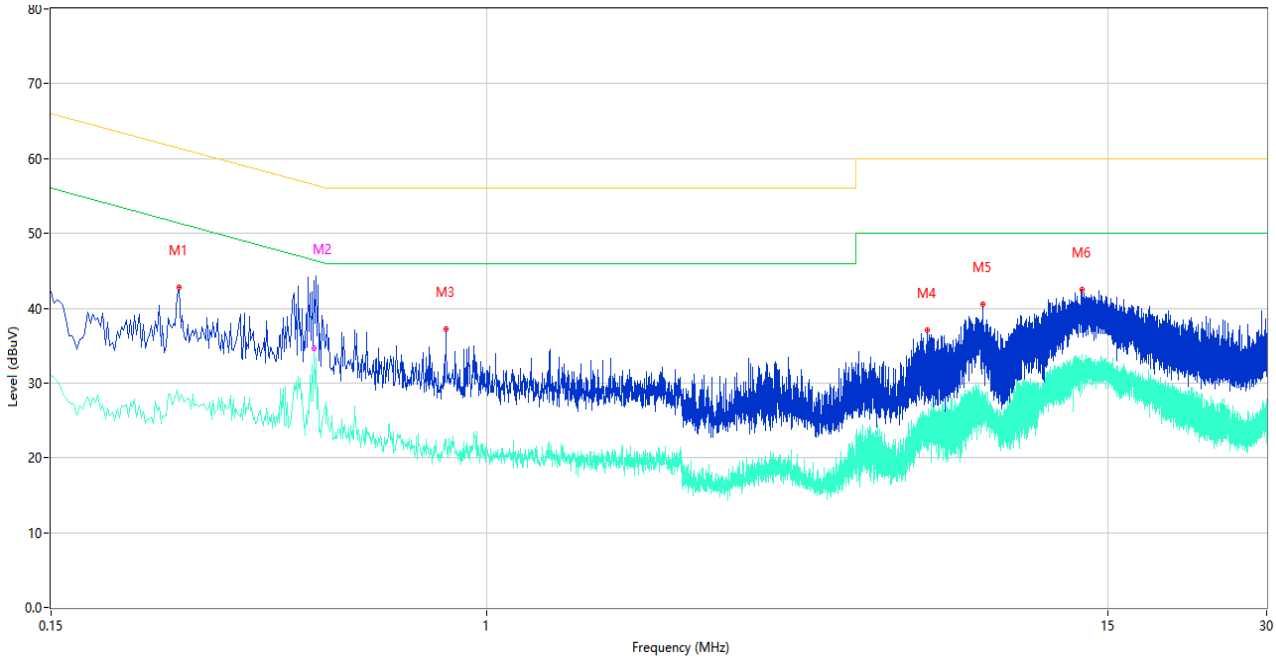

No.	Frequency (MHz)	Results (dBuV)	Factor (dB)	Limit (dBuV)	Margin (dB)	Detector	Line	Verdict
1	0.262	42.79	10.03	61.37	18.58	Peak	L	Pass
1**	0.262	27.58	10.03	51.37	23.79	AV	L	Pass
2	0.472	43.69	10.44	56.48	12.79	Peak	L	Pass
2**	0.472	34.59	10.44	46.48	11.89	AV	L	Pass
3	0.838	37.25	10.46	56.00	18.75	Peak	L	Pass
3**	0.838	22.49	10.46	46.00	23.51	AV	L	Pass
4	6.822	37.04	11.43	60.00	22.96	Peak	L	Pass
4**	6.822	25.01	11.43	50.00	24.99	AV	L	Pass
5	8.704	40.45	11.77	60.00	19.55	Peak	L	Pass
5**	8.704	25.84	11.77	50.00	24.16	AV	L	Pass
6	13.414	42.45	13.27	60.00	17.55	Peak	L	Pass
6**	13.414	33.81	13.27	50.00	16.19	AV	L	Pass

PHASE N

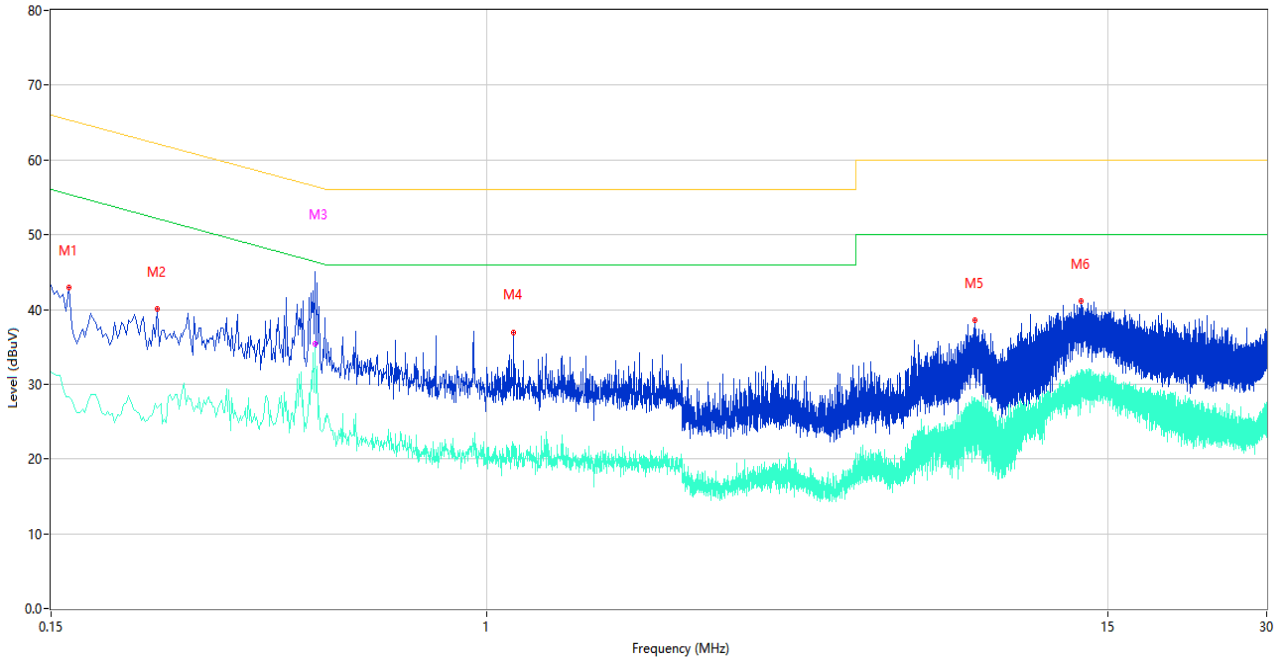

No.	Frequency (MHz)	Results (dBuV)	Factor (dB)	Limit (dBuV)	Margin (dB)	Detector	Line	Verdict
1	0.162	42.89	10.09	65.36	22.47	Peak	N	Pass
1**	0.162	28.30	10.09	55.36	27.06	AV	N	Pass
2	0.238	40.07	10.03	62.17	22.10	Peak	N	Pass
2**	0.238	26.88	10.03	52.17	25.29	AV	N	Pass
3	0.474	45.01	10.43	56.44	11.43	Peak	N	Pass
3**	0.474	35.36	10.43	46.44	11.08	AV	N	Pass
4	1.126	36.99	10.42	56.00	19.01	Peak	N	Pass
4**	1.126	21.92	10.42	46.00	24.08	AV	N	Pass
5	8.428	38.50	11.86	60.00	21.50	Peak	N	Pass
5**	8.428	28.20	11.86	50.00	21.80	AV	N	Pass
6	13.372	41.17	13.22	60.00	18.83	Peak	N	Pass
6**	13.372	29.69	13.22	50.00	20.31	AV	N	Pass

A.6 Radiated Spurious Emissions and Band Edge (Restricted-band)

Note [1]: The symbol of "--" in the table which means not application.

Note [2]: For the test data above 1 GHz，According the ANSI C63.4, where limits are specified for both average and peak (or quasi-peak) detector functions, if the peak (or quasi-peak) measured value complies with the average limit, it is unnecessary to perform an average measurement.

Note [3]: The low frequency, which started from 9 kHz to 30 MHz, was pre-scanned and the result which was 20 dB lower than the limit line per 15.31(o) was not reported.

Note [4]: The EUT is working in the Normal link mode below 1 GHz. All modes have been tested and normal link mode is worst.

Test Data and Plots

30 MHz to 1 GHz, ANT H

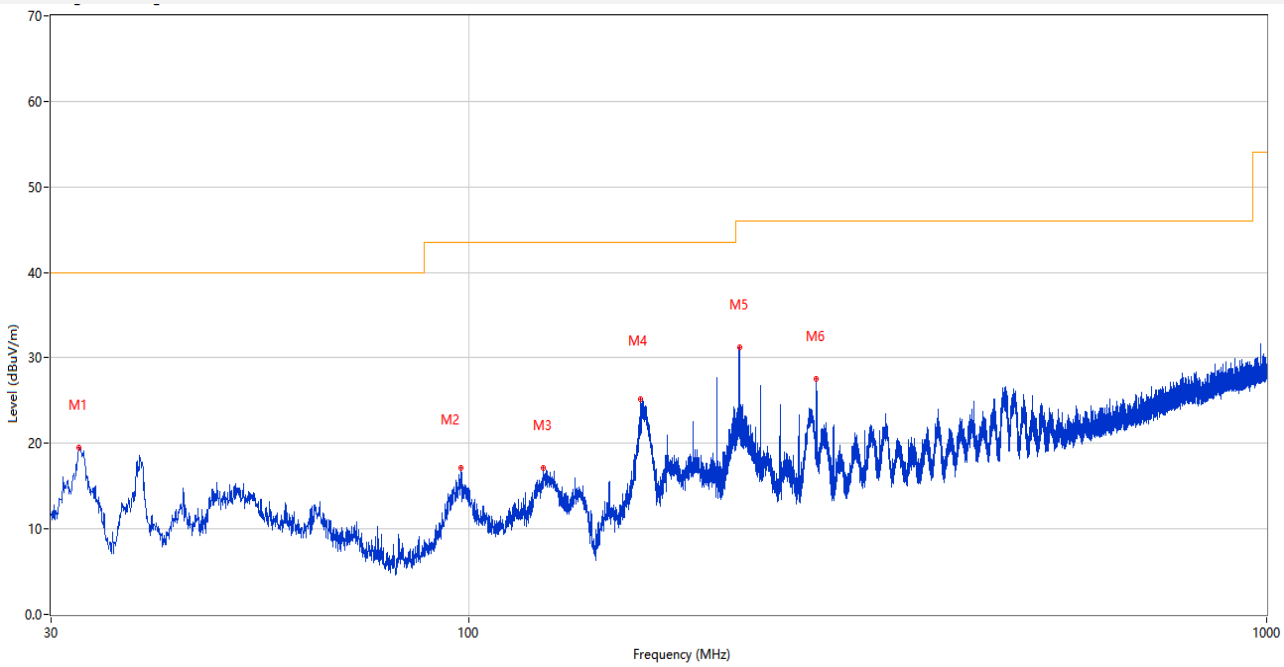

No.	Frequency (MHz)	Results (dBuV/m)	Factor (dB)	Limit (dBuV/m)	Margin (dB)	Detector	Table (Degree)	Height (cm)	Antenna	Verdict
1	32.474	19.51	-28.69	40.0	20.49	Peak	15.00	100	Horizontal	Pass
2	97.852	17.17	-26.90	43.5	26.33	Peak	235.00	200	Horizontal	Pass
3	123.993	17.11	-29.19	43.5	26.39	Peak	318.00	200	Horizontal	Pass
4	164.442	25.24	-29.37	43.5	18.26	Peak	55.00	200	Horizontal	Pass
5	218.422	31.30	-26.19	46.0	14.70	Peak	98.00	100	Horizontal	Pass
6	272.985	27.50	-24.51	46.0	18.50	Peak	98.00	100	Horizontal	Pass

30 MHz to 1 GHz, ANT V

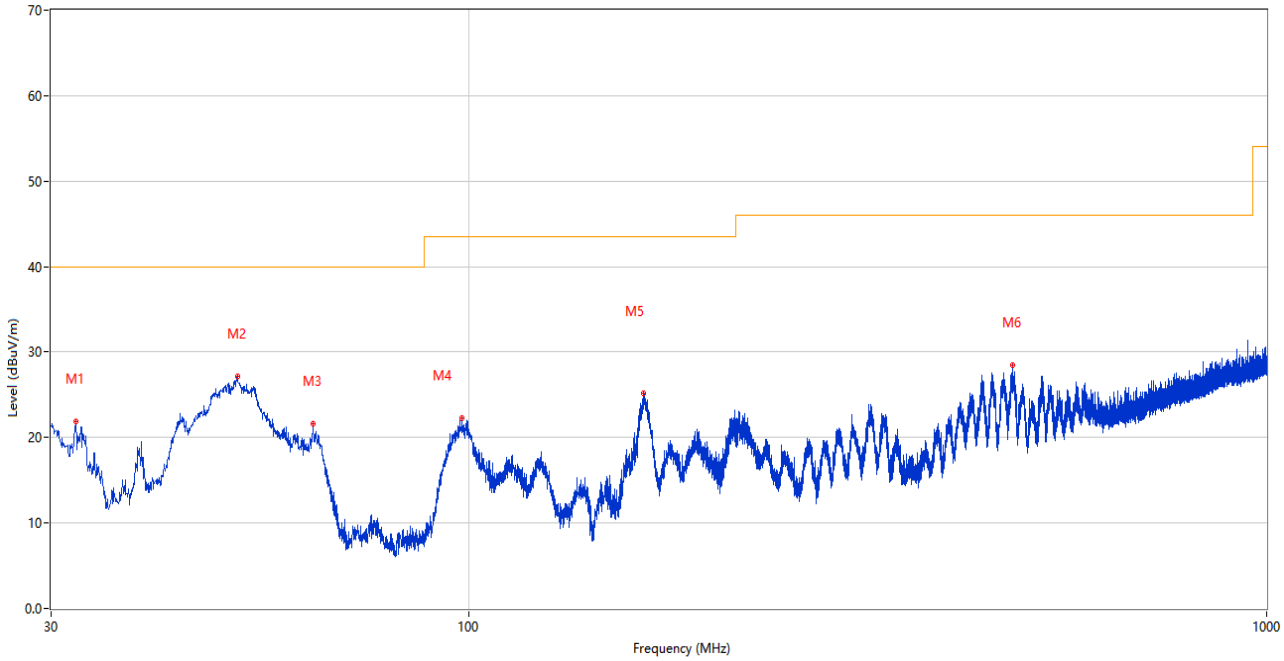

No.	Frequency (MHz)	Results (dBuV/m)	Factor (dB)	Limit (dBuV/m)	Margin (dB)	Detector	Table (Degree)	Height (cm)	Antenna	Verdict
1	32.182	21.94	-29.27	40.0	18.06	Peak	218.00	100	Vertical	Pass
2	51.340	27.15	-24.03	40.0	12.85	Peak	200.00	100	Vertical	Pass
3	63.853	21.59	-26.88	40.0	18.41	Peak	136.00	100	Vertical	Pass
4	98.143	22.24	-26.84	43.5	21.26	Peak	345.00	100	Vertical	Pass
5	165.460	25.18	-29.34	43.5	18.32	Peak	48.00	100	Vertical	Pass
6	481.147	28.41	-19.22	46.0	17.59	Peak	42.00	100	Vertical	Pass

Note: The spurious above 18G is noise only, do not show on the report.

11a, U-NII-1, 1 GHz to 18 GHz, Low Channel, ANT H

No.	Frequency (MHz)	Results (dBuV/m)	Factor (dB)	Limit (dBuV/m)	Over Limit (dB)	Detector	Table (Degree)	Height (cm)	Antenna	Verdict
1	1338.800	38.75	-17.44	74.0	35.25	Peak	301.00	300	Horizontal	Pass
1**	1338.800	29.29	-17.44	54.0	24.71	AV	301.00	300	Horizontal	Pass
2	2813.000	44.53	-10.56	74.0	29.47	Peak	163.00	200	Horizontal	Pass
2**	2813.000	34.60	-10.56	54.0	19.40	AV	163.00	200	Horizontal	Pass
3	4317.200	48.89	-4.75	74.0	25.11	Peak	122.00	150	Horizontal	Pass
3**	4317.200	39.77	-4.75	54.0	14.23	AV	122.00	150	Horizontal	Pass
4	5181.400	101.33	-3.14	--	--	Peak	138.00	300	Horizontal	N/A
4**	5181.400	94.14	-3.14	--	--	AV	138.00	300	Horizontal	N/A
5	7428.087	48.59	-2.29	74.0	25.41	Peak	360.00	100	Horizontal	Pass
5**	7428.087	39.77	-2.29	54.0	14.23	AV	360.00	100	Horizontal	Pass
6	11701.200	51.46	1.45	74.0	22.54	Peak	264.00	100	Horizontal	Pass
6**	11701.200	41.56	1.45	54.0	12.44	AV	264.00	100	Horizontal	Pass

11a, U-NII-1, 1 GHz to 18 GHz, Low Channel, ANT V

No.	Frequency (MHz)	Results (dBuV/m)	Factor (dB)	Limit (dBuV/m)	Over Limit (dB)	Detector	Table (Degree)	Height (cm)	Antenna	Verdict
1	1417.500	38.79	-17.26	74.0	35.21	Peak	350.00	100	Vertical	Pass
1**	1417.500	29.14	-17.26	54.0	24.86	AV	350.00	100	Vertical	Pass
2	2755.700	44.21	-10.61	74.0	29.79	Peak	1.00	100	Vertical	Pass
2**	2755.700	35.11	-10.61	54.0	18.89	AV	1.00	100	Vertical	Pass
3	4285.600	49.08	-4.67	74.0	24.92	Peak	234.00	100	Vertical	Pass
3**	4285.600	40.32	-4.67	54.0	13.68	AV	234.00	100	Vertical	Pass
4	5178.400	99.37	-3.15	--	--	Peak	138.00	400	Vertical	N/A
4**	5178.400	92.44	-3.15	--	--	AV	138.00	400	Vertical	N/A
5	7435.562	48.31	-2.59	74.0	25.69	Peak	191.00	100	Vertical	Pass
5**	7435.562	38.16	-2.59	54.0	15.84	AV	191.00	100	Vertical	Pass
6	12288.562	51.32	2.27	74.0	22.68	Peak	0.00	200	Vertical	Pass
6**	12288.562	41.70	2.27	54.0	12.30	AV	0.00	200	Vertical	Pass

11a, U-NII-1, 1 GHz to 18 GHz, Middle Channel, ANT H

No.	Frequency (MHz)	Results (dBuV/m)	Factor (dB)	Limit (dBuV/m)	Over Limit (dB)	Detector	Table (Degree)	Height (cm)	Antenna	Verdict
1	1341.400	38.56	-17.57	74.0	35.44	Peak	284.00	400	Horizontal	Pass
1**	1341.400	29.42	-17.57	54.0	24.58	AV	284.00	400	Horizontal	Pass
2	2737.600	44.62	-10.42	74.0	29.38	Peak	2.00	400	Horizontal	Pass
2**	2737.600	34.81	-10.42	54.0	19.19	AV	2.00	400	Horizontal	Pass
3	4324.600	49.05	-4.76	74.0	24.95	Peak	359.00	150	Horizontal	Pass
3**	4324.600	40.03	-4.76	54.0	13.97	AV	359.00	150	Horizontal	Pass
4	5221.600	101.47	-3.33	--	--	Peak	142.00	400	Horizontal	N/A
4**	5221.600	94.10	-3.33	--	--	AV	142.00	400	Horizontal	N/A
5	7363.112	48.23	-2.85	74.0	25.77	Peak	127.00	100	Horizontal	Pass
5**	7363.112	38.69	-2.85	54.0	15.31	AV	127.00	100	Horizontal	Pass
6	12281.662	51.91	2.23	74.0	22.09	Peak	182.00	100	Horizontal	Pass
6**	12281.662	43.54	2.23	54.0	10.46	AV	182.00	100	Horizontal	Pass

11a, U-NII-1, 1 GHz to 18 GHz, Middle Channel, ANT V

No.	Frequency (MHz)	Results (dBuV/m)	Factor (dB)	Limit (dBuV/m)	Over Limit (dB)	Detector	Table (Degree)	Height (cm)	Antenna	Verdict
1	1361.100	38.67	-17.32	74.0	35.33	Peak	56.00	400	Vertical	Pass
1**	1361.100	28.80	-17.32	54.0	25.20	AV	56.00	400	Vertical	Pass
2	2874.000	44.35	-10.45	74.0	29.65	Peak	29.00	300	Vertical	Pass
2**	2874.000	34.95	-10.45	54.0	19.05	AV	29.00	300	Vertical	Pass
3	4235.000	49.39	-4.82	74.0	24.61	Peak	150.00	100	Vertical	Pass
3**	4235.000	38.99	-4.82	54.0	15.01	AV	150.00	100	Vertical	Pass
4	5221.200	99.94	-3.32	--	--	Peak	183.00	300	Vertical	N/A
4**	5221.200	92.67	-3.32	--	--	AV	183.00	300	Vertical	N/A
5	7549.125	48.12	-2.31	74.0	25.88	Peak	140.00	100	Vertical	Pass
5**	7549.125	38.62	-2.31	54.0	15.38	AV	140.00	100	Vertical	Pass
6	12292.875	51.87	2.29	74.0	22.13	Peak	173.00	300	Vertical	Pass
6**	12292.875	41.44	2.29	54.0	12.56	AV	173.00	300	Vertical	Pass

11a, U-NII-1, 1 GHz to 18 GHz, High Channel, ANT H

No.	Frequency (MHz)	Results (dBuV/m)	Factor (dB)	Limit (dBuV/m)	Over Limit (dB)	Detector	Table (Degree)	Height (cm)	Antenna	Verdict
1	1467.900	38.92	-17.42	74.0	35.08	Peak	1.00	150	Horizontal	Pass
1**	1467.900	28.95	-17.42	54.0	25.05	AV	1.00	150	Horizontal	Pass
2	2825.200	45.16	-10.24	74.0	28.84	Peak	143.00	200	Horizontal	Pass
2**	2825.200	35.43	-10.24	54.0	18.57	AV	143.00	200	Horizontal	Pass
3	4265.000	49.20	-4.54	74.0	24.80	Peak	359.00	100	Horizontal	Pass
3**	4265.000	39.90	-4.54	54.0	14.10	AV	359.00	100	Horizontal	Pass
4	5242.000	101.40	-3.52	--	--	Peak	143.00	200	Horizontal	N/A
4**	5242.000	94.11	-3.52	--	--	AV	143.00	200	Horizontal	N/A
5	7488.175	48.31	-2.49	74.0	25.69	Peak	212.00	100	Horizontal	Pass
5**	7488.175	37.90	-2.49	54.0	16.10	AV	212.00	100	Horizontal	Pass
6	11689.987	51.33	1.70	74.0	22.67	Peak	159.00	100	Horizontal	Pass
6**	11689.987	41.92	1.70	54.0	12.08	AV	159.00	100	Horizontal	Pass

11a, U-NII-1, 1 GHz to 18 GHz, High Channel, ANT V

No.	Frequency (MHz)	Results (dBuV/m)	Factor (dB)	Limit (dBuV/m)	Over Limit (dB)	Detector	Table (Degree)	Height (cm)	Antenna	Verdict
1	1348.900	38.81	-17.36	74.0	35.19	Peak	360.00	300	Vertical	Pass
1**	1348.900	28.91	-17.36	54.0	25.09	AV	360.00	300	Vertical	Pass
2	2736.200	44.43	-10.39	74.0	29.57	Peak	54.00	200	Vertical	Pass
2**	2736.200	35.08	-10.39	54.0	18.92	AV	54.00	200	Vertical	Pass
3	4280.600	48.78	-4.55	74.0	25.22	Peak	277.00	100	Vertical	Pass
3**	4280.600	40.14	-4.55	54.0	13.86	AV	277.00	100	Vertical	Pass
4	5241.000	99.59	-3.51	--	--	Peak	310.00	200	Vertical	N/A
4**	5241.000	92.15	-3.51	--	--	AV	310.00	200	Vertical	N/A
5	7421.475	48.40	-2.27	74.0	25.60	Peak	302.00	200	Vertical	Pass
5**	7421.475	38.79	-2.27	54.0	15.21	AV	302.00	200	Vertical	Pass
6	12178.737	51.43	2.61	74.0	22.57	Peak	215.00	100	Vertical	Pass
6**	12178.737	42.00	2.61	54.0	12.00	AV	215.00	100	Vertical	Pass

11n20, U-NII-1, 1 GHz to 18 GHz, Low Channel, ANT H

No.	Frequency (MHz)	Results (dBuV/m)	Factor (dB)	Limit (dBuV/m)	Over Limit (dB)	Detector	Table (Degree)	Height (cm)	Antenna	Verdict
1	1328.500	38.16	-17.42	74.0	35.84	Peak	220.00	300	Horizontal	Pass
1**	1328.500	29.20	-17.42	54.0	24.80	AV	220.00	300	Horizontal	Pass
2	2863.400	45.18	-10.24	74.0	28.82	Peak	126.00	200	Horizontal	Pass
2**	2863.400	35.84	-10.24	54.0	18.16	AV	126.00	200	Horizontal	Pass
3	4311.800	48.83	-4.64	74.0	25.17	Peak	225.00	150	Horizontal	Pass
3**	4311.800	39.86	-4.64	54.0	14.14	AV	225.00	150	Horizontal	Pass
4	5178.000	100.07	-3.15	--	--	Peak	145.00	200	Horizontal	N/A
4**	5178.000	92.44	-3.15	--	--	AV	145.00	200	Horizontal	N/A
5	7416.013	48.04	-2.19	74.0	25.96	Peak	260.00	150	Horizontal	Pass
5**	7416.013	39.15	-2.19	54.0	14.85	AV	260.00	150	Horizontal	Pass
6	11634.213	51.33	2.11	74.0	22.67	Peak	9.00	400	Horizontal	Pass
6**	11634.213	42.09	2.11	54.0	11.91	AV	9.00	400	Horizontal	Pass

11n20, U-NII-1, 1 GHz to 18 GHz, Low Channel, ANT V

No.	Frequency (MHz)	Results (dBuV/m)	Factor (dB)	Limit (dBuV/m)	Over Limit (dB)	Detector	Table (Degree)	Height (cm)	Antenna	Verdict
1	1385.300	39.46	-17.11	74.0	34.54	Peak	360.00	300	Vertical	Pass
1**	1385.300	29.00	-17.11	54.0	25.00	AV	360.00	300	Vertical	Pass
2	2746.000	45.29	-10.30	74.0	28.71	Peak	336.00	100	Vertical	Pass
2**	2746.000	35.11	-10.30	54.0	18.89	AV	336.00	100	Vertical	Pass
3	4294.400	48.88	-4.48	74.0	25.12	Peak	39.00	200	Vertical	Pass
3**	4294.400	40.12	-4.48	54.0	13.88	AV	39.00	200	Vertical	Pass
4	5178.800	98.62	-3.14	--	--	Peak	143.00	200	Vertical	N/A
4**	5178.800	91.17	-3.14	--	--	AV	143.00	200	Vertical	N/A
5	7499.388	48.17	-2.25	74.0	25.83	Peak	32.00	100	Vertical	Pass
5**	7499.388	38.74	-2.25	54.0	15.26	AV	32.00	100	Vertical	Pass
6	12231.349	52.21	2.42	74.0	21.79	Peak	86.00	300	Vertical	Pass
6**	12231.349	42.51	2.42	54.0	11.49	AV	86.00	300	Vertical	Pass

11n20, U-NII-1, 1 GHz to 18 GHz, Middle Channel, ANT H

No.	Frequency (MHz)	Results (dBuV/m)	Factor (dB)	Limit (dBuV/m)	Over Limit (dB)	Detector	Table (Degree)	Height (cm)	Antenna	Verdict
1	1325.800	39.54	-17.50	74.0	34.46	Peak	182.00	300	Horizontal	Pass
1**	1325.800	28.90	-17.50	54.0	25.10	AV	182.00	300	Horizontal	Pass
2	2859.500	44.46	-10.23	74.0	29.54	Peak	264.00	100	Horizontal	Pass
2**	2859.500	35.40	-10.23	54.0	18.60	AV	264.00	100	Horizontal	Pass
3	4296.400	49.32	-4.52	74.0	24.68	Peak	239.00	100	Horizontal	Pass
3**	4296.400	40.26	-4.52	54.0	13.74	AV	239.00	100	Horizontal	Pass
4	5222.200	101.04	-3.33	--	--	Peak	143.00	200	Horizontal	N/A
4**	5222.200	93.01	-3.33	--	--	AV	143.00	200	Horizontal	N/A
5	7561.487	47.86	-2.41	74.0	26.14	Peak	215.00	200	Horizontal	Pass
5**	7561.487	38.75	-2.41	54.0	15.25	AV	215.00	200	Horizontal	Pass
6	12232.212	50.95	2.43	74.0	23.05	Peak	14.00	400	Horizontal	Pass
6**	12232.212	42.22	2.43	54.0	11.78	AV	14.00	400	Horizontal	Pass

11n20, U-NII-1, 1 GHz to 18 GHz, Middle Channel, ANT V

No.	Frequency (MHz)	Results (dBuV/m)	Factor (dB)	Limit (dBuV/m)	Over Limit (dB)	Detector	Table (Degree)	Height (cm)	Antenna	Verdict
1	1346.100	38.63	-17.46	74.0	35.37	Peak	6.00	400	Vertical	Pass
1**	1346.100	28.82	-17.46	54.0	25.18	AV	6.00	400	Vertical	Pass
2	2853.500	45.37	-10.39	74.0	28.63	Peak	155.00	200	Vertical	Pass
2**	2853.500	34.44	-10.39	54.0	19.56	AV	155.00	200	Vertical	Pass
3	4296.800	48.66	-4.53	74.0	25.34	Peak	313.00	100	Vertical	Pass
3**	4296.800	39.68	-4.53	54.0	14.32	AV	313.00	100	Vertical	Pass
4	5221.400	98.71	-3.33	--	--	Peak	313.00	200	Vertical	N/A
4**	5221.400	91.97	-3.33	--	--	AV	313.00	200	Vertical	N/A
5	7423.487	48.20	-2.30	74.0	25.80	Peak	227.00	150	Vertical	Pass
5**	7423.487	39.14	-2.30	54.0	14.86	AV	227.00	150	Vertical	Pass
6	12224.451	51.63	2.43	74.0	22.37	Peak	194.00	300	Vertical	Pass
6**	12224.451	42.26	2.43	54.0	11.74	AV	194.00	300	Vertical	Pass

11n20, U-NII-1, 1 GHz to 18 GHz, High Channel, ANT H

No.	Frequency (MHz)	Results (dBuV/m)	Factor (dB)	Limit (dBuV/m)	Over Limit (dB)	Detector	Table (Degree)	Height (cm)	Antenna	Verdict
1	1396.800	38.58	-17.30	74.0	35.42	Peak	157.00	300	Horizontal	Pass
1**	1396.800	29.97	-17.30	54.0	24.03	AV	157.00	300	Horizontal	Pass
2	2865.800	44.91	-10.32	74.0	29.09	Peak	68.00	300	Horizontal	Pass
2**	2865.800	35.09	-10.32	54.0	18.91	AV	68.00	300	Horizontal	Pass
3	4311.600	49.17	-4.64	74.0	24.83	Peak	213.00	200	Horizontal	Pass
3**	4311.600	39.70	-4.64	54.0	14.30	AV	213.00	200	Horizontal	Pass
4	5238.600	101.57	-3.49	--	--	Peak	143.00	100	Horizontal	N/A
4**	5238.600	93.23	-3.49	--	--	AV	143.00	100	Horizontal	N/A
5	7560.912	47.96	-2.38	74.0	26.04	Peak	290.00	200	Horizontal	Pass
5**	7560.912	39.35	-2.38	54.0	14.65	AV	290.00	200	Horizontal	Pass
6	12208.925	51.00	2.38	74.0	23.00	Peak	360.00	200	Horizontal	Pass
6**	12208.925	41.41	2.38	54.0	12.59	AV	360.00	200	Horizontal	Pass

11n20, U-NII-1, 1 GHz to 18 GHz, High Channel, ANT V

No.	Frequency (MHz)	Results (dBuV/m)	Factor (dB)	Limit (dBuV/m)	Over Limit (dB)	Detector	Table (Degree)	Height (cm)	Antenna	Verdict
1	1370.700	38.66	-17.37	74.0	35.34	Peak	9.00	100	Vertical	Pass
1**	1370.700	29.36	-17.37	54.0	24.64	AV	9.00	100	Vertical	Pass
2	2799.000	44.23	-10.76	74.0	29.77	Peak	209.00	300	Vertical	Pass
2**	2799.000	35.34	-10.76	54.0	18.66	AV	209.00	300	Vertical	Pass
3	4225.600	49.16	-4.43	74.0	24.84	Peak	135.00	200	Vertical	Pass
3**	4225.600	39.23	-4.43	54.0	14.77	AV	135.00	200	Vertical	Pass
4	5241.400	99.06	-3.51	--	--	Peak	310.00	100	Vertical	N/A
4**	5241.400	91.53	-3.51	--	--	AV	310.00	100	Vertical	N/A
5	7416.013	47.98	-2.19	74.0	26.02	Peak	20.00	200	Vertical	Pass
5**	7416.013	38.59	-2.19	54.0	15.41	AV	20.00	200	Vertical	Pass
6	12163.213	52.25	2.37	74.0	21.75	Peak	258.00	300	Vertical	Pass
6**	12163.213	41.37	2.37	54.0	12.63	AV	258.00	300	Vertical	Pass

11n40, U-NII-1, 1 GHz to 18 GHz, Low Channel, ANT H

No.	Frequency (MHz)	Results (dBuV/m)	Factor (dB)	Limit (dBuV/m)	Over Limit (dB)	Detector	Table (Degree)	Height (cm)	Antenna	Verdict
1	1332.100	38.44	-17.61	74.0	35.56	Peak	10.00	400	Horizontal	Pass
1**	1332.100	28.57	-17.61	54.0	25.43	AV	10.00	400	Horizontal	Pass
2	2842.700	44.57	-10.58	74.0	29.43	Peak	1.00	400	Horizontal	Pass
2**	2842.700	34.69	-10.58	54.0	19.31	AV	1.00	400	Horizontal	Pass
3	4261.600	49.36	-4.40	74.0	24.64	Peak	358.00	150	Horizontal	Pass
3**	4261.600	39.72	-4.40	54.0	14.28	AV	358.00	150	Horizontal	Pass
4	5191.800	97.41	-3.13	--	--	Peak	145.00	200	Horizontal	N/A
4**	5191.800	90.07	-3.13	--	--	AV	145.00	200	Horizontal	N/A
5	7556.600	48.91	-2.29	74.0	25.09	Peak	24.00	200	Horizontal	Pass
5**	7556.600	38.81	-2.29	54.0	15.19	AV	24.00	200	Horizontal	Pass
6	12182.187	52.31	2.59	74.0	21.69	Peak	66.00	400	Horizontal	Pass
6**	12182.187	42.43	2.59	54.0	11.57	AV	66.00	400	Horizontal	Pass

11n40, U-NII-1, 1 GHz to 18 GHz, Low Channel, ANT V

No.	Frequency (MHz)	Results (dBuV/m)	Factor (dB)	Limit (dBuV/m)	Over Limit (dB)	Detector	Table (Degree)	Height (cm)	Antenna	Verdict
1	1364.500	38.58	-17.34	74.0	35.42	Peak	289.00	400	Vertical	Pass
1**	1364.500	28.60	-17.34	54.0	25.40	AV	289.00	400	Vertical	Pass
2	2750.100	44.80	-10.31	74.0	29.20	Peak	140.00	200	Vertical	Pass
2**	2750.100	35.52	-10.31	54.0	18.48	AV	140.00	200	Vertical	Pass
3	4249.400	48.96	-4.65	74.0	25.04	Peak	160.00	150	Vertical	Pass
3**	4249.400	39.13	-4.65	54.0	14.87	AV	160.00	150	Vertical	Pass
4	5193.000	95.42	-3.08	--	--	Peak	312.00	400	Vertical	N/A
4**	5193.000	88.45	-3.08	--	--	AV	312.00	400	Vertical	N/A
5	7578.737	48.47	-2.57	74.0	25.53	Peak	110.00	200	Vertical	Pass
5**	7578.737	38.97	-2.57	54.0	15.03	AV	110.00	200	Vertical	Pass
6	11646.287	51.35	1.97	74.0	22.65	Peak	184.00	300	Vertical	Pass
6**	11646.287	41.11	1.97	54.0	12.89	AV	184.00	300	Vertical	Pass

11n40, U-NII-1, 1 GHz to 18 GHz, High Channel, ANT H

No.	Frequency (MHz)	Results (dBuV/m)	Factor (dB)	Limit (dBuV/m)	Over Limit (dB)	Detector	Table (Degree)	Height (cm)	Antenna	Verdict
1	1397.300	38.63	-17.26	74.0	35.37	Peak	359.00	300	Horizontal	Pass
1**	1397.300	29.47	-17.26	54.0	24.53	AV	359.00	300	Horizontal	Pass
2	2875.800	44.62	-10.38	74.0	29.38	Peak	350.00	100	Horizontal	Pass
2**	2875.800	35.46	-10.38	54.0	18.54	AV	350.00	100	Horizontal	Pass
3	4302.000	49.03	-4.62	74.0	24.97	Peak	348.00	100	Horizontal	Pass
3**	4302.000	40.63	-4.62	54.0	13.37	AV	348.00	100	Horizontal	Pass
4	5231.000	97.51	-3.46	--	--	Peak	159.00	300	Horizontal	N/A
4**	5231.000	88.63	-3.46	--	--	AV	159.00	300	Horizontal	N/A
5	7430.962	48.68	-2.31	74.0	25.32	Peak	1.00	200	Horizontal	Pass
5**	7430.962	39.68	-2.31	54.0	14.32	AV	1.00	200	Horizontal	Pass
6	12189.662	51.27	2.52	74.0	22.73	Peak	360.00	300	Horizontal	Pass
6**	12189.662	42.77	2.52	54.0	11.23	AV	360.00	300	Horizontal	Pass

11n40, U-NII-1, 1 GHz to 18 GHz, High Channel, ANT V

No.	Frequency (MHz)	Results (dBuV/m)	Factor (dB)	Limit (dBuV/m)	Over Limit (dB)	Detector	Table (Degree)	Height (cm)	Antenna	Verdict
1	1326.700	38.79	-17.48	74.0	35.21	Peak	39.00	400	Vertical	Pass
1**	1326.700	29.26	-17.48	54.0	24.74	AV	39.00	400	Vertical	Pass
2	2744.000	43.90	-10.31	74.0	30.10	Peak	235.00	300	Vertical	Pass
2**	2744.000	35.02	-10.31	54.0	18.98	AV	235.00	300	Vertical	Pass
3	4280.400	49.42	-4.54	74.0	24.58	Peak	264.00	150	Vertical	Pass
3**	4280.400	40.07	-4.54	54.0	13.93	AV	264.00	150	Vertical	Pass
4	5232.200	95.36	-3.44	--	--	Peak	152.00	300	Vertical	N/A
4**	5232.200	88.04	-3.44	--	--	AV	152.00	300	Vertical	N/A
5	7568.675	48.22	-2.43	74.0	25.78	Peak	1.00	200	Vertical	Pass
5**	7568.675	39.81	-2.43	54.0	14.19	AV	1.00	200	Vertical	Pass
6	12223.300	50.92	2.43	74.0	23.08	Peak	360.00	100	Vertical	Pass
6**	12223.300	42.73	2.43	54.0	11.27	AV	360.00	100	Vertical	Pass

11ac20, U-NII-1, 1 GHz to 18 GHz, Low Channel, ANT H

No.	Frequency (MHz)	Results (dBuV/m)	Factor (dB)	Limit (dBuV/m)	Over Limit (dB)	Detector	Table (Degree)	Height (cm)	Antenna	Verdict
1	1361.400	38.13	-17.34	74.0	35.87	Peak	222.00	300	Horizontal	Pass
1**	1361.400	29.15	-17.34	54.0	24.85	AV	222.00	300	Horizontal	Pass
2	2746.900	44.67	-10.25	74.0	29.33	Peak	260.00	400	Horizontal	Pass
2**	2746.900	35.06	-10.25	54.0	18.94	AV	260.00	400	Horizontal	Pass
3	4180.200	49.05	-4.72	74.0	24.95	Peak	68.00	100	Horizontal	Pass
3**	4180.200	39.14	-4.72	54.0	14.86	AV	68.00	100	Horizontal	Pass
4	5181.400	99.04	-3.14	--	--	Peak	148.00	400	Horizontal	N/A
4**	5181.400	91.10	-3.14	--	--	AV	148.00	400	Horizontal	N/A
5	7597.425	47.73	-3.00	74.0	26.27	Peak	246.00	200	Horizontal	Pass
5**	7597.425	38.02	-3.00	54.0	15.98	AV	246.00	200	Horizontal	Pass
6	12231.349	51.06	2.42	74.0	22.94	Peak	360.00	400	Horizontal	Pass
6**	12231.349	42.22	2.42	54.0	11.78	AV	360.00	400	Horizontal	Pass

11ac20, U-NII-1, 1 GHz to 18 GHz, Low Channel, ANT V

No.	Frequency (MHz)	Results (dBuV/m)	Factor (dB)	Limit (dBuV/m)	Over Limit (dB)	Detector	Table (Degree)	Height (cm)	Antenna	Verdict
1	1360.400	38.66	-17.27	74.0	35.34	Peak	279.00	200	Vertical	Pass
1**	1360.400	29.49	-17.27	54.0	24.51	AV	279.00	200	Vertical	Pass
2	2728.600	44.06	-10.39	74.0	29.94	Peak	318.00	100	Vertical	Pass
2**	2728.600	34.79	-10.39	54.0	19.21	AV	318.00	100	Vertical	Pass
3	4269.000	48.74	-4.64	74.0	25.26	Peak	0.00	200	Vertical	Pass
3**	4269.000	39.80	-4.64	54.0	14.20	AV	0.00	200	Vertical	Pass
4	5181.400	97.28	-3.14	--	--	Peak	148.00	300	Vertical	N/A
4**	5181.400	90.17	-3.14	--	--	AV	148.00	300	Vertical	N/A
5	7424.062	48.23	-2.29	74.0	25.77	Peak	152.00	100	Vertical	Pass
5**	7424.062	39.01	-2.29	54.0	14.99	AV	152.00	100	Vertical	Pass
6	12269.587	51.95	2.28	74.0	22.05	Peak	138.00	400	Vertical	Pass
6**	12269.587	42.79	2.28	54.0	11.21	AV	138.00	400	Vertical	Pass

11ac20, U-NII-1, 1 GHz to 18 GHz, Middle Channel, ANT H

No.	Frequency (MHz)	Results (dBuV/m)	Factor (dB)	Limit (dBuV/m)	Over Limit (dB)	Detector	Table (Degree)	Height (cm)	Antenna	Verdict
1	1323.000	38.56	-17.48	74.0	35.44	Peak	318.00	400	Horizontal	Pass
1**	1323.000	28.46	-17.48	54.0	25.54	AV	318.00	400	Horizontal	Pass
2	2820.500	44.86	-10.29	74.0	29.14	Peak	280.00	200	Horizontal	Pass
2**	2820.500	35.17	-10.29	54.0	18.83	AV	280.00	200	Horizontal	Pass
3	4301.200	48.74	-4.59	74.0	25.26	Peak	33.00	150	Horizontal	Pass
3**	4301.200	39.90	-4.59	54.0	14.10	AV	33.00	150	Horizontal	Pass
4	5221.000	99.31	-3.33	--	--	Peak	148.00	300	Horizontal	N/A
4**	5221.000	92.20	-3.33	--	--	AV	148.00	300	Horizontal	N/A
5	7588.513	48.13	-2.83	74.0	25.87	Peak	184.00	200	Horizontal	Pass
5**	7588.513	38.30	-2.83	54.0	15.70	AV	184.00	200	Horizontal	Pass
6	12204.613	51.15	2.39	74.0	22.85	Peak	278.00	300	Horizontal	Pass
6**	12204.613	41.99	2.39	54.0	12.01	AV	278.00	300	Horizontal	Pass

11ac20, U-NII-1, 1 GHz to 18 GHz, Middle Channel, ANT V

No.	Frequency (MHz)	Results (dBuV/m)	Factor (dB)	Limit (dBuV/m)	Over Limit (dB)	Detector	Table (Degree)	Height (cm)	Antenna	Verdict
1	1453.100	38.35	-17.53	74.0	35.65	Peak	309.00	150	Vertical	Pass
1**	1453.100	29.76	-17.53	54.0	24.24	AV	309.00	150	Vertical	Pass
2	2809.100	45.45	-10.63	74.0	28.55	Peak	117.00	150	Vertical	Pass
2**	2809.100	35.71	-10.63	54.0	18.29	AV	117.00	150	Vertical	Pass
3	4279.800	49.26	-4.54	74.0	24.74	Peak	181.00	150	Vertical	Pass
3**	4279.800	40.49	-4.54	54.0	13.51	AV	181.00	150	Vertical	Pass
4	5221.400	97.47	-3.33	--	--	Peak	331.00	150	Vertical	N/A
4**	5221.400	90.28	-3.33	--	--	AV	331.00	150	Vertical	N/A
5	7568.963	48.55	-2.43	74.0	25.45	Peak	7.00	150	Vertical	Pass
5**	7568.963	39.20	-2.43	54.0	14.80	AV	7.00	150	Vertical	Pass
6	12275.049	51.05	2.23	74.0	22.95	Peak	360.00	150	Vertical	Pass
6**	12275.049	41.87	2.23	54.0	12.13	AV	360.00	150	Vertical	Pass

11ac20, U-NII-1, 1 GHz to 18 GHz, High Channel, ANT H

No.	Frequency (MHz)	Results (dBuV/m)	Factor (dB)	Limit (dBuV/m)	Over Limit (dB)	Detector	Table (Degree)	Height (cm)	Antenna	Verdict
1	1337.600	38.39	-17.51	74.0	35.61	Peak	360.00	200	Horizontal	Pass
1**	1337.600	29.23	-17.51	54.0	24.77	AV	360.00	200	Horizontal	Pass
2	2878.700	44.80	-10.29	74.0	29.20	Peak	336.00	100	Horizontal	Pass
2**	2878.700	35.23	-10.29	54.0	18.77	AV	336.00	100	Horizontal	Pass
3	4294.400	50.44	-4.48	74.0	23.56	Peak	341.00	200	Horizontal	Pass
3**	4294.400	40.47	-4.48	54.0	13.53	AV	341.00	200	Horizontal	Pass
4	5241.000	98.93	-3.51	--	--	Peak	176.00	100	Horizontal	N/A
4**	5241.000	92.27	-3.51	--	--	AV	176.00	100	Horizontal	N/A
5	7411.700	48.13	-2.21	74.0	25.87	Peak	129.00	100	Horizontal	Pass
5**	7411.700	38.63	-2.21	54.0	15.37	AV	129.00	100	Horizontal	Pass
6	11710.401	51.04	1.28	74.0	22.96	Peak	280.00	300	Horizontal	Pass
6**	11710.401	41.70	1.28	54.0	12.30	AV	280.00	300	Horizontal	Pass

11ac20, U-NII-1, 1 GHz to 18 GHz, High Channel, ANT V

No.	Frequency (MHz)	Results (dBuV/m)	Factor (dB)	Limit (dBuV/m)	Over Limit (dB)	Detector	Table (Degree)	Height (cm)	Antenna	Verdict
1	1354.500	38.70	-17.40	74.0	35.30	Peak	32.00	200	Vertical	Pass
1**	1354.500	29.13	-17.40	54.0	24.87	AV	32.00	200	Vertical	Pass
2	2748.000	45.57	-10.22	74.0	28.43	Peak	174.00	200	Vertical	Pass
2**	2748.000	35.74	-10.22	54.0	18.26	AV	174.00	200	Vertical	Pass
3	4303.400	48.63	-4.64	74.0	25.37	Peak	238.00	100	Vertical	Pass
3**	4303.400	39.73	-4.64	54.0	14.27	AV	238.00	100	Vertical	Pass
4	5241.000	96.55	-3.51	--	--	Peak	341.00	300	Vertical	N/A
4**	5241.000	89.23	-3.51	--	--	AV	341.00	300	Vertical	N/A
5	7430.100	48.38	-2.31	74.0	25.62	Peak	54.00	100	Vertical	Pass
5**	7430.100	39.17	-2.31	54.0	14.83	AV	54.00	100	Vertical	Pass
6	12168.388	51.28	2.49	74.0	22.72	Peak	86.00	100	Vertical	Pass
6**	12168.388	41.98	2.49	54.0	12.02	AV	86.00	100	Vertical	Pass

11ac40, U-NII-1, 1 GHz to 18 GHz, Low Channel, ANT H

No.	Frequency (MHz)	Results (dBuV/m)	Factor (dB)	Limit (dBuV/m)	Over Limit (dB)	Detector	Table (Degree)	Height (cm)	Antenna	Verdict
1	1407.500	38.60	-17.11	74.0	35.40	Peak	148.00	300	Horizontal	Pass
1**	1407.500	29.65	-17.11	54.0	24.35	AV	148.00	300	Horizontal	Pass
2	2826.100	44.11	-10.28	74.0	29.89	Peak	27.00	100	Horizontal	Pass
2**	2826.100	34.95	-10.28	54.0	19.05	AV	27.00	100	Horizontal	Pass
3	4318.000	48.92	-4.74	74.0	25.08	Peak	55.00	150	Horizontal	Pass
3**	4318.000	40.04	-4.74	54.0	13.96	AV	55.00	150	Horizontal	Pass
4	5192.400	96.83	-3.11	--	--	Peak	152.00	200	Horizontal	N/A
4**	5192.400	89.45	-3.11	--	--	AV	152.00	200	Horizontal	N/A
5	7425.787	48.45	-2.28	74.0	25.55	Peak	1.00	150	Horizontal	Pass
5**	7425.787	39.42	-2.28	54.0	14.58	AV	1.00	150	Horizontal	Pass
6	12245.437	51.05	2.51	74.0	22.95	Peak	173.00	300	Horizontal	Pass
6**	12245.437	41.92	2.51	54.0	12.08	AV	173.00	300	Horizontal	Pass

11ac40, U-NII-1, 1 GHz to 18 GHz, Low Channel, ANT V

No.	Frequency (MHz)	Results (dBuV/m)	Factor (dB)	Limit (dBuV/m)	Over Limit (dB)	Detector	Table (Degree)	Height (cm)	Antenna	Verdict
1	1337.500	38.45	-17.52	74.0	35.55	Peak	2.00	300	Vertical	Pass
1**	1337.500	29.11	-17.52	54.0	24.89	AV	2.00	300	Vertical	Pass
2	2860.100	44.83	-10.23	74.0	29.17	Peak	176.00	100	Vertical	Pass
2**	2860.100	35.11	-10.23	54.0	18.89	AV	176.00	100	Vertical	Pass
3	4301.800	48.73	-4.61	74.0	25.27	Peak	8.00	150	Vertical	Pass
3**	4301.800	39.94	-4.61	54.0	14.06	AV	8.00	150	Vertical	Pass
4	5193.800	92.88	-3.07	--	--	Peak	176.00	400	Vertical	N/A
4**	5193.800	85.58	-3.07	--	--	AV	176.00	400	Vertical	N/A
5	7358.225	47.88	-2.94	74.0	26.12	Peak	42.00	200	Vertical	Pass
5**	7358.225	38.12	-2.94	54.0	15.88	AV	42.00	200	Vertical	Pass
6	12275.049	51.28	2.23	74.0	22.72	Peak	183.00	100	Vertical	Pass
6**	12275.049	41.48	2.23	54.0	12.52	AV	183.00	100	Vertical	Pass

11ac40, U-NII-1, 1 GHz to 18 GHz, High Channel, ANT H

No.	Frequency (MHz)	Results (dBuV/m)	Factor (dB)	Limit (dBuV/m)	Over Limit (dB)	Detector	Table (Degree)	Height (cm)	Antenna	Verdict
1	1328.800	38.30	-17.44	74.0	35.70	Peak	78.00	100	Horizontal	Pass
1**	1328.800	29.24	-17.44	54.0	24.76	AV	78.00	100	Horizontal	Pass
2	2747.300	44.72	-10.23	74.0	29.28	Peak	360.00	400	Horizontal	Pass
2**	2747.300	35.28	-10.23	54.0	18.72	AV	360.00	400	Horizontal	Pass
3	4162.200	49.86	-4.92	74.0	24.14	Peak	122.00	200	Horizontal	Pass
3**	4162.200	38.32	-4.92	54.0	15.68	AV	122.00	200	Horizontal	Pass
4	5225.600	96.89	-3.39	--	--	Peak	163.00	200	Horizontal	N/A
4**	5225.600	89.38	-3.39	--	--	AV	163.00	200	Horizontal	N/A
5	7559.475	47.81	-2.43	74.0	26.19	Peak	246.00	200	Horizontal	Pass
5**	7559.475	39.47	-2.43	54.0	14.53	AV	246.00	200	Horizontal	Pass
6	11629.325	52.14	2.09	74.0	21.86	Peak	256.00	100	Horizontal	Pass
6**	11629.325	41.71	2.09	54.0	12.29	AV	256.00	100	Horizontal	Pass

11ac40, U-NII-1, 1 GHz to 18 GHz, High Channel, ANT V

No.	Frequency (MHz)	Results (dBuV/m)	Factor (dB)	Limit (dBuV/m)	Over Limit (dB)	Detector	Table (Degree)	Height (cm)	Antenna	Verdict
1	1374.100	38.93	-17.47	74.0	35.07	Peak	31.00	100	Vertical	Pass
1**	1374.100	29.01	-17.47	54.0	24.99	AV	31.00	100	Vertical	Pass
2	2816.200	44.45	-10.49	74.0	29.55	Peak	1.00	100	Vertical	Pass
2**	2816.200	34.57	-10.49	54.0	19.43	AV	1.00	100	Vertical	Pass
3	4272.400	49.30	-4.59	74.0	24.70	Peak	0.00	200	Vertical	Pass
3**	4272.400	40.19	-4.59	54.0	13.81	AV	0.00	200	Vertical	Pass
4	5228.000	93.85	-3.46	--	--	Peak	152.00	200	Vertical	N/A
4**	5228.000	86.87	-3.46	--	--	AV	152.00	200	Vertical	N/A
5	7578.450	48.33	-2.57	74.0	25.67	Peak	360.00	150	Vertical	Pass
5**	7578.450	39.07	-2.57	54.0	14.93	AV	360.00	150	Vertical	Pass
6	11652.037	51.22	1.92	74.0	22.78	Peak	148.00	200	Vertical	Pass
6**	11652.037	40.99	1.92	54.0	13.01	AV	148.00	200	Vertical	Pass

11ac80, U-NII-1, 1 GHz to 18 GHz, Middle Channel, ANT H

No.	Frequency (MHz)	Results (dBuV/m)	Factor (dB)	Limit (dBuV/m)	Over Limit (dB)	Detector	Table (Degree)	Height (cm)	Antenna	Verdict
1	1358.500	39.22	-17.26	74.0	34.78	Peak	0.00	400	Horizontal	Pass
1**	1358.500	28.65	-17.26	54.0	25.35	AV	0.00	400	Horizontal	Pass
2	2853.200	44.94	-10.41	74.0	29.06	Peak	284.00	300	Horizontal	Pass
2**	2853.200	35.14	-10.41	54.0	18.86	AV	284.00	300	Horizontal	Pass
3	4295.600	49.29	-4.49	74.0	24.71	Peak	1.00	200	Horizontal	Pass
3**	4295.600	40.02	-4.49	54.0	13.98	AV	1.00	200	Horizontal	Pass
4	5216.600	94.69	-3.18	--	--	Peak	153.00	200	Horizontal	N/A
4**	5216.600	86.42	-3.18	--	--	AV	153.00	200	Horizontal	N/A
5	7421.475	47.94	-2.27	74.0	26.06	Peak	356.00	100	Horizontal	Pass
5**	7421.475	39.18	-2.27	54.0	14.82	AV	356.00	100	Horizontal	Pass
6	12311.562	51.40	2.13	74.0	22.60	Peak	224.00	300	Horizontal	Pass
6**	12311.562	41.31	2.13	54.0	12.69	AV	224.00	300	Horizontal	Pass

11ac80, U-NII-1, 1 GHz to 18 GHz, Middle Channel, ANT V

No.	Frequency (MHz)	Results (dBuV/m)	Factor (dB)	Limit (dBuV/m)	Over Limit (dB)	Detector	Table (Degree)	Height (cm)	Antenna	Verdict
1	1361.100	38.32	-17.32	74.0	35.68	Peak	284.00	200	Vertical	Pass
1**	1361.100	29.83	-17.32	54.0	24.17	AV	284.00	200	Vertical	Pass
2	2836.200	45.05	-10.31	74.0	28.95	Peak	129.00	200	Vertical	Pass
2**	2836.200	34.88	-10.31	54.0	19.12	AV	129.00	200	Vertical	Pass
3	4335.200	48.74	-4.69	74.0	25.26	Peak	137.00	150	Vertical	Pass
3**	4335.200	39.34	-4.69	54.0	14.66	AV	137.00	150	Vertical	Pass
4	5217.200	90.27	-3.22	--	--	Peak	313.00	400	Vertical	N/A
4**	5217.200	82.17	-3.22	--	--	AV	313.00	400	Vertical	N/A
5	7418.025	48.20	-2.23	74.0	25.80	Peak	133.00	100	Vertical	Pass
5**	7418.025	38.89	-2.23	54.0	15.11	AV	133.00	100	Vertical	Pass
6	11628.463	51.61	2.09	74.0	22.39	Peak	178.00	400	Vertical	Pass
6**	11628.463	42.25	2.09	54.0	11.75	AV	178.00	400	Vertical	Pass

11a, U-NII-2A, 1 GHz to 18 GHz, Low Channel, ANT H

No.	Frequency (MHz)	Results (dBuV/m)	Factor (dB)	Limit (dBuV/m)	Margin (dB)	Detector	Table (Degree)	Height (cm)	Antenna	Verdict
1	1393.200	38.37	-17.33	74.0	35.63	Peak	143.00	150	Horizontal	Pass
1**	1393.200	28.17	-17.33	54.0	25.83	AV	143.00	150	Horizontal	Pass
2	2862.700	44.68	-10.18	74.0	29.32	Peak	224.00	100	Horizontal	Pass
2**	2862.700	35.01	-10.18	54.0	18.99	AV	224.00	100	Horizontal	Pass
3	4346.800	48.90	-4.61	74.0	25.10	Peak	250.00	200	Horizontal	Pass
3**	4346.800	38.82	-4.61	54.0	15.18	AV	250.00	200	Horizontal	Pass
4	5261.400	102.75	-3.70	--	--	Peak	147.00	200	Horizontal	N/A
4**	5261.400	94.77	-3.70	--	--	AV	147.00	200	Horizontal	N/A
5	7436.712	48.29	-2.53	74.0	25.71	Peak	16.00	100	Horizontal	Pass
5**	7436.712	38.22	-2.53	54.0	15.78	AV	16.00	100	Horizontal	Pass
6	12278.787	50.75	2.22	74.0	23.25	Peak	263.00	400	Horizontal	Pass
6**	12278.787	41.70	2.22	54.0	12.30	AV	263.00	400	Horizontal	Pass

11a, U-NII-2A, 1 GHz to 18 GHz, Low Channel, ANT V

No.	Frequency (MHz)	Results (dBuV/m)	Factor (dB)	Limit (dBuV/m)	Margin (dB)	Detector	Table (Degree)	Height (cm)	Antenna	Verdict
1	1532.800	38.31	-17.63	74.0	35.69	Peak	359.00	150	Vertical	Pass
1**	1532.800	29.00	-17.63	54.0	25.00	AV	359.00	150	Vertical	Pass
2	2847.100	44.60	-10.66	74.0	29.40	Peak	251.00	300	Vertical	Pass
2**	2847.100	34.36	-10.66	54.0	19.64	AV	251.00	300	Vertical	Pass
3	4258.200	49.32	-4.47	74.0	24.68	Peak	248.00	150	Vertical	Pass
3**	4258.200	39.26	-4.47	54.0	14.74	AV	248.00	150	Vertical	Pass
4	5261.600	99.75	-3.70	--	--	Peak	153.00	200	Vertical	N/A
4**	5261.600	92.52	-3.70	--	--	AV	153.00	200	Vertical	N/A
5	7376.050	48.62	-2.59	74.0	25.38	Peak	147.00	200	Vertical	Pass
5**	7376.050	38.11	-2.59	54.0	15.89	AV	147.00	200	Vertical	Pass
6	11633.063	50.97	2.12	74.0	23.03	Peak	222.00	400	Vertical	Pass
6**	11633.063	41.72	2.12	54.0	12.28	AV	222.00	400	Vertical	Pass

11a, U-NII-2A, 1 GHz to 18 GHz, Middle Channel, ANT H

No.	Frequency (MHz)	Results (dBuV/m)	Factor (dB)	Limit (dBuV/m)	Margin (dB)	Detector	Table (Degree)	Height (cm)	Antenna	Verdict
1	1373.300	38.28	-17.42	74.0	35.72	Peak	217.00	200	Horizontal	Pass
1**	1373.300	29.04	-17.42	54.0	24.96	AV	217.00	200	Horizontal	Pass
2	2847.500	44.62	-10.66	74.0	29.38	Peak	360.00	200	Horizontal	Pass
2**	2847.500	34.58	-10.66	54.0	19.42	AV	360.00	200	Horizontal	Pass
3	4224.200	49.55	-4.36	74.0	24.45	Peak	93.00	100	Horizontal	Pass
3**	4224.200	39.82	-4.36	54.0	14.18	AV	93.00	100	Horizontal	Pass
4	5301.600	103.89	-3.13	--	--	Peak	156.00	400	Horizontal	N/A
4**	5301.600	96.15	-3.13	--	--	AV	156.00	400	Horizontal	N/A
5	7554.013	48.15	-2.50	74.0	25.85	Peak	5.00	200	Horizontal	Pass
5**	7554.013	39.08	-2.50	54.0	14.92	AV	5.00	200	Horizontal	Pass
6	12231.349	50.95	2.42	74.0	23.05	Peak	360.00	100	Horizontal	Pass
6**	12231.349	42.23	2.42	54.0	11.77	AV	360.00	100	Horizontal	Pass

11a, U-NII-2A, 1 GHz to 18 GHz, Middle Channel, ANT V

No.	Frequency (MHz)	Results (dBuV/m)	Factor (dB)	Limit (dBuV/m)	Margin (dB)	Detector	Table (Degree)	Height (cm)	Antenna	Verdict
1	1415.000	38.28	-17.31	74.0	35.72	Peak	130.00	400	Vertical	Pass
1**	1415.000	29.06	-17.31	54.0	24.94	AV	130.00	400	Vertical	Pass
2	2760.200	44.94	-10.87	74.0	29.06	Peak	2.00	100	Vertical	Pass
2**	2760.200	34.77	-10.87	54.0	19.23	AV	2.00	100	Vertical	Pass
3	4298.000	49.88	-4.51	74.0	24.12	Peak	329.00	150	Vertical	Pass
3**	4298.000	40.08	-4.51	54.0	13.92	AV	329.00	150	Vertical	Pass
4	5301.800	99.87	-3.13	--	--	Peak	329.00	400	Vertical	N/A
4**	5301.800	92.84	-3.13	--	--	AV	329.00	400	Vertical	N/A
5	7565.225	49.05	-2.51	74.0	24.95	Peak	333.00	200	Vertical	Pass
5**	7565.225	39.65	-2.51	54.0	14.35	AV	333.00	200	Vertical	Pass
6	11706.951	51.45	1.34	74.0	22.55	Peak	312.00	100	Vertical	Pass
6**	11706.951	40.95	1.34	54.0	13.05	AV	312.00	100	Vertical	Pass

11a, U-NII-2A, 1 GHz to 18 GHz, High Channel, ANT H

No.	Frequency (MHz)	Results (dBuV/m)	Factor (dB)	Limit (dBuV/m)	Margin (dB)	Detector	Table (Degree)	Height (cm)	Antenna	Verdict
1	1385.900	38.42	-17.13	74.0	35.58	Peak	310.00	100	Horizontal	Pass
1**	1385.900	28.87	-17.13	54.0	25.13	AV	310.00	100	Horizontal	Pass
2	2748.700	44.45	-10.25	74.0	29.55	Peak	13.00	200	Horizontal	Pass
2**	2748.700	35.08	-10.25	54.0	18.92	AV	13.00	200	Horizontal	Pass
3	4343.600	49.01	-4.76	74.0	24.99	Peak	0.00	200	Horizontal	Pass
3**	4343.600	40.25	-4.76	54.0	13.75	AV	0.00	200	Horizontal	Pass
4	5318.800	103.78	-3.07	--	--	Peak	151.00	100	Horizontal	N/A
4**	5318.800	96.08	-3.07	--	--	AV	151.00	100	Horizontal	N/A
5	7427.513	48.34	-2.28	74.0	25.66	Peak	19.00	100	Horizontal	Pass
5**	7427.513	39.59	-2.28	54.0	14.41	AV	19.00	100	Horizontal	Pass
6	12332.262	51.27	1.83	74.0	22.73	Peak	333.00	300	Horizontal	Pass
6**	12332.262	41.80	1.83	54.0	12.20	AV	333.00	300	Horizontal	Pass

11a, U-NII-2A, 1 GHz to 18 GHz, High Channel, ANT V

No.	Frequency (MHz)	Results (dBuV/m)	Factor (dB)	Limit (dBuV/m)	Margin (dB)	Detector	Table (Degree)	Height (cm)	Antenna	Verdict
1	1355.400	38.29	-17.38	74.0	35.71	Peak	351.00	300	Vertical	Pass
1**	1355.400	28.81	-17.38	54.0	25.19	AV	351.00	300	Vertical	Pass
2	2741.500	44.64	-10.35	74.0	29.36	Peak	245.00	200	Vertical	Pass
2**	2741.500	35.59	-10.35	54.0	18.41	AV	245.00	200	Vertical	Pass
3	4270.200	48.78	-4.62	74.0	25.22	Peak	55.00	150	Vertical	Pass
3**	4270.200	40.30	-4.62	54.0	13.70	AV	55.00	150	Vertical	Pass
4	5321.200	99.79	-3.22	--	--	Peak	341.00	400	Vertical	N/A
4**	5321.200	92.82	-3.22	--	--	AV	341.00	400	Vertical	N/A
5	7567.813	48.38	-2.44	74.0	25.62	Peak	279.00	200	Vertical	Pass
5**	7567.813	39.30	-2.44	54.0	14.70	AV	279.00	200	Vertical	Pass
6	12248.025	51.75	2.52	74.0	22.25	Peak	127.00	300	Vertical	Pass
6**	12248.025	42.10	2.52	54.0	11.90	AV	127.00	300	Vertical	Pass

11n20, U-NII-2A, 1 GHz to 18 GHz, Low Channel, ANT H

No.	Frequency (MHz)	Results (dBuV/m)	Factor (dB)	Limit (dBuV/m)	Margin (dB)	Detector	Table (Degree)	Height (cm)	Antenna	Verdict
1	1409.600	38.86	-17.08	74.0	35.14	Peak	210.00	200	Horizontal	Pass
1**	1409.600	29.42	-17.08	54.0	24.58	AV	210.00	200	Horizontal	Pass
2	2731.400	44.69	-10.34	74.0	29.31	Peak	115.00	100	Horizontal	Pass
2**	2731.400	34.76	-10.34	54.0	19.24	AV	115.00	100	Horizontal	Pass
3	4261.600	49.16	-4.40	74.0	24.84	Peak	129.00	150	Horizontal	Pass
3**	4261.600	39.84	-4.40	54.0	14.16	AV	129.00	150	Horizontal	Pass
4	5258.800	103.04	-3.64	--	--	Peak	154.00	400	Horizontal	N/A
4**	5258.800	95.57	-3.64	--	--	AV	154.00	400	Horizontal	N/A
5	7550.562	48.35	-2.31	74.0	25.65	Peak	119.00	200	Horizontal	Pass
5**	7550.562	39.60	-2.31	54.0	14.40	AV	119.00	200	Horizontal	Pass
6	12216.688	51.25	2.41	74.0	22.75	Peak	54.00	400	Horizontal	Pass
6**	12216.688	42.17	2.41	54.0	11.83	AV	54.00	400	Horizontal	Pass

11n20, U-NII-2A, 1 GHz to 18 GHz, Low Channel, ANT V

No.	Frequency (MHz)	Results (dBuV/m)	Factor (dB)	Limit (dBuV/m)	Margin (dB)	Detector	Table (Degree)	Height (cm)	Antenna	Verdict
1	1419.900	38.41	-17.29	74.0	35.59	Peak	8.00	200	Vertical	Pass
1**	1419.900	29.00	-17.29	54.0	25.00	AV	8.00	200	Vertical	Pass
2	2814.000	44.67	-10.53	74.0	29.33	Peak	93.00	200	Vertical	Pass
2**	2814.000	35.26	-10.53	54.0	18.74	AV	93.00	200	Vertical	Pass
3	4311.000	49.35	-4.65	74.0	24.65	Peak	128.00	100	Vertical	Pass
3**	4311.000	40.06	-4.65	54.0	13.94	AV	128.00	100	Vertical	Pass
4	5258.600	100.49	-3.64	--	--	Peak	160.00	100	Vertical	N/A
4**	5258.600	93.09	-3.64	--	--	AV	160.00	100	Vertical	N/A
5	7580.750	48.13	-2.62	74.0	25.87	Peak	334.00	100	Vertical	Pass
5**	7580.750	39.54	-2.62	54.0	14.46	AV	334.00	100	Vertical	Pass
6	11675.900	51.08	1.92	74.0	22.92	Peak	10.00	200	Vertical	Pass
6**	11675.900	40.94	1.92	54.0	13.06	AV	10.00	200	Vertical	Pass

11n20, U-NII-2A, 1 GHz to 18 GHz, Middle Channel, ANT H

No.	Frequency (MHz)	Results (dBuV/m)	Factor (dB)	Limit (dBuV/m)	Margin (dB)	Detector	Table (Degree)	Height (cm)	Antenna	Verdict
1	1317.100	38.18	-17.36	74.0	35.82	Peak	235.00	100	Horizontal	Pass
1**	1317.100	28.95	-17.36	54.0	25.05	AV	235.00	100	Horizontal	Pass
2	2808.000	44.45	-10.63	74.0	29.55	Peak	201.00	400	Horizontal	Pass
2**	2808.000	35.43	-10.63	54.0	18.57	AV	201.00	400	Horizontal	Pass
3	4311.200	49.00	-4.65	74.0	25.00	Peak	0.00	150	Horizontal	Pass
3**	4311.200	39.41	-4.65	54.0	14.59	AV	0.00	150	Horizontal	Pass
4	5299.000	102.27	-3.17	--	--	Peak	152.00	300	Horizontal	N/A
4**	5299.000	94.96	-3.17	--	--	AV	152.00	300	Horizontal	N/A
5	7427.513	47.99	-2.28	74.0	26.01	Peak	171.00	100	Horizontal	Pass
5**	7427.513	39.16	-2.28	54.0	14.84	AV	171.00	100	Horizontal	Pass
6	12228.763	51.09	2.43	74.0	22.91	Peak	63.00	400	Horizontal	Pass
6**	12228.763	42.63	2.43	54.0	11.37	AV	63.00	400	Horizontal	Pass

11n20, U-NII-2A, 1 GHz to 18 GHz, Middle Channel, ANT V

No.	Frequency (MHz)	Results (dBuV/m)	Factor (dB)	Limit (dBuV/m)	Margin (dB)	Detector	Table (Degree)	Height (cm)	Antenna	Verdict
1	1600.500	39.22	-17.62	74.0	34.78	Peak	310.00	150	Vertical	Pass
1**	1600.500	28.35	-17.62	54.0	25.65	AV	310.00	150	Vertical	Pass
2	2816.400	44.76	-10.48	74.0	29.24	Peak	360.00	100	Vertical	Pass
2**	2816.400	34.95	-10.48	54.0	19.05	AV	360.00	100	Vertical	Pass
3	4296.400	49.05	-4.52	74.0	24.95	Peak	39.00	100	Vertical	Pass
3**	4296.400	39.63	-4.52	54.0	14.37	AV	39.00	100	Vertical	Pass
4	5302.000	98.91	-3.13	--	--	Peak	334.00	300	Vertical	N/A
4**	5302.000	91.21	-3.13	--	--	AV	334.00	300	Vertical	N/A
5	7423.775	48.58	-2.29	74.0	25.42	Peak	0.00	150	Vertical	Pass
5**	7423.775	38.84	-2.29	54.0	15.16	AV	0.00	150	Vertical	Pass
6	12213.238	51.05	2.40	74.0	22.95	Peak	8.00	200	Vertical	Pass
6**	12213.238	42.28	2.40	54.0	11.72	AV	8.00	200	Vertical	Pass

11n20, U-NII-2A, 1 GHz to 18 GHz, High Channel, ANT H

No.	Frequency (MHz)	Results (dBuV/m)	Factor (dB)	Limit (dBuV/m)	Margin (dB)	Detector	Table (Degree)	Height (cm)	Antenna	Verdict
1	1403.900	38.37	-17.19	74.0	35.63	Peak	2.00	100	Horizontal	Pass
1**	1403.900	28.48	-17.19	54.0	25.52	AV	2.00	100	Horizontal	Pass
2	2859.800	44.33	-10.23	74.0	29.67	Peak	276.00	100	Horizontal	Pass
2**	2859.800	35.01	-10.23	54.0	18.99	AV	276.00	100	Horizontal	Pass
3	4306.600	49.09	-4.54	74.0	24.91	Peak	160.00	150	Horizontal	Pass
3**	4306.600	40.00	-4.54	54.0	14.00	AV	160.00	150	Horizontal	Pass
4	5318.200	102.80	-3.07	--	--	Peak	152.00	100	Horizontal	N/A
4**	5318.200	95.43	-3.07	--	--	AV	152.00	100	Horizontal	N/A
5	7507.438	48.07	-2.17	74.0	25.93	Peak	194.00	100	Horizontal	Pass
5**	7507.438	38.47	-2.17	54.0	15.53	AV	194.00	100	Horizontal	Pass
6	12131.013	51.08	1.81	74.0	22.92	Peak	32.00	100	Horizontal	Pass
6**	12131.013	40.83	1.81	54.0	13.17	AV	32.00	100	Horizontal	Pass

11n20, U-NII-2A, 1 GHz to 18 GHz, High Channel, ANT V

No.	Frequency (MHz)	Results (dBuV/m)	Factor (dB)	Limit (dBuV/m)	Margin (dB)	Detector	Table (Degree)	Height (cm)	Antenna	Verdict
1	1314.100	38.47	-17.33	74.0	35.53	Peak	153.00	200	Vertical	Pass
1**	1314.100	29.80	-17.33	54.0	24.20	AV	153.00	200	Vertical	Pass
2	2747.900	44.97	-10.22	74.0	29.03	Peak	359.00	200	Vertical	Pass
2**	2747.900	35.49	-10.22	54.0	18.51	AV	359.00	200	Vertical	Pass
3	4299.400	48.96	-4.51	74.0	25.04	Peak	215.00	150	Vertical	Pass
3**	4299.400	40.79	-4.51	54.0	13.21	AV	215.00	150	Vertical	Pass
4	5320.000	99.35	-3.14	--	--	Peak	336.00	300	Vertical	N/A
4**	5320.000	90.68	-3.14	--	--	AV	336.00	300	Vertical	N/A
5	7554.875	48.03	-2.47	74.0	25.97	Peak	227.00	100	Vertical	Pass
5**	7554.875	38.79	-2.47	54.0	15.21	AV	227.00	100	Vertical	Pass
6	11636.799	51.53	2.09	74.0	22.47	Peak	206.00	200	Vertical	Pass
6**	11636.799	41.68	2.09	54.0	12.32	AV	206.00	200	Vertical	Pass

11n40, U-NII-2A, 1 GHz to 18 GHz, Low Channel, ANT H

No.	Frequency (MHz)	Results (dBuV/m)	Factor (dB)	Limit (dBuV/m)	Margin (dB)	Detector	Table (Degree)	Height (cm)	Antenna	Verdict
1	1398.200	38.17	-17.20	74.0	35.83	Peak	360.00	300	Horizontal	Pass
1**	1398.200	29.20	-17.20	54.0	24.80	AV	360.00	300	Horizontal	Pass
2	2798.300	44.76	-10.79	74.0	29.24	Peak	106.00	300	Horizontal	Pass
2**	2798.300	34.59	-10.79	54.0	19.41	AV	106.00	300	Horizontal	Pass
3	4307.800	49.12	-4.56	74.0	24.88	Peak	193.00	200	Horizontal	Pass
3**	4307.800	39.82	-4.56	54.0	14.18	AV	193.00	200	Horizontal	Pass
4	5268.000	100.42	-3.55	--	--	Peak	168.00	400	Horizontal	N/A
4**	5268.000	92.65	-3.55	--	--	AV	168.00	400	Horizontal	N/A
5	7577.300	48.14	-2.54	74.0	25.86	Peak	194.00	200	Horizontal	Pass
5**	7577.300	38.92	-2.54	54.0	15.08	AV	194.00	200	Horizontal	Pass
6	12177.299	51.62	2.64	74.0	22.38	Peak	67.00	300	Horizontal	Pass
6**	12177.299	42.74	2.64	54.0	11.26	AV	67.00	300	Horizontal	Pass

11n40, U-NII-2A, 1 GHz to 18 GHz, Low Channel, ANT V

No.	Frequency (MHz)	Results (dBuV/m)	Factor (dB)	Limit (dBuV/m)	Margin (dB)	Detector	Table (Degree)	Height (cm)	Antenna	Verdict
1	1396.200	38.36	-17.34	74.0	35.64	Peak	200.00	100	Vertical	Pass
1**	1396.200	29.20	-17.34	54.0	24.80	AV	200.00	100	Vertical	Pass
2	2821.100	44.88	-10.29	74.0	29.12	Peak	91.00	400	Vertical	Pass
2**	2821.100	34.74	-10.29	54.0	19.26	AV	91.00	400	Vertical	Pass
3	4286.600	48.96	-4.62	74.0	25.04	Peak	326.00	200	Vertical	Pass
3**	4286.600	39.67	-4.62	54.0	14.33	AV	326.00	200	Vertical	Pass
4	5266.800	96.34	-3.55	--	--	Peak	152.00	300	Vertical	N/A
4**	5266.800	88.85	-3.55	--	--	AV	152.00	300	Vertical	N/A
5	7568.388	47.79	-2.43	74.0	26.21	Peak	163.00	100	Vertical	Pass
5**	7568.388	39.08	-2.43	54.0	14.92	AV	163.00	100	Vertical	Pass
6	11653.188	50.92	1.90	74.0	23.08	Peak	34.00	300	Vertical	Pass
6**	11653.188	41.59	1.90	54.0	12.41	AV	34.00	300	Vertical	Pass

11n40, U-NII-2A, 1 GHz to 18 GHz, High Channel, ANT H

No.	Frequency (MHz)	Results (dBuV/m)	Factor (dB)	Limit (dBuV/m)	Margin (dB)	Detector	Table (Degree)	Height (cm)	Antenna	Verdict
1	1359.800	38.57	-17.25	74.0	35.43	Peak	24.00	400	Horizontal	Pass
1**	1359.800	29.10	-17.25	54.0	24.90	AV	24.00	400	Horizontal	Pass
2	2795.100	44.70	-10.94	74.0	29.30	Peak	93.00	200	Horizontal	Pass
2**	2795.100	35.62	-10.94	54.0	18.38	AV	93.00	200	Horizontal	Pass
3	4300.200	49.36	-4.55	74.0	24.64	Peak	232.00	150	Horizontal	Pass
3**	4300.200	40.11	-4.55	54.0	13.89	AV	232.00	150	Horizontal	Pass
4	5308.400	100.17	-3.09	--	--	Peak	160.00	400	Horizontal	N/A
4**	5308.400	92.89	-3.09	--	--	AV	160.00	400	Horizontal	N/A
5	7575.000	48.42	-2.53	74.0	25.58	Peak	20.00	100	Horizontal	Pass
5**	7575.000	39.02	-2.53	54.0	14.98	AV	20.00	100	Horizontal	Pass
6	12118.075	50.86	1.34	74.0	23.14	Peak	116.00	400	Horizontal	Pass
6**	12118.075	40.53	1.34	54.0	13.47	AV	116.00	400	Horizontal	Pass

11n40, U-NII-2A, 1 GHz to 18 GHz, High Channel, ANT V

No.	Frequency (MHz)	Results (dBuV/m)	Factor (dB)	Limit (dBuV/m)	Margin (dB)	Detector	Table (Degree)	Height (cm)	Antenna	Verdict
1	1357.000	38.72	-17.31	74.0	35.28	Peak	134.00	300	Vertical	Pass
1**	1357.000	29.18	-17.31	54.0	24.82	AV	134.00	300	Vertical	Pass
2	2830.100	45.26	-10.34	74.0	28.74	Peak	214.00	100	Vertical	Pass
2**	2830.100	35.46	-10.34	54.0	18.54	AV	214.00	100	Vertical	Pass
3	4286.800	49.43	-4.62	74.0	24.57	Peak	349.00	100	Vertical	Pass
3**	4286.800	39.91	-4.62	54.0	14.09	AV	349.00	100	Vertical	Pass
4	5311.400	96.67	-3.06	--	--	Peak	331.00	200	Vertical	N/A
4**	5311.400	89.86	-3.06	--	--	AV	331.00	200	Vertical	N/A
5	7433.550	48.21	-2.54	74.0	25.79	Peak	323.00	200	Vertical	Pass
5**	7433.550	39.13	-2.54	54.0	14.87	AV	323.00	200	Vertical	Pass
6	12187.650	50.97	2.53	74.0	23.03	Peak	235.00	200	Vertical	Pass
6**	12187.650	41.75	2.53	54.0	12.25	AV	235.00	200	Vertical	Pass

11ac20, U-NII-2A, 1 GHz to 18 GHz, Low Channel, ANT H

No.	Frequency (MHz)	Results (dBuV/m)	Factor (dB)	Limit (dBuV/m)	Margin (dB)	Detector	Table (Degree)	Height (cm)	Antenna	Verdict
1	1351.400	38.66	-17.31	74.0	35.34	Peak	282.00	300	Horizontal	Pass
1**	1351.400	29.04	-17.31	54.0	24.96	AV	282.00	300	Horizontal	Pass
2	2750.600	44.51	-10.33	74.0	29.49	Peak	228.00	300	Horizontal	Pass
2**	2750.600	35.44	-10.33	54.0	18.56	AV	228.00	300	Horizontal	Pass
3	4320.600	49.51	-4.75	74.0	24.49	Peak	0.00	200	Horizontal	Pass
3**	4320.600	40.58	-4.75	54.0	13.42	AV	0.00	200	Horizontal	Pass
4	5261.800	101.12	-3.69	--	--	Peak	176.00	300	Horizontal	N/A
4**	5261.800	93.99	-3.69	--	--	AV	176.00	300	Horizontal	N/A
5	7568.963	48.32	-2.43	74.0	25.68	Peak	360.00	100	Horizontal	Pass
5**	7568.963	39.91	-2.43	54.0	14.09	AV	360.00	100	Horizontal	Pass
6	12212.375	51.02	2.40	74.0	22.98	Peak	236.00	400	Horizontal	Pass
6**	12212.375	41.89	2.40	54.0	12.11	AV	236.00	400	Horizontal	Pass

11ac20, U-NII-2A, 1 GHz to 18 GHz, Low Channel, ANT V

No.	Frequency (MHz)	Results (dBuV/m)	Factor (dB)	Limit (dBuV/m)	Margin (dB)	Detector	Table (Degree)	Height (cm)	Antenna	Verdict
1	1363.300	38.64	-17.36	74.0	35.36	Peak	349.00	100	Vertical	Pass
1**	1363.300	29.37	-17.36	54.0	24.63	AV	349.00	100	Vertical	Pass
2	2761.700	44.46	-10.88	74.0	29.54	Peak	1.00	200	Vertical	Pass
2**	2761.700	35.02	-10.88	54.0	18.98	AV	1.00	200	Vertical	Pass
3	4296.400	49.43	-4.52	74.0	24.57	Peak	217.00	150	Vertical	Pass
3**	4296.400	39.90	-4.52	54.0	14.10	AV	217.00	150	Vertical	Pass
4	5258.200	98.46	-3.64	--	--	Peak	336.00	300	Vertical	N/A
4**	5258.200	91.51	-3.64	--	--	AV	336.00	300	Vertical	N/A
5	7419.463	48.07	-2.24	74.0	25.93	Peak	14.00	150	Vertical	Pass
5**	7419.463	39.13	-2.24	54.0	14.87	AV	14.00	150	Vertical	Pass
6	12231.638	51.08	2.43	74.0	22.92	Peak	227.00	100	Vertical	Pass
6**	12231.638	42.39	2.43	54.0	11.61	AV	227.00	100	Vertical	Pass

11ac20, U-NII-2A, 1 GHz to 18 GHz, Middle Channel, ANT H

No.	Frequency (MHz)	Results (dBuV/m)	Factor (dB)	Limit (dBuV/m)	Margin (dB)	Detector	Table (Degree)	Height (cm)	Antenna	Verdict
1	1395.400	38.92	-17.34	74.0	35.08	Peak	127.00	400	Horizontal	Pass
1**	1395.400	30.42	-17.34	54.0	23.58	AV	127.00	400	Horizontal	Pass
2	2814.600	44.66	-10.53	74.0	29.34	Peak	11.00	300	Horizontal	Pass
2**	2814.600	35.09	-10.53	54.0	18.91	AV	11.00	300	Horizontal	Pass
3	4306.200	49.09	-4.55	74.0	24.91	Peak	16.00	100	Horizontal	Pass
3**	4306.200	40.34	-4.55	54.0	13.66	AV	16.00	100	Horizontal	Pass
4	5302.800	102.39	-3.10	--	--	Peak	158.00	200	Horizontal	N/A
4**	5302.800	94.86	-3.10	--	--	AV	158.00	200	Horizontal	N/A
5	7421.188	48.43	-2.27	74.0	25.57	Peak	302.00	150	Horizontal	Pass
5**	7421.188	38.98	-2.27	54.0	15.02	AV	302.00	150	Horizontal	Pass
6	12283.099	51.09	2.23	74.0	22.91	Peak	181.00	200	Horizontal	Pass
6**	12283.099	41.90	2.23	54.0	12.10	AV	181.00	200	Horizontal	Pass

11ac20, U-NII-2A, 1 GHz to 18 GHz, Middle Channel, ANT V

No.	Frequency (MHz)	Results (dBuV/m)	Factor (dB)	Limit (dBuV/m)	Margin (dB)	Detector	Table (Degree)	Height (cm)	Antenna	Verdict
1	1408.400	38.68	-17.04	74.0	35.32	Peak	203.00	300	Vertical	Pass
1**	1408.400	29.25	-17.04	54.0	24.75	AV	203.00	300	Vertical	Pass
2	2729.100	44.39	-10.36	74.0	29.61	Peak	209.00	100	Vertical	Pass
2**	2729.100	35.25	-10.36	54.0	18.75	AV	209.00	100	Vertical	Pass
3	4293.800	48.87	-4.53	74.0	25.13	Peak	16.00	100	Vertical	Pass
3**	4293.800	40.13	-4.53	54.0	13.87	AV	16.00	100	Vertical	Pass
4	5298.400	98.53	-3.19	--	--	Peak	334.00	200	Vertical	N/A
4**	5298.400	91.33	-3.19	--	--	AV	334.00	200	Vertical	N/A
5	7415.150	48.63	-2.19	74.0	25.37	Peak	34.00	100	Vertical	Pass
5**	7415.150	39.23	-2.19	54.0	14.77	AV	34.00	100	Vertical	Pass
6	12165.224	52.42	2.43	74.0	21.58	Peak	194.00	400	Vertical	Pass
6**	12165.224	42.32	2.43	54.0	11.68	AV	194.00	400	Vertical	Pass

11ac20, U-NII-2A, 1 GHz to 18 GHz, High Channel, ANT H

No.	Frequency (MHz)	Results (dBuV/m)	Factor (dB)	Limit (dBuV/m)	Margin (dB)	Detector	Table (Degree)	Height (cm)	Antenna	Verdict
1	1350.400	38.80	-17.32	74.0	35.20	Peak	1.00	400	Horizontal	Pass
1**	1350.400	29.58	-17.32	54.0	24.42	AV	1.00	400	Horizontal	Pass
2	2809.100	44.82	-10.63	74.0	29.18	Peak	98.00	300	Horizontal	Pass
2**	2809.100	35.51	-10.63	54.0	18.49	AV	98.00	300	Horizontal	Pass
3	4312.600	48.89	-4.68	74.0	25.11	Peak	88.00	150	Horizontal	Pass
3**	4312.600	39.76	-4.68	54.0	14.24	AV	88.00	150	Horizontal	Pass
4	5318.600	103.10	-3.07	--	--	Peak	152.00	400	Horizontal	N/A
4**	5318.600	95.33	-3.07	--	--	AV	152.00	400	Horizontal	N/A
5	7579.313	48.51	-2.59	74.0	25.49	Peak	100.00	200	Horizontal	Pass
5**	7579.313	39.04	-2.59	54.0	14.96	AV	100.00	200	Horizontal	Pass
6	12223.875	51.75	2.43	74.0	22.25	Peak	5.00	100	Horizontal	Pass
6**	12223.875	42.00	2.43	54.0	12.00	AV	5.00	100	Horizontal	Pass

11ac20, U-NII-2A, 1 GHz to 18 GHz, High Channel, ANT V

No.	Frequency (MHz)	Results (dBuV/m)	Factor (dB)	Limit (dBuV/m)	Margin (dB)	Detector	Table (Degree)	Height (cm)	Antenna	Verdict
1	1412.300	38.64	-17.23	74.0	35.36	Peak	233.00	100	Vertical	Pass
1**	1412.300	28.60	-17.23	54.0	25.40	AV	233.00	100	Vertical	Pass
2	2746.000	45.19	-10.30	74.0	28.81	Peak	2.00	200	Vertical	Pass
2**	2746.000	35.49	-10.30	54.0	18.51	AV	2.00	200	Vertical	Pass
3	4300.000	49.08	-4.54	74.0	24.92	Peak	116.00	100	Vertical	Pass
3**	4300.000	40.33	-4.54	54.0	13.67	AV	116.00	100	Vertical	Pass
4	5318.800	98.99	-3.07	--	--	Peak	340.00	400	Vertical	N/A
4**	5318.800	91.79	-3.07	--	--	AV	340.00	400	Vertical	N/A
5	7561.200	48.74	-2.40	74.0	25.26	Peak	82.00	150	Vertical	Pass
5**	7561.200	38.62	-2.40	54.0	15.38	AV	82.00	150	Vertical	Pass
6	12219.850	51.23	2.42	74.0	22.77	Peak	0.00	400	Vertical	Pass
6**	12219.850	42.11	2.42	54.0	11.89	AV	0.00	400	Vertical	Pass

11ac40, U-NII-2A, 1 GHz to 18 GHz, Low Channel, ANT H

No.	Frequency (MHz)	Results (dBuV/m)	Factor (dB)	Limit (dBuV/m)	Margin (dB)	Detector	Table (Degree)	Height (cm)	Antenna	Verdict
1	1395.700	38.65	-17.34	74.0	35.35	Peak	78.00	300	Horizontal	Pass
1**	1395.700	29.28	-17.34	54.0	24.72	AV	78.00	300	Horizontal	Pass
2	2732.000	44.32	-10.41	74.0	29.68	Peak	52.00	200	Horizontal	Pass
2**	2732.000	35.48	-10.41	54.0	18.52	AV	52.00	200	Horizontal	Pass
3	4296.600	48.86	-4.53	74.0	25.14	Peak	0.00	200	Horizontal	Pass
3**	4296.600	39.68	-4.53	54.0	14.32	AV	0.00	200	Horizontal	Pass
4	5272.000	99.55	-3.53	--	--	Peak	152.00	100	Horizontal	N/A
4**	5272.000	92.18	-3.53	--	--	AV	152.00	100	Horizontal	N/A
5	7566.375	48.44	-2.47	74.0	25.56	Peak	334.00	200	Horizontal	Pass
5**	7566.375	39.29	-2.47	54.0	14.71	AV	334.00	200	Horizontal	Pass
6	12273.901	51.65	2.23	74.0	22.35	Peak	360.00	400	Horizontal	Pass
6**	12273.901	41.72	2.23	54.0	12.28	AV	360.00	400	Horizontal	Pass

11ac40, U-NII-2A, 1 GHz to 18 GHz, Low Channel, ANT V

No.	Frequency (MHz)	Results (dBuV/m)	Factor (dB)	Limit (dBuV/m)	Margin (dB)	Detector	Table (Degree)	Height (cm)	Antenna	Verdict
1	1395.700	38.64	-17.34	74.0	35.36	Peak	122.00	200	Vertical	Pass
1**	1395.700	29.02	-17.34	54.0	24.98	AV	122.00	200	Vertical	Pass
2	2762.500	44.26	-10.87	74.0	29.74	Peak	20.00	100	Vertical	Pass
2**	2762.500	34.85	-10.87	54.0	19.15	AV	20.00	100	Vertical	Pass
3	4256.200	48.85	-4.47	74.0	25.15	Peak	127.00	100	Vertical	Pass
3**	4256.200	39.30	-4.47	54.0	14.70	AV	127.00	100	Vertical	Pass
4	5275.400	95.91	-3.55	--	--	Peak	334.00	200	Vertical	N/A
4**	5275.400	87.85	-3.55	--	--	AV	334.00	200	Vertical	N/A
5	7497.375	48.65	-2.37	74.0	25.35	Peak	67.00	150	Vertical	Pass
5**	7497.375	38.00	-2.37	54.0	16.00	AV	67.00	150	Vertical	Pass
6	12003.363	50.87	0.59	74.0	23.13	Peak	1.00	400	Vertical	Pass
6**	12003.363	40.49	0.59	54.0	13.51	AV	1.00	400	Vertical	Pass

11ac40, U-NII-2A, 1 GHz to 18 GHz, High Channel, ANT H

No.	Frequency (MHz)	Results (dBuV/m)	Factor (dB)	Limit (dBuV/m)	Margin (dB)	Detector	Table (Degree)	Height (cm)	Antenna	Verdict
1	1378.000	38.65	-17.37	74.0	35.35	Peak	59.00	200	Horizontal	Pass
1**	1378.000	28.63	-17.37	54.0	25.37	AV	59.00	200	Horizontal	Pass
2	2746.500	44.47	-10.27	74.0	29.53	Peak	24.00	400	Horizontal	Pass
2**	2746.500	34.98	-10.27	54.0	19.02	AV	24.00	400	Horizontal	Pass
3	4294.600	49.23	-4.47	74.0	24.77	Peak	88.00	200	Horizontal	Pass
3**	4294.600	40.15	-4.47	54.0	13.85	AV	88.00	200	Horizontal	Pass
4	5312.400	100.23	-3.10	--	--	Peak	152.00	400	Horizontal	N/A
4**	5312.400	91.89	-3.10	--	--	AV	152.00	400	Horizontal	N/A
5	7565.800	48.86	-2.49	74.0	25.14	Peak	94.00	100	Horizontal	Pass
5**	7565.800	38.85	-2.49	54.0	15.15	AV	94.00	100	Horizontal	Pass
6	12337.150	51.84	1.76	74.0	22.16	Peak	160.00	100	Horizontal	Pass
6**	12337.150	41.30	1.76	54.0	12.70	AV	160.00	100	Horizontal	Pass

11ac40, U-NII-2A, 1 GHz to 18 GHz, High Channel, ANT V

No.	Frequency (MHz)	Results (dBuV/m)	Factor (dB)	Limit (dBuV/m)	Margin (dB)	Detector	Table (Degree)	Height (cm)	Antenna	Verdict
1	1379.300	38.25	-17.34	74.0	35.75	Peak	248.00	300	Vertical	Pass
1**	1379.300	28.69	-17.34	54.0	25.31	AV	248.00	300	Vertical	Pass
2	2856.000	45.02	-10.26	74.0	28.98	Peak	24.00	300	Vertical	Pass
2**	2856.000	34.95	-10.26	54.0	19.05	AV	24.00	300	Vertical	Pass
3	4286.400	49.41	-4.63	74.0	24.59	Peak	197.00	200	Vertical	Pass
3**	4286.400	40.11	-4.63	54.0	13.89	AV	197.00	200	Vertical	Pass
4	5307.600	96.54	-3.09	--	--	Peak	334.00	200	Vertical	N/A
4**	5307.600	88.57	-3.09	--	--	AV	334.00	200	Vertical	N/A
5	7411.412	47.95	-2.24	74.0	26.05	Peak	34.00	150	Vertical	Pass
5**	7411.412	39.60	-2.24	54.0	14.40	AV	34.00	150	Vertical	Pass
6	12221.862	51.33	2.42	74.0	22.67	Peak	9.00	200	Vertical	Pass
6**	12221.862	41.58	2.42	54.0	12.42	AV	9.00	200	Vertical	Pass

11ac80, U-NII-2A, 1 GHz to 18 GHz, Middle Channel, ANT H

No.	Frequency (MHz)	Results (dBuV/m)	Factor (dB)	Limit (dBuV/m)	Margin (dB)	Detector	Table (Degree)	Height (cm)	Antenna	Verdict
1	1362.000	38.74	-17.38	74.0	35.26	Peak	268.00	200	Horizontal	Pass
1**	1362.000	29.20	-17.38	54.0	24.80	AV	268.00	200	Horizontal	Pass
2	2816.900	44.87	-10.45	74.0	29.13	Peak	51.00	100	Horizontal	Pass
2**	2816.900	34.80	-10.45	54.0	19.20	AV	51.00	100	Horizontal	Pass
3	4297.800	49.57	-4.51	74.0	24.43	Peak	80.00	100	Horizontal	Pass
3**	4297.800	39.81	-4.51	54.0	14.19	AV	80.00	100	Horizontal	Pass
4	5294.200	96.61	-3.31	--	--	Peak	153.00	100	Horizontal	N/A
4**	5294.200	89.48	-3.31	--	--	AV	153.00	100	Horizontal	N/A
5	7595.125	47.60	-2.88	74.0	26.40	Peak	220.00	100	Horizontal	Pass
5**	7595.125	38.59	-2.88	54.0	15.41	AV	220.00	100	Horizontal	Pass
6	12298.625	52.17	2.29	74.0	21.83	Peak	5.00	400	Horizontal	Pass
6**	12298.625	42.06	2.29	54.0	11.94	AV	5.00	400	Horizontal	Pass

11ac80, U-NII-2A, 1 GHz to 18 GHz, Middle Channel, ANT V

No.	Frequency (MHz)	Results (dBuV/m)	Factor (dB)	Limit (dBuV/m)	Margin (dB)	Detector	Table (Degree)	Height (cm)	Antenna	Verdict
1	1523.100	38.98	-17.47	74.0	35.02	Peak	302.00	150	Vertical	Pass
1**	1523.100	29.68	-17.47	54.0	24.32	AV	302.00	150	Vertical	Pass
2	2754.700	44.56	-10.57	74.0	29.44	Peak	50.00	400	Vertical	Pass
2**	2754.700	35.09	-10.57	54.0	18.91	AV	50.00	400	Vertical	Pass
3	4227.200	49.23	-4.52	74.0	24.77	Peak	168.00	100	Vertical	Pass
3**	4227.200	39.78	-4.52	54.0	14.22	AV	168.00	100	Vertical	Pass
4	5291.600	93.09	-3.40	--	--	Peak	328.00	400	Vertical	N/A
4**	5291.600	85.32	-3.40	--	--	AV	328.00	400	Vertical	N/A
5	7563.500	48.06	-2.50	74.0	25.94	Peak	269.00	100	Vertical	Pass
5**	7563.500	39.68	-2.50	54.0	14.32	AV	269.00	100	Vertical	Pass
6	11657.787	51.79	1.89	74.0	22.21	Peak	279.00	200	Vertical	Pass
6**	11657.787	41.78	1.89	54.0	12.22	AV	279.00	200	Vertical	Pass

11a, U-NII-2C, 1 GHz to 18 GHz, Low Channel, ANT H

No.	Frequency (MHz)	Results (dBuV/m)	Factor (dB)	Limit (dBuV/m)	Over Limit (dB)	Detector	Table (Degree)	Height (cm)	Antenna	Verdict
1	1400.400	38.72	-17.29	74.0	35.28	Peak	85.00	400	Horizontal	Pass
1**	1400.400	28.67	-17.29	54.0	25.33	AV	85.00	400	Horizontal	Pass
2	2865.300	45.00	-10.32	74.0	29.00	Peak	124.00	400	Horizontal	Pass
2**	2865.300	35.51	-10.32	54.0	18.49	AV	124.00	400	Horizontal	Pass
3	4268.000	49.39	-4.63	74.0	24.61	Peak	321.00	150	Horizontal	Pass
3**	4268.000	39.68	-4.63	54.0	14.32	AV	321.00	150	Horizontal	Pass
4	5501.000	105.65	-2.68	--	--	Peak	142.00	200	Horizontal	N/A
4**	5501.000	98.76	-2.68	--	--	AV	142.00	200	Horizontal	N/A
5	7612.087	48.17	-3.06	74.0	25.83	Peak	83.00	100	Horizontal	Pass
5**	7612.087	38.47	-3.06	54.0	15.53	AV	83.00	100	Horizontal	Pass
6	12171.263	51.46	2.57	74.0	22.54	Peak	204.00	400	Horizontal	Pass
6**	12171.263	42.12	2.57	54.0	11.88	AV	204.00	400	Horizontal	Pass

11a, U-NII-2C, 1 GHz to 18 GHz, Low Channel, ANT V

No.	Frequency (MHz)	Results (dBuV/m)	Factor (dB)	Limit (dBuV/m)	Over Limit (dB)	Detector	Table (Degree)	Height (cm)	Antenna	Verdict
1	1363.400	38.45	-17.36	74.0	35.55	Peak	65.00	100	Vertical	Pass
1**	1363.400	29.26	-17.36	54.0	24.74	AV	65.00	100	Vertical	Pass
2	2743.200	44.73	-10.31	74.0	29.27	Peak	0.00	100	Vertical	Pass
2**	2743.200	35.87	-10.31	54.0	18.13	AV	0.00	100	Vertical	Pass
3	4299.600	49.82	-4.52	74.0	24.18	Peak	125.00	150	Vertical	Pass
3**	4299.600	40.39	-4.52	54.0	13.61	AV	125.00	150	Vertical	Pass
4	5501.200	103.37	-2.68	--	--	Peak	305.00	200	Vertical	N/A
4**	5501.200	96.25	-2.68	--	--	AV	305.00	200	Vertical	N/A
5	7338.962	48.68	-3.09	74.0	25.32	Peak	321.00	150	Vertical	Pass
5**	7338.962	37.88	-3.09	54.0	16.12	AV	321.00	150	Vertical	Pass
6	12218.412	51.32	2.41	74.0	22.68	Peak	277.00	300	Vertical	Pass
6**	12218.412	42.06	2.41	54.0	11.94	AV	277.00	300	Vertical	Pass

11a, U-NII-2C, 1 GHz to 18 GHz, Middle Channel, ANT H

No.	Frequency (MHz)	Results (dBuV/m)	Factor (dB)	Limit (dBuV/m)	Over Limit (dB)	Detector	Table (Degree)	Height (cm)	Antenna	Verdict
1	1386.600	38.82	-17.21	74.0	35.18	Peak	227.00	300	Horizontal	Pass
1**	1386.600	29.24	-17.21	54.0	24.76	AV	227.00	300	Horizontal	Pass
2	2838.200	45.02	-10.38	74.0	28.98	Peak	24.00	100	Horizontal	Pass
2**	2838.200	36.05	-10.38	54.0	17.95	AV	24.00	100	Horizontal	Pass
3	4287.800	48.71	-4.60	74.0	25.29	Peak	1.00	200	Horizontal	Pass
3**	4287.800	39.68	-4.60	54.0	14.32	AV	1.00	200	Horizontal	Pass
4	5577.600	106.01	-3.24	--	--	Peak	140.00	300	Horizontal	N/A
4**	5577.600	98.59	-3.24	--	--	AV	140.00	300	Horizontal	N/A
5	7586.788	48.12	-2.76	74.0	25.88	Peak	127.00	150	Horizontal	Pass
5**	7586.788	38.61	-2.76	54.0	15.39	AV	127.00	150	Horizontal	Pass
6	12255.500	51.31	2.48	74.0	22.69	Peak	28.00	400	Horizontal	Pass
6**	12255.500	41.61	2.48	54.0	12.39	AV	28.00	400	Horizontal	Pass

11a, U-NII-2C, 1 GHz to 18 GHz, Middle Channel, ANT V

No.	Frequency (MHz)	Results (dBuV/m)	Factor (dB)	Limit (dBuV/m)	Over Limit (dB)	Detector	Table (Degree)	Height (cm)	Antenna	Verdict
1	1315.900	38.36	-17.34	74.0	35.64	Peak	272.00	100	Vertical	Pass
1**	1315.900	28.85	-17.34	54.0	25.15	AV	272.00	100	Vertical	Pass
2	2876.400	44.73	-10.34	74.0	29.27	Peak	294.00	100	Vertical	Pass
2**	2876.400	34.80	-10.34	54.0	19.20	AV	294.00	100	Vertical	Pass
3	4288.200	49.58	-4.59	74.0	24.42	Peak	360.00	100	Vertical	Pass
3**	4288.200	39.95	-4.59	54.0	14.05	AV	360.00	100	Vertical	Pass
4	5582.000	104.54	-3.22	--	--	Peak	288.00	300	Vertical	N/A
4**	5582.000	97.26	-3.22	--	--	AV	288.00	300	Vertical	N/A
5	7416.300	48.34	-2.19	74.0	25.66	Peak	344.00	100	Vertical	Pass
5**	7416.300	38.77	-2.19	54.0	15.23	AV	344.00	100	Vertical	Pass
6	12183.338	51.63	2.59	74.0	22.37	Peak	127.00	300	Vertical	Pass
6**	12183.338	41.77	2.59	54.0	12.23	AV	127.00	300	Vertical	Pass

11a, U-NII-2C, 1 GHz to 18 GHz, High Channel, ANT H

No.	Frequency (MHz)	Results (dBuV/m)	Factor (dB)	Limit (dBuV/m)	Over Limit (dB)	Detector	Table (Degree)	Height (cm)	Antenna	Verdict
1	1318.300	38.27	-17.44	74.0	35.73	Peak	191.00	300	Horizontal	Pass
1**	1318.300	28.44	-17.44	54.0	25.56	AV	191.00	300	Horizontal	Pass
2	2744.000	44.74	-10.31	74.0	29.26	Peak	171.00	300	Horizontal	Pass
2**	2744.000	35.60	-10.31	54.0	18.40	AV	171.00	300	Horizontal	Pass
3	4309.800	48.68	-4.67	74.0	25.32	Peak	2.00	100	Horizontal	Pass
3**	4309.800	39.90	-4.67	54.0	14.10	AV	2.00	100	Horizontal	Pass
4	5701.200	105.73	-3.80	--	--	Peak	168.00	300	Horizontal	N/A
4**	5701.200	98.05	-3.80	--	--	AV	168.00	300	Horizontal	N/A
5	7562.925	48.82	-2.49	74.0	25.18	Peak	135.00	100	Horizontal	Pass
5**	7562.925	39.20	-2.49	54.0	14.80	AV	135.00	100	Horizontal	Pass
6	12232.500	50.99	2.43	74.0	23.01	Peak	298.00	400	Horizontal	Pass
6**	12232.500	41.60	2.43	54.0	12.40	AV	298.00	400	Horizontal	Pass

11a, U-NII-2C, 1 GHz to 18 GHz, High Channel, ANT V

No.	Frequency (MHz)	Results (dBuV/m)	Factor (dB)	Limit (dBuV/m)	Over Limit (dB)	Detector	Table (Degree)	Height (cm)	Antenna	Verdict
1	1314.200	38.84	-17.33	74.0	35.16	Peak	58.00	200	Vertical	Pass
1**	1314.200	28.62	-17.33	54.0	25.38	AV	58.00	200	Vertical	Pass
2	2762.300	44.76	-10.87	74.0	29.24	Peak	353.00	400	Vertical	Pass
2**	2762.300	34.62	-10.87	54.0	19.38	AV	353.00	400	Vertical	Pass
3	4291.600	48.64	-4.60	74.0	25.36	Peak	2.00	200	Vertical	Pass
3**	4291.600	39.36	-4.60	54.0	14.64	AV	2.00	200	Vertical	Pass
4	5697.800	105.66	-3.68	--	--	Peak	305.00	300	Vertical	N/A
4**	5697.800	98.44	-3.68	--	--	AV	305.00	300	Vertical	N/A
5	7578.163	47.65	-2.56	74.0	26.35	Peak	252.00	100	Vertical	Pass
5**	7578.163	38.90	-2.56	54.0	15.10	AV	252.00	100	Vertical	Pass
6	12194.838	51.29	2.43	74.0	22.71	Peak	102.00	300	Vertical	Pass
6**	12194.838	41.87	2.43	54.0	12.13	AV	102.00	300	Vertical	Pass

11n20, U-NII-2C, 1 GHz to 18 GHz, Low Channel, ANT H

No.	Frequency (MHz)	Results (dBuV/m)	Factor (dB)	Limit (dBuV/m)	Over Limit (dB)	Detector	Table (Degree)	Height (cm)	Antenna	Verdict
1	1350.900	38.60	-17.32	74.0	35.40	Peak	198.00	100	Horizontal	Pass
1**	1350.900	30.21	-17.32	54.0	23.79	AV	198.00	100	Horizontal	Pass
2	2746.300	44.76	-10.28	74.0	29.24	Peak	295.00	100	Horizontal	Pass
2**	2746.300	36.39	-10.28	54.0	17.61	AV	295.00	100	Horizontal	Pass
3	4295.600	49.31	-4.49	74.0	24.69	Peak	2.00	100	Horizontal	Pass
3**	4295.600	39.76	-4.49	54.0	14.24	AV	2.00	100	Horizontal	Pass
4	5501.200	105.14	-2.68	--	--	Peak	143.00	200	Horizontal	N/A
4**	5501.200	97.56	-2.68	--	--	AV	143.00	200	Horizontal	N/A
5	7510.312	48.98	-2.28	74.0	25.02	Peak	133.00	100	Horizontal	Pass
5**	7510.312	38.95	-2.28	54.0	15.05	AV	133.00	100	Horizontal	Pass
6	12172.701	52.09	2.61	74.0	21.91	Peak	311.00	300	Horizontal	Pass
6**	12172.701	42.19	2.61	54.0	11.81	AV	311.00	300	Horizontal	Pass

11n20, U-NII-2C, 1 GHz to 18 GHz, Low Channel, ANT V

No.	Frequency (MHz)	Results (dBuV/m)	Factor (dB)	Limit (dBuV/m)	Over Limit (dB)	Detector	Table (Degree)	Height (cm)	Antenna	Verdict
1	1399.700	38.82	-17.25	74.0	35.18	Peak	117.00	400	Vertical	Pass
1**	1399.700	28.90	-17.25	54.0	25.10	AV	117.00	400	Vertical	Pass
2	2863.800	44.59	-10.27	74.0	29.41	Peak	44.00	200	Vertical	Pass
2**	2863.800	35.29	-10.27	54.0	18.71	AV	44.00	200	Vertical	Pass
3	4269.800	49.04	-4.63	74.0	24.96	Peak	158.00	100	Vertical	Pass
3**	4269.800	39.77	-4.63	54.0	14.23	AV	158.00	100	Vertical	Pass
4	5500.200	102.52	-2.70	--	--	Peak	287.00	100	Vertical	N/A
4**	5500.200	94.93	-2.70	--	--	AV	287.00	100	Vertical	N/A
5	7447.063	47.83	-2.75	74.0	26.17	Peak	315.00	100	Vertical	Pass
5**	7447.063	38.25	-2.75	54.0	15.75	AV	315.00	100	Vertical	Pass
6	11631.912	51.38	2.10	74.0	22.62	Peak	359.00	100	Vertical	Pass
6**	11631.912	41.92	2.10	54.0	12.08	AV	359.00	100	Vertical	Pass

11n20, U-NII-2C, 1 GHz to 18 GHz, Middle Channel, ANT H

No.	Frequency (MHz)	Results (dBuV/m)	Factor (dB)	Limit (dBuV/m)	Over Limit (dB)	Detector	Table (Degree)	Height (cm)	Antenna	Verdict
1	1360.900	38.21	-17.30	74.0	35.79	Peak	310.00	200	Horizontal	Pass
1**	1360.900	29.33	-17.30	54.0	24.67	AV	310.00	200	Horizontal	Pass
2	2747.900	44.60	-10.22	74.0	29.40	Peak	0.00	200	Horizontal	Pass
2**	2747.900	35.35	-10.22	54.0	18.65	AV	0.00	200	Horizontal	Pass
3	4299.600	49.40	-4.52	74.0	24.60	Peak	106.00	200	Horizontal	Pass
3**	4299.600	40.01	-4.52	54.0	13.99	AV	106.00	200	Horizontal	Pass
4	5581.000	105.93	-3.22	--	--	Peak	137.00	200	Horizontal	N/A
4**	5581.000	98.30	-3.22	--	--	AV	137.00	200	Horizontal	N/A
5	7593.688	48.15	-2.87	74.0	25.85	Peak	355.00	200	Horizontal	Pass
5**	7593.688	38.58	-2.87	54.0	15.42	AV	355.00	200	Horizontal	Pass
6	11625.300	51.34	2.03	74.0	22.66	Peak	359.00	300	Horizontal	Pass
6**	11625.300	41.34	2.03	54.0	12.66	AV	359.00	300	Horizontal	Pass

11n20, U-NII-2C, 1 GHz to 18 GHz, Middle Channel, ANT V

No.	Frequency (MHz)	Results (dBuV/m)	Factor (dB)	Limit (dBuV/m)	Over Limit (dB)	Detector	Table (Degree)	Height (cm)	Antenna	Verdict
1	1398.000	38.40	-17.21	74.0	35.60	Peak	256.00	300	Vertical	Pass
1**	1398.000	29.03	-17.21	54.0	24.97	AV	256.00	300	Vertical	Pass
2	2767.600	44.95	-11.00	74.0	29.05	Peak	290.00	100	Vertical	Pass
2**	2767.600	35.16	-11.00	54.0	18.84	AV	290.00	100	Vertical	Pass
3	4290.400	49.00	-4.59	74.0	25.00	Peak	102.00	200	Vertical	Pass
3**	4290.400	39.96	-4.59	54.0	14.04	AV	102.00	200	Vertical	Pass
4	5579.000	103.85	-3.25	--	--	Peak	287.00	400	Vertical	N/A
4**	5579.000	97.58	-3.25	--	--	AV	287.00	400	Vertical	N/A
5	7495.075	48.31	-2.37	74.0	25.69	Peak	192.00	150	Vertical	Pass
5**	7495.075	38.90	-2.37	54.0	15.10	AV	192.00	150	Vertical	Pass
6	12229.049	51.81	2.43	74.0	22.19	Peak	225.00	300	Vertical	Pass
6**	12229.049	42.18	2.43	54.0	11.82	AV	225.00	300	Vertical	Pass

11n20, U-NII-2C, 1 GHz to 18 GHz, High Channel, ANT H

No.	Frequency (MHz)	Results (dBuV/m)	Factor (dB)	Limit (dBuV/m)	Over Limit (dB)	Detector	Table (Degree)	Height (cm)	Antenna	Verdict
1	1329.000	38.47	-17.46	74.0	35.53	Peak	357.00	200	Horizontal	Pass
1**	1329.000	29.42	-17.46	54.0	24.58	AV	357.00	200	Horizontal	Pass
2	2736.800	44.68	-10.39	74.0	29.32	Peak	357.00	200	Horizontal	Pass
2**	2736.800	35.38	-10.39	54.0	18.62	AV	357.00	200	Horizontal	Pass
3	4184.400	50.44	-4.86	74.0	23.56	Peak	15.00	200	Horizontal	Pass
3**	4184.400	38.51	-4.86	54.0	15.49	AV	15.00	200	Horizontal	Pass
4	5698.200	104.78	-3.72	--	--	Peak	136.00	100	Horizontal	N/A
4**	5698.200	97.47	-3.72	--	--	AV	136.00	100	Horizontal	N/A
5	7491.337	47.94	-2.39	74.0	26.06	Peak	344.00	100	Horizontal	Pass
5**	7491.337	39.09	-2.39	54.0	14.91	AV	344.00	100	Horizontal	Pass
6	12234.512	51.40	2.43	74.0	22.60	Peak	359.00	100	Horizontal	Pass
6**	12234.512	42.21	2.43	54.0	11.79	AV	359.00	100	Horizontal	Pass

11n20, U-NII-2C, 1 GHz to 18 GHz, High Channel, ANT V

No.	Frequency (MHz)	Results (dBuV/m)	Factor (dB)	Limit (dBuV/m)	Over Limit (dB)	Detector	Table (Degree)	Height (cm)	Antenna	Verdict
1	1311.000	38.44	-17.20	74.0	35.56	Peak	147.00	400	Vertical	Pass
1**	1311.000	29.06	-17.20	54.0	24.94	AV	147.00	400	Vertical	Pass
2	2795.100	44.53	-10.94	74.0	29.47	Peak	0.00	100	Vertical	Pass
2**	2795.100	34.70	-10.94	54.0	19.30	AV	0.00	100	Vertical	Pass
3	4281.200	48.76	-4.55	74.0	25.24	Peak	1.00	150	Vertical	Pass
3**	4281.200	40.37	-4.55	54.0	13.63	AV	1.00	150	Vertical	Pass
4	5701.400	104.97	-3.80	--	--	Peak	273.00	100	Vertical	N/A
4**	5701.400	97.99	-3.80	--	--	AV	273.00	100	Vertical	N/A
5	7567.237	48.55	-2.45	74.0	25.45	Peak	254.00	150	Vertical	Pass
5**	7567.237	39.30	-2.45	54.0	14.70	AV	254.00	150	Vertical	Pass
6	12214.100	51.40	2.40	74.0	22.60	Peak	28.00	200	Vertical	Pass
6**	12214.100	42.25	2.40	54.0	11.75	AV	28.00	200	Vertical	Pass

11n40, U-NII-2C, 1 GHz to 18 GHz, Low Channel, ANT H

No.	Frequency (MHz)	Results (dBuV/m)	Factor (dB)	Limit (dBuV/m)	Over Limit (dB)	Detector	Table (Degree)	Height (cm)	Antenna	Verdict
1	1362.000	38.30	-17.38	74.0	35.70	Peak	2.00	200	Horizontal	Pass
1**	1362.000	28.76	-17.38	54.0	25.24	AV	2.00	200	Horizontal	Pass
2	2729.100	44.77	-10.36	74.0	29.23	Peak	2.00	400	Horizontal	Pass
2**	2729.100	35.45	-10.36	54.0	18.55	AV	2.00	400	Horizontal	Pass
3	4291.600	48.75	-4.60	74.0	25.25	Peak	350.00	100	Horizontal	Pass
3**	4291.600	39.97	-4.60	54.0	14.03	AV	350.00	100	Horizontal	Pass
4	5507.800	102.05	-2.85	--	--	Peak	145.00	400	Horizontal	N/A
4**	5507.800	94.65	-2.85	--	--	AV	145.00	400	Horizontal	N/A
5	7594.550	48.84	-2.86	74.0	25.16	Peak	1.00	150	Horizontal	Pass
5**	7594.550	38.47	-2.86	54.0	15.53	AV	1.00	150	Horizontal	Pass
6	12233.938	51.49	2.43	74.0	22.51	Peak	360.00	100	Horizontal	Pass
6**	12233.938	41.93	2.43	54.0	12.07	AV	360.00	100	Horizontal	Pass

11n40, U-NII-2C, 1 GHz to 18 GHz, Low Channel, ANT V

No.	Frequency (MHz)	Results (dBuV/m)	Factor (dB)	Limit (dBuV/m)	Over Limit (dB)	Detector	Table (Degree)	Height (cm)	Antenna	Verdict
1	1388.800	38.39	-17.33	74.0	35.61	Peak	52.00	400	Vertical	Pass
1**	1388.800	28.37	-17.33	54.0	25.63	AV	52.00	400	Vertical	Pass
2	2725.300	44.94	-10.43	74.0	29.06	Peak	200.00	400	Vertical	Pass
2**	2725.300	35.97	-10.43	54.0	18.03	AV	200.00	400	Vertical	Pass
3	4305.000	49.14	-4.57	74.0	24.86	Peak	198.00	100	Vertical	Pass
3**	4305.000	40.50	-4.57	54.0	13.50	AV	198.00	100	Vertical	Pass
4	5507.800	99.62	-2.85	--	--	Peak	310.00	200	Vertical	N/A
4**	5507.800	92.58	-2.85	--	--	AV	310.00	200	Vertical	N/A
5	7573.850	48.09	-2.59	74.0	25.91	Peak	11.00	100	Vertical	Pass
5**	7573.850	39.40	-2.59	54.0	14.60	AV	11.00	100	Vertical	Pass
6	12258.950	52.38	2.44	74.0	21.62	Peak	300.00	100	Vertical	Pass
6**	12258.950	41.52	2.44	54.0	12.48	AV	300.00	100	Vertical	Pass

11n40, U-NII-2C, 1 GHz to 18 GHz, Middle Channel, ANT H

No.	Frequency (MHz)	Results (dBuV/m)	Factor (dB)	Limit (dBuV/m)	Over Limit (dB)	Detector	Table (Degree)	Height (cm)	Antenna	Verdict
1	1406.100	38.55	-17.17	74.0	35.45	Peak	359.00	200	Horizontal	Pass
1**	1406.100	28.80	-17.17	54.0	25.20	AV	359.00	200	Horizontal	Pass
2	2860.300	44.42	-10.22	74.0	29.58	Peak	168.00	100	Horizontal	Pass
2**	2860.300	36.31	-10.22	54.0	17.69	AV	168.00	100	Horizontal	Pass
3	4342.400	49.21	-4.70	74.0	24.79	Peak	39.00	150	Horizontal	Pass
3**	4342.400	40.58	-4.70	54.0	13.42	AV	39.00	150	Horizontal	Pass
4	5592.200	103.29	-3.07	--	--	Peak	142.00	300	Horizontal	N/A
4**	5592.200	96.05	-3.07	--	--	AV	142.00	300	Horizontal	N/A
5	7569.538	47.70	-2.44	74.0	26.30	Peak	238.00	100	Horizontal	Pass
5**	7569.538	39.30	-2.44	54.0	14.70	AV	238.00	100	Horizontal	Pass
6	12222.725	51.24	2.42	74.0	22.76	Peak	10.00	300	Horizontal	Pass
6**	12222.725	41.81	2.42	54.0	12.19	AV	10.00	300	Horizontal	Pass

11n40, U-NII-2C, 1 GHz to 18 GHz, Middle Channel, ANT V

No.	Frequency (MHz)	Results (dBuV/m)	Factor (dB)	Limit (dBuV/m)	Over Limit (dB)	Detector	Table (Degree)	Height (cm)	Antenna	Verdict
1	1332.500	38.56	-17.63	74.0	35.44	Peak	302.00	100	Vertical	Pass
1**	1332.500	28.78	-17.63	54.0	25.22	AV	302.00	100	Vertical	Pass
2	2758.300	44.64	-10.72	74.0	29.36	Peak	302.00	100	Vertical	Pass
2**	2758.300	34.76	-10.72	54.0	19.24	AV	302.00	100	Vertical	Pass
3	4299.600	49.30	-4.52	74.0	24.70	Peak	174.00	100	Vertical	Pass
3**	4299.600	39.88	-4.52	54.0	14.12	AV	174.00	100	Vertical	Pass
4	5588.000	101.50	-3.16	--	--	Peak	294.00	100	Vertical	N/A
4**	5588.000	93.79	-3.16	--	--	AV	294.00	100	Vertical	N/A
5	7541.362	48.90	-2.28	74.0	25.10	Peak	152.00	150	Vertical	Pass
5**	7541.362	38.04	-2.28	54.0	15.96	AV	152.00	150	Vertical	Pass
6	12348.363	51.15	1.60	74.0	22.85	Peak	360.00	200	Vertical	Pass
6**	12348.363	41.10	1.60	54.0	12.90	AV	360.00	200	Vertical	Pass

11n40, U-NII-2C, 1 GHz to 18 GHz, High Channel, ANT H

No.	Frequency (MHz)	Results (dBuV/m)	Factor (dB)	Limit (dBuV/m)	Over Limit (dB)	Detector	Table (Degree)	Height (cm)	Antenna	Verdict
1	1318.600	38.34	-17.47	74.0	35.66	Peak	45.00	300	Horizontal	Pass
1**	1318.600	28.89	-17.47	54.0	25.11	AV	45.00	300	Horizontal	Pass
2	2728.000	44.64	-10.37	74.0	29.36	Peak	106.00	300	Horizontal	Pass
2**	2728.000	35.23	-10.37	54.0	18.77	AV	106.00	300	Horizontal	Pass
3	4296.600	49.05	-4.53	74.0	24.95	Peak	272.00	150	Horizontal	Pass
3**	4296.600	40.09	-4.53	54.0	13.91	AV	272.00	150	Horizontal	Pass
4	5668.000	102.76	-3.52	--	--	Peak	135.00	200	Horizontal	N/A
4**	5668.000	95.26	-3.52	--	--	AV	135.00	200	Horizontal	N/A
5	7608.062	48.50	-3.08	74.0	25.50	Peak	194.00	150	Horizontal	Pass
5**	7608.062	38.78	-3.08	54.0	15.22	AV	194.00	150	Horizontal	Pass
6	12214.388	51.53	2.40	74.0	22.47	Peak	0.00	200	Horizontal	Pass
6**	12214.388	41.80	2.40	54.0	12.20	AV	0.00	200	Horizontal	Pass

11n40, U-NII-2C, 1 GHz to 18 GHz, High Channel, ANT V

No.	Frequency (MHz)	Results (dBuV/m)	Factor (dB)	Limit (dBuV/m)	Over Limit (dB)	Detector	Table (Degree)	Height (cm)	Antenna	Verdict
1	1418.500	39.53	-17.27	74.0	34.47	Peak	241.00	100	Vertical	Pass
1**	1418.500	29.59	-17.27	54.0	24.41	AV	241.00	100	Vertical	Pass
2	2746.200	45.28	-10.29	74.0	28.72	Peak	134.00	300	Vertical	Pass
2**	2746.200	35.13	-10.29	54.0	18.87	AV	134.00	300	Vertical	Pass
3	4301.400	49.09	-4.60	74.0	24.91	Peak	208.00	150	Vertical	Pass
3**	4301.400	40.51	-4.60	54.0	13.49	AV	208.00	150	Vertical	Pass
4	5666.600	101.15	-3.48	--	--	Peak	274.00	200	Vertical	N/A
4**	5666.600	93.02	-3.48	--	--	AV	274.00	200	Vertical	N/A
5	7575.575	48.50	-2.50	74.0	25.50	Peak	302.00	100	Vertical	Pass
5**	7575.575	39.39	-2.50	54.0	14.61	AV	302.00	100	Vertical	Pass
6	11692.862	51.34	1.61	74.0	22.66	Peak	140.00	400	Vertical	Pass
6**	11692.862	42.14	1.61	54.0	11.86	AV	140.00	400	Vertical	Pass

11ac20, U-NII-2C, 1 GHz to 18 GHz, Low Channel, ANT H

No.	Frequency (MHz)	Results (dBuV/m)	Factor (dB)	Limit (dBuV/m)	Over Limit (dB)	Detector	Table (Degree)	Height (cm)	Antenna	Verdict
1	1408.800	38.60	-17.01	74.0	35.40	Peak	110.00	100	Horizontal	Pass
1**	1408.800	29.47	-17.01	54.0	24.53	AV	110.00	100	Horizontal	Pass
2	2747.300	44.30	-10.23	74.0	29.70	Peak	251.00	400	Horizontal	Pass
2**	2747.300	35.81	-10.23	54.0	18.19	AV	251.00	400	Horizontal	Pass
3	4301.200	49.21	-4.59	74.0	24.79	Peak	65.00	200	Horizontal	Pass
3**	4301.200	39.54	-4.59	54.0	14.46	AV	65.00	200	Horizontal	Pass
4	5501.600	103.97	-2.67	--	--	Peak	152.00	300	Horizontal	N/A
4**	5501.600	96.21	-2.67	--	--	AV	152.00	300	Horizontal	N/A
5	7583.912	47.80	-2.68	74.0	26.20	Peak	354.00	100	Horizontal	Pass
5**	7583.912	38.63	-2.68	54.0	15.37	AV	354.00	100	Horizontal	Pass
6	12214.100	51.07	2.40	74.0	22.93	Peak	360.00	200	Horizontal	Pass
6**	12214.100	41.54	2.40	54.0	12.46	AV	360.00	200	Horizontal	Pass

11ac20, U-NII-2C, 1 GHz to 18 GHz, Low Channel, ANT V

No.	Frequency (MHz)	Results (dBuV/m)	Factor (dB)	Limit (dBuV/m)	Over Limit (dB)	Detector	Table (Degree)	Height (cm)	Antenna	Verdict
1	1383.700	38.25	-17.24	74.0	35.75	Peak	194.00	200	Vertical	Pass
1**	1383.700	29.28	-17.24	54.0	24.72	AV	194.00	200	Vertical	Pass
2	2836.800	44.78	-10.28	74.0	29.22	Peak	39.00	400	Vertical	Pass
2**	2836.800	35.14	-10.28	54.0	18.86	AV	39.00	400	Vertical	Pass
3	4305.800	49.35	-4.55	74.0	24.65	Peak	71.00	150	Vertical	Pass
3**	4305.800	39.90	-4.55	54.0	14.10	AV	71.00	150	Vertical	Pass
4	5498.400	101.31	-2.69	--	--	Peak	277.00	400	Vertical	N/A
4**	5498.400	94.34	-2.69	--	--	AV	277.00	400	Vertical	N/A
5	7581.900	47.78	-2.65	74.0	26.22	Peak	360.00	200	Vertical	Pass
5**	7581.900	39.27	-2.65	54.0	14.73	AV	360.00	200	Vertical	Pass
6	12199.437	50.93	2.42	74.0	23.07	Peak	354.00	100	Vertical	Pass
6**	12199.437	41.76	2.42	54.0	12.24	AV	354.00	100	Vertical	Pass

11ac20, U-NII-2C, 1 GHz to 18 GHz, Middle Channel, ANT H

No.	Frequency (MHz)	Results (dBuV/m)	Factor (dB)	Limit (dBuV/m)	Over Limit (dB)	Detector	Table (Degree)	Height (cm)	Antenna	Verdict
1	1330.400	38.75	-17.55	74.0	35.25	Peak	23.00	200	Horizontal	Pass
1**	1330.400	28.80	-17.55	54.0	25.20	AV	23.00	200	Horizontal	Pass
2	2821.700	45.03	-10.28	74.0	28.97	Peak	210.00	300	Horizontal	Pass
2**	2821.700	34.70	-10.28	54.0	19.30	AV	210.00	300	Horizontal	Pass
3	4222.000	49.25	-4.46	74.0	24.75	Peak	0.00	200	Horizontal	Pass
3**	4222.000	39.63	-4.46	54.0	14.37	AV	0.00	200	Horizontal	Pass
4	5578.200	103.59	-3.28	--	--	Peak	152.00	400	Horizontal	N/A
4**	5578.200	96.07	-3.28	--	--	AV	152.00	400	Horizontal	N/A
5	7579.888	48.15	-2.60	74.0	25.85	Peak	139.00	200	Horizontal	Pass
5**	7579.888	38.98	-2.60	54.0	15.02	AV	139.00	200	Horizontal	Pass
6	12185.349	51.00	2.57	74.0	23.00	Peak	31.00	100	Horizontal	Pass
6**	12185.349	42.12	2.57	54.0	11.88	AV	31.00	100	Horizontal	Pass

11ac20, U-NII-2C, 1 GHz to 18 GHz, Middle Channel, ANT V

No.	Frequency (MHz)	Results (dBuV/m)	Factor (dB)	Limit (dBuV/m)	Over Limit (dB)	Detector	Table (Degree)	Height (cm)	Antenna	Verdict
1	1422.900	38.45	-17.40	74.0	35.55	Peak	88.00	400	Vertical	Pass
1**	1422.900	29.27	-17.40	54.0	24.73	AV	88.00	400	Vertical	Pass
2	2746.700	45.95	-10.26	74.0	28.05	Peak	41.00	400	Vertical	Pass
2**	2746.700	35.31	-10.26	54.0	18.69	AV	41.00	400	Vertical	Pass
3	4318.000	49.37	-4.74	74.0	24.63	Peak	110.00	150	Vertical	Pass
3**	4318.000	39.91	-4.74	54.0	14.09	AV	110.00	150	Vertical	Pass
4	5578.800	101.81	-3.26	--	--	Peak	279.00	200	Vertical	N/A
4**	5578.800	94.51	-3.26	--	--	AV	279.00	200	Vertical	N/A
5	7364.263	48.00	-2.88	74.0	26.00	Peak	249.00	150	Vertical	Pass
5**	7364.263	39.17	-2.88	54.0	14.83	AV	249.00	150	Vertical	Pass
6	12173.563	51.26	2.61	74.0	22.74	Peak	1.00	200	Vertical	Pass
6**	12173.563	42.36	2.61	54.0	11.64	AV	1.00	200	Vertical	Pass

11ac20, U-NII-2C, 1 GHz to 18 GHz, High Channel, ANT H

No.	Frequency (MHz)	Results (dBuV/m)	Factor (dB)	Limit (dBuV/m)	Over Limit (dB)	Detector	Table (Degree)	Height (cm)	Antenna	Verdict
1	1383.800	38.29	-17.23	74.0	35.71	Peak	14.00	200	Horizontal	Pass
1**	1383.800	29.38	-17.23	54.0	24.62	AV	14.00	200	Horizontal	Pass
2	2819.400	44.32	-10.32	74.0	29.68	Peak	309.00	300	Horizontal	Pass
2**	2819.400	35.65	-10.32	54.0	18.35	AV	309.00	300	Horizontal	Pass
3	4273.800	49.42	-4.59	74.0	24.58	Peak	358.00	200	Horizontal	Pass
3**	4273.800	39.89	-4.59	54.0	14.11	AV	358.00	200	Horizontal	Pass
4	5698.800	102.49	-3.78	--	--	Peak	150.00	400	Horizontal	N/A
4**	5698.800	95.19	-3.78	--	--	AV	150.00	400	Horizontal	N/A
5	7551.425	48.51	-2.34	74.0	25.49	Peak	31.00	100	Horizontal	Pass
5**	7551.425	39.71	-2.34	54.0	14.29	AV	31.00	100	Horizontal	Pass
6	12180.175	51.94	2.62	74.0	22.06	Peak	183.00	200	Horizontal	Pass
6**	12180.175	41.79	2.62	54.0	12.21	AV	183.00	200	Horizontal	Pass

11ac20, U-NII-2C, 1 GHz to 18 GHz, High Channel, ANT V

No.	Frequency (MHz)	Results (dBuV/m)	Factor (dB)	Limit (dBuV/m)	Over Limit (dB)	Detector	Table (Degree)	Height (cm)	Antenna	Verdict
1	1350.700	38.43	-17.32	74.0	35.57	Peak	1.00	100	Vertical	Pass
1**	1350.700	28.97	-17.32	54.0	25.03	AV	1.00	100	Vertical	Pass
2	2811.700	44.36	-10.63	74.0	29.64	Peak	259.00	400	Vertical	Pass
2**	2811.700	34.30	-10.63	54.0	19.70	AV	259.00	400	Vertical	Pass
3	4297.400	49.13	-4.52	74.0	24.87	Peak	344.00	100	Vertical	Pass
3**	4297.400	40.02	-4.52	54.0	13.98	AV	344.00	100	Vertical	Pass
4	5702.600	101.88	-3.75	--	--	Peak	178.00	200	Vertical	N/A
4**	5702.600	94.00	-3.75	--	--	AV	178.00	200	Vertical	N/A
5	7510.025	48.36	-2.28	74.0	25.64	Peak	360.00	200	Vertical	Pass
5**	7510.025	39.27	-2.28	54.0	14.73	AV	360.00	200	Vertical	Pass
6	12228.475	51.27	2.43	74.0	22.73	Peak	75.00	100	Vertical	Pass
6**	12228.475	42.29	2.43	54.0	11.71	AV	75.00	100	Vertical	Pass

11ac40, U-NII-2C, 1 GHz to 18 GHz, Low Channel, ANT H

No.	Frequency (MHz)	Results (dBuV/m)	Factor (dB)	Limit (dBuV/m)	Over Limit (dB)	Detector	Table (Degree)	Height (cm)	Antenna	Verdict
1	1413.900	39.44	-17.25	74.0	34.56	Peak	344.00	300	Horizontal	Pass
1**	1413.900	28.80	-17.25	54.0	25.20	AV	344.00	300	Horizontal	Pass
2	2741.300	44.46	-10.36	74.0	29.54	Peak	150.00	100	Horizontal	Pass
2**	2741.300	35.46	-10.36	54.0	18.54	AV	150.00	100	Horizontal	Pass
3	4281.800	48.99	-4.56	74.0	25.01	Peak	259.00	150	Horizontal	Pass
3**	4281.800	40.32	-4.56	54.0	13.68	AV	259.00	150	Horizontal	Pass
4	5507.600	101.39	-2.85	--	--	Peak	149.00	200	Horizontal	N/A
4**	5507.600	95.08	-2.85	--	--	AV	149.00	200	Horizontal	N/A
5	7601.737	48.49	-3.14	74.0	25.51	Peak	132.00	150	Horizontal	Pass
5**	7601.737	38.09	-3.14	54.0	15.91	AV	132.00	150	Horizontal	Pass
6	11650.888	51.91	1.94	74.0	22.09	Peak	360.00	200	Horizontal	Pass
6**	11650.888	42.28	1.94	54.0	11.72	AV	360.00	200	Horizontal	Pass

11ac40, U-NII-2C, 1 GHz to 18 GHz, Low Channel, ANT V

No.	Frequency (MHz)	Results (dBuV/m)	Factor (dB)	Limit (dBuV/m)	Over Limit (dB)	Detector	Table (Degree)	Height (cm)	Antenna	Verdict
1	1389.700	38.72	-17.30	74.0	35.28	Peak	4.00	400	Vertical	Pass
1**	1389.700	29.19	-17.30	54.0	24.81	AV	4.00	400	Vertical	Pass
2	2862.700	44.38	-10.18	74.0	29.62	Peak	317.00	400	Vertical	Pass
2**	2862.700	35.63	-10.18	54.0	18.37	AV	317.00	400	Vertical	Pass
3	4298.600	49.06	-4.50	74.0	24.94	Peak	305.00	100	Vertical	Pass
3**	4298.600	40.22	-4.50	54.0	13.78	AV	305.00	100	Vertical	Pass
4	5508.600	99.49	-2.85	--	--	Peak	313.00	100	Vertical	N/A
4**	5508.600	91.86	-2.85	--	--	AV	313.00	100	Vertical	N/A
5	7524.687	47.88	-2.25	74.0	26.12	Peak	290.00	100	Vertical	Pass
5**	7524.687	38.51	-2.25	54.0	15.49	AV	290.00	100	Vertical	Pass
6	12264.988	51.27	2.34	74.0	22.73	Peak	302.00	200	Vertical	Pass
6**	12264.988	42.27	2.34	54.0	11.73	AV	302.00	200	Vertical	Pass

11ac40, U-NII-2C, 1 GHz to 18 GHz, Middle Channel, ANT H

No.	Frequency (MHz)	Results (dBuV/m)	Factor (dB)	Limit (dBuV/m)	Over Limit (dB)	Detector	Table (Degree)	Height (cm)	Antenna	Verdict
1	1324.700	38.51	-17.46	74.0	35.49	Peak	67.00	200	Horizontal	Pass
1**	1324.700	28.87	-17.46	54.0	25.13	AV	67.00	200	Horizontal	Pass
2	2723.400	44.29	-10.52	74.0	29.71	Peak	1.00	200	Horizontal	Pass
2**	2723.400	34.95	-10.52	54.0	19.05	AV	1.00	200	Horizontal	Pass
3	4309.800	48.97	-4.67	74.0	25.03	Peak	310.00	200	Horizontal	Pass
3**	4309.800	39.54	-4.67	54.0	14.46	AV	310.00	200	Horizontal	Pass
4	5593.400	102.00	-3.05	--	--	Peak	150.00	200	Horizontal	N/A
4**	5593.400	94.59	-3.05	--	--	AV	150.00	200	Horizontal	N/A
5	7508.588	48.56	-2.21	74.0	25.44	Peak	120.00	200	Horizontal	Pass
5**	7508.588	38.29	-2.21	54.0	15.71	AV	120.00	200	Horizontal	Pass
6	12223.588	51.23	2.43	74.0	22.77	Peak	34.00	300	Horizontal	Pass
6**	12223.588	42.37	2.43	54.0	11.63	AV	34.00	300	Horizontal	Pass

11ac40, U-NII-2C, 1 GHz to 18 GHz, Middle Channel, ANT V

No.	Frequency (MHz)	Results (dBuV/m)	Factor (dB)	Limit (dBuV/m)	Over Limit (dB)	Detector	Table (Degree)	Height (cm)	Antenna	Verdict
1	1347.800	38.55	-17.43	74.0	35.45	Peak	323.00	200	Vertical	Pass
1**	1347.800	28.88	-17.43	54.0	25.12	AV	323.00	200	Vertical	Pass
2	2730.700	44.52	-10.26	74.0	29.48	Peak	42.00	200	Vertical	Pass
2**	2730.700	35.29	-10.26	54.0	18.71	AV	42.00	200	Vertical	Pass
3	4296.800	49.47	-4.53	74.0	24.53	Peak	1.00	100	Vertical	Pass
3**	4296.800	39.86	-4.53	54.0	14.14	AV	1.00	100	Vertical	Pass
4	5588.400	100.47	-3.14	--	178.53	Peak	279.00	100	Vertical	N/A
4**	5588.400	93.05	-3.14	--	-93.05	AV	279.00	100	Vertical	N/A
5	7429.525	48.67	-2.31	74.0	25.33	Peak	15.00	200	Vertical	Pass
5**	7429.525	39.16	-2.31	54.0	14.84	AV	15.00	200	Vertical	Pass
6	12172.701	51.26	2.61	74.0	22.74	Peak	23.00	100	Vertical	Pass
6**	12172.701	42.98	2.61	54.0	11.02	AV	23.00	100	Vertical	Pass

11ac40, U-NII-2C, 1 GHz to 18 GHz, High Channel, ANT H

No.	Frequency (MHz)	Results (dBuV/m)	Factor (dB)	Limit (dBuV/m)	Over Limit (dB)	Detector	Table (Degree)	Height (cm)	Antenna	Verdict
1	1348.300	38.26	-17.40	74.0	35.74	Peak	1.00	300	Horizontal	Pass
1**	1348.300	29.07	-17.40	54.0	24.93	AV	1.00	300	Horizontal	Pass
2	2865.500	44.32	-10.32	74.0	29.68	Peak	360.00	400	Horizontal	Pass
2**	2865.500	35.53	-10.32	54.0	18.47	AV	360.00	400	Horizontal	Pass
3	4299.000	49.35	-4.50	74.0	24.65	Peak	55.00	150	Horizontal	Pass
3**	4299.000	39.74	-4.50	54.0	14.26	AV	55.00	150	Horizontal	Pass
4	5666.600	100.96	-3.48	--	--	Peak	142.00	200	Horizontal	N/A
4**	5666.600	92.77	-3.48	--	--	AV	142.00	200	Horizontal	N/A
5	7571.837	48.05	-2.58	74.0	25.95	Peak	55.00	200	Horizontal	Pass
5**	7571.837	39.05	-2.58	54.0	14.95	AV	55.00	200	Horizontal	Pass
6	12238.537	50.91	2.45	74.0	23.09	Peak	65.00	200	Horizontal	Pass
6**	12238.537	42.41	2.45	54.0	11.59	AV	65.00	200	Horizontal	Pass

11ac40, U-NII-2C, 1 GHz to 18 GHz, High Channel, ANT V

No.	Frequency (MHz)	Results (dBuV/m)	Factor (dB)	Limit (dBuV/m)	Over Limit (dB)	Detector	Table (Degree)	Height (cm)	Antenna	Verdict
1	1311.300	38.80	-17.19	74.0	35.20	Peak	13.00	200	Vertical	Pass
1**	1311.300	28.83	-17.19	54.0	25.17	AV	13.00	200	Vertical	Pass
2	2744.700	44.76	-10.31	74.0	29.24	Peak	248.00	400	Vertical	Pass
2**	2744.700	35.03	-10.31	54.0	18.97	AV	248.00	400	Vertical	Pass
3	4305.600	48.89	-4.55	74.0	25.11	Peak	88.00	200	Vertical	Pass
3**	4305.600	40.04	-4.55	54.0	13.96	AV	88.00	200	Vertical	Pass
4	5662.800	99.90	-3.44	--	--	Peak	174.00	200	Vertical	N/A
4**	5662.800	91.45	-3.44	--	--	AV	174.00	200	Vertical	N/A
5	7556.025	48.20	-2.34	74.0	25.80	Peak	302.00	100	Vertical	Pass
5**	7556.025	38.45	-2.34	54.0	15.55	AV	302.00	100	Vertical	Pass
6	11554.288	51.74	1.76	74.0	22.26	Peak	2.00	400	Vertical	Pass
6**	11554.288	41.05	1.76	54.0	12.95	AV	2.00	400	Vertical	Pass

11ac80, U-NII-2C, 1 GHz to 18 GHz, Low Channel, ANT H

No.	Frequency (MHz)	Results (dBuV/m)	Factor (dB)	Limit (dBuV/m)	Over Limit (dB)	Detector	Table (Degree)	Height (cm)	Antenna	Verdict
1	1313.800	38.40	-17.33	74.0	35.60	Peak	24.00	300	Horizontal	Pass
1**	1313.800	29.16	-17.33	54.0	24.84	AV	24.00	300	Horizontal	Pass
2	2808.100	44.38	-10.63	74.0	29.62	Peak	186.00	100	Horizontal	Pass
2**	2808.100	34.24	-10.63	54.0	19.76	AV	186.00	100	Horizontal	Pass
3	4231.800	48.80	-4.71	74.0	25.20	Peak	248.00	100	Horizontal	Pass
3**	4231.800	39.22	-4.71	54.0	14.78	AV	248.00	100	Horizontal	Pass
4	5533.800	98.82	-2.77	--	--	Peak	152.00	100	Horizontal	N/A
4**	5533.800	91.21	-2.77	--	--	AV	152.00	100	Horizontal	N/A
5	7580.750	48.39	-2.62	74.0	25.61	Peak	140.00	150	Horizontal	Pass
5**	7580.750	39.69	-2.62	54.0	14.31	AV	140.00	150	Horizontal	Pass
6	12200.875	50.83	2.41	74.0	23.17	Peak	182.00	200	Horizontal	Pass
6**	12200.875	42.19	2.41	54.0	11.81	AV	182.00	200	Horizontal	Pass

11ac80, U-NII-2C, 1 GHz to 18 GHz, Low Channel, ANT V

No.	Frequency (MHz)	Results (dBuV/m)	Factor (dB)	Limit (dBuV/m)	Over Limit (dB)	Detector	Table (Degree)	Height (cm)	Antenna	Verdict
1	1410.400	38.52	-17.17	74.0	35.48	Peak	101.00	100	Vertical	Pass
1**	1410.400	29.03	-17.17	54.0	24.97	AV	101.00	100	Vertical	Pass
2	2747.800	45.28	-10.21	74.0	28.72	Peak	47.00	400	Vertical	Pass
2**	2747.800	35.61	-10.21	54.0	18.39	AV	47.00	400	Vertical	Pass
3	4301.400	48.99	-4.60	74.0	25.01	Peak	358.00	150	Vertical	Pass
3**	4301.400	40.12	-4.60	54.0	13.88	AV	358.00	150	Vertical	Pass
4	5533.200	96.19	-2.77	--	--	Peak	313.00	100	Vertical	N/A
4**	5533.200	88.66	-2.77	--	--	AV	313.00	100	Vertical	N/A
5	7425.787	47.84	-2.28	74.0	26.16	Peak	34.00	100	Vertical	Pass
5**	7425.787	38.99	-2.28	54.0	15.01	AV	34.00	100	Vertical	Pass
6	12154.299	51.23	2.15	74.0	22.77	Peak	280.00	400	Vertical	Pass
6**	12154.299	41.07	2.15	54.0	12.93	AV	280.00	400	Vertical	Pass

11ac80, U-NII-2C, 1 GHz to 18 GHz, High Channel, ANT H

No.	Frequency (MHz)	Results (dBuV/m)	Factor (dB)	Limit (dBuV/m)	Over Limit (dB)	Detector	Table (Degree)	Height (cm)	Antenna	Verdict
1	1333.900	38.76	-17.63	74.0	35.24	Peak	271.00	200	Horizontal	Pass
1**	1333.900	29.19	-17.63	54.0	24.81	AV	271.00	200	Horizontal	Pass
2	2858.300	44.30	-10.23	74.0	29.70	Peak	243.00	200	Horizontal	Pass
2**	2858.300	35.09	-10.23	54.0	18.91	AV	243.00	200	Horizontal	Pass
3	4298.200	48.78	-4.51	74.0	25.22	Peak	200.00	150	Horizontal	Pass
3**	4298.200	41.43	-4.51	54.0	12.57	AV	200.00	150	Horizontal	Pass
4	5605.800	99.38	-2.89	--	--	Peak	145.00	100	Horizontal	N/A
4**	5605.800	91.58	-2.89	--	--	AV	145.00	100	Horizontal	N/A
5	7429.525	48.41	-2.31	74.0	25.59	Peak	10.00	200	Horizontal	Pass
5**	7429.525	38.78	-2.31	54.0	15.22	AV	10.00	200	Horizontal	Pass
6	12227.037	51.40	2.42	74.0	22.60	Peak	334.00	300	Horizontal	Pass
6**	12227.037	41.82	2.42	54.0	12.18	AV	334.00	300	Horizontal	Pass

11ac80, U-NII-2C, 1 GHz to 18 GHz, High Channel, ANT V

No.	Frequency (MHz)	Results (dBuV/m)	Factor (dB)	Limit (dBuV/m)	Over Limit (dB)	Detector	Table (Degree)	Height (cm)	Antenna	Verdict
1	1421.200	38.49	-17.32	74.0	35.51	Peak	91.00	200	Vertical	Pass
1**	1421.200	29.47	-17.32	54.0	24.53	AV	91.00	200	Vertical	Pass
2	2805.400	45.24	-10.57	74.0	28.76	Peak	197.00	200	Vertical	Pass
2**	2805.400	34.80	-10.57	54.0	19.20	AV	197.00	200	Vertical	Pass
3	4295.200	48.94	-4.48	74.0	25.06	Peak	82.00	200	Vertical	Pass
3**	4295.200	39.87	-4.48	54.0	14.13	AV	82.00	200	Vertical	Pass
4	5605.200	97.08	-2.90	--	--	Peak	280.00	100	Vertical	N/A
4**	5605.200	89.48	-2.90	--	--	AV	280.00	100	Vertical	N/A
5	7647.737	48.71	-2.69	74.0	25.29	Peak	26.00	200	Vertical	Pass
5**	7647.737	37.93	-2.69	54.0	16.07	AV	26.00	200	Vertical	Pass
6	11691.713	51.15	1.65	74.0	22.85	Peak	344.00	300	Vertical	Pass
6**	11691.713	41.56	1.65	54.0	12.44	AV	344.00	300	Vertical	Pass

11a, U-NII-3, 1 GHz to 18 GHz, Low Channel, ANT H

No.	Frequency (MHz)	Results (dBuV/m)	Factor (dB)	Limit (dBuV/m)	Over Limit (dB)	Detector	Table (Degree)	Height (cm)	Antenna	Verdict
1	1372.700	38.58	-17.39	74.0	35.42	Peak	112.00	400	Horizontal	Pass
1**	1372.700	29.20	-17.39	54.0	24.80	AV	112.00	400	Horizontal	Pass
2	2752.200	44.19	-10.41	74.0	29.81	Peak	330.00	100	Horizontal	Pass
2**	2752.200	34.89	-10.41	54.0	19.11	AV	330.00	100	Horizontal	Pass
3	4271.400	49.65	-4.59	74.0	24.35	Peak	8.00	100	Horizontal	Pass
3**	4271.400	39.93	-4.59	54.0	14.07	AV	8.00	100	Horizontal	Pass
4	5747.800	106.47	-3.29	--	--	Peak	168.00	300	Horizontal	N/A
4**	5747.800	98.65	-3.29	--	--	AV	168.00	300	Horizontal	N/A
5	7525.837	48.08	-2.32	74.0	25.92	Peak	333.00	200	Horizontal	Pass
5**	7525.837	38.02	-2.32	54.0	15.98	AV	333.00	200	Horizontal	Pass
6	12295.175	51.24	2.30	74.0	22.76	Peak	333.00	100	Horizontal	Pass
6**	12295.175	42.32	2.30	54.0	11.68	AV	333.00	100	Horizontal	Pass

11a, U-NII-3, 1 GHz to 18 GHz, Low Channel, ANT V

No.	Frequency (MHz)	Results (dBuV/m)	Factor (dB)	Limit (dBuV/m)	Over Limit (dB)	Detector	Table (Degree)	Height (cm)	Antenna	Verdict
1	1409.500	38.63	-17.06	74.0	35.37	Peak	210.00	200	Vertical	Pass
1**	1409.500	29.22	-17.06	54.0	24.78	AV	210.00	200	Vertical	Pass
2	2850.000	44.46	-10.58	74.0	29.54	Peak	359.00	200	Vertical	Pass
2**	2850.000	35.57	-10.58	54.0	18.43	AV	359.00	200	Vertical	Pass
3	4336.200	49.12	-4.71	74.0	24.88	Peak	243.00	150	Vertical	Pass
3**	4336.200	38.87	-4.71	54.0	15.13	AV	243.00	150	Vertical	Pass
4	5744.800	106.84	-3.45	--	--	Peak	282.00	400	Vertical	N/A
4**	5744.800	99.84	-3.45	--	--	AV	282.00	400	Vertical	N/A
5	7431.825	48.48	-2.38	74.0	25.52	Peak	57.00	150	Vertical	Pass
5**	7431.825	39.94	-2.38	54.0	14.06	AV	57.00	150	Vertical	Pass
6	12218.700	52.42	2.41	74.0	21.58	Peak	196.00	100	Vertical	Pass
6**	12218.700	42.07	2.41	54.0	11.93	AV	196.00	100	Vertical	Pass

11a, U-NII-3, 1 GHz to 18 GHz, Middle Channel, ANT H

No.	Frequency (MHz)	Results (dBuV/m)	Factor (dB)	Limit (dBuV/m)	Over Limit (dB)	Detector	Table (Degree)	Height (cm)	Antenna	Verdict
1	1347.100	38.82	-17.46	74.0	35.18	Peak	336.00	100	Horizontal	Pass
1**	1347.100	29.41	-17.46	54.0	24.59	AV	336.00	100	Horizontal	Pass
2	2833.200	44.14	-10.37	74.0	29.86	Peak	264.00	300	Horizontal	Pass
2**	2833.200	35.18	-10.37	54.0	18.82	AV	264.00	300	Horizontal	Pass
3	4273.000	48.52	-4.59	74.0	25.48	Peak	67.00	200	Horizontal	Pass
3**	4273.000	40.18	-4.59	54.0	13.82	AV	67.00	200	Horizontal	Pass
4	5787.000	106.43	-2.76	--	--	Peak	155.00	200	Horizontal	N/A
4**	5787.000	99.30	-2.76	--	--	AV	155.00	200	Horizontal	N/A
5	7416.013	48.15	-2.19	74.0	25.85	Peak	154.00	100	Horizontal	Pass
5**	7416.013	39.39	-2.19	54.0	14.61	AV	154.00	100	Horizontal	Pass
6	12214.963	51.36	2.41	74.0	22.64	Peak	241.00	100	Horizontal	Pass
6**	12214.963	42.08	2.41	54.0	11.92	AV	241.00	100	Horizontal	Pass

11a, U-NII-3, 1 GHz to 18 GHz, Middle Channel, ANT V

No.	Frequency (MHz)	Results (dBuV/m)	Factor (dB)	Limit (dBuV/m)	Over Limit (dB)	Detector	Table (Degree)	Height (cm)	Antenna	Verdict
1	1412.800	38.44	-17.22	74.0	35.56	Peak	110.00	400	Vertical	Pass
1**	1412.800	29.58	-17.22	54.0	24.42	AV	110.00	400	Vertical	Pass
2	2833.600	44.53	-10.37	74.0	29.47	Peak	236.00	100	Vertical	Pass
2**	2833.600	35.08	-10.37	54.0	18.92	AV	236.00	100	Vertical	Pass
3	4274.600	49.52	-4.57	74.0	24.48	Peak	360.00	150	Vertical	Pass
3**	4274.600	41.44	-4.57	54.0	12.56	AV	360.00	150	Vertical	Pass
4	5784.000	107.52	-2.83	--	--	Peak	299.00	400	Vertical	N/A
4**	5784.000	100.36	-2.83	--	--	AV	299.00	400	Vertical	N/A
5	7565.513	48.08	-2.50	74.0	25.92	Peak	303.00	150	Vertical	Pass
5**	7565.513	39.40	-2.50	54.0	14.60	AV	303.00	150	Vertical	Pass
6	11688.263	51.52	1.73	74.0	22.48	Peak	68.00	100	Vertical	Pass
6**	11688.263	41.85	1.73	54.0	12.15	AV	68.00	100	Vertical	Pass

11a, U-NII-3, 1 GHz to 18 GHz, High Channel, ANT H

No.	Frequency (MHz)	Results (dBuV/m)	Factor (dB)	Limit (dBuV/m)	Over Limit (dB)	Detector	Table (Degree)	Height (cm)	Antenna	Verdict
1	1357.300	39.61	-17.30	74.0	34.39	Peak	213.00	300	Horizontal	Pass
1**	1357.300	29.44	-17.30	54.0	24.56	AV	213.00	300	Horizontal	Pass
2	2744.300	45.17	-10.31	74.0	28.83	Peak	0.00	400	Horizontal	Pass
2**	2744.300	35.14	-10.31	54.0	18.86	AV	0.00	400	Horizontal	Pass
3	4270.800	49.09	-4.60	74.0	24.91	Peak	106.00	100	Horizontal	Pass
3**	4270.800	39.81	-4.60	54.0	14.19	AV	106.00	100	Horizontal	Pass
4	5823.400	106.86	-2.69	--	--	Peak	162.00	100	Horizontal	N/A
4**	5823.400	99.10	-2.69	--	--	AV	162.00	100	Horizontal	N/A
5	7491.050	47.99	-2.40	74.0	26.01	Peak	355.00	150	Horizontal	Pass
5**	7491.050	38.09	-2.40	54.0	15.91	AV	355.00	150	Horizontal	Pass
6	12305.237	52.07	2.24	74.0	21.93	Peak	71.00	300	Horizontal	Pass
6**	12305.237	41.54	2.24	54.0	12.46	AV	71.00	300	Horizontal	Pass

11a, U-NII-3, 1 GHz to 18 GHz, High Channel, ANT V

No.	Frequency (MHz)	Results (dBuV/m)	Factor (dB)	Limit (dBuV/m)	Over Limit (dB)	Detector	Table (Degree)	Height (cm)	Antenna	Verdict
1	1419.000	38.58	-17.28	74.0	35.42	Peak	0.00	200	Vertical	Pass
1**	1419.000	29.35	-17.28	54.0	24.65	AV	0.00	200	Vertical	Pass
2	2865.800	44.60	-10.32	74.0	29.40	Peak	354.00	400	Vertical	Pass
2**	2865.800	36.05	-10.32	54.0	17.95	AV	354.00	400	Vertical	Pass
3	4309.800	48.90	-4.67	74.0	25.10	Peak	109.00	200	Vertical	Pass
3**	4309.800	39.88	-4.67	54.0	14.12	AV	109.00	200	Vertical	Pass
4	5826.200	107.24	-2.66	--	--	Peak	306.00	200	Vertical	N/A
4**	5826.200	99.87	-2.66	--	--	AV	306.00	200	Vertical	N/A
5	7587.075	48.12	-2.77	74.0	25.88	Peak	359.00	150	Vertical	Pass
5**	7587.075	38.62	-2.77	54.0	15.38	AV	359.00	150	Vertical	Pass
6	12179.888	51.66	2.62	74.0	22.34	Peak	359.00	400	Vertical	Pass
6**	12179.888	42.42	2.62	54.0	11.58	AV	359.00	400	Vertical	Pass

11n20, U-NII-3, 1 GHz to 18 GHz, Low Channel, ANT H

No.	Frequency (MHz)	Results (dBuV/m)	Factor (dB)	Limit (dBuV/m)	Over Limit (dB)	Detector	Table (Degree)	Height (cm)	Antenna	Verdict
1	1350.200	38.18	-17.32	74.0	35.82	Peak	143.00	100	Horizontal	Pass
1**	1350.200	28.98	-17.32	54.0	25.02	AV	143.00	100	Horizontal	Pass
2	2826.300	44.79	-10.28	74.0	29.21	Peak	17.00	100	Horizontal	Pass
2**	2826.300	35.18	-10.28	54.0	18.82	AV	17.00	100	Horizontal	Pass
3	4268.800	48.93	-4.64	74.0	25.07	Peak	208.00	100	Horizontal	Pass
3**	4268.800	39.98	-4.64	54.0	14.02	AV	208.00	100	Horizontal	Pass
4	5746.400	104.57	-3.33	--	--	Peak	160.00	100	Horizontal	N/A
4**	5746.400	96.94	-3.33	--	--	AV	160.00	100	Horizontal	N/A
5	7426.937	47.88	-2.26	74.0	26.12	Peak	122.00	150	Horizontal	Pass
5**	7426.937	39.81	-2.26	54.0	14.19	AV	122.00	150	Horizontal	Pass
6	11635.363	52.03	2.10	74.0	21.97	Peak	91.00	200	Horizontal	Pass
6**	11635.363	42.38	2.10	54.0	11.62	AV	91.00	200	Horizontal	Pass

11n20, U-NII-3, 1 GHz to 18 GHz, Low Channel, ANT V

No.	Frequency (MHz)	Results (dBuV/m)	Factor (dB)	Limit (dBuV/m)	Over Limit (dB)	Detector	Table (Degree)	Height (cm)	Antenna	Verdict
1	1382.500	38.37	-17.27	74.0	35.63	Peak	0.00	400	Vertical	Pass
1**	1382.500	29.52	-17.27	54.0	24.48	AV	0.00	400	Vertical	Pass
2	2855.700	44.54	-10.27	74.0	29.46	Peak	353.00	400	Vertical	Pass
2**	2855.700	34.81	-10.27	54.0	19.19	AV	353.00	400	Vertical	Pass
3	4312.200	48.61	-4.66	74.0	25.39	Peak	299.00	150	Vertical	Pass
3**	4312.200	40.16	-4.66	54.0	13.84	AV	299.00	150	Vertical	Pass
4	5746.600	105.33	-3.33	--	--	Peak	276.00	200	Vertical	N/A
4**	5746.600	97.39	-3.33	--	--	AV	276.00	200	Vertical	N/A
5	7409.975	48.01	-2.37	74.0	25.99	Peak	16.00	100	Vertical	Pass
5**	7409.975	38.56	-2.37	54.0	15.44	AV	16.00	100	Vertical	Pass
6	12232.500	51.65	2.43	74.0	22.35	Peak	303.00	400	Vertical	Pass
6**	12232.500	42.37	2.43	54.0	11.63	AV	303.00	400	Vertical	Pass

11n20, U-NII-3, 1 GHz to 18 GHz, Middle Channel, ANT H

No.	Frequency (MHz)	Results (dBuV/m)	Factor (dB)	Limit (dBuV/m)	Over Limit (dB)	Detector	Table (Degree)	Height (cm)	Antenna	Verdict
1	1373.200	38.06	-17.41	74.0	35.94	Peak	350.00	150	Horizontal	Pass
1**	1373.200	29.03	-17.41	54.0	24.97	AV	350.00	150	Horizontal	Pass
2	2748.200	44.73	-10.23	74.0	29.27	Peak	350.00	400	Horizontal	Pass
2**	2748.200	35.98	-10.23	54.0	18.02	AV	350.00	400	Horizontal	Pass
3	4181.000	48.80	-4.76	74.0	25.20	Peak	351.00	100	Horizontal	Pass
3**	4181.000	39.33	-4.76	54.0	14.67	AV	351.00	100	Horizontal	Pass
4	5783.400	104.80	-2.83	--	--	Peak	168.00	400	Horizontal	N/A
4**	5783.400	97.29	-2.83	--	--	AV	168.00	400	Horizontal	N/A
5	7578.450	47.95	-2.57	74.0	26.05	Peak	15.00	200	Horizontal	Pass
5**	7578.450	39.59	-2.57	54.0	14.41	AV	15.00	200	Horizontal	Pass
6	11678.200	51.58	1.90	74.0	22.42	Peak	1.00	300	Horizontal	Pass
6**	11678.200	42.13	1.90	54.0	11.87	AV	1.00	300	Horizontal	Pass

11n20, U-NII-3, 1 GHz to 18 GHz, Middle Channel, ANT V

No.	Frequency (MHz)	Results (dBuV/m)	Factor (dB)	Limit (dBuV/m)	Over Limit (dB)	Detector	Table (Degree)	Height (cm)	Antenna	Verdict
1	1352.200	38.69	-17.34	74.0	35.31	Peak	325.00	400	Vertical	Pass
1**	1352.200	29.07	-17.34	54.0	24.93	AV	325.00	400	Vertical	Pass
2	2812.600	44.33	-10.58	74.0	29.67	Peak	132.00	200	Vertical	Pass
2**	2812.600	34.93	-10.58	54.0	19.07	AV	132.00	200	Vertical	Pass
3	4264.400	49.42	-4.51	74.0	24.58	Peak	182.00	150	Vertical	Pass
3**	4264.400	39.26	-4.51	54.0	14.74	AV	182.00	150	Vertical	Pass
4	5786.200	105.38	-2.81	--	--	Peak	292.00	100	Vertical	N/A
4**	5786.200	97.96	-2.81	--	--	AV	292.00	100	Vertical	N/A
5	7604.612	48.13	-3.11	74.0	25.87	Peak	120.00	150	Vertical	Pass
5**	7604.612	38.60	-3.11	54.0	15.40	AV	120.00	150	Vertical	Pass
6	12281.088	51.92	2.23	74.0	22.08	Peak	120.00	300	Vertical	Pass
6**	12281.088	41.57	2.23	54.0	12.43	AV	120.00	300	Vertical	Pass

11n20, U-NII-3, 1 GHz to 18 GHz, High Channel, ANT H

No.	Frequency (MHz)	Results (dBuV/m)	Factor (dB)	Limit (dBuV/m)	Over Limit (dB)	Detector	Table (Degree)	Height (cm)	Antenna	Verdict
1	1409.600	38.37	-17.08	74.0	35.63	Peak	304.00	300	Horizontal	Pass
1**	1409.600	29.05	-17.08	54.0	24.95	AV	304.00	300	Horizontal	Pass
2	2827.700	44.35	-10.28	74.0	29.65	Peak	208.00	200	Horizontal	Pass
2**	2827.700	35.01	-10.28	54.0	18.99	AV	208.00	200	Horizontal	Pass
3	4270.600	48.91	-4.61	74.0	25.09	Peak	184.00	150	Horizontal	Pass
3**	4270.600	40.11	-4.61	54.0	13.89	AV	184.00	150	Horizontal	Pass
4	5823.600	104.04	-2.68	--	--	Peak	152.00	400	Horizontal	N/A
4**	5823.600	96.46	-2.68	--	--	AV	152.00	400	Horizontal	N/A
5	7364.837	47.87	-2.90	74.0	26.13	Peak	43.00	200	Horizontal	Pass
5**	7364.837	38.30	-2.90	54.0	15.70	AV	43.00	200	Horizontal	Pass
6	12226.463	51.00	2.42	74.0	23.00	Peak	97.00	400	Horizontal	Pass
6**	12226.463	42.08	2.42	54.0	11.92	AV	97.00	400	Horizontal	Pass

11n20, U-NII-3, 1 GHz to 18 GHz, High Channel, ANT V

No.	Frequency (MHz)	Results (dBuV/m)	Factor (dB)	Limit (dBuV/m)	Over Limit (dB)	Detector	Table (Degree)	Height (cm)	Antenna	Verdict
1	1364.600	38.16	-17.33	74.0	35.84	Peak	44.00	300	Vertical	Pass
1**	1364.600	28.82	-17.33	54.0	25.18	AV	44.00	300	Vertical	Pass
2	2762.600	45.31	-10.87	74.0	28.69	Peak	290.00	100	Vertical	Pass
2**	2762.600	34.93	-10.87	54.0	19.07	AV	290.00	100	Vertical	Pass
3	4307.400	49.47	-4.54	74.0	24.53	Peak	237.00	200	Vertical	Pass
3**	4307.400	39.90	-4.54	54.0	14.10	AV	237.00	200	Vertical	Pass
4	5826.000	105.01	-2.66	--	--	Peak	308.00	200	Vertical	N/A
4**	5826.000	97.72	-2.66	--	--	AV	308.00	200	Vertical	N/A
5	7577.300	49.21	-2.54	74.0	24.79	Peak	184.00	200	Vertical	Pass
5**	7577.300	38.86	-2.54	54.0	15.14	AV	184.00	200	Vertical	Pass
6	12154.875	50.98	2.17	74.0	23.02	Peak	88.00	100	Vertical	Pass
6**	12154.875	41.98	2.17	54.0	12.02	AV	88.00	100	Vertical	Pass

11n40, U-NII-3, 1 GHz to 18 GHz, Low Channel, ANT H

No.	Frequency (MHz)	Results (dBuV/m)	Factor (dB)	Limit (dBuV/m)	Over Limit (dB)	Detector	Table (Degree)	Height (cm)	Antenna	Verdict
1	1317.200	38.68	-17.37	74.0	35.32	Peak	190.00	200	Horizontal	Pass
1**	1317.200	28.88	-17.37	54.0	25.12	AV	190.00	200	Horizontal	Pass
2	2730.300	44.89	-10.29	74.0	29.11	Peak	68.00	100	Horizontal	Pass
2**	2730.300	35.17	-10.29	54.0	18.83	AV	68.00	100	Horizontal	Pass
3	4123.200	48.96	-5.34	74.0	25.04	Peak	57.00	100	Horizontal	Pass
3**	4123.200	38.92	-5.34	54.0	15.08	AV	57.00	100	Horizontal	Pass
4	5757.400	102.28	-3.14	--	--	Peak	153.00	100	Horizontal	N/A
4**	5757.400	94.53	-3.14	--	--	AV	153.00	100	Horizontal	N/A
5	7561.775	47.69	-2.43	74.0	26.31	Peak	48.00	200	Horizontal	Pass
5**	7561.775	39.43	-2.43	54.0	14.57	AV	48.00	200	Horizontal	Pass
6	12231.349	51.54	2.42	74.0	22.46	Peak	298.00	400	Horizontal	Pass
6**	12231.349	42.18	2.42	54.0	11.82	AV	298.00	400	Horizontal	Pass

11n40, U-NII-3, 1 GHz to 18 GHz, Low Channel, ANT V

No.	Frequency (MHz)	Results (dBuV/m)	Factor (dB)	Limit (dBuV/m)	Over Limit (dB)	Detector	Table (Degree)	Height (cm)	Antenna	Verdict
1	1386.200	38.24	-17.16	74.0	35.76	Peak	223.00	150	Vertical	Pass
1**	1386.200	29.20	-17.16	54.0	24.80	AV	223.00	150	Vertical	Pass
2	2857.500	44.87	-10.24	74.0	29.13	Peak	63.00	300	Vertical	Pass
2**	2857.500	35.55	-10.24	54.0	18.45	AV	63.00	300	Vertical	Pass
3	4298.200	48.87	-4.51	74.0	25.13	Peak	143.00	100	Vertical	Pass
3**	4298.200	40.39	-4.51	54.0	13.61	AV	143.00	100	Vertical	Pass
4	5760.000	102.62	-3.07	--	--	Peak	315.00	200	Vertical	N/A
4**	5760.000	94.65	-3.07	--	--	AV	315.00	200	Vertical	N/A
5	7570.975	48.41	-2.55	74.0	25.59	Peak	308.00	200	Vertical	Pass
5**	7570.975	39.63	-2.55	54.0	14.37	AV	308.00	200	Vertical	Pass
6	12157.750	51.61	2.23	74.0	22.39	Peak	5.00	200	Vertical	Pass
6**	12157.750	41.79	2.23	54.0	12.21	AV	5.00	200	Vertical	Pass

11n40, U-NII-3, 1 GHz to 18 GHz, High Channel, ANT H

No.	Frequency (MHz)	Results (dBuV/m)	Factor (dB)	Limit (dBuV/m)	Over Limit (dB)	Detector	Table (Degree)	Height (cm)	Antenna	Verdict
1	1417.000	38.90	-17.27	74.0	35.10	Peak	114.00	400	Horizontal	Pass
1**	1417.000	28.49	-17.27	54.0	25.51	AV	114.00	400	Horizontal	Pass
2	2770.200	45.44	-11.08	74.0	28.56	Peak	0.00	200	Horizontal	Pass
2**	2770.200	34.69	-11.08	54.0	19.31	AV	0.00	200	Horizontal	Pass
3	4314.600	48.94	-4.75	74.0	25.06	Peak	360.00	200	Horizontal	Pass
3**	4314.600	39.96	-4.75	54.0	14.04	AV	360.00	200	Horizontal	Pass
4	5790.400	101.56	-2.77	--	--	Peak	163.00	100	Horizontal	N/A
4**	5790.400	93.88	-2.77	--	--	AV	163.00	100	Horizontal	N/A
5	7427.225	47.60	-2.27	74.0	26.40	Peak	333.00	100	Horizontal	Pass
5**	7427.225	38.75	-2.27	54.0	15.25	AV	333.00	100	Horizontal	Pass
6	12248.887	51.39	2.54	74.0	22.61	Peak	57.00	100	Horizontal	Pass
6**	12248.887	41.68	2.54	54.0	12.32	AV	57.00	100	Horizontal	Pass

11n40, U-NII-3, 1 GHz to 18 GHz, High Channel, ANT V

No.	Frequency (MHz)	Results (dBuV/m)	Factor (dB)	Limit (dBuV/m)	Over Limit (dB)	Detector	Table (Degree)	Height (cm)	Antenna	Verdict
1	1337.900	38.20	-17.49	74.0	35.80	Peak	275.00	400	Vertical	Pass
1**	1337.900	28.49	-17.49	54.0	25.51	AV	275.00	400	Vertical	Pass
2	2875.800	44.54	-10.38	74.0	29.46	Peak	236.00	300	Vertical	Pass
2**	2875.800	35.13	-10.38	54.0	18.87	AV	236.00	300	Vertical	Pass
3	4308.400	48.90	-4.60	74.0	25.10	Peak	31.00	150	Vertical	Pass
3**	4308.400	39.59	-4.60	54.0	14.41	AV	31.00	150	Vertical	Pass
4	5793.000	102.62	-2.72	--	--	Peak	274.00	200	Vertical	N/A
4**	5793.000	95.27	-2.72	--	--	AV	274.00	200	Vertical	N/A
5	7580.175	47.72	-2.61	74.0	26.28	Peak	37.00	200	Vertical	Pass
5**	7580.175	38.68	-2.61	54.0	15.32	AV	37.00	200	Vertical	Pass
6	12172.987	51.39	2.63	74.0	22.61	Peak	226.00	100	Vertical	Pass
6**	12172.987	42.14	2.63	54.0	11.86	AV	226.00	100	Vertical	Pass

11ac20, U-NII-3, 1 GHz to 18 GHz, Low Channel, ANT H

No.	Frequency (MHz)	Results (dBuV/m)	Factor (dB)	Limit (dBuV/m)	Over Limit (dB)	Detector	Table (Degree)	Height (cm)	Antenna	Verdict
1	1384.100	38.20	-17.21	74.0	35.80	Peak	359.00	100	Horizontal	Pass
1**	1384.100	29.14	-17.21	54.0	24.86	AV	359.00	100	Horizontal	Pass
2	2843.900	44.49	-10.60	74.0	29.51	Peak	140.00	300	Horizontal	Pass
2**	2843.900	35.03	-10.60	54.0	18.97	AV	140.00	300	Horizontal	Pass
3	4255.800	48.80	-4.50	74.0	25.20	Peak	352.00	150	Horizontal	Pass
3**	4255.800	39.36	-4.50	54.0	14.64	AV	352.00	150	Horizontal	Pass
4	5747.000	103.12	-3.31	--	--	Peak	164.00	100	Horizontal	N/A
4**	5747.000	95.47	-3.31	--	--	AV	164.00	100	Horizontal	N/A
5	7504.275	47.61	-2.17	74.0	26.39	Peak	171.00	200	Horizontal	Pass
5**	7504.275	38.69	-2.17	54.0	15.31	AV	171.00	200	Horizontal	Pass
6	12246.300	50.99	2.52	74.0	23.01	Peak	21.00	400	Horizontal	Pass
6**	12246.300	42.21	2.52	54.0	11.79	AV	21.00	400	Horizontal	Pass

11ac20, U-NII-3, 1 GHz to 18 GHz, Low Channel, ANT V

No.	Frequency (MHz)	Results (dBuV/m)	Factor (dB)	Limit (dBuV/m)	Over Limit (dB)	Detector	Table (Degree)	Height (cm)	Antenna	Verdict
1	1369.100	37.91	-17.37	74.0	36.09	Peak	271.00	400	Vertical	Pass
1**	1369.100	28.65	-17.37	54.0	25.35	AV	271.00	400	Vertical	Pass
2	2724.300	45.02	-10.50	74.0	28.98	Peak	164.00	100	Vertical	Pass
2**	2724.300	34.99	-10.50	54.0	19.01	AV	164.00	100	Vertical	Pass
3	4266.800	49.33	-4.61	74.0	24.67	Peak	127.00	100	Vertical	Pass
3**	4266.800	39.86	-4.61	54.0	14.14	AV	127.00	100	Vertical	Pass
4	5747.200	103.95	-3.31	--	--	Peak	298.00	400	Vertical	N/A
4**	5747.200	96.55	-3.31	--	--	AV	298.00	400	Vertical	N/A
5	7469.200	47.84	-2.64	74.0	26.16	Peak	81.00	200	Vertical	Pass
5**	7469.200	38.11	-2.64	54.0	15.89	AV	81.00	200	Vertical	Pass
6	12274.763	50.99	2.23	74.0	23.01	Peak	11.00	300	Vertical	Pass
6**	12274.763	41.35	2.23	54.0	12.65	AV	11.00	300	Vertical	Pass

11ac20, U-NII-3, 1 GHz to 18 GHz, Middle Channel, ANT H

No.	Frequency (MHz)	Results (dBuV/m)	Factor (dB)	Limit (dBuV/m)	Over Limit (dB)	Detector	Table (Degree)	Height (cm)	Antenna	Verdict
1	1351.700	38.90	-17.32	74.0	35.10	Peak	107.00	200	Horizontal	Pass
1**	1351.700	28.83	-17.32	54.0	25.17	AV	107.00	200	Horizontal	Pass
2	2724.900	44.84	-10.46	74.0	29.16	Peak	212.00	100	Horizontal	Pass
2**	2724.900	35.18	-10.46	54.0	18.82	AV	212.00	100	Horizontal	Pass
3	4299.200	48.39	-4.50	74.0	25.61	Peak	21.00	100	Horizontal	Pass
3**	4299.200	39.75	-4.50	54.0	14.25	AV	21.00	100	Horizontal	Pass
4	5782.600	102.51	-2.82	--	--	Peak	165.00	300	Horizontal	N/A
4**	5782.600	95.08	-2.82	--	--	AV	165.00	300	Horizontal	N/A
5	7576.437	48.01	-2.52	74.0	25.99	Peak	292.00	200	Horizontal	Pass
5**	7576.437	38.86	-2.52	54.0	15.14	AV	292.00	200	Horizontal	Pass
6	12220.425	50.84	2.42	74.0	23.16	Peak	360.00	400	Horizontal	Pass
6**	12220.425	42.12	2.42	54.0	11.88	AV	360.00	400	Horizontal	Pass

11ac20, U-NII-3, 1 GHz to 18 GHz, Middle Channel, ANT V

No.	Frequency (MHz)	Results (dBuV/m)	Factor (dB)	Limit (dBuV/m)	Over Limit (dB)	Detector	Table (Degree)	Height (cm)	Antenna	Verdict
1	1361.800	38.59	-17.36	74.0	35.41	Peak	356.00	200	Vertical	Pass
1**	1361.800	28.74	-17.36	54.0	25.26	AV	356.00	200	Vertical	Pass
2	2749.900	44.19	-10.30	74.0	29.81	Peak	96.00	400	Vertical	Pass
2**	2749.900	35.92	-10.30	54.0	18.08	AV	96.00	400	Vertical	Pass
3	4278.000	48.77	-4.51	74.0	25.23	Peak	204.00	200	Vertical	Pass
3**	4278.000	39.55	-4.51	54.0	14.45	AV	204.00	200	Vertical	Pass
4	5784.200	103.39	-2.84	--	--	Peak	306.00	200	Vertical	N/A
4**	5784.200	96.53	-2.84	--	--	AV	306.00	200	Vertical	N/A
5	7555.737	47.50	-2.37	74.0	26.50	Peak	26.00	150	Vertical	Pass
5**	7555.737	38.46	-2.37	54.0	15.54	AV	26.00	150	Vertical	Pass
6	12243.425	51.21	2.49	74.0	22.79	Peak	0.00	300	Vertical	Pass
6**	12243.425	41.87	2.49	54.0	12.13	AV	0.00	300	Vertical	Pass

11ac20, U-NII-3, 1 GHz to 18 GHz, High Channel, ANT H

No.	Frequency (MHz)	Results (dBuV/m)	Factor (dB)	Limit (dBuV/m)	Over Limit (dB)	Detector	Table (Degree)	Height (cm)	Antenna	Verdict
1	1405.600	38.62	-17.18	74.0	35.38	Peak	266.00	400	Horizontal	Pass
1**	1405.600	28.56	-17.18	54.0	25.44	AV	266.00	400	Horizontal	Pass
2	2822.000	44.48	-10.28	74.0	29.52	Peak	0.00	400	Horizontal	Pass
2**	2822.000	34.70	-10.28	54.0	19.30	AV	0.00	400	Horizontal	Pass
3	4300.600	48.93	-4.56	74.0	25.07	Peak	328.00	200	Horizontal	Pass
3**	4300.600	40.20	-4.56	54.0	13.80	AV	328.00	200	Horizontal	Pass
4	5823.400	103.16	-2.69	--	--	Peak	155.00	200	Horizontal	N/A
4**	5823.400	95.79	-2.69	--	--	AV	155.00	200	Horizontal	N/A
5	7414.000	47.98	-2.19	74.0	26.02	Peak	132.00	150	Horizontal	Pass
5**	7414.000	38.71	-2.19	54.0	15.29	AV	132.00	150	Horizontal	Pass
6	12212.088	51.08	2.39	74.0	22.92	Peak	89.00	200	Horizontal	Pass
6**	12212.088	41.84	2.39	54.0	12.16	AV	89.00	200	Horizontal	Pass

11ac20, U-NII-3, 1 GHz to 18 GHz, High Channel, ANT V

No.	Frequency (MHz)	Results (dBuV/m)	Factor (dB)	Limit (dBuV/m)	Over Limit (dB)	Detector	Table (Degree)	Height (cm)	Antenna	Verdict
1	1346.000	38.56	-17.46	74.0	35.44	Peak	0.00	100	Vertical	Pass
1**	1346.000	28.60	-17.46	54.0	25.40	AV	0.00	100	Vertical	Pass
2	2751.800	44.47	-10.39	74.0	29.53	Peak	128.00	200	Vertical	Pass
2**	2751.800	34.54	-10.39	54.0	19.46	AV	128.00	200	Vertical	Pass
3	4278.800	49.26	-4.52	74.0	24.74	Peak	63.00	100	Vertical	Pass
3**	4278.800	40.47	-4.52	54.0	13.53	AV	63.00	100	Vertical	Pass
4	5826.600	103.15	-2.67	--	--	Peak	297.00	300	Vertical	N/A
4**	5826.600	95.46	-2.67	--	--	AV	297.00	300	Vertical	N/A
5	7533.600	47.86	-2.32	74.0	26.14	Peak	26.00	200	Vertical	Pass
5**	7533.600	38.67	-2.32	54.0	15.33	AV	26.00	200	Vertical	Pass
6	12248.025	51.45	2.52	74.0	22.55	Peak	313.00	300	Vertical	Pass
6**	12248.025	42.37	2.52	54.0	11.63	AV	313.00	300	Vertical	Pass

11ac40, U-NII-3, 1 GHz to 18 GHz, Low Channel, ANT H

No.	Frequency (MHz)	Results (dBuV/m)	Factor (dB)	Limit (dBuV/m)	Over Limit (dB)	Detector	Table (Degree)	Height (cm)	Antenna	Verdict
1	1406.200	38.40	-17.17	74.0	35.60	Peak	310.00	100	Horizontal	Pass
1**	1406.200	28.82	-17.17	54.0	25.18	AV	310.00	100	Horizontal	Pass
2	2837.500	44.60	-10.32	74.0	29.40	Peak	163.00	100	Horizontal	Pass
2**	2837.500	34.98	-10.32	54.0	19.02	AV	163.00	100	Horizontal	Pass
3	4291.800	49.01	-4.61	74.0	24.99	Peak	360.00	150	Horizontal	Pass
3**	4291.800	39.97	-4.61	54.0	14.03	AV	360.00	150	Horizontal	Pass
4	5752.600	100.71	-3.26	--	--	Peak	157.00	300	Horizontal	N/A
4**	5752.600	92.92	-3.26	--	--	AV	157.00	300	Horizontal	N/A
5	7548.550	47.34	-2.32	74.0	26.66	Peak	357.00	200	Horizontal	Pass
5**	7548.550	37.81	-2.32	54.0	16.19	AV	357.00	200	Horizontal	Pass
6	11699.188	51.33	1.49	74.0	22.67	Peak	228.00	100	Horizontal	Pass
6**	11699.188	41.57	1.49	54.0	12.43	AV	228.00	100	Horizontal	Pass

11ac40, U-NII-3, 1 GHz to 18 GHz, Low Channel, ANT V

No.	Frequency (MHz)	Results (dBuV/m)	Factor (dB)	Limit (dBuV/m)	Over Limit (dB)	Detector	Table (Degree)	Height (cm)	Antenna	Verdict
1	1347.800	40.16	-17.43	74.0	33.84	Peak	128.00	100	Vertical	Pass
1**	1347.800	29.28	-17.43	54.0	24.72	AV	128.00	100	Vertical	Pass
2	2818.500	44.40	-10.36	74.0	29.60	Peak	248.00	300	Vertical	Pass
2**	2818.500	35.07	-10.36	54.0	18.93	AV	248.00	300	Vertical	Pass
3	4253.200	48.53	-4.60	74.0	25.47	Peak	1.00	200	Vertical	Pass
3**	4253.200	39.91	-4.60	54.0	14.09	AV	1.00	200	Vertical	Pass
4	5757.600	101.61	-3.13	--	--	Peak	289.00	100	Vertical	N/A
4**	5757.600	94.20	-3.13	--	--	AV	289.00	100	Vertical	N/A
5	7597.712	47.61	-3.00	74.0	26.39	Peak	26.00	150	Vertical	Pass
5**	7597.712	39.51	-3.00	54.0	14.49	AV	26.00	150	Vertical	Pass
6	11686.537	50.92	1.76	74.0	23.08	Peak	324.00	400	Vertical	Pass
6**	11686.537	41.28	1.76	54.0	12.72	AV	324.00	400	Vertical	Pass

11ac40, U-NII-3, 1 GHz to 18 GHz, High Channel, ANT H

No.	Frequency (MHz)	Results (dBuV/m)	Factor (dB)	Limit (dBuV/m)	Over Limit (dB)	Detector	Table (Degree)	Height (cm)	Antenna	Verdict
1	1358.900	37.96	-17.26	74.0	36.04	Peak	279.00	200	Horizontal	Pass
1**	1358.900	28.66	-17.26	54.0	25.34	AV	279.00	200	Horizontal	Pass
2	2740.600	44.95	-10.41	74.0	29.05	Peak	0.00	200	Horizontal	Pass
2**	2740.600	34.66	-10.41	54.0	19.34	AV	0.00	200	Horizontal	Pass
3	4273.600	48.76	-4.59	74.0	25.24	Peak	28.00	150	Horizontal	Pass
3**	4273.600	39.69	-4.59	54.0	14.31	AV	28.00	150	Horizontal	Pass
4	5799.200	99.98	-2.62	--	--	Peak	155.00	100	Horizontal	N/A
4**	5799.200	92.34	-2.62	--	--	AV	155.00	100	Horizontal	N/A
5	7436.425	47.48	-2.55	74.0	26.52	Peak	359.00	200	Horizontal	Pass
5**	7436.425	38.60	-2.55	54.0	15.40	AV	359.00	200	Horizontal	Pass
6	12230.200	50.78	2.42	74.0	23.22	Peak	359.00	100	Horizontal	Pass
6**	12230.200	42.26	2.42	54.0	11.74	AV	359.00	100	Horizontal	Pass

11ac40, U-NII-3, 1 GHz to 18 GHz, High Channel, ANT V

No.	Frequency (MHz)	Results (dBuV/m)	Factor (dB)	Limit (dBuV/m)	Over Limit (dB)	Detector	Table (Degree)	Height (cm)	Antenna	Verdict
1	1373.800	38.78	-17.45	74.0	35.22	Peak	42.00	100	Vertical	Pass
1**	1373.800	28.98	-17.45	54.0	25.02	AV	42.00	100	Vertical	Pass
2	2816.800	44.42	-10.45	74.0	29.58	Peak	16.00	100	Vertical	Pass
2**	2816.800	35.23	-10.45	54.0	18.77	AV	16.00	100	Vertical	Pass
3	4180.600	48.76	-4.74	74.0	25.24	Peak	229.00	100	Vertical	Pass
3**	4180.600	40.22	-4.74	54.0	13.78	AV	229.00	100	Vertical	Pass
4	5793.600	100.24	-2.72	--	--	Peak	159.00	400	Vertical	N/A
4**	5793.600	93.22	-2.72	--	--	AV	159.00	400	Vertical	N/A
5	7620.425	47.79	-2.92	74.0	26.21	Peak	70.00	200	Vertical	Pass
5**	7620.425	37.32	-2.92	54.0	16.68	AV	70.00	200	Vertical	Pass
6	12136.188	51.09	1.94	74.0	22.91	Peak	0.00	200	Vertical	Pass
6**	12136.188	41.49	1.94	54.0	12.51	AV	0.00	200	Vertical	Pass

11ac80, U-NII-3, 1 GHz to 18 GHz, Middle Channel, ANT H

No.	Frequency (MHz)	Results (dBuV/m)	Factor (dB)	Limit (dBuV/m)	Over Limit (dB)	Detector	Table (Degree)	Height (cm)	Antenna	Verdict
1	1315.500	38.39	-17.33	74.0	35.61	Peak	297.00	300	Horizontal	Pass
1**	1315.500	28.56	-17.33	54.0	25.44	AV	297.00	300	Horizontal	Pass
2	2857.200	44.07	-10.24	74.0	29.93	Peak	236.00	300	Horizontal	Pass
2**	2857.200	35.22	-10.24	54.0	18.78	AV	236.00	300	Horizontal	Pass
3	4257.400	48.73	-4.47	74.0	25.27	Peak	259.00	100	Horizontal	Pass
3**	4257.400	39.52	-4.47	54.0	14.48	AV	259.00	100	Horizontal	Pass
4	5768.800	98.13	-2.76	--	--	Peak	165.00	400	Horizontal	N/A
4**	5768.800	89.74	-2.76	--	--	AV	165.00	400	Horizontal	N/A
5	7414.575	48.27	-2.19	74.0	25.73	Peak	66.00	200	Horizontal	Pass
5**	7414.575	38.98	-2.19	54.0	15.02	AV	66.00	200	Horizontal	Pass
6	12226.175	50.95	2.42	74.0	23.05	Peak	99.00	300	Horizontal	Pass
6**	12226.175	42.25	2.42	54.0	11.75	AV	99.00	300	Horizontal	Pass

11ac80, U-NII-3, 1 GHz to 18 GHz, Middle Channel, ANT V

No.	Frequency (MHz)	Results (dBuV/m)	Factor (dB)	Limit (dBuV/m)	Over Limit (dB)	Detector	Table (Degree)	Height (cm)	Antenna	Verdict
1	1346.800	38.29	-17.46	74.0	35.71	Peak	59.00	200	Vertical	Pass
1**	1346.800	28.68	-17.46	54.0	25.32	AV	59.00	200	Vertical	Pass
2	2836.900	44.04	-10.27	74.0	29.96	Peak	360.00	100	Vertical	Pass
2**	2836.900	34.98	-10.27	54.0	19.02	AV	360.00	100	Vertical	Pass
3	4309.400	48.75	-4.67	74.0	25.25	Peak	357.00	200	Vertical	Pass
3**	4309.400	39.62	-4.67	54.0	14.38	AV	357.00	200	Vertical	Pass
4	5773.000	98.23	-2.81	--	--	Peak	298.00	100	Vertical	N/A
4**	5773.000	91.34	-2.81	--	--	AV	298.00	100	Vertical	N/A
5	7562.925	47.87	-2.49	74.0	26.13	Peak	0.00	150	Vertical	Pass
5**	7562.925	39.37	-2.49	54.0	14.63	AV	0.00	150	Vertical	Pass
6	12244.862	50.97	2.50	74.0	23.03	Peak	101.00	300	Vertical	Pass
6**	12244.862	41.86	2.50	54.0	12.14	AV	101.00	300	Vertical	Pass

A.6.2 Band Edge (Restricted-band)

Test Band	Mode	Channel	Verdict
U-NII-1	802.11a	Low	Pass
		High	Pass
	802.11n(HT20)	Low	Pass
		High	Pass
	802.11n(HT40)	Low	Pass
		High	Pass
	802.11ac(VHT20)	Low	Pass
		High	Pass
	802.11ac(VHT40)	Low	Pass
		High	Pass
	802.11ac(VHT80)	Middle	Pass
U-NII-2A	802.11a	Low	Pass
		High	Pass
	802.11n(HT20)	Low	Pass
		High	Pass
	802.11n(HT40)	Low	Pass
		High	Pass
	802.11ac(VHT20)	Low	Pass
		High	Pass
	802.11ac(VHT40)	Low	Pass
		High	Pass
	802.11ac(VHT80)	Middle	Pass
U-NII-2C	802.11a	Low	Pass
		High	Pass
	802.11n(HT20)	Low	Pass
		High	Pass
	802.11n(HT40)	Low	Pass
		High	Pass
	802.11ac(VHT20)	Low	Pass
		High	Pass
	802.11ac(VHT40)	Low	Pass
		High	Pass
	802.11ac(VHT80)	Low	Pass
		High	Pass
U-NII-3	802.11a	Low	Pass
		High	Pass
	802.11n(HT20)	Low	Pass
		High	Pass
	802.11n(HT40)	Low	Pass
		High	Pass

	802.11ac(VHT20)	Low	Pass
		High	Pass
	802.11ac(VHT40)	Low	Pass
		High	Pass
	802.11ac(VHT80)	Middle	Pass

Test Data and Plots

U-NII-1 11a Low Channel

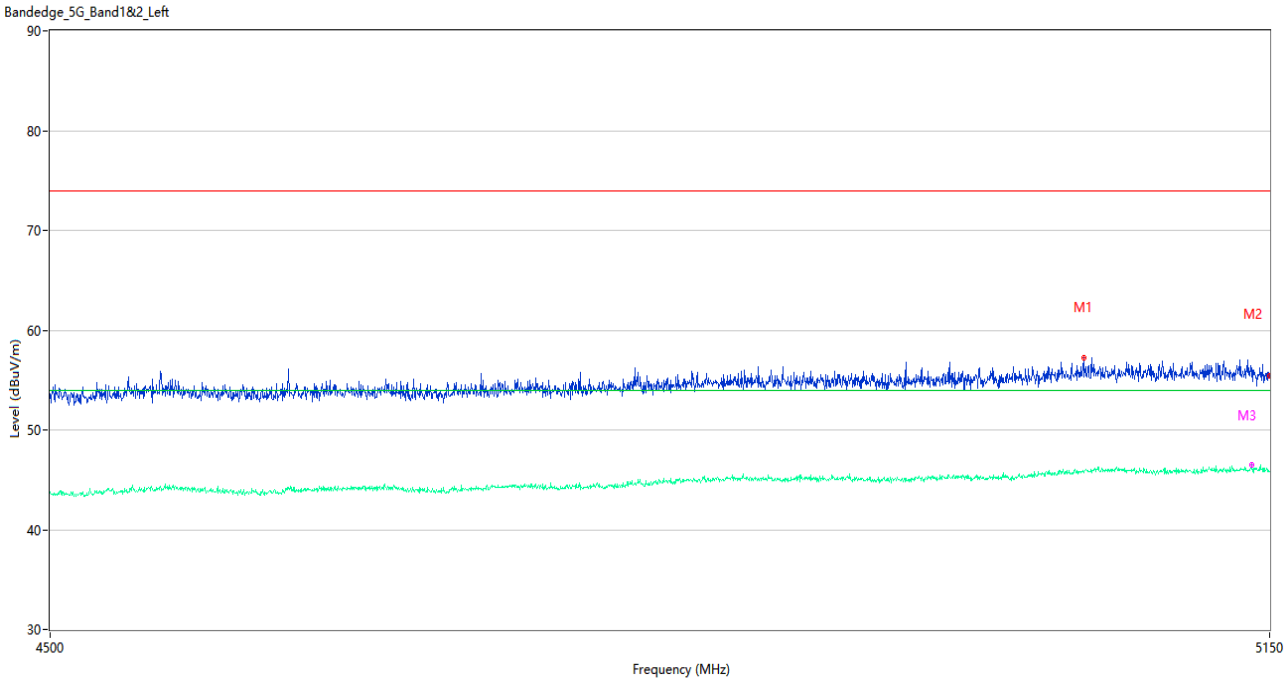

No.	Frequency (MHz)	Results (dBuV/m)	Factor (dB)	Limit (dBuV/m)	Margin (dB)	Detector	Table (Degree)	Height (cm)	Antenna	Verdict
1	5045.025	57.28	2.81	74.0	16.72	Peak	65.00	400	Horizontal	Pass
1**	5045.025	45.74	2.81	54.0	8.26	AV	65.00	400	Horizontal	Pass
2	5150.000	55.47	2.46	74.0	18.53	Peak	266.00	150	Horizontal	Pass
2**	5150.000	45.82	2.46	54.0	8.18	AV	266.00	150	Horizontal	Pass
3	5139.600	55.34	2.46	74.0	18.66	Peak	41.00	100	Horizontal	Pass
3**	5139.600	46.52	2.46	54.0	7.48	AV	41.00	100	Horizontal	Pass

U-NII-1 11a High Channel

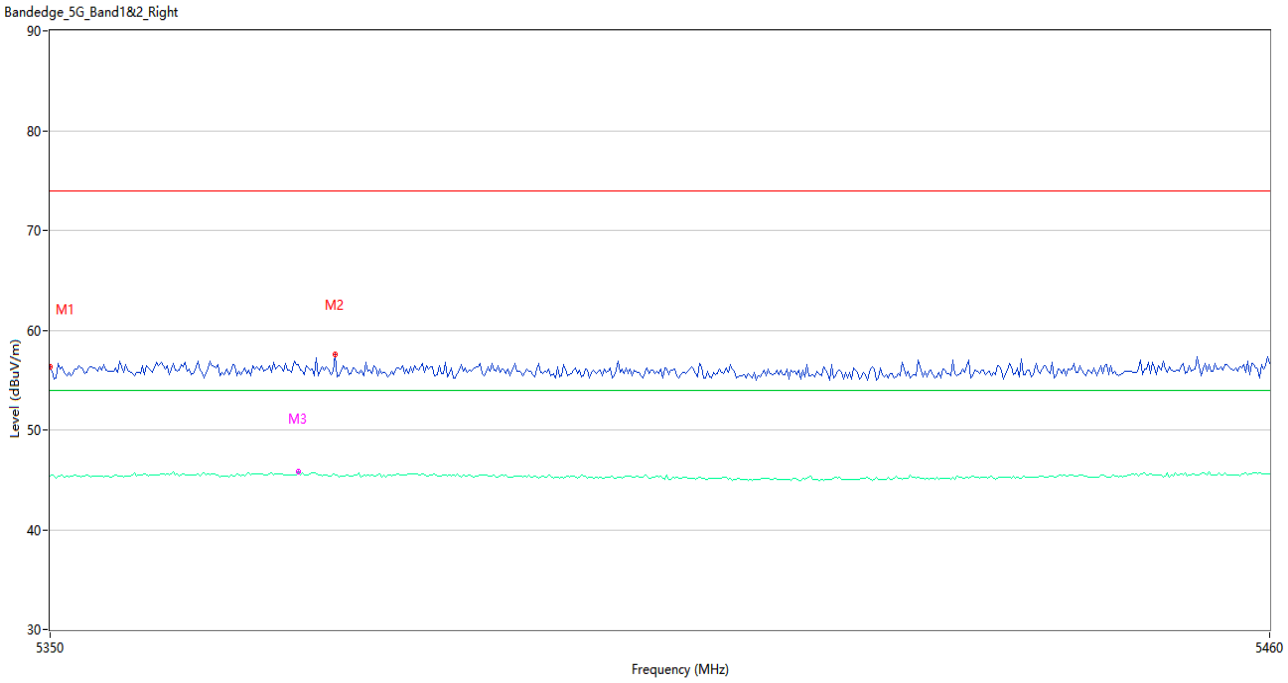

No.	Frequency (MHz)	Results (dBuV/m)	Factor (dB)	Limit (dBuV/m)	Margin (dB)	Detector	Table (Degree)	Height (cm)	Antenna	Verdict
1	5350.000	56.33	2.52	74.0	17.67	Peak	160.00	400	Horizontal	Pass
1**	5350.000	45.41	2.52	54.0	8.59	AV	160.00	400	Horizontal	Pass
2	5375.483	57.58	2.49	74.0	16.42	Peak	248.00	400	Horizontal	Pass
2**	5375.483	45.43	2.49	54.0	8.57	AV	248.00	400	Horizontal	Pass
3	5372.183	56.56	2.58	74.0	17.44	Peak	155.00	150	Horizontal	Pass
3**	5372.183	45.79	2.58	54.0	8.21	AV	155.00	150	Horizontal	Pass

U-NII-1 11n20 Low Channel

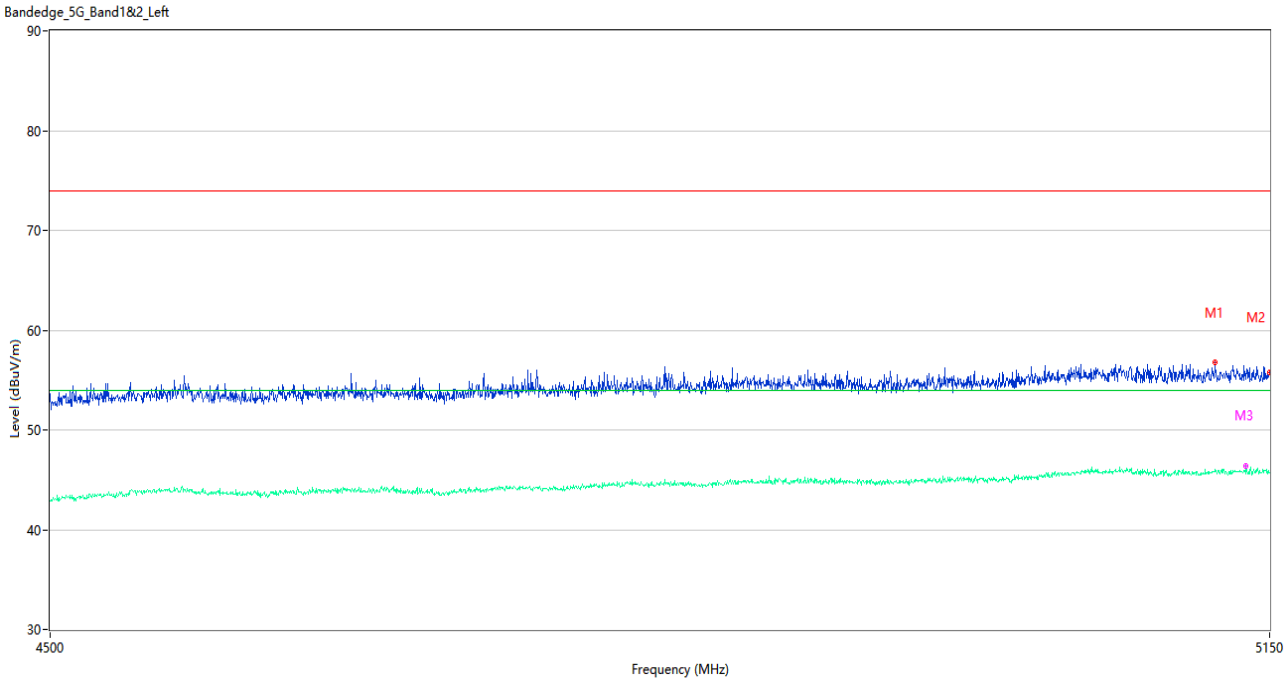

No.	Frequency (MHz)	Results (dBuV/m)	Factor (dB)	Limit (dBuV/m)	Margin (dB)	Detector	Table (Degree)	Height (cm)	Antenna	Verdict
1	5119.125	56.73	2.59	74.0	17.27	Peak	357.00	400	Horizontal	Pass
1**	5119.125	46.08	2.59	54.0	7.92	AV	357.00	400	Horizontal	Pass
2	5150.000	55.73	2.46	74.0	18.27	Peak	34.00	200	Horizontal	Pass
2**	5150.000	45.71	2.46	54.0	8.29	AV	34.00	200	Horizontal	Pass
3	5136.675	55.19	2.50	74.0	18.81	Peak	166.00	150	Horizontal	Pass
3**	5136.675	46.34	2.50	54.0	7.66	AV	166.00	150	Horizontal	Pass

U-NII-1 11n20 High Channel

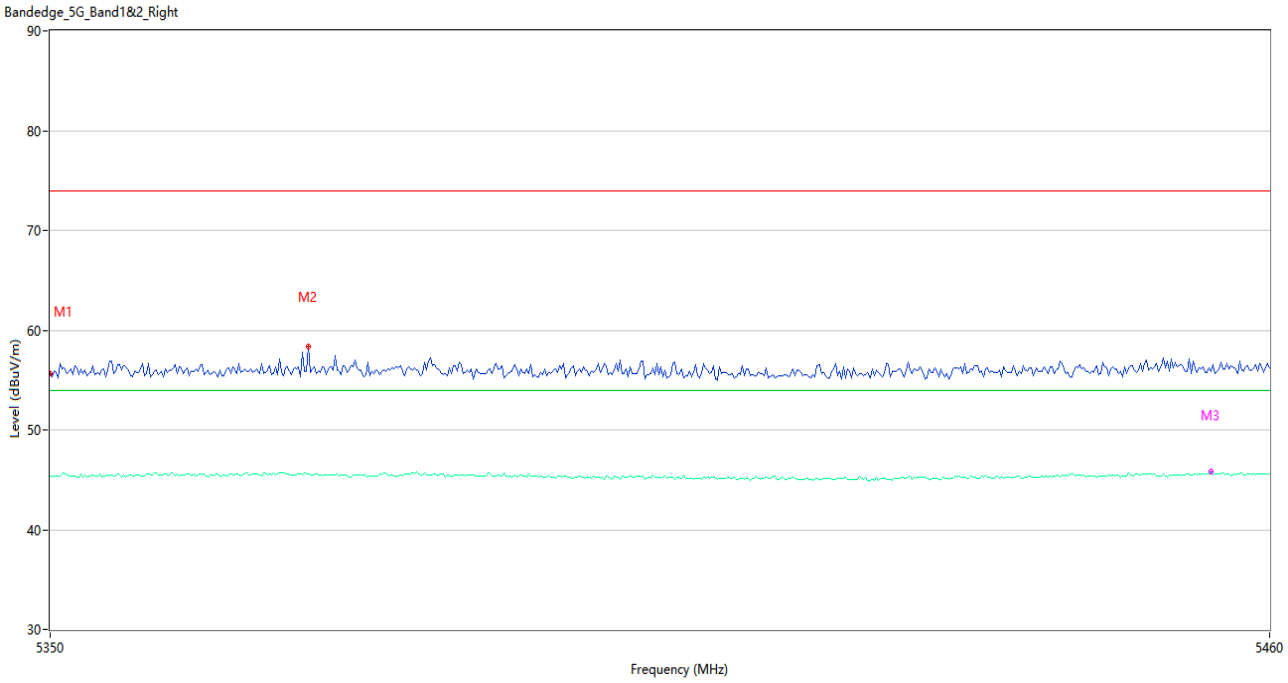

No.	Frequency (MHz)	Results (dBuV/m)	Factor (dB)	Limit (dBuV/m)	Margin (dB)	Detector	Table (Degree)	Height (cm)	Antenna	Verdict
1	5350.000	55.66	2.52	74.0	18.34	Peak	82.00	400	Horizontal	Pass
1**	5350.000	45.39	2.52	54.0	8.61	AV	82.00	400	Horizontal	Pass
2	5373.100	58.31	2.55	74.0	15.69	Peak	343.00	300	Horizontal	Pass
2**	5373.100	45.54	2.55	54.0	8.46	AV	343.00	300	Horizontal	Pass
3	5454.683	55.87	2.61	74.0	18.13	Peak	295.00	150	Horizontal	Pass
3**	5454.683	45.83	2.61	54.0	8.17	AV	295.00	150	Horizontal	Pass

U-NII-1 11n40 Low Channel

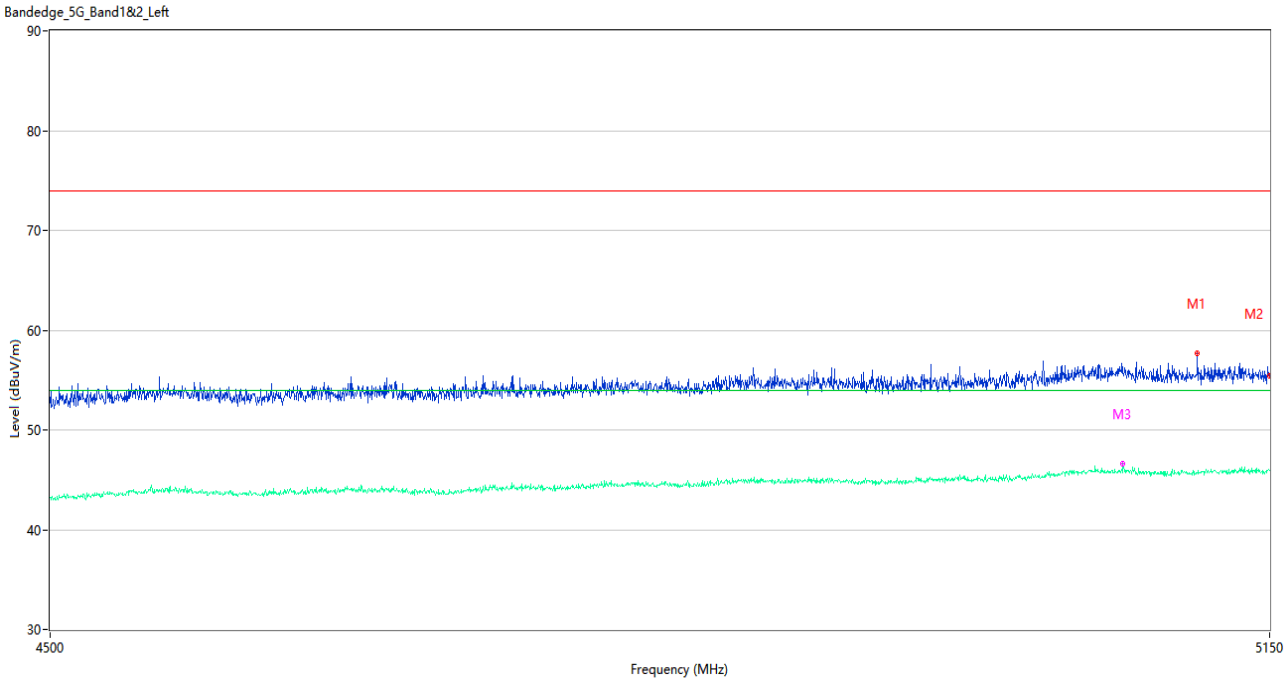

No.	Frequency (MHz)	Results (dBuV/m)	Factor (dB)	Limit (dBuV/m)	Margin (dB)	Detector	Table (Degree)	Height (cm)	Antenna	Verdict
1	5109.050	57.65	2.53	74.0	16.35	Peak	290.00	300	Horizontal	Pass
1**	5109.050	45.66	2.53	54.0	8.34	AV	290.00	300	Horizontal	Pass
2	5150.000	55.44	2.46	74.0	18.56	Peak	253.00	400	Horizontal	Pass
2**	5150.000	45.90	2.46	54.0	8.10	AV	253.00	400	Horizontal	Pass
3	5067.125	55.81	2.65	74.0	18.19	Peak	230.00	150	Horizontal	Pass
3**	5067.125	46.56	2.65	54.0	7.44	AV	230.00	150	Horizontal	Pass

U-NII-1 11n40 High Channel

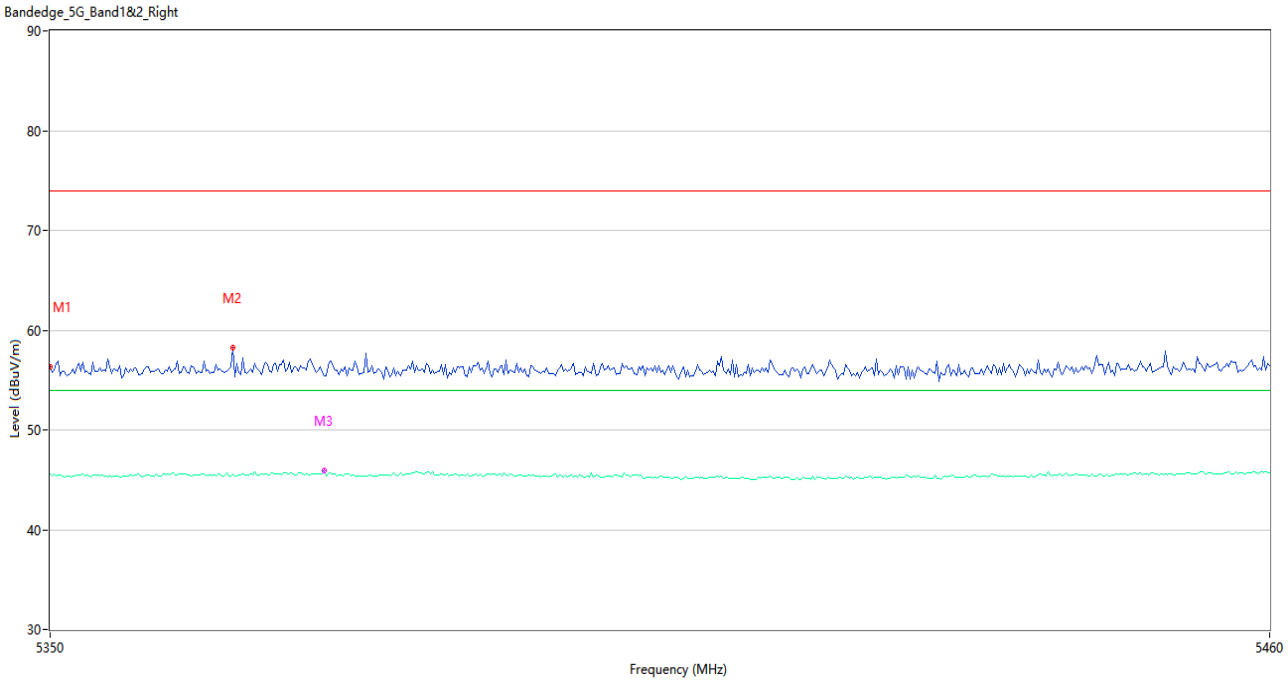

No.	Frequency (MHz)	Results (dBuV/m)	Factor (dB)	Limit (dBuV/m)	Margin (dB)	Detector	Table (Degree)	Height (cm)	Antenna	Verdict
1	5350.000	56.28	2.52	74.0	17.72	Peak	233.00	200	Horizontal	Pass
1**	5350.000	45.56	2.52	54.0	8.44	AV	233.00	200	Horizontal	Pass
2	5366.317	58.23	2.48	74.0	15.77	Peak	267.00	200	Horizontal	Pass
2**	5366.317	45.60	2.48	54.0	8.40	AV	267.00	200	Horizontal	Pass
3	5374.567	55.37	2.51	74.0	18.63	Peak	140.00	150	Horizontal	Pass
3**	5374.567	45.88	2.51	54.0	8.12	AV	140.00	150	Horizontal	Pass

U-NII-1 11ac20 Low Channel

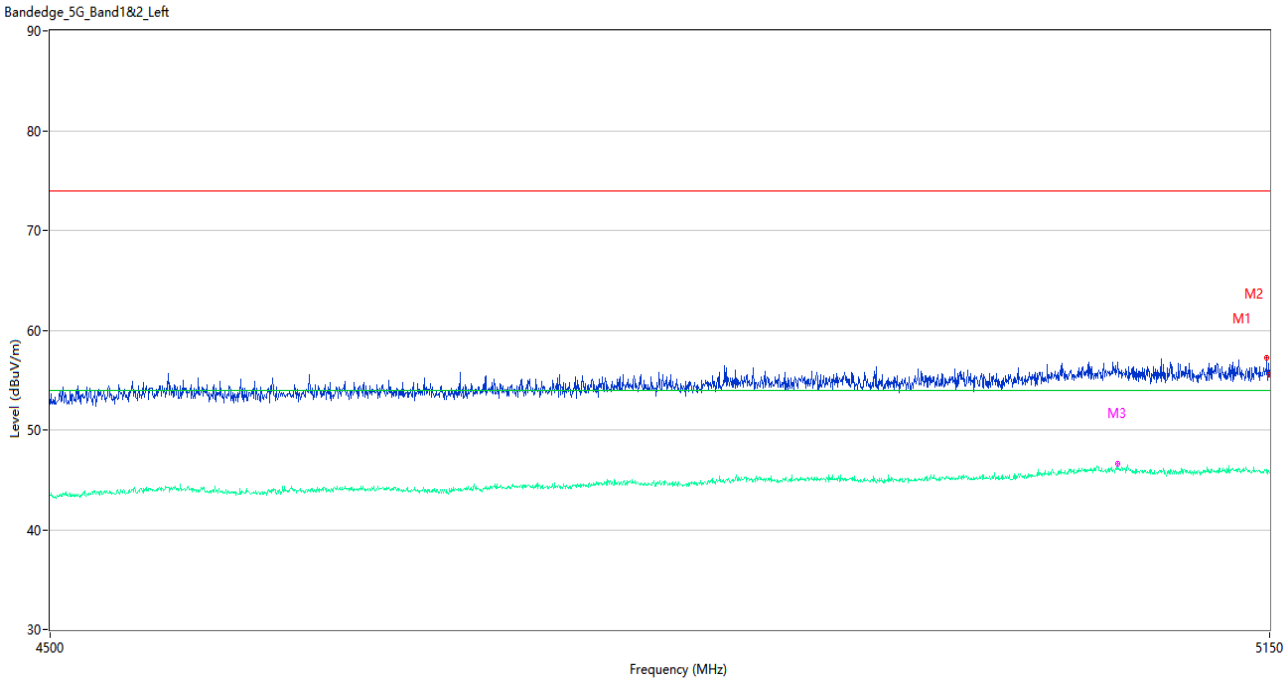

No.	Frequency (MHz)	Results (dBuV/m)	Factor (dB)	Limit (dBuV/m)	Margin (dB)	Detector	Table (Degree)	Height (cm)	Antenna	Verdict
1	5148.375	57.27	2.49	74.0	16.73	Peak	164.00	200	Horizontal	Pass
1**	5148.375	45.71	2.49	54.0	8.29	AV	164.00	200	Horizontal	Pass
2	5150.000	55.53	2.46	74.0	18.47	Peak	124.00	100	Horizontal	Pass
2**	5150.000	45.75	2.46	54.0	8.25	AV	124.00	100	Horizontal	Pass
3	5063.875	56.14	2.69	74.0	17.86	Peak	29.00	150	Horizontal	Pass
3**	5063.875	46.64	2.69	54.0	7.36	AV	29.00	150	Horizontal	Pass

U-NII-1 11ac20 High Channel

No.	Frequency (MHz)	Results (dBuV/m)	Factor (dB)	Limit (dBuV/m)	Margin (dB)	Detector	Table (Degree)	Height (cm)	Antenna	Verdict
1	5350.000	56.50	2.52	74.0	17.50	Peak	147.00	300	Horizontal	Pass
1**	5350.000	45.06	2.52	54.0	8.94	AV	147.00	300	Horizontal	Pass
2	5374.567	57.30	2.51	74.0	16.70	Peak	315.00	300	Horizontal	Pass
2**	5374.567	45.24	2.51	54.0	8.76	AV	315.00	300	Horizontal	Pass
3	5360.083	55.75	2.58	74.0	18.25	Peak	4.00	150	Horizontal	Pass
3**	5360.083	45.71	2.58	54.0	8.29	AV	4.00	150	Horizontal	Pass

U-NII-1 11ac40 Low Channel

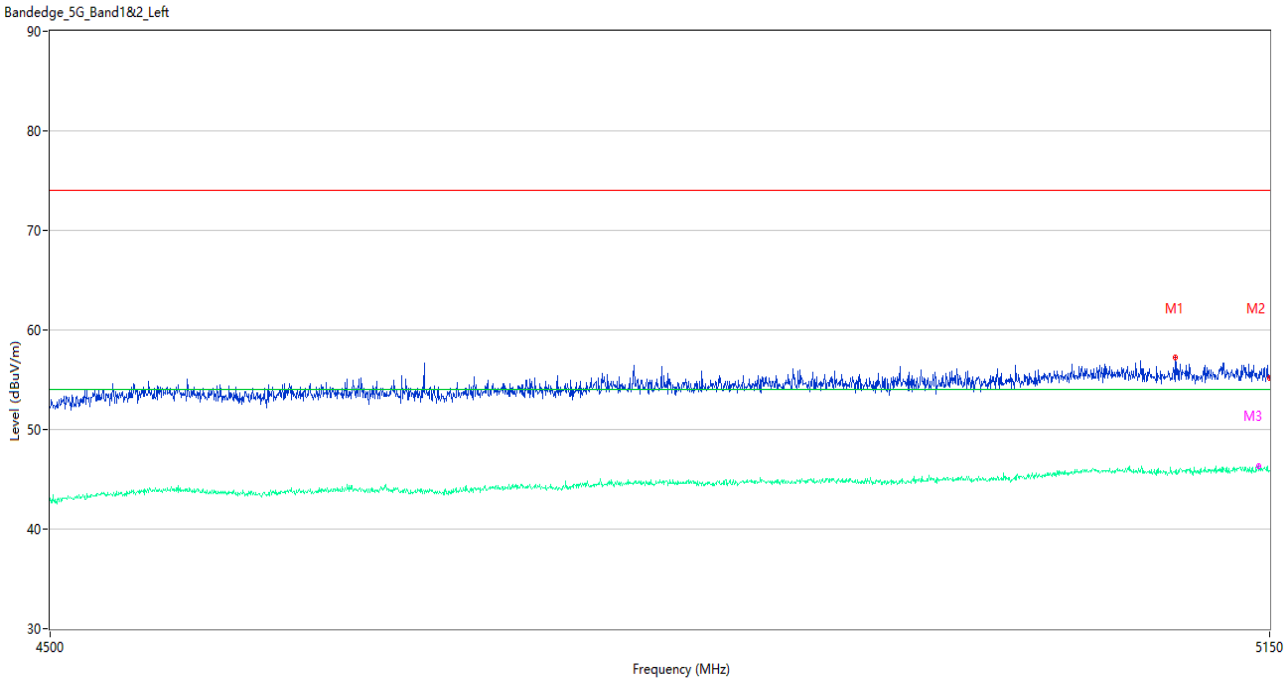

No.	Frequency (MHz)	Results (dBuV/m)	Factor (dB)	Limit (dBuV/m)	Margin (dB)	Detector	Table (Degree)	Height (cm)	Antenna	Verdict
1	5096.700	57.19	2.62	74.0	16.81	Peak	166.00	300	Horizontal	Pass
1**	5096.700	45.60	2.62	54.0	8.40	AV	166.00	300	Horizontal	Pass
2	5150.000	55.14	2.46	74.0	18.86	Peak	110.00	100	Horizontal	Pass
2**	5150.000	45.92	2.46	54.0	8.08	AV	110.00	100	Horizontal	Pass
3	5143.500	55.54	2.49	74.0	18.46	Peak	184.00	150	Horizontal	Pass
3**	5143.500	46.34	2.49	54.0	7.66	AV	184.00	150	Horizontal	Pass

U-NII-1 11ac40 High Channel

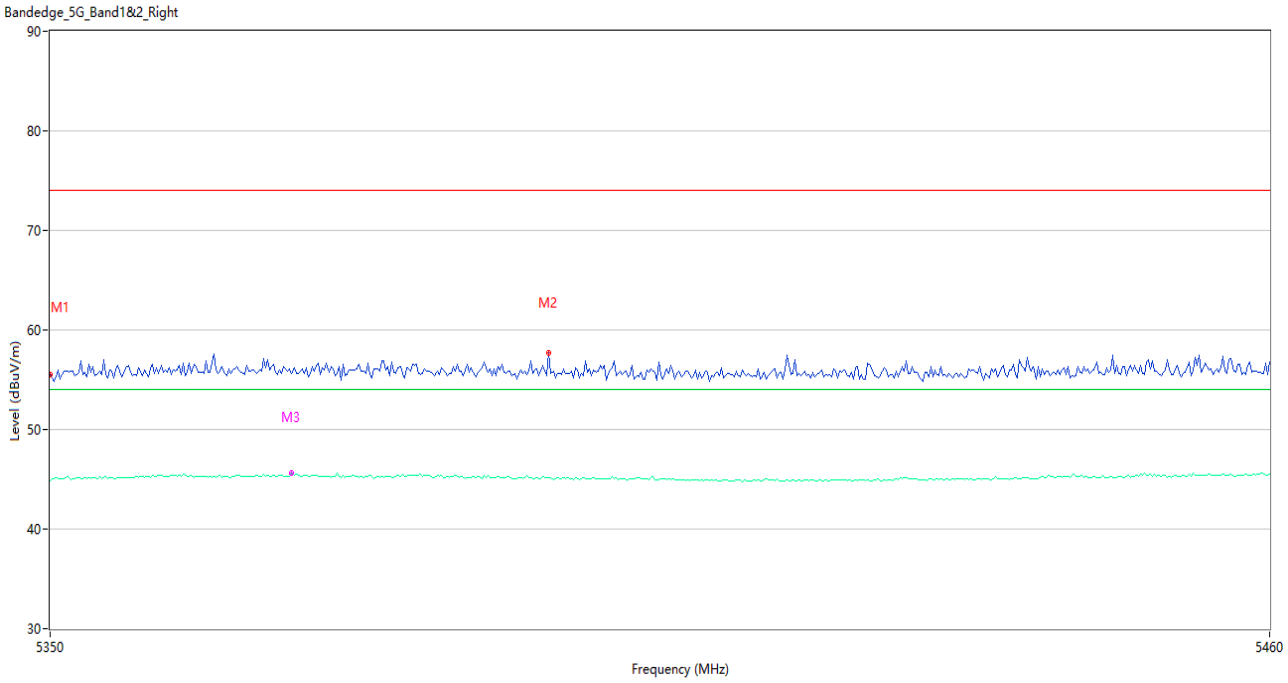

No.	Frequency (MHz)	Results (dBuV/m)	Factor (dB)	Limit (dBuV/m)	Margin (dB)	Detector	Table (Degree)	Height (cm)	Antenna	Verdict
1	5350.000	55.49	2.52	74.0	18.51	Peak	261.00	200	Horizontal	Pass
1**	5350.000	44.88	2.52	54.0	9.12	AV	261.00	200	Horizontal	Pass
2	5394.734	57.71	2.34	74.0	16.29	Peak	14.00	100	Horizontal	Pass
2**	5394.734	45.15	2.34	54.0	8.85	AV	14.00	100	Horizontal	Pass
3	5371.633	55.66	2.59	74.0	18.34	Peak	152.00	150	Horizontal	Pass
3**	5371.633	45.67	2.59	54.0	8.33	AV	152.00	150	Horizontal	Pass

U-NII-1 11ac80 Middle Channel

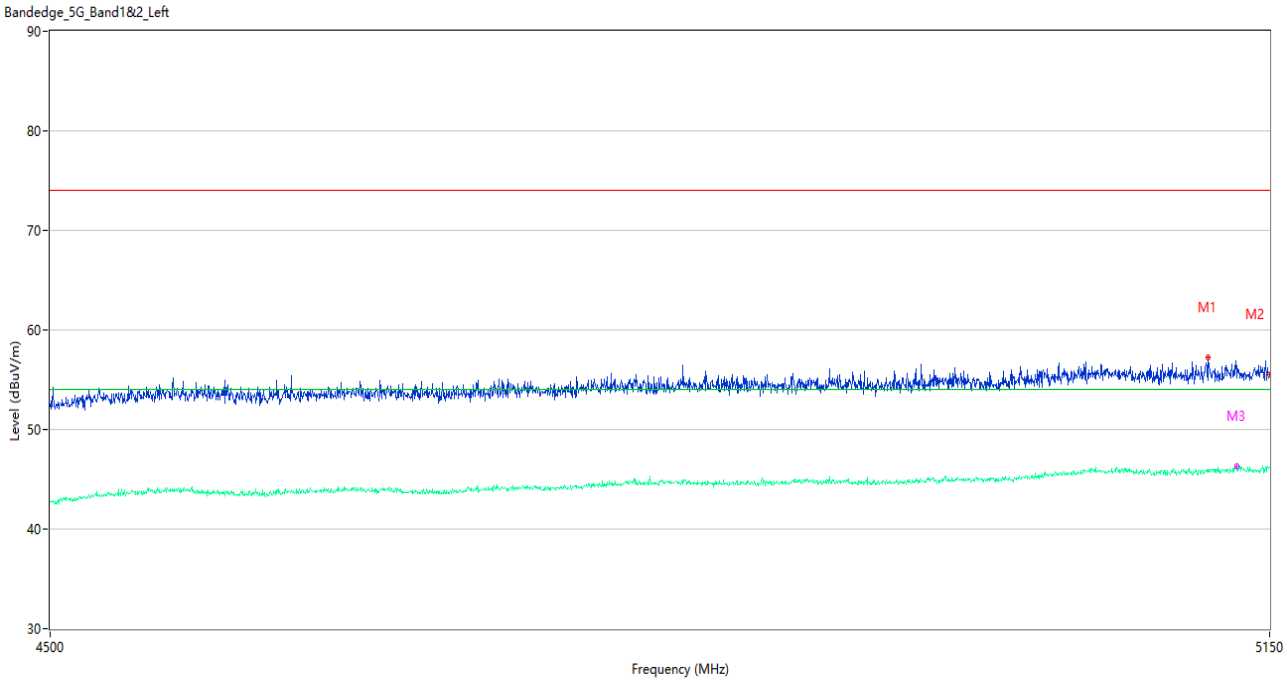

No.	Frequency (MHz)	Results (dBuV/m)	Factor (dB)	Limit (dBuV/m)	Margin (dB)	Detector	Table (Degree)	Height (cm)	Antenna	Verdict
1	5115.225	57.25	2.61	74.0	16.75	Peak	266.00	400	Horizontal	Pass
1**	5115.225	45.69	2.61	54.0	8.31	AV	266.00	400	Horizontal	Pass
2	5150.000	55.47	2.46	74.0	18.53	Peak	26.00	200	Horizontal	Pass
2**	5150.000	46.24	2.46	54.0	7.76	AV	26.00	200	Horizontal	Pass
3	5131.150	55.13	2.55	74.0	18.87	Peak	93.00	150	Horizontal	Pass
3**	5131.150	46.33	2.55	54.0	7.67	AV	93.00	150	Horizontal	Pass

U-NII-1 11ac80 Middle Channel

No.	Frequency (MHz)	Results (dBuV/m)	Factor (dB)	Limit (dBuV/m)	Margin (dB)	Detector	Table (Degree)	Height (cm)	Antenna	Verdict
1	5350.000	55.89	2.52	74.0	18.11	Peak	220.00	200	Horizontal	Pass
1**	5350.000	44.98	2.52	54.0	9.02	AV	220.00	200	Horizontal	Pass
2	5374.200	57.47	2.52	74.0	16.53	Peak	238.00	400	Horizontal	Pass
2**	5374.200	45.52	2.52	54.0	8.48	AV	238.00	400	Horizontal	Pass
3	5459.633	56.55	2.68	74.0	17.45	Peak	336.00	150	Horizontal	Pass
3**	5459.633	45.74	2.68	54.0	8.26	AV	336.00	150	Horizontal	Pass

U-NII-2A 11a Low Channel

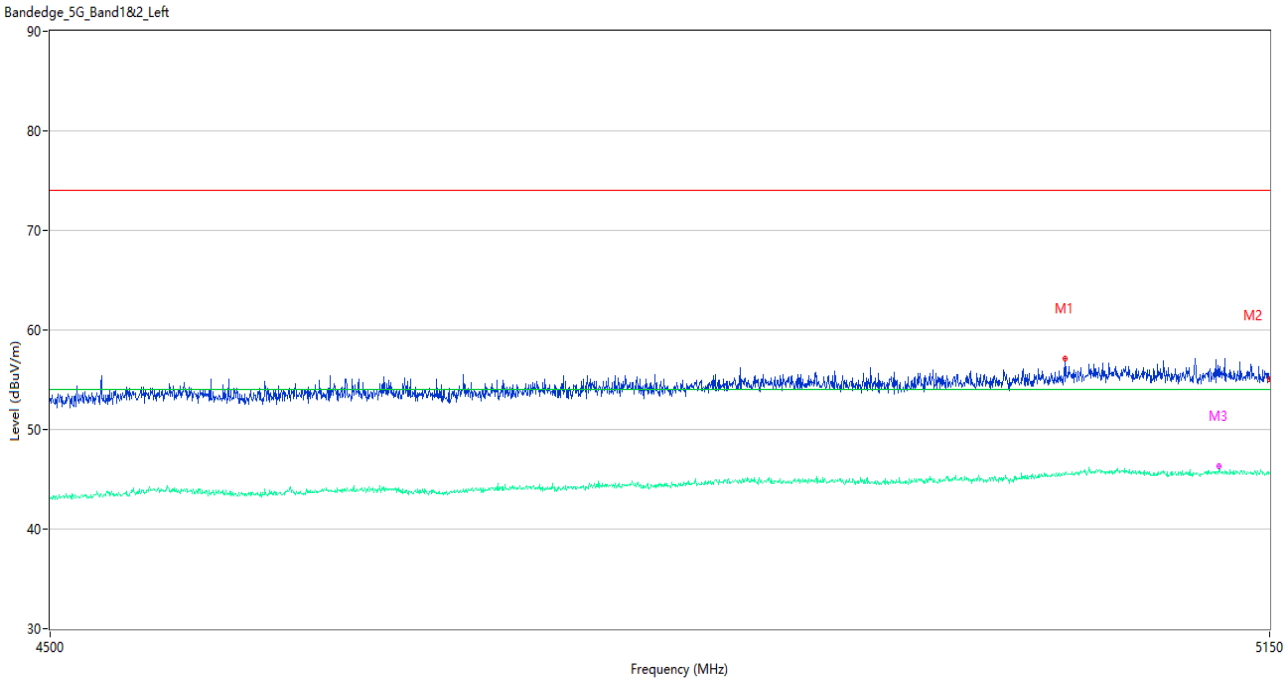

No.	Frequency (MHz)	Results (dBuV/m)	Factor (dB)	Limit (dBuV/m)	Margin (dB)	Detector	Table (Degree)	Height (cm)	Antenna	Verdict
1	5034.950	57.16	2.72	74.0	16.84	Peak	57.00	100	Horizontal	Pass
1**	5034.950	45.56	2.72	54.0	8.44	AV	57.00	100	Horizontal	Pass
2	5150.000	55.07	2.46	74.0	18.93	Peak	147.00	100	Horizontal	Pass
2**	5150.000	45.64	2.46	54.0	8.36	AV	147.00	100	Horizontal	Pass
3	5121.400	55.90	2.50	74.0	18.10	Peak	158.00	150	Horizontal	Pass
3**	5121.400	46.34	2.50	54.0	7.66	AV	158.00	150	Horizontal	Pass

U-NII-2A 11a High Channel

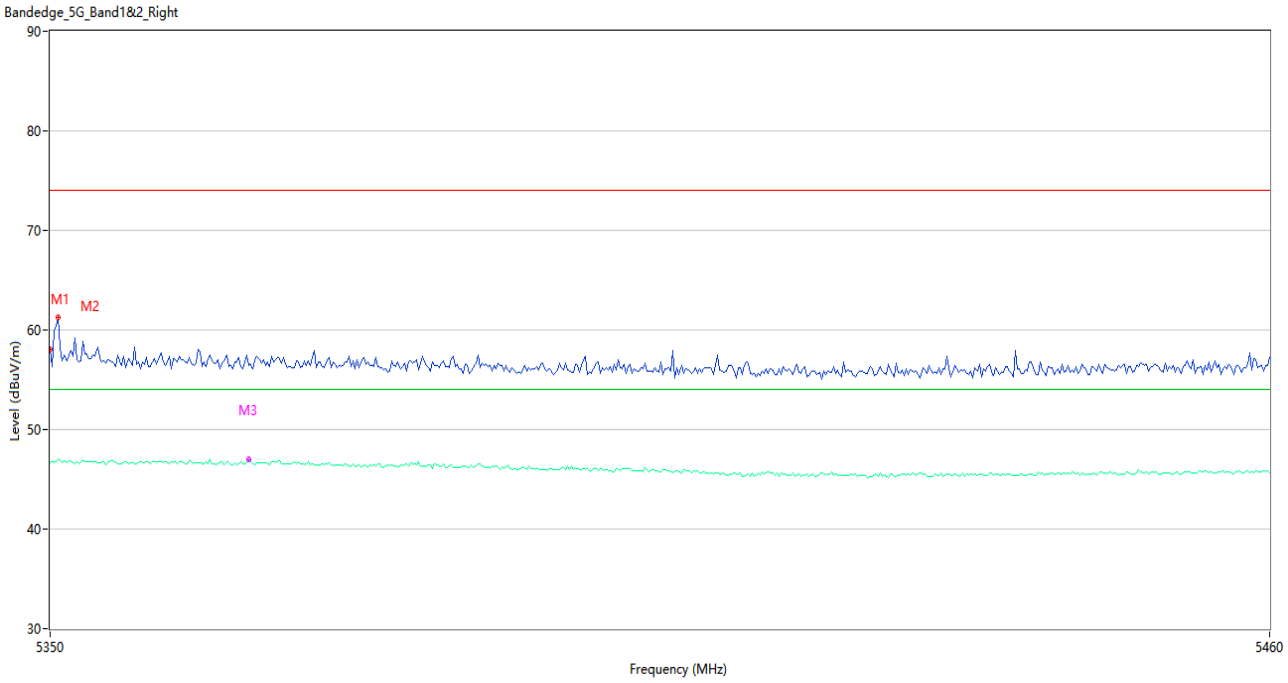

No.	Frequency (MHz)	Results (dBuV/m)	Factor (dB)	Limit (dBuV/m)	Margin (dB)	Detector	Table (Degree)	Height (cm)	Antenna	Verdict
1	5350.000	58.10	2.52	74.0	15.90	Peak	155.00	200	Horizontal	Pass
1**	5350.000	46.70	2.52	54.0	7.30	AV	155.00	200	Horizontal	Pass
2	5350.733	61.23	2.53	74.0	12.77	Peak	150.00	300	Horizontal	Pass
2**	5350.733	46.96	2.53	54.0	7.04	AV	150.00	300	Horizontal	Pass
3	5367.783	56.49	2.55	74.0	17.51	Peak	102.00	150	Horizontal	Pass
3**	5367.783	47.00	2.55	54.0	7.00	AV	102.00	150	Horizontal	Pass

U-NII-2A 11n20 Low Channel

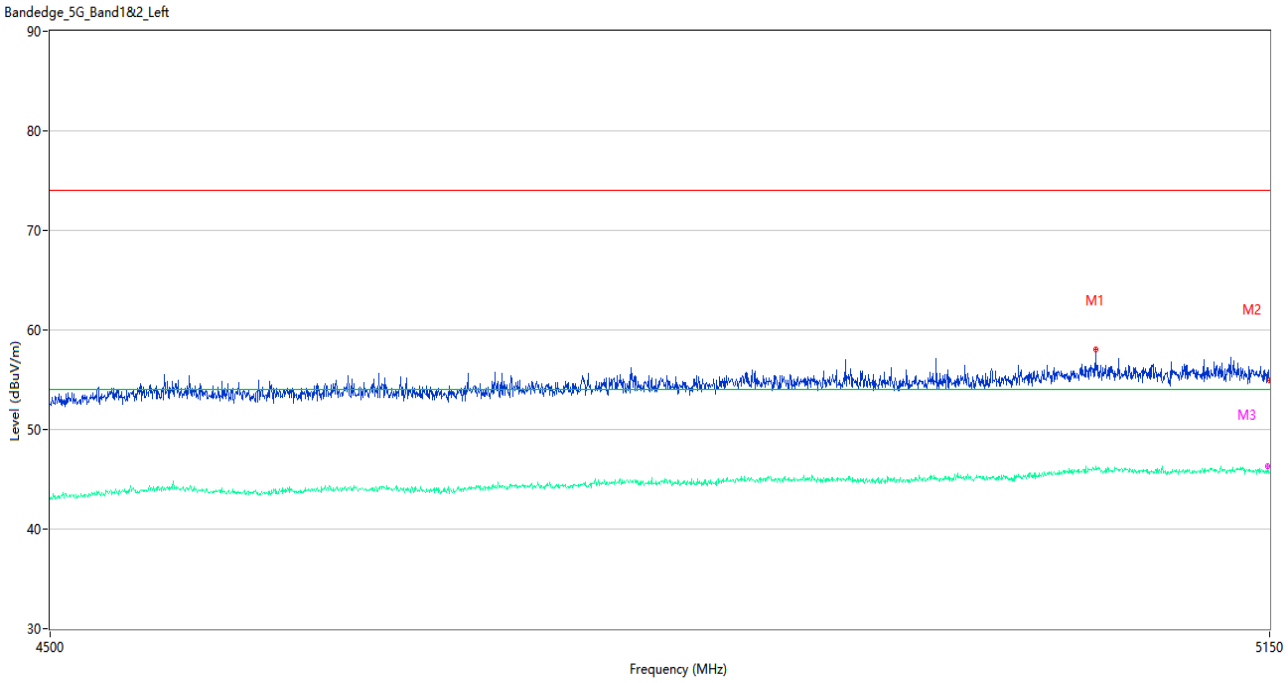

No.	Frequency (MHz)	Results (dBuV/m)	Factor (dB)	Limit (dBuV/m)	Margin (dB)	Detector	Table (Degree)	Height (cm)	Antenna	Verdict
1	5051.850	58.02	2.80	74.0	15.98	Peak	87.00	100	Horizontal	Pass
1**	5051.850	45.97	2.80	54.0	8.03	AV	87.00	100	Horizontal	Pass
2	5150.000	54.99	2.46	74.0	19.01	Peak	344.00	200	Horizontal	Pass
2**	5150.000	45.62	2.46	54.0	8.38	AV	344.00	200	Horizontal	Pass
3	5149.025	55.60	2.49	74.0	18.40	Peak	202.00	150	Horizontal	Pass
3**	5149.025	46.37	2.49	54.0	7.63	AV	202.00	150	Horizontal	Pass

U-NII-2A 11n20 High Channel

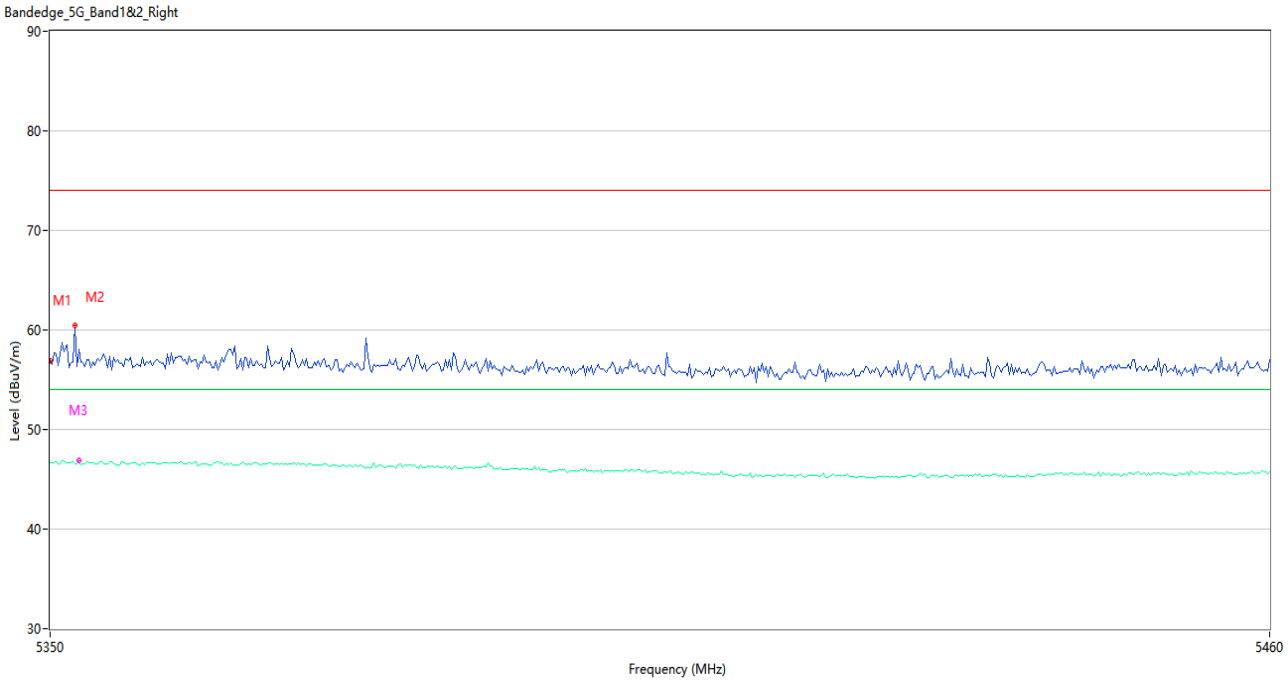

No.	Frequency (MHz)	Results (dBuV/m)	Factor (dB)	Limit (dBuV/m)	Margin (dB)	Detector	Table (Degree)	Height (cm)	Antenna	Verdict
1	5350.000	56.88	2.52	74.0	17.12	Peak	153.00	200	Horizontal	Pass
1**	5350.000	46.66	2.52	54.0	7.34	AV	153.00	200	Horizontal	Pass
2	5352.200	60.48	2.52	74.0	13.52	Peak	155.00	300	Horizontal	Pass
2**	5352.200	46.58	2.52	54.0	7.42	AV	155.00	300	Horizontal	Pass
3	5352.567	58.01	2.52	74.0	15.99	Peak	122.00	150	Horizontal	Pass
3**	5352.567	46.92	2.52	54.0	7.08	AV	122.00	150	Horizontal	Pass

U-NII-2A 11n40 Low Channel

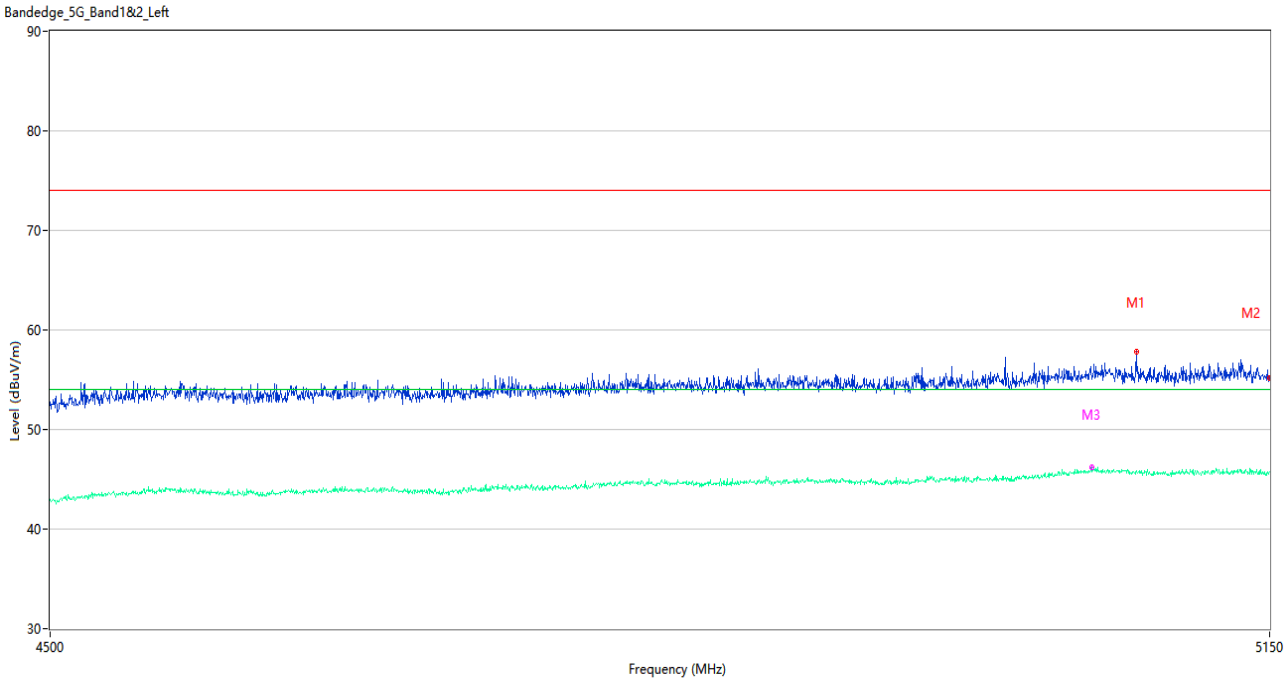

No.	Frequency (MHz)	Results (dBuV/m)	Factor (dB)	Limit (dBuV/m)	Margin (dB)	Detector	Table (Degree)	Height (cm)	Antenna	Verdict
1	5074.600	57.79	2.47	74.0	16.21	Peak	183.00	400	Horizontal	Pass
1**	5074.600	45.80	2.47	54.0	8.20	AV	183.00	400	Horizontal	Pass
2	5150.000	55.19	2.46	74.0	18.81	Peak	156.00	400	Horizontal	Pass
2**	5150.000	45.76	2.46	54.0	8.24	AV	156.00	400	Horizontal	Pass
3	5049.575	55.26	2.79	74.0	18.74	Peak	160.00	150	Horizontal	Pass
3**	5049.575	46.18	2.79	54.0	7.82	AV	160.00	150	Horizontal	Pass

U-NII-2A 11n40 High Channel

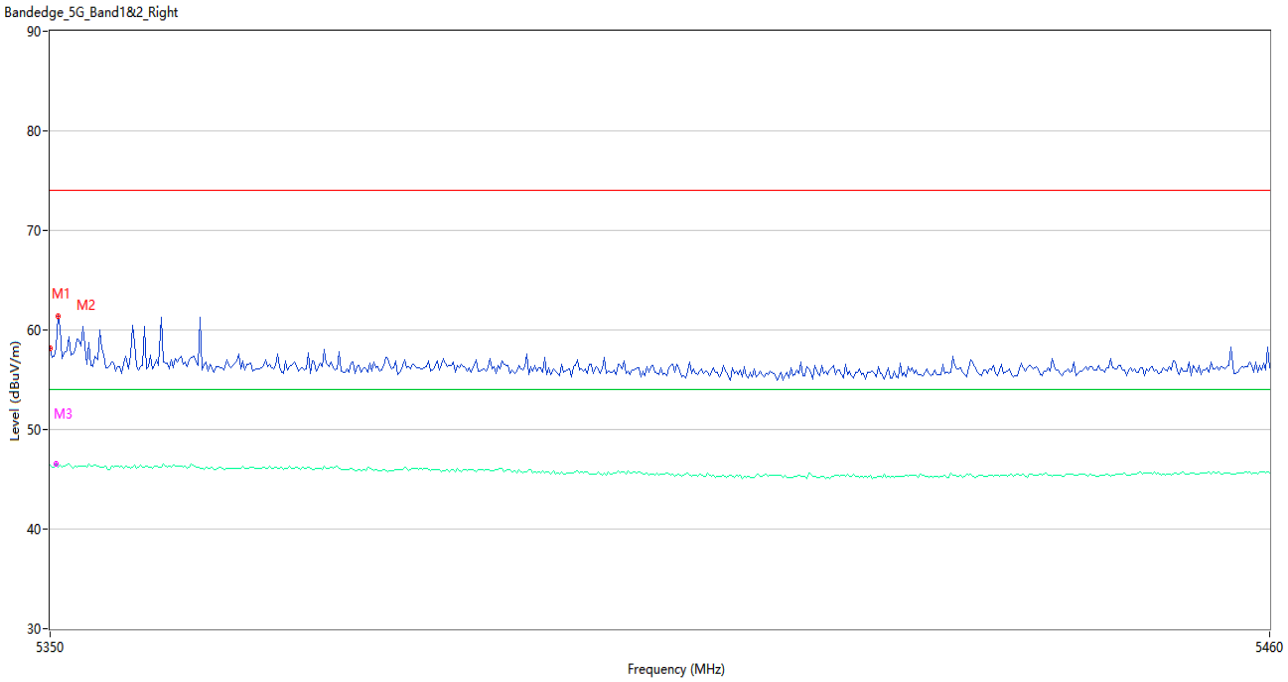

No.	Frequency (MHz)	Results (dBuV/m)	Factor (dB)	Limit (dBuV/m)	Margin (dB)	Detector	Table (Degree)	Height (cm)	Antenna	Verdict
1	5350.000	58.12	2.52	74.0	15.88	Peak	96.00	100	Horizontal	Pass
1**	5350.000	46.41	2.52	54.0	7.59	AV	96.00	100	Horizontal	Pass
2	5350.733	61.39	2.53	74.0	12.61	Peak	106.00	200	Horizontal	Pass
2**	5350.733	46.26	2.53	54.0	7.74	AV	106.00	200	Horizontal	Pass
3	5350.550	58.21	2.52	74.0	15.79	Peak	183.00	150	Horizontal	Pass
3**	5350.550	46.61	2.52	54.0	7.39	AV	183.00	150	Horizontal	Pass

U-NII-2A 11ac20 Low Channel

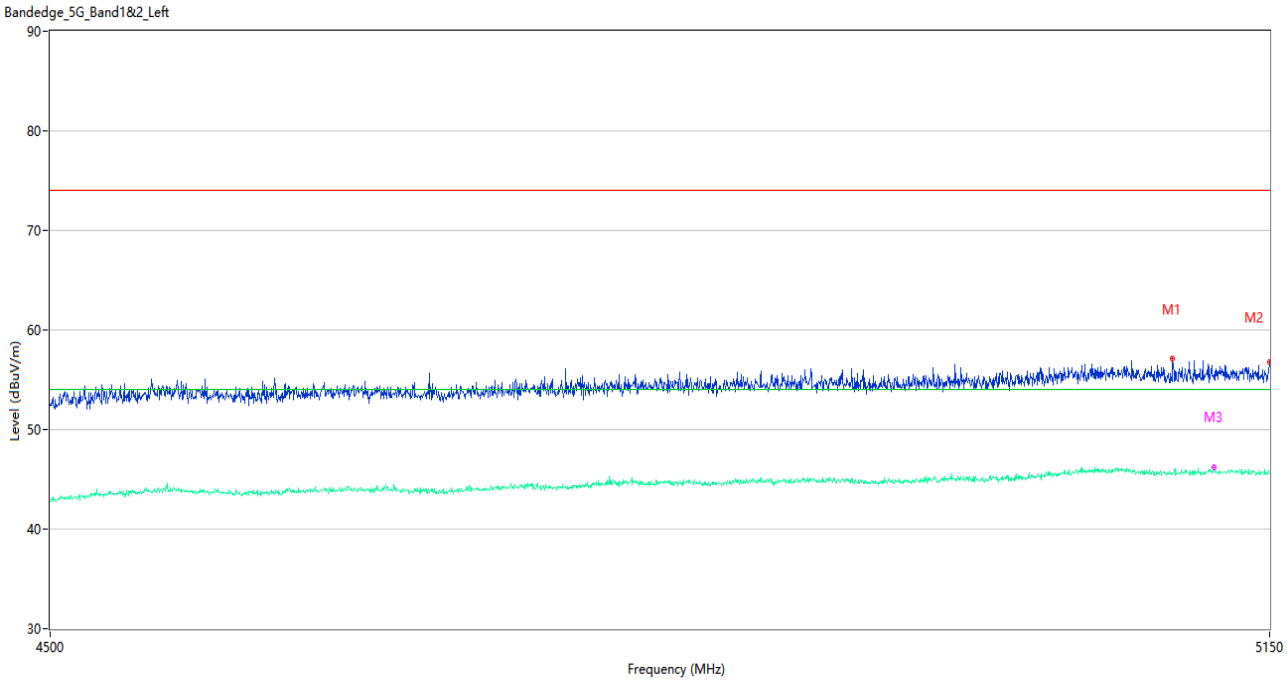

No.	Frequency (MHz)	Results (dBuV/m)	Factor (dB)	Limit (dBuV/m)	Margin (dB)	Detector	Table (Degree)	Height (cm)	Antenna	Verdict
1	5095.075	57.09	2.62	74.0	16.91	Peak	0.00	400	Horizontal	Pass
1**	5095.075	45.51	2.62	54.0	8.49	AV	0.00	400	Horizontal	Pass
2	5150.000	56.79	2.46	74.0	17.21	Peak	163.00	100	Horizontal	Pass
2**	5150.000	45.69	2.46	54.0	8.31	AV	163.00	100	Horizontal	Pass
3	5118.475	55.22	2.58	74.0	18.78	Peak	109.00	150	Horizontal	Pass
3**	5118.475	46.26	2.58	54.0	7.74	AV	109.00	150	Horizontal	Pass

U-NII-2A 11ac20 High Channel

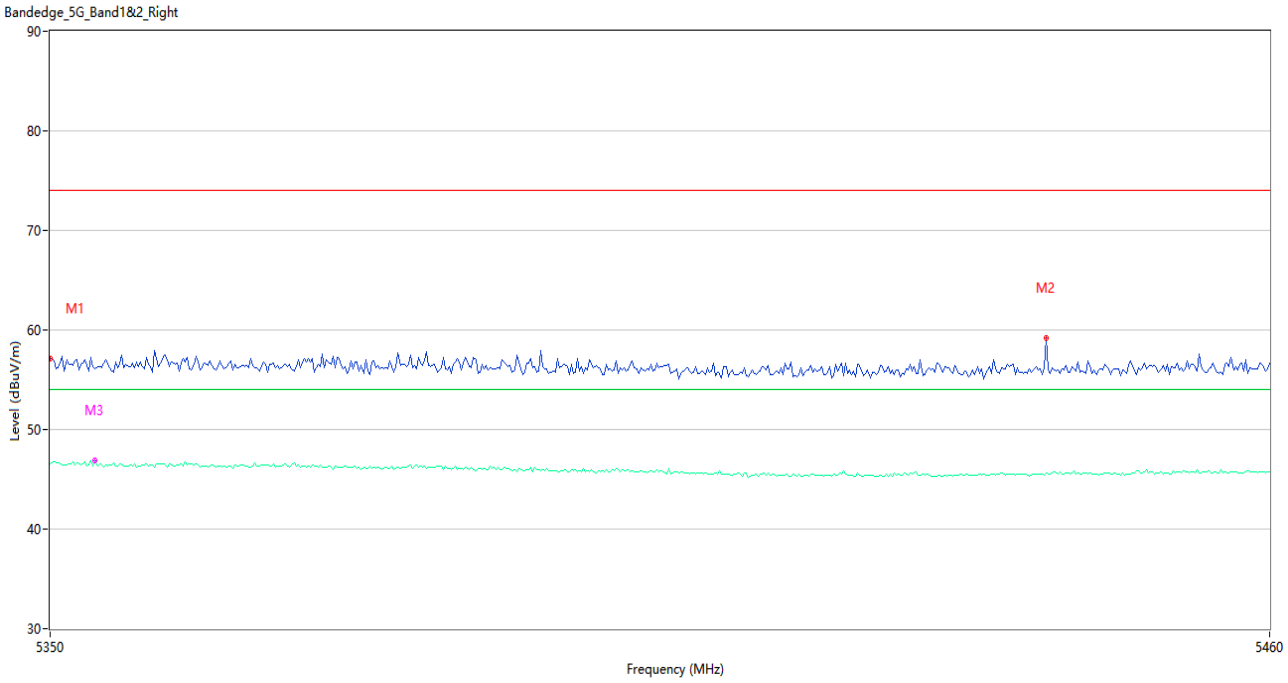

No.	Frequency (MHz)	Results (dBuV/m)	Factor (dB)	Limit (dBuV/m)	Margin (dB)	Detector	Table (Degree)	Height (cm)	Antenna	Verdict
1	5350.000	57.11	2.52	74.0	16.89	Peak	158.00	400	Horizontal	Pass
1**	5350.000	46.51	2.52	54.0	7.49	AV	158.00	400	Horizontal	Pass
2	5439.650	59.22	2.41	74.0	14.78	Peak	115.00	100	Horizontal	Pass
2**	5439.650	45.61	2.41	54.0	8.39	AV	115.00	100	Horizontal	Pass
3	5354.033	56.05	2.50	74.0	17.95	Peak	145.00	150	Horizontal	Pass
3**	5354.033	46.95	2.50	54.0	7.05	AV	145.00	150	Horizontal	Pass

U-NII-2A 11ac40 Low Channel

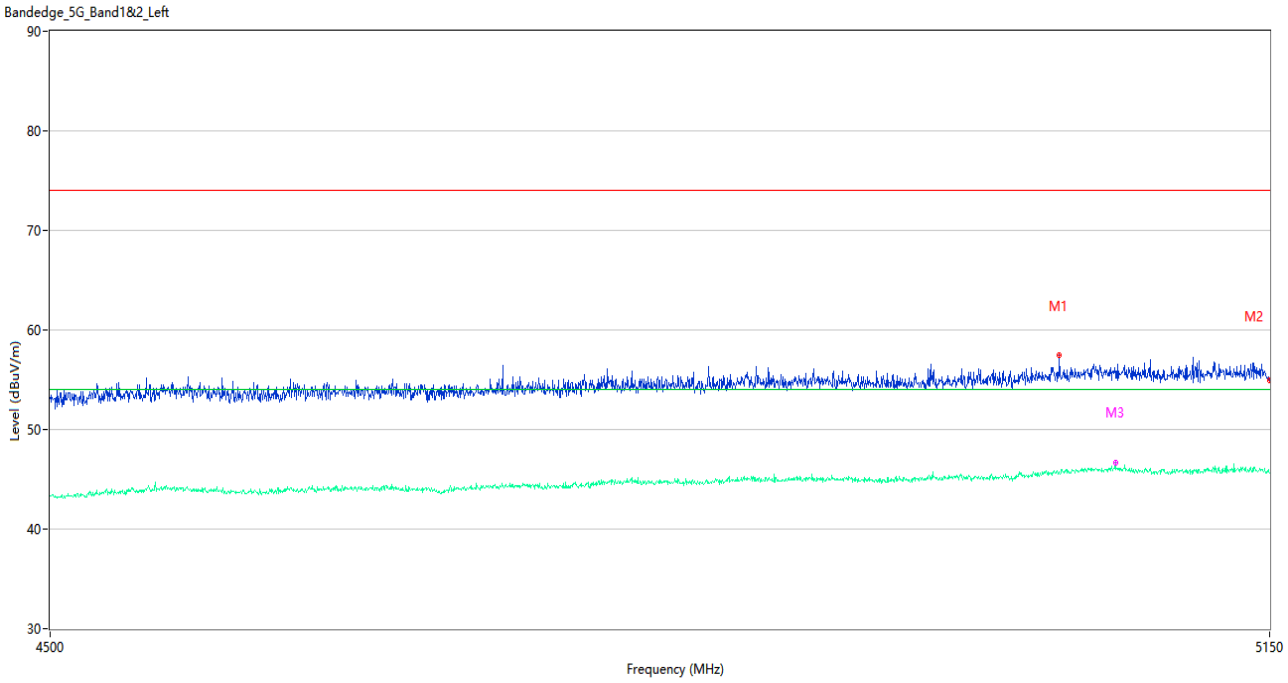

No.	Frequency (MHz)	Results (dBuV/m)	Factor (dB)	Limit (dBuV/m)	Margin (dB)	Detector	Table (Degree)	Height (cm)	Antenna	Verdict
1	5031.700	57.41	2.69	74.0	16.59	Peak	218.00	300	Horizontal	Pass
1**	5031.700	45.67	2.69	54.0	8.33	AV	218.00	300	Horizontal	Pass
2	5150.000	54.90	2.46	74.0	19.10	Peak	262.00	300	Horizontal	Pass
2**	5150.000	45.68	2.46	54.0	8.32	AV	262.00	300	Horizontal	Pass
3	5062.900	55.87	2.65	74.0	18.13	Peak	208.00	150	Horizontal	Pass
3**	5062.900	46.68	2.65	54.0	7.32	AV	208.00	150	Horizontal	Pass

U-NII-2A 11ac40 High Channel

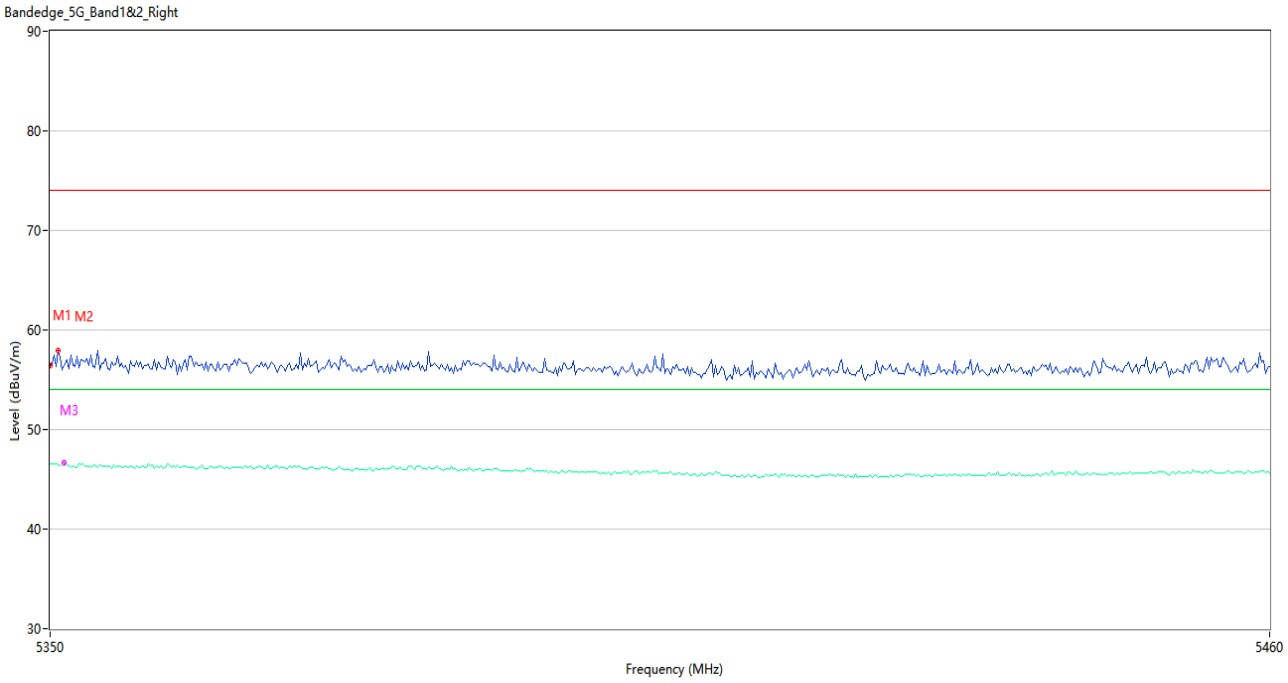

No.	Frequency (MHz)	Results (dBuV/m)	Factor (dB)	Limit (dBuV/m)	Margin (dB)	Detector	Table (Degree)	Height (cm)	Antenna	Verdict
1	5350.000	56.40	2.52	74.0	17.60	Peak	161.00	200	Horizontal	Pass
1**	5350.000	46.50	2.52	54.0	7.50	AV	161.00	200	Horizontal	Pass
2	5350.733	57.93	2.53	74.0	16.07	Peak	130.00	400	Horizontal	Pass
2**	5350.733	46.46	2.53	54.0	7.54	AV	130.00	400	Horizontal	Pass
3	5351.283	56.39	2.52	74.0	17.61	Peak	130.00	150	Horizontal	Pass
3**	5351.283	46.70	2.52	54.0	7.30	AV	130.00	150	Horizontal	Pass

U-NII-2A 11ac80 Middle Channel

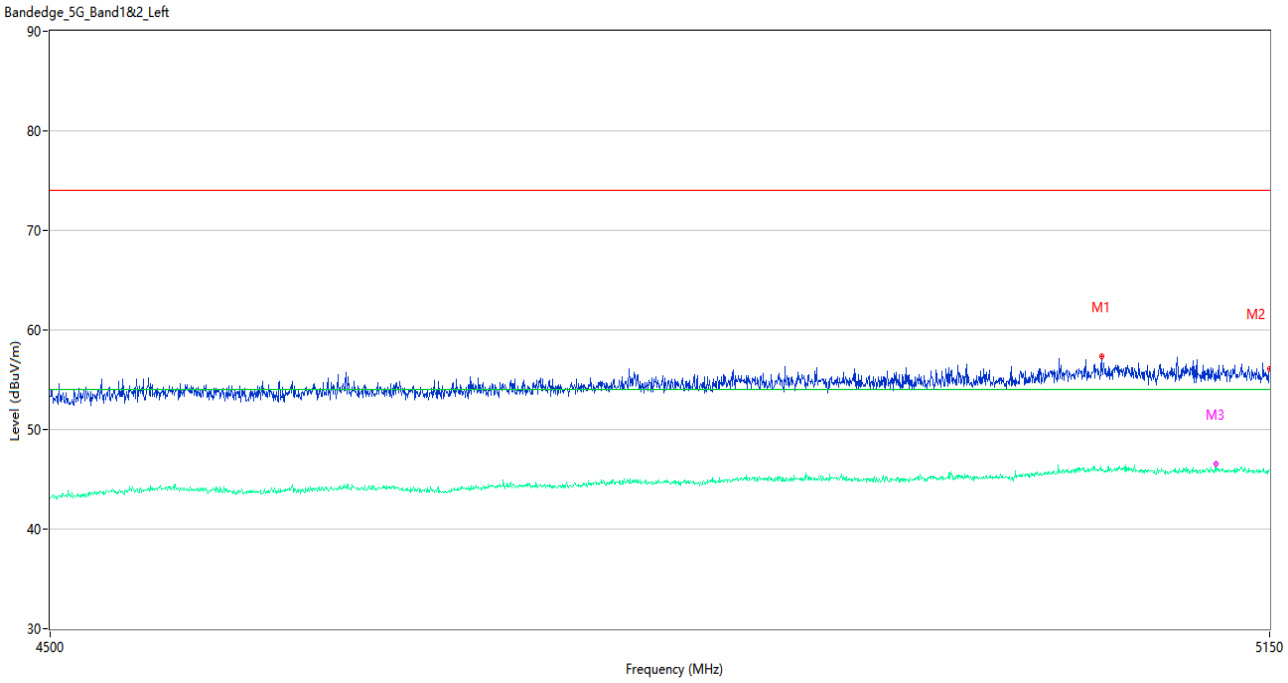

No.	Frequency (MHz)	Results (dBuV/m)	Factor (dB)	Limit (dBuV/m)	Margin (dB)	Detector	Table (Degree)	Height (cm)	Antenna	Verdict
1	5055.100	57.35	2.68	74.0	16.65	Peak	34.00	200	Horizontal	Pass
1**	5055.100	46.00	2.68	54.0	8.00	AV	34.00	200	Horizontal	Pass
2	5150.000	56.10	2.46	74.0	17.90	Peak	178.00	400	Horizontal	Pass
2**	5150.000	45.98	2.46	54.0	8.02	AV	178.00	400	Horizontal	Pass
3	5119.450	54.98	2.58	74.0	19.02	Peak	301.00	150	Horizontal	Pass
3**	5119.450	46.54	2.58	54.0	7.46	AV	301.00	150	Horizontal	Pass

U-NII-2A 11ac80 Middle Channel

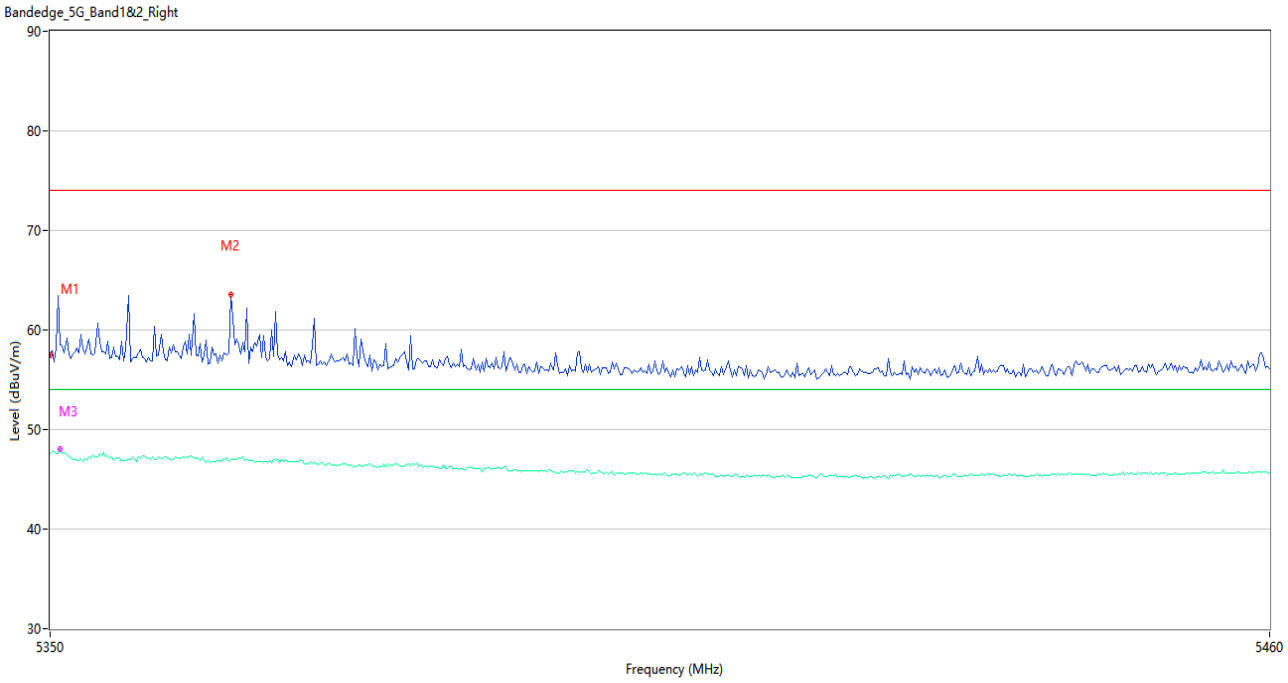

No.	Frequency (MHz)	Results (dBuV/m)	Factor (dB)	Limit (dBuV/m)	Margin (dB)	Detector	Table (Degree)	Height (cm)	Antenna	Verdict
1	5350.000	57.49	2.52	74.0	16.51	Peak	143.00	200	Horizontal	Pass
1**	5350.000	47.63	2.52	54.0	6.37	AV	143.00	200	Horizontal	Pass
2	5366.133	63.55	2.47	74.0	10.45	Peak	158.00	200	Horizontal	Pass
2**	5366.133	47.06	2.47	54.0	6.94	AV	158.00	200	Horizontal	Pass
3	5350.917	58.54	2.53	74.0	15.46	Peak	173.00	150	Horizontal	Pass
3**	5350.917	48.05	2.53	54.0	5.95	AV	173.00	150	Horizontal	Pass

U-NII-2C 11a Low Channel

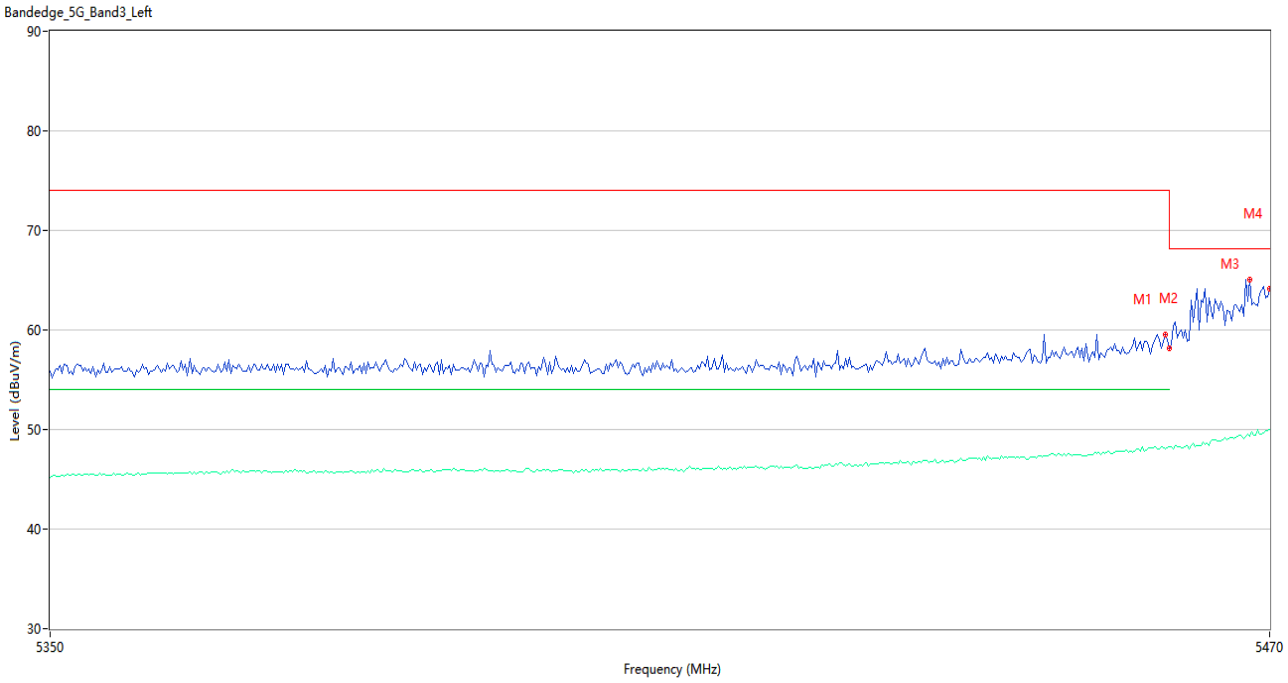

No.	Frequency (MHz)	Results (dBuV/m)	Factor (dB)	Limit (dBuV/m)	Margin (dB)	Detector	Table (Degree)	Height (cm)	Antenna	Verdict
1	5459.600	59.59	2.68	74.0	14.41	Peak	134.00	150	Horizontal	Pass
1**	5459.600	48.04	2.68	54.0	5.96	AV	134.00	150	Horizontal	Pass
2	5460.000	58.19	2.67	74.0	15.81	Peak	140.00	200	Horizontal	Pass
2**	5460.000	48.33	2.67	54.0	5.67	AV	140.00	200	Horizontal	Pass
3	5468.000	65.11	2.78	68.2	3.09	Peak	124.00	150	Horizontal	Pass
3**	5468.000	49.36	2.78	--	--	AV	124.00	150	Horizontal	N/A
4	5470.000	64.14	2.87	68.2	4.06	Peak	148.00	300	Horizontal	Pass
4**	5470.000	49.99	2.87	--	--	AV	148.00	300	Horizontal	N/A

U-NII-2C 11a High Channel

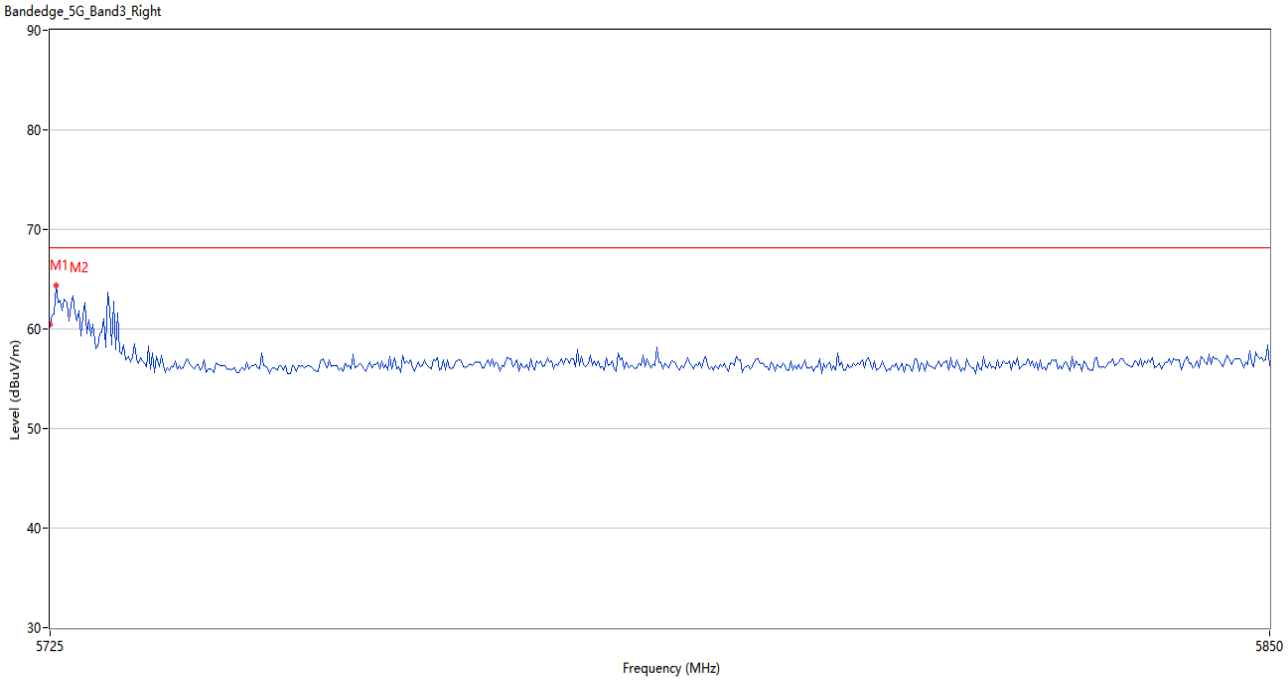

No.	Frequency (MHz)	Results (dBuV/m)	Factor (dB)	Limit (dBuV/m)	Margin (dB)	Detector	Table (Degree)	Height (cm)	Antenna	Verdict
1	5725.000	60.45	1.87	68.2	7.75	Peak	151.00	200	Horizontal	Pass
2	5725.625	64.32	1.91	68.2	3.88	Peak	141.00	300	Horizontal	Pass

U-NII-2C 11n20 Low Channel

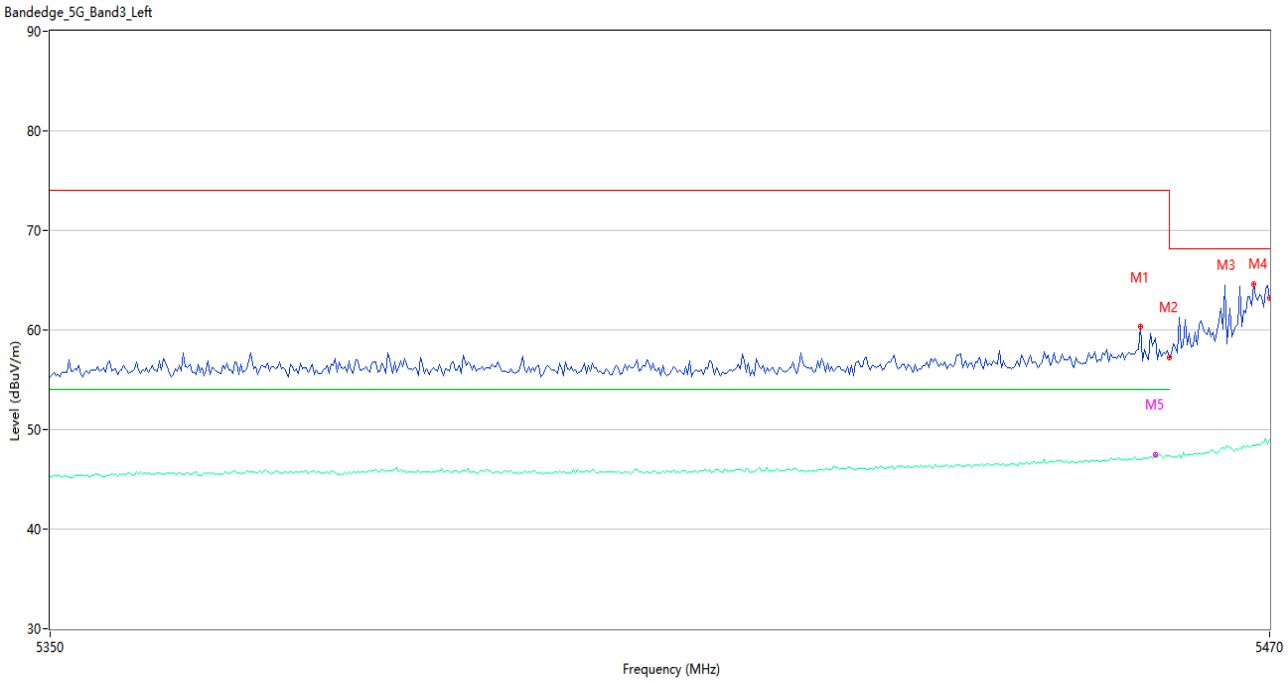

No.	Frequency (MHz)	Results (dBuV/m)	Factor (dB)	Limit (dBuV/m)	Margin (dB)	Detector	Table (Degree)	Height (cm)	Antenna	Verdict
1	5457.200	60.32	2.60	74.0	13.68	Peak	122.00	400	Horizontal	Pass
1**	5457.200	46.97	2.60	54.0	7.03	AV	122.00	400	Horizontal	Pass
2	5460.000	57.28	2.67	74.0	16.72	Peak	108.00	400	Horizontal	Pass
2**	5460.000	47.36	2.67	54.0	6.64	AV	108.00	400	Horizontal	Pass
3	5468.400	64.58	2.80	68.2	3.62	Peak	160.00	300	Horizontal	Pass
3**	5468.400	48.43	2.80	--	--	AV	160.00	300	Horizontal	N/A
4	5470.000	63.23	2.87	68.2	4.97	Peak	124.00	400	Horizontal	Pass
4**	5470.000	48.91	2.87	--	--	AV	124.00	400	Horizontal	N/A
5	5458.600	59.22	2.66	74.0	14.78	Peak	124.00	150	Horizontal	Pass
5**	5458.600	47.45	2.66	54.0	6.55	AV	124.00	150	Horizontal	Pass

U-NII-2C 11n20 High Channel

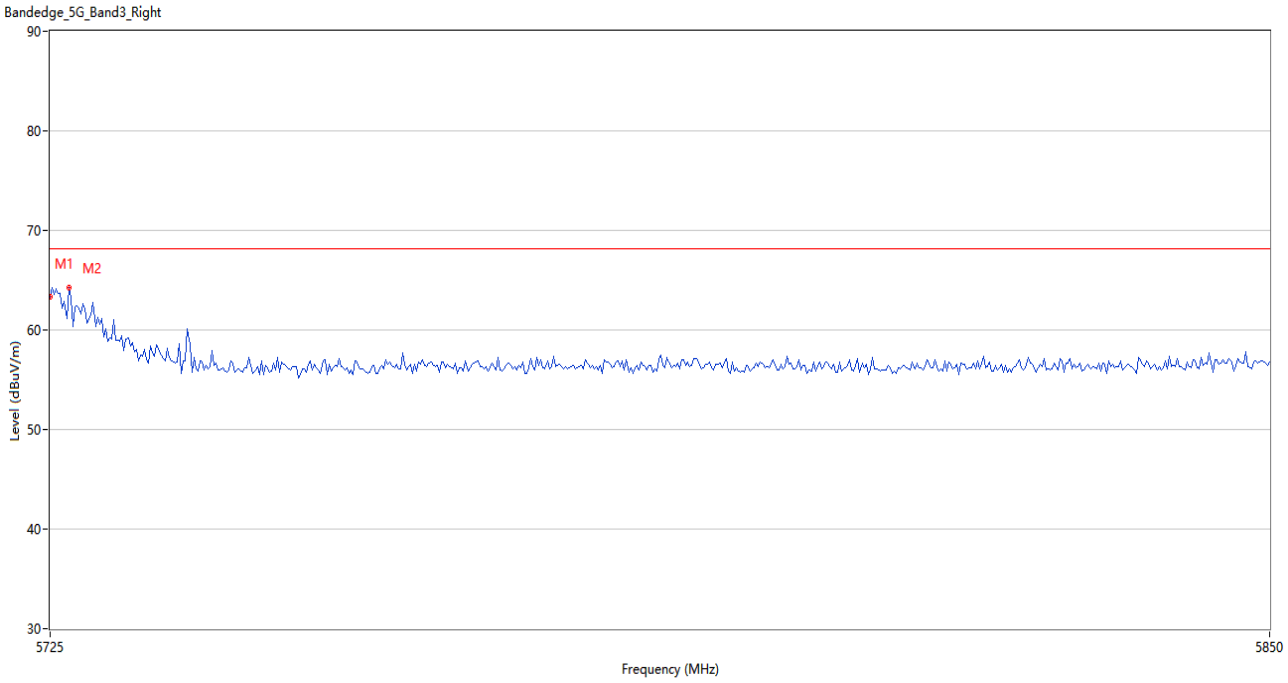

No.	Frequency (MHz)	Results (dBuV/m)	Factor (dB)	Limit (dBuV/m)	Margin (dB)	Detector	Table (Degree)	Height (cm)	Antenna	Verdict
1	5725.000	63.38	1.87	68.2	4.82	Peak	133.00	400	Horizontal	Pass
2	5726.875	64.29	1.98	68.2	3.91	Peak	161.00	200	Horizontal	Pass

U-NII-2C 11n40 Low Channel

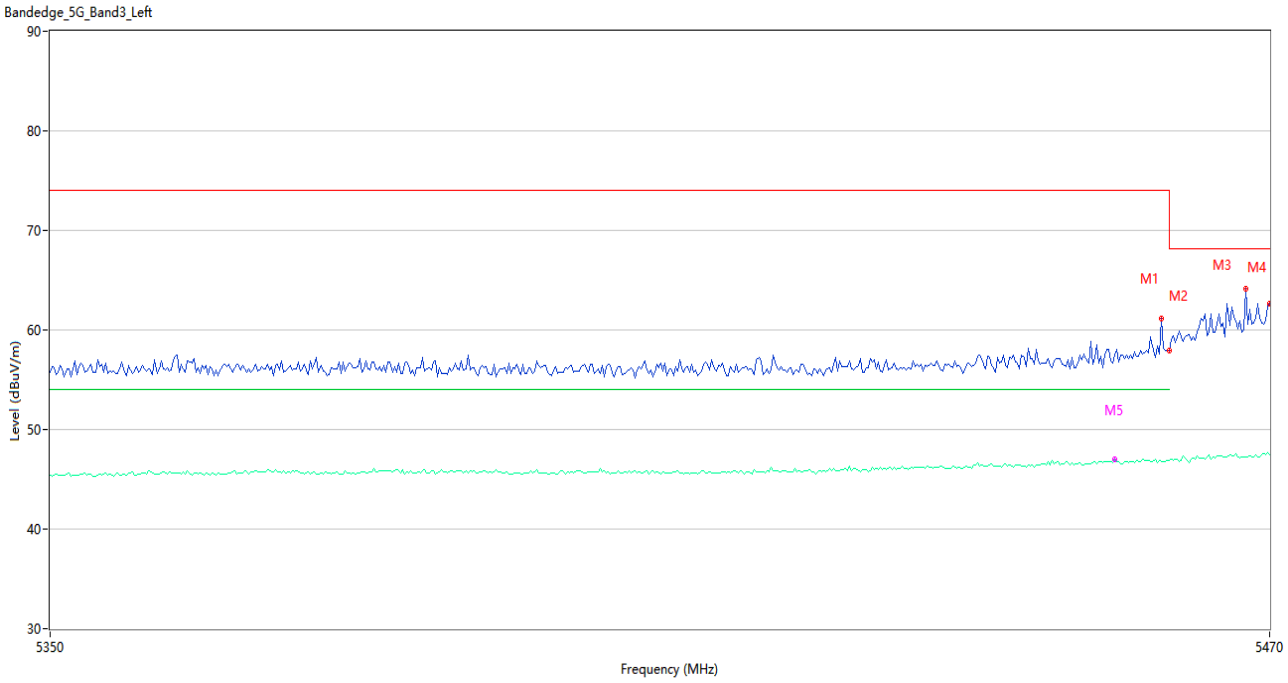

No.	Frequency (MHz)	Results (dBuV/m)	Factor (dB)	Limit (dBuV/m)	Margin (dB)	Detector	Table (Degree)	Height (cm)	Antenna	Verdict
1	5459.200	61.19	2.69	74.0	12.81	Peak	173.00	200	Horizontal	Pass
1**	5459.200	46.76	2.69	54.0	7.24	AV	173.00	200	Horizontal	Pass
2	5460.000	57.92	2.67	74.0	16.08	Peak	143.00	100	Horizontal	Pass
2**	5460.000	46.93	2.67	54.0	7.07	AV	143.00	100	Horizontal	Pass
3	5467.600	64.13	2.77	68.2	4.07	Peak	111.00	200	Horizontal	Pass
3**	5467.600	47.24	2.77	--	--	AV	111.00	200	Horizontal	N/A
4	5470.000	62.63	2.87	68.2	5.57	Peak	122.00	200	Horizontal	Pass
4**	5470.000	47.47	2.87	--	--	AV	122.00	200	Horizontal	N/A
5	5454.600	57.45	2.61	74.0	16.55	Peak	124.00	150	Horizontal	Pass
5**	5454.600	46.96	2.61	54.0	7.04	AV	124.00	150	Horizontal	Pass

U-NII-2C 11n40 High Channel

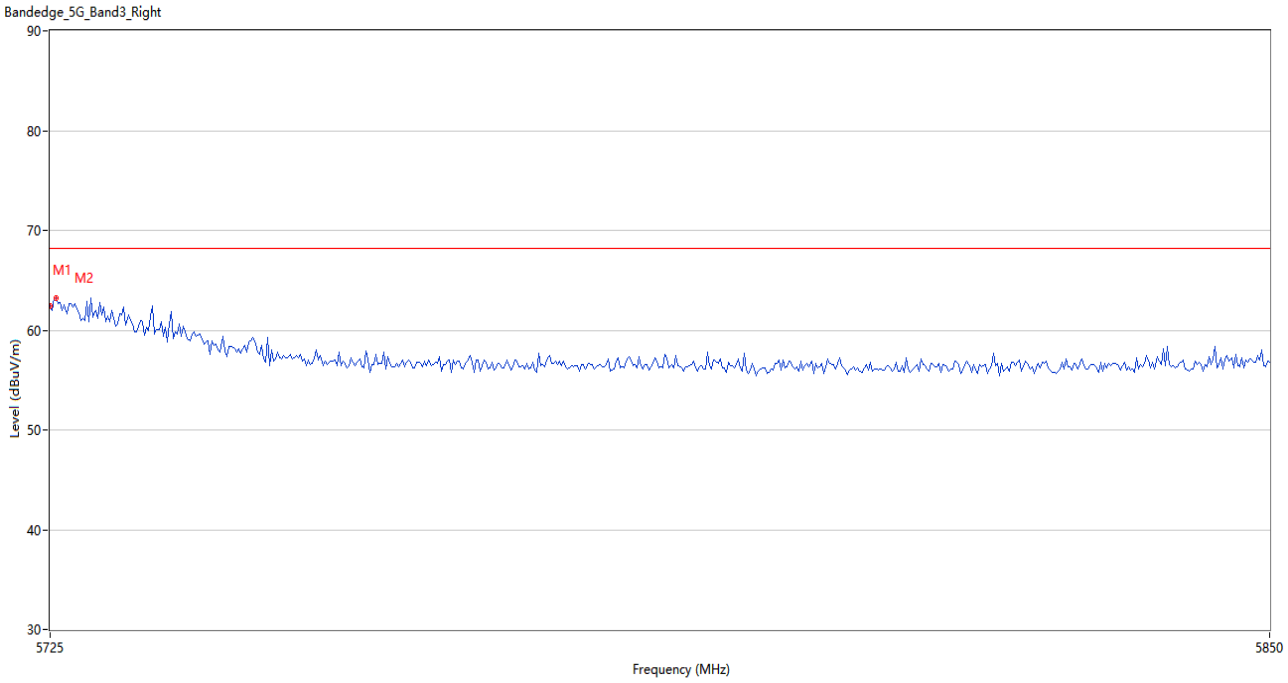

No.	Frequency (MHz)	Results (dBuV/m)	Factor (dB)	Limit (dBuV/m)	Margin (dB)	Detector	Table (Degree)	Height (cm)	Antenna	Verdict
1	5725.000	62.48	1.87	68.2	5.72	Peak	155.00	100	Horizontal	Pass
2	5725.625	63.27	1.91	68.2	4.93	Peak	163.00	100	Horizontal	Pass

U-NII-2C 11ac20 Low Channel

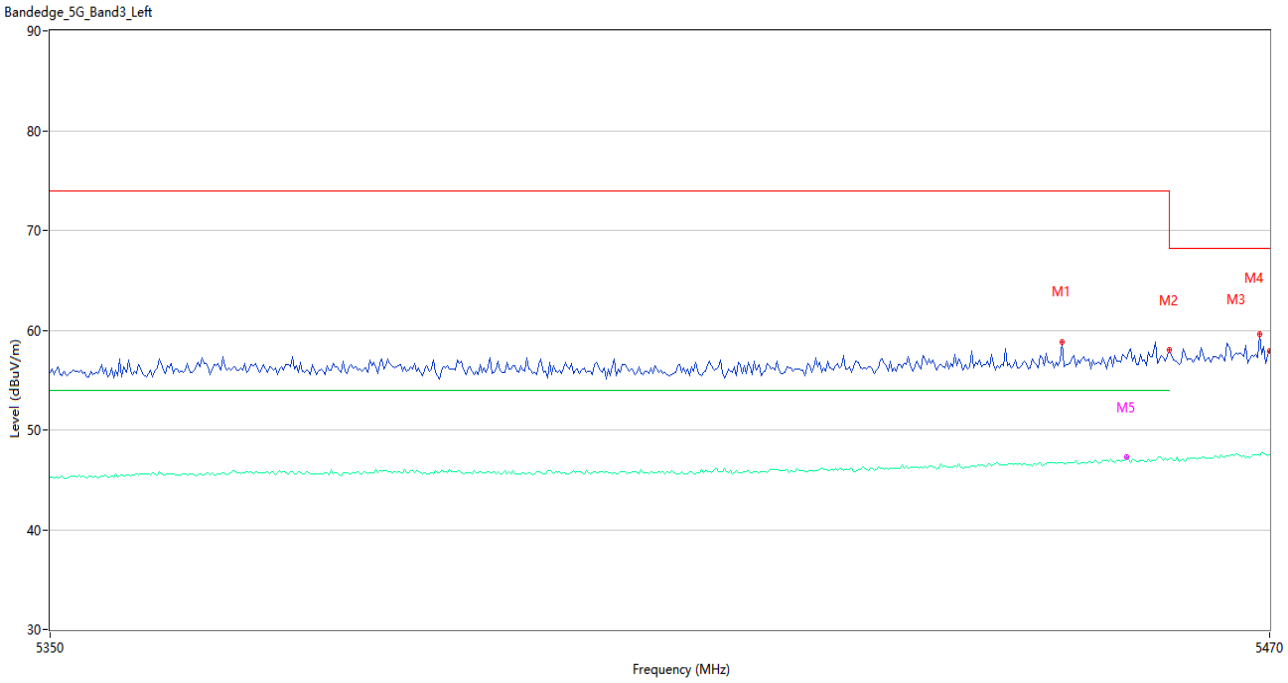

No.	Frequency (MHz)	Results (dBuV/m)	Factor (dB)	Limit (dBuV/m)	Margin (dB)	Detector	Table (Degree)	Height (cm)	Antenna	Verdict
1	5449.400	58.86	2.53	74.0	15.14	Peak	145.00	400	Horizontal	Pass
1**	5449.400	46.73	2.53	54.0	7.27	AV	145.00	400	Horizontal	Pass
2	5460.000	58.04	2.67	74.0	15.96	Peak	145.00	300	Horizontal	Pass
2**	5460.000	47.03	2.67	54.0	6.97	AV	145.00	300	Horizontal	Pass
3	5469.000	59.64	2.83	68.2	8.56	Peak	147.00	100	Horizontal	Pass
3**	5469.000	47.44	2.83	--	--	AV	147.00	100	Horizontal	N/A
4	5470.000	57.86	2.87	68.2	10.34	Peak	102.00	400	Horizontal	Pass
4**	5470.000	47.48	2.87	--	--	AV	102.00	400	Horizontal	N/A
5	5455.800	57.12	2.61	74.0	16.88	Peak	142.00	150	Horizontal	Pass
5**	5455.800	47.34	2.61	54.0	6.66	AV	142.00	150	Horizontal	Pass

U-NII-2C 11ac20 High Channel

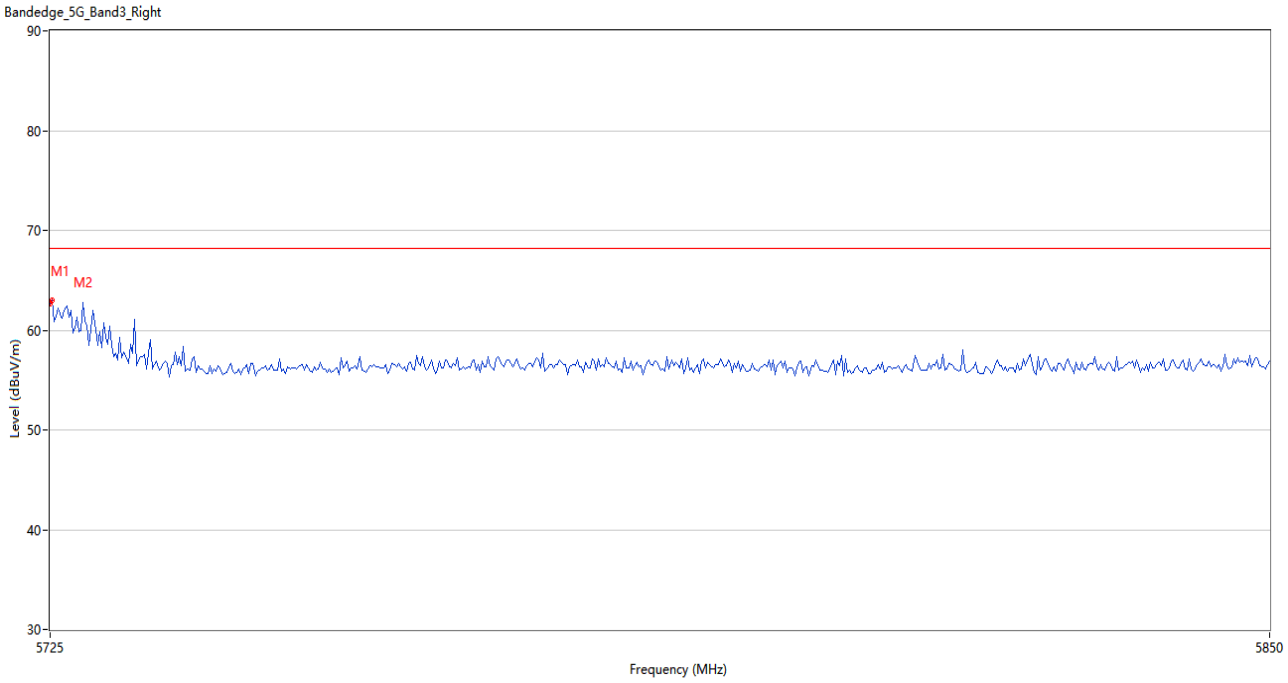

No.	Frequency (MHz)	Results (dBuV/m)	Factor (dB)	Limit (dBuV/m)	Margin (dB)	Detector	Table (Degree)	Height (cm)	Antenna	Verdict
1	5725.000	62.62	1.87	68.2	5.58	Peak	136.00	300	Horizontal	Pass
2	5725.209	63.03	1.89	68.2	5.17	Peak	155.00	200	Horizontal	Pass

U-NII-2C 11ac40 Low Channel

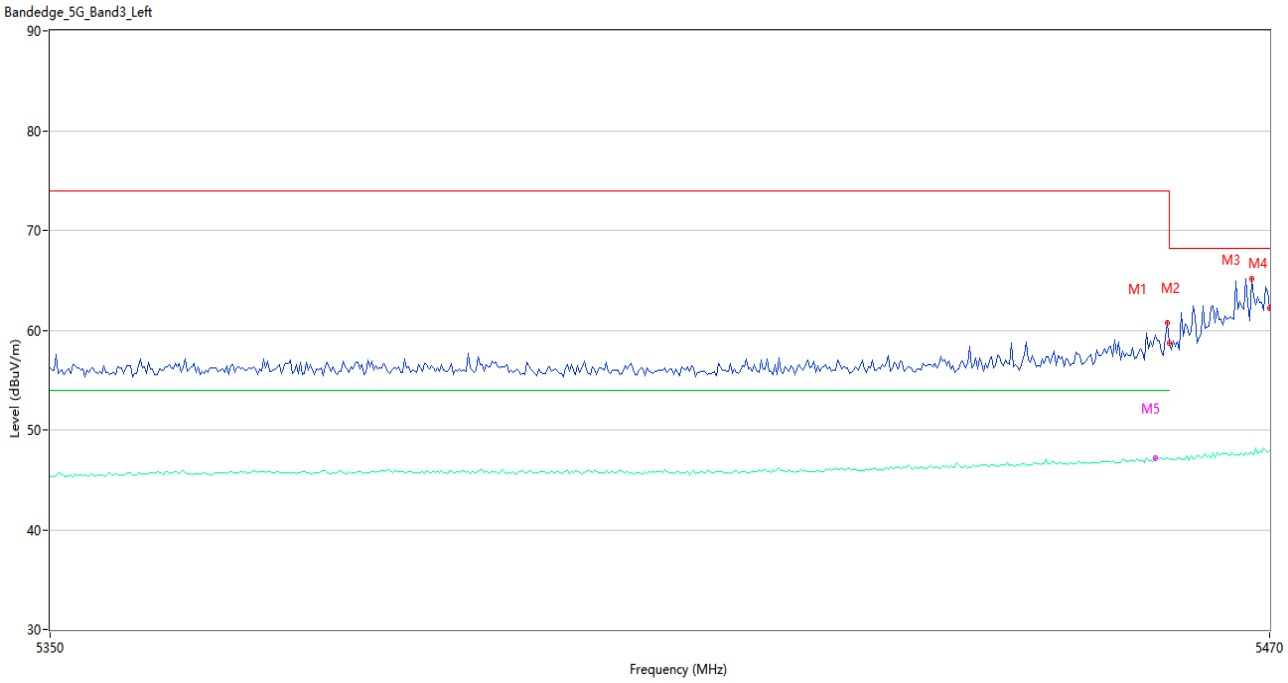

No.	Frequency (MHz)	Results (dBuV/m)	Factor (dB)	Limit (dBuV/m)	Margin (dB)	Detector	Table (Degree)	Height (cm)	Antenna	Verdict
1	5459.800	60.68	2.67	74.0	13.32	Peak	155.00	200	Horizontal	Pass
1**	5459.800	47.18	2.67	54.0	6.82	AV	155.00	200	Horizontal	Pass
2	5460.000	58.68	2.67	74.0	15.32	Peak	122.00	400	Horizontal	Pass
2**	5460.000	47.10	2.67	54.0	6.90	AV	122.00	400	Horizontal	Pass
3	5468.200	65.19	2.79	68.2	3.01	Peak	189.00	200	Horizontal	Pass
3**	5468.200	47.78	2.79	--	--	AV	189.00	200	Horizontal	N/A
4	5470.000	62.19	2.87	68.2	6.01	Peak	117.00	400	Horizontal	Pass
4**	5470.000	47.98	2.87	--	--	AV	117.00	400	Horizontal	N/A
5	5458.600	59.51	2.66	74.0	14.49	Peak	161.00	150	Horizontal	Pass
5**	5458.600	47.19	2.66	54.0	6.81	AV	161.00	150	Horizontal	Pass

U-NII-2C 11ac40 High Channel

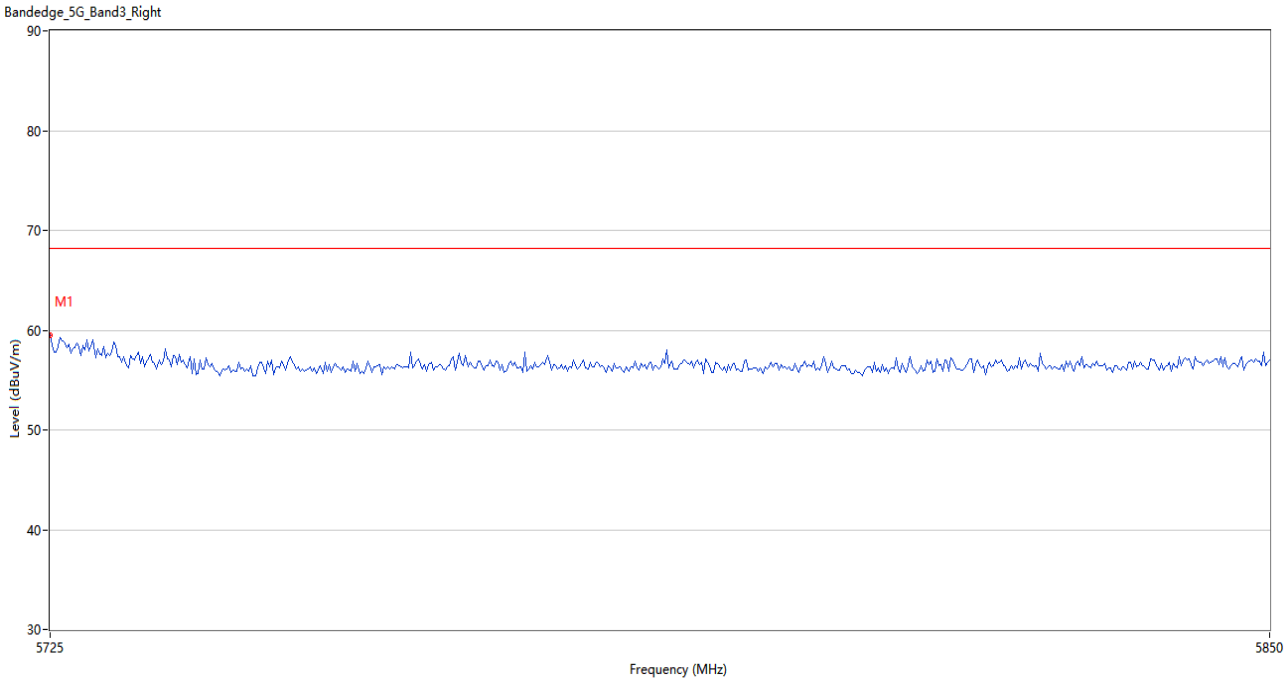

No.	Frequency (MHz)	Results (dBuV/m)	Factor (dB)	Limit (dBuV/m)	Margin (dB)	Detector	Table (Degree)	Height (cm)	Antenna	Verdict
1	5725.000	59.46	1.87	68.2	8.74	Peak	156.00	100	Horizontal	Pass

U-NII-2C 11ac80 Low Channel

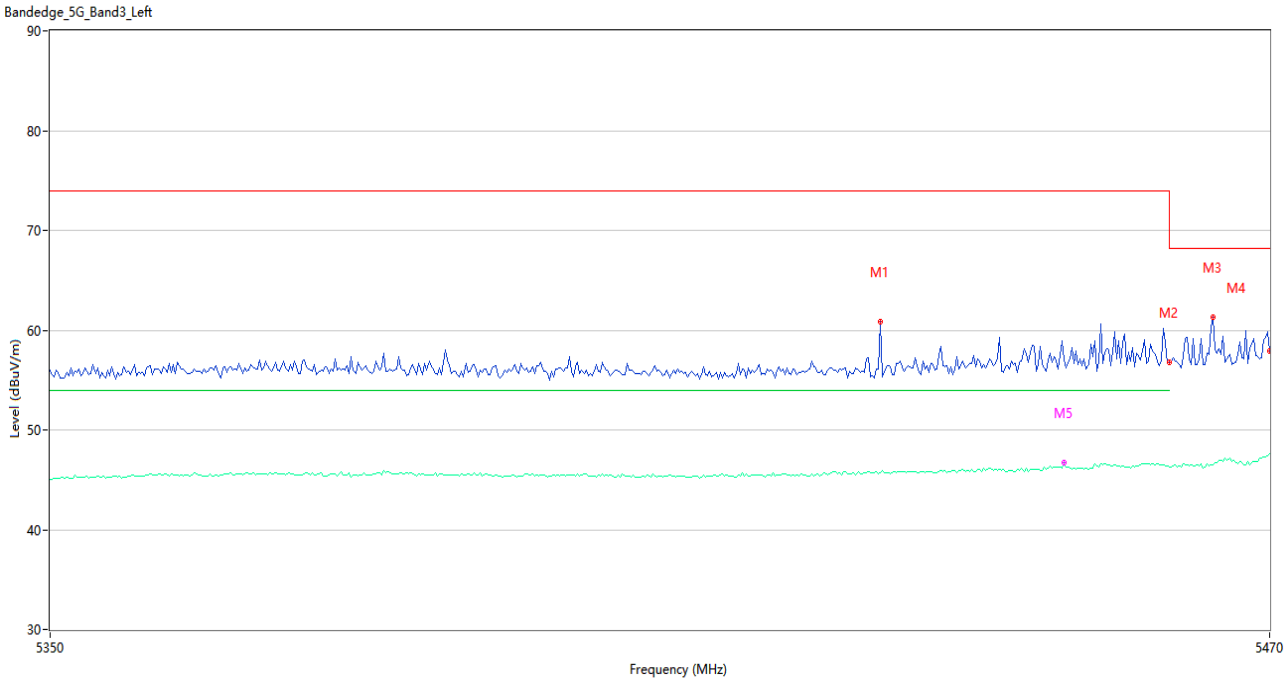

No.	Frequency (MHz)	Results (dBuV/m)	Factor (dB)	Limit (dBuV/m)	Margin (dB)	Detector	Table (Degree)	Height (cm)	Antenna	Verdict
1	5431.400	60.83	2.33	74.0	13.17	Peak	147.00	300	Horizontal	Pass
1**	5431.400	45.76	2.33	54.0	8.24	AV	147.00	300	Horizontal	Pass
2	5460.000	56.80	2.67	74.0	17.20	Peak	138.00	300	Horizontal	Pass
2**	5460.000	46.29	2.67	54.0	7.71	AV	138.00	300	Horizontal	Pass
3	5464.400	61.29	2.77	68.2	6.91	Peak	158.00	300	Horizontal	Pass
3**	5464.400	46.45	2.77	--	--	AV	158.00	300	Horizontal	N/A
4	5470.000	57.92	2.87	68.2	10.28	Peak	162.00	400	Horizontal	Pass
4**	5470.000	47.63	2.87	--	--	AV	162.00	400	Horizontal	N/A
5	5449.600	56.96	2.52	74.0	17.04	Peak	162.00	150	Horizontal	Pass
5**	5449.600	46.68	2.52	54.0	7.32	AV	162.00	150	Horizontal	Pass

U-NII-2C 11ac80 High Channel

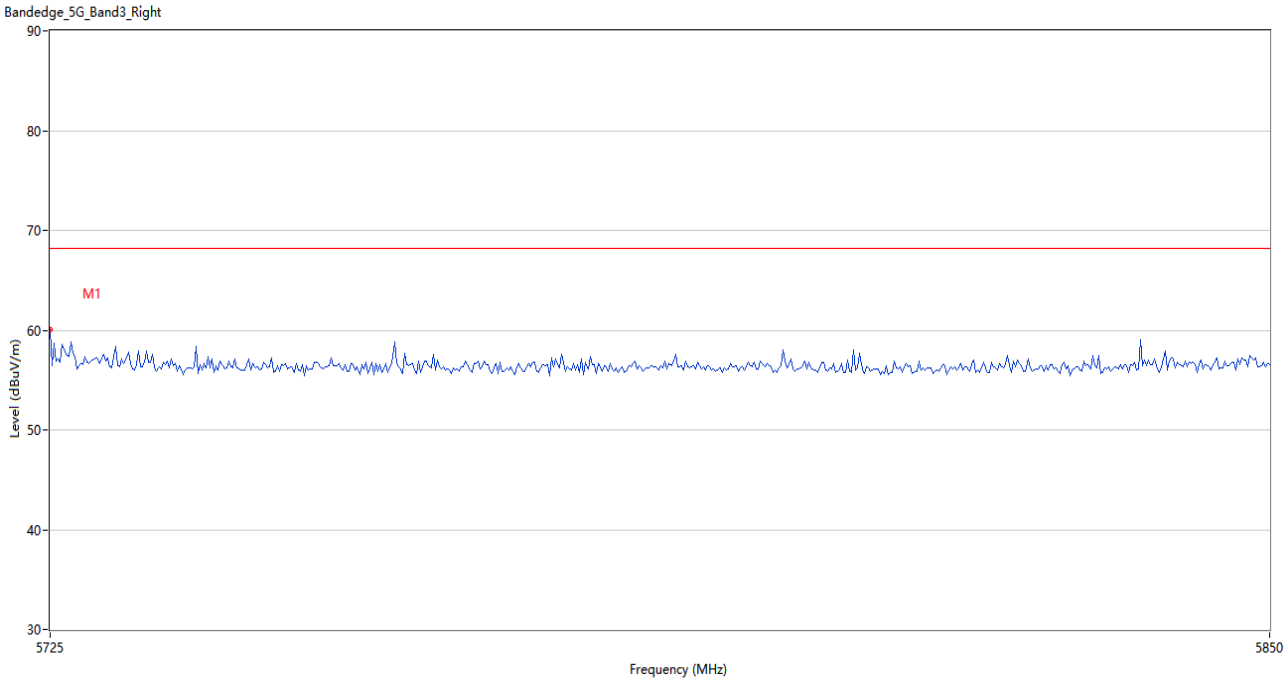

No.	Frequency (MHz)	Results (dBuV/m)	Factor (dB)	Limit (dBuV/m)	Margin (dB)	Detector	Table (Degree)	Height (cm)	Antenna	Verdict
1	5725.000	60.04	1.87	68.2	8.16	Peak	164.00	100	Horizontal	Pass

U-NII-3 11a Low Channel

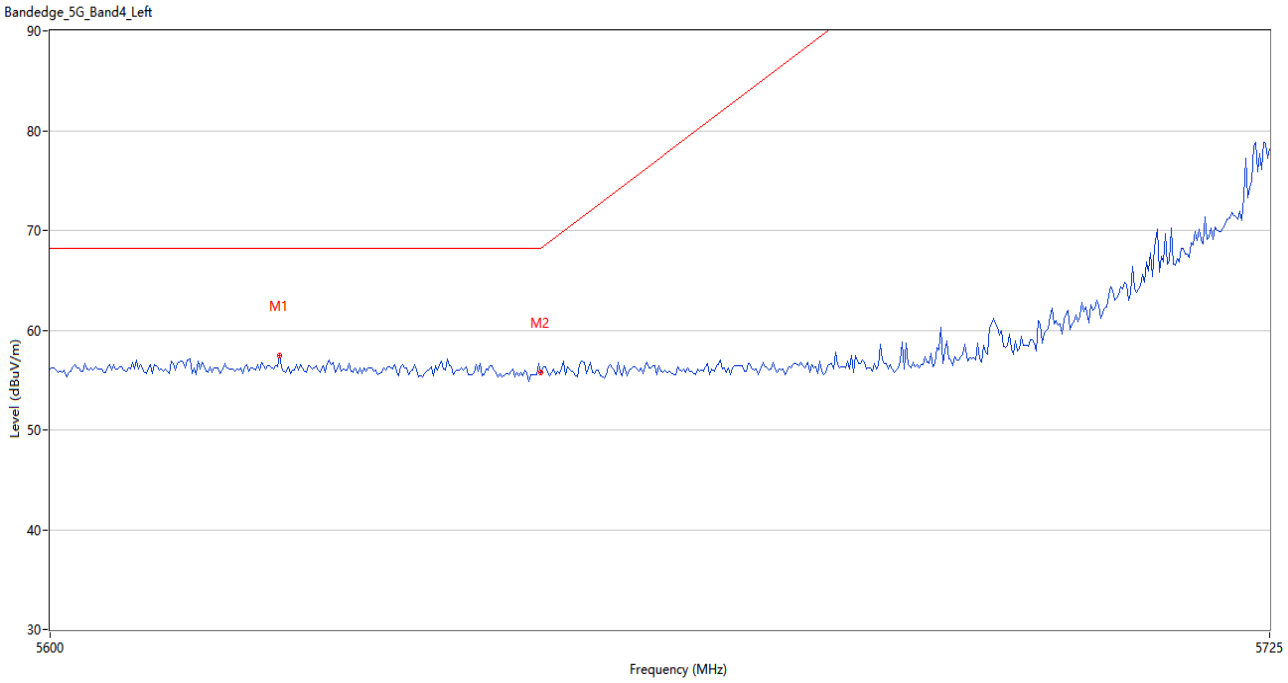

No.	Frequency (MHz)	Results (dBuV/m)	Factor (dB)	Limit (dBuV/m)	Margin (dB)	Detector	Table (Degree)	Height (cm)	Antenna	Verdict
1	5623.333	57.45	2.53	68.2	10.75	Peak	10.00	400	Vertical	Pass
2	5650.000	55.74	2.28	68.2	12.46	Peak	4.00	100	Vertical	Pass

U-NII-3 11a High Channel

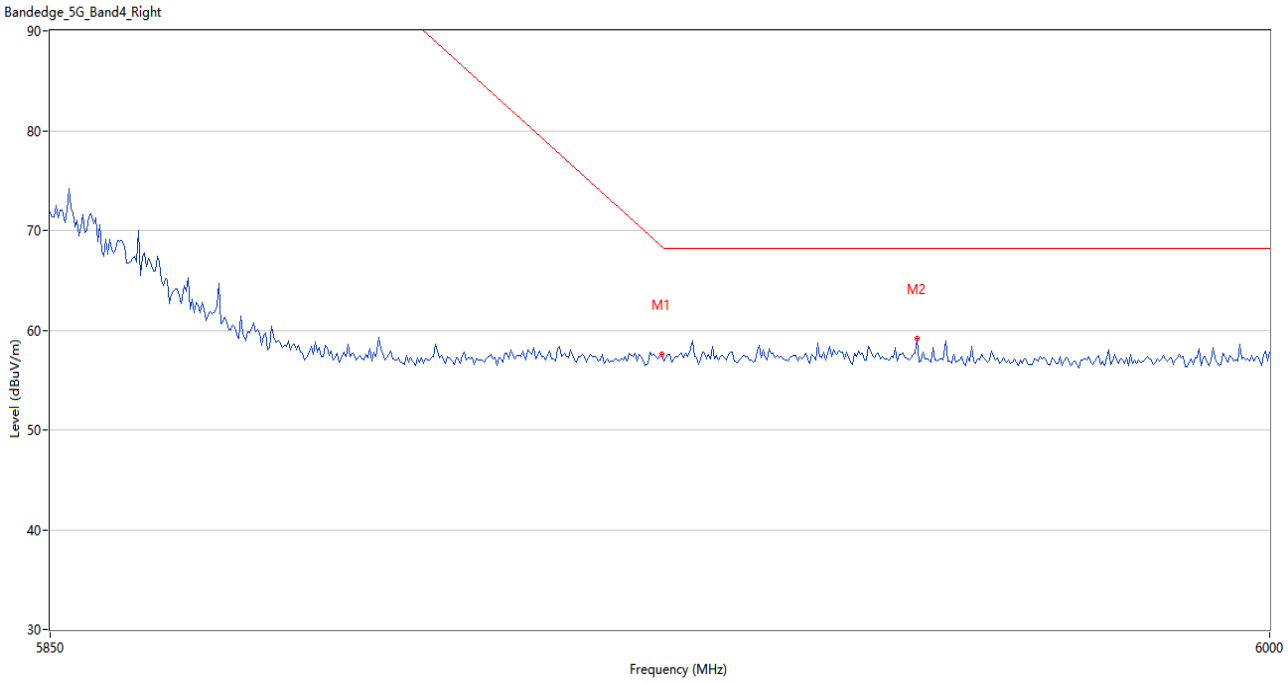

No.	Frequency (MHz)	Results (dBuV/m)	Factor (dB)	Limit (dBuV/m)	Margin (dB)	Detector	Table (Degree)	Height (cm)	Antenna	Verdict
1	5924.750	57.56	3.75	68.4	10.84	Peak	271.00	400	Vertical	Pass
2	5956.250	59.12	3.71	68.2	9.08	Peak	206.00	400	Vertical	Pass

U-NII-3 11n20 Low Channel

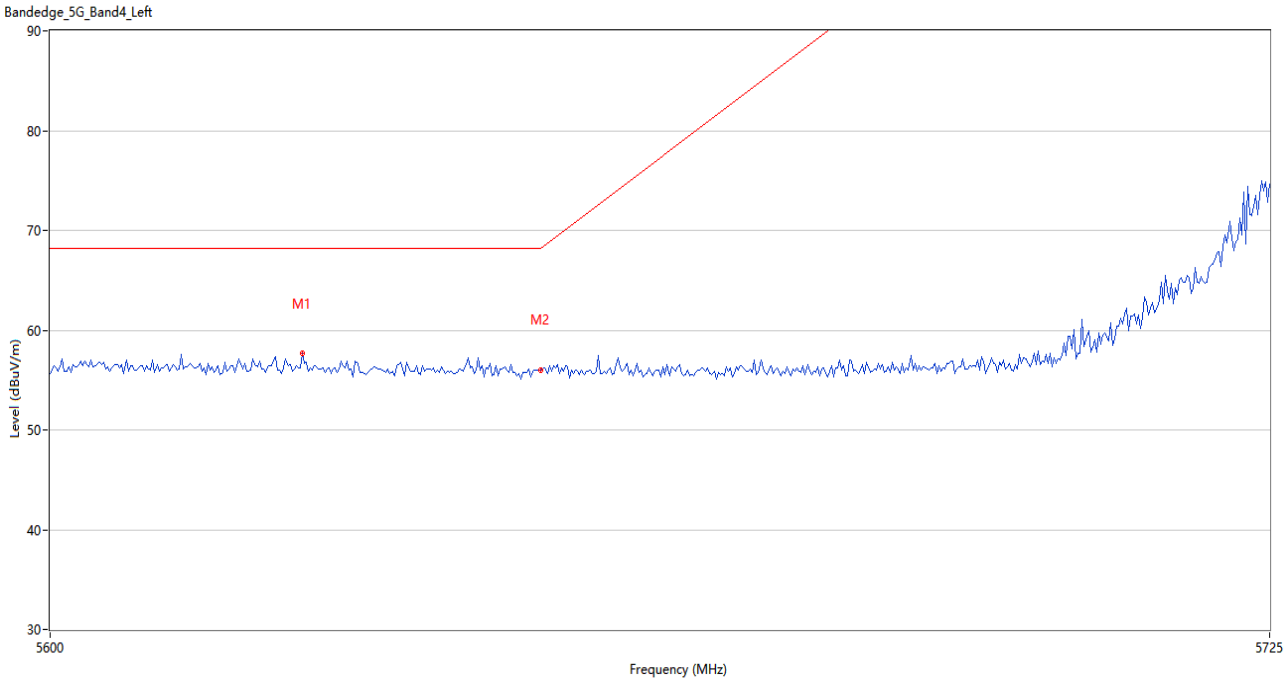

No.	Frequency (MHz)	Results (dBuV/m)	Factor (dB)	Limit (dBuV/m)	Margin (dB)	Detector	Table (Degree)	Height (cm)	Antenna	Verdict
1	5625.625	57.65	2.56	68.2	10.55	Peak	271.00	200	Vertical	Pass
2	5650.000	56.04	2.28	68.2	12.16	Peak	21.00	300	Vertical	Pass

U-NII-3 11n20 High Channel

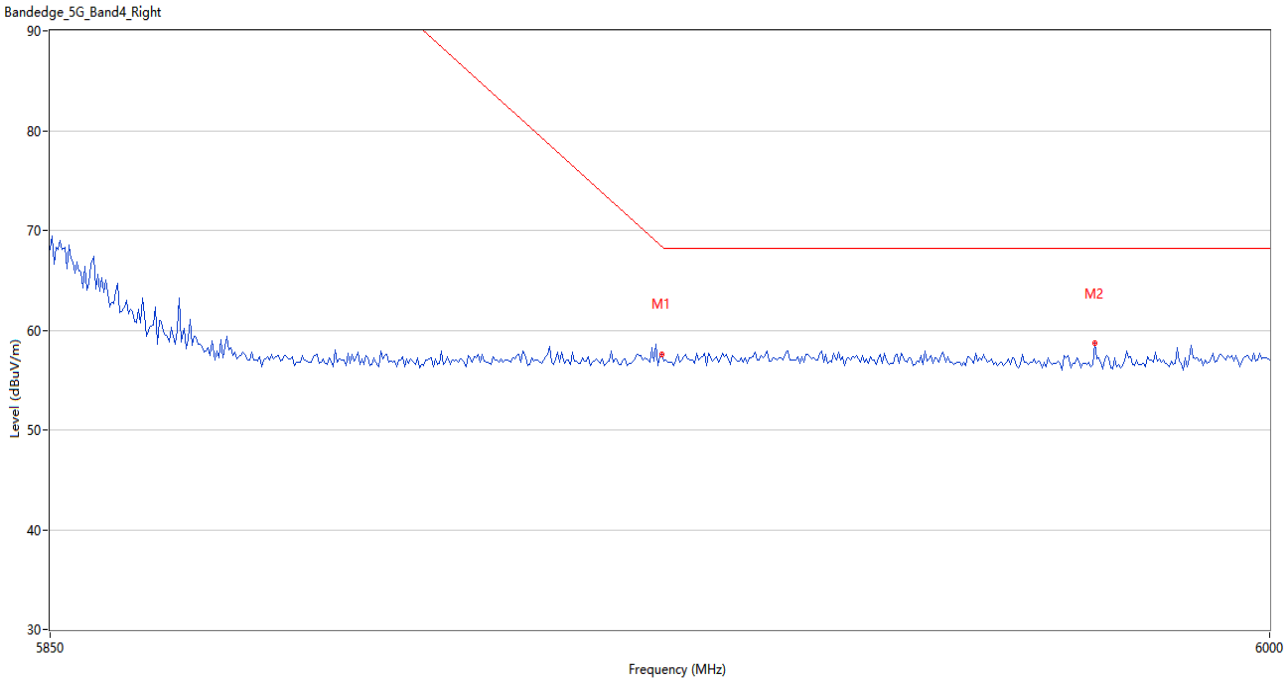

No.	Frequency (MHz)	Results (dBuV/m)	Factor (dB)	Limit (dBuV/m)	Margin (dB)	Detector	Table (Degree)	Height (cm)	Antenna	Verdict
1	5924.750	57.62	3.75	68.4	10.78	Peak	333.00	400	Vertical	Pass
2	5978.250	58.72	3.55	68.2	9.48	Peak	82.00	200	Vertical	Pass

U-NII-3 11n40 Low Channel

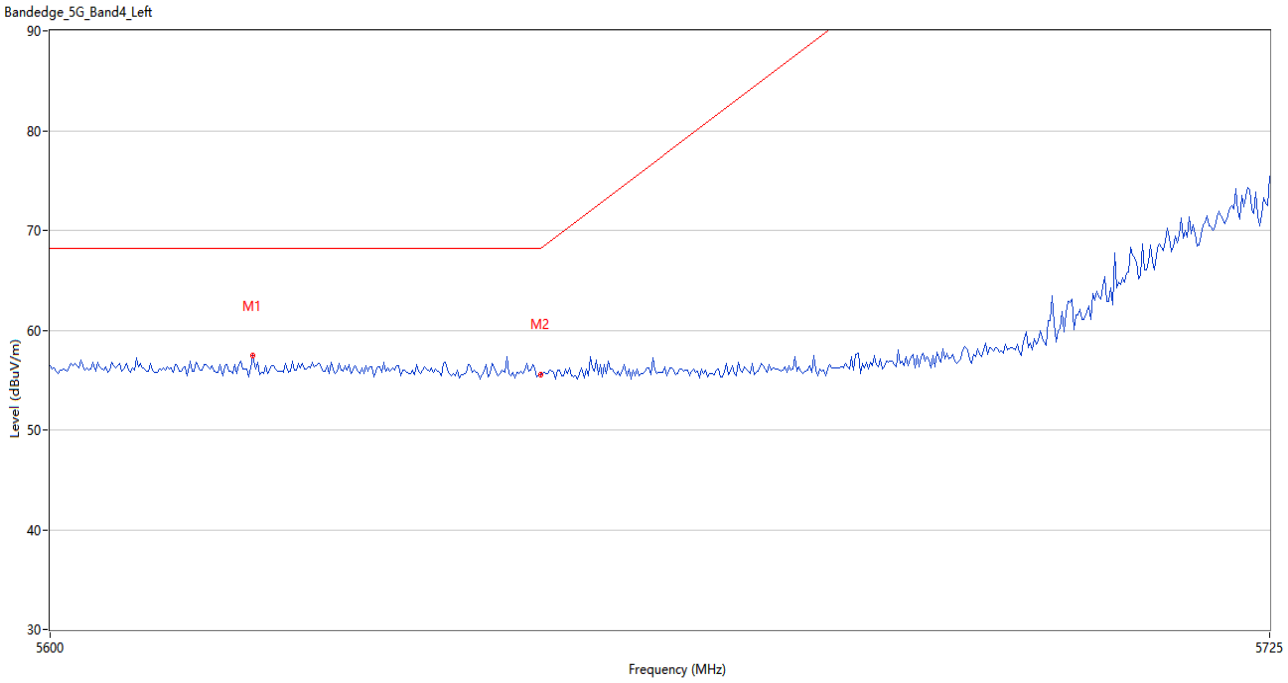

No.	Frequency (MHz)	Results (dBuV/m)	Factor (dB)	Limit (dBuV/m)	Margin (dB)	Detector	Table (Degree)	Height (cm)	Antenna	Verdict
1	5620.625	57.46	2.53	68.2	10.74	Peak	335.00	400	Vertical	Pass
2	5650.000	55.58	2.28	68.2	12.62	Peak	281.00	100	Vertical	Pass

U-NII-3 11n40 High Channel

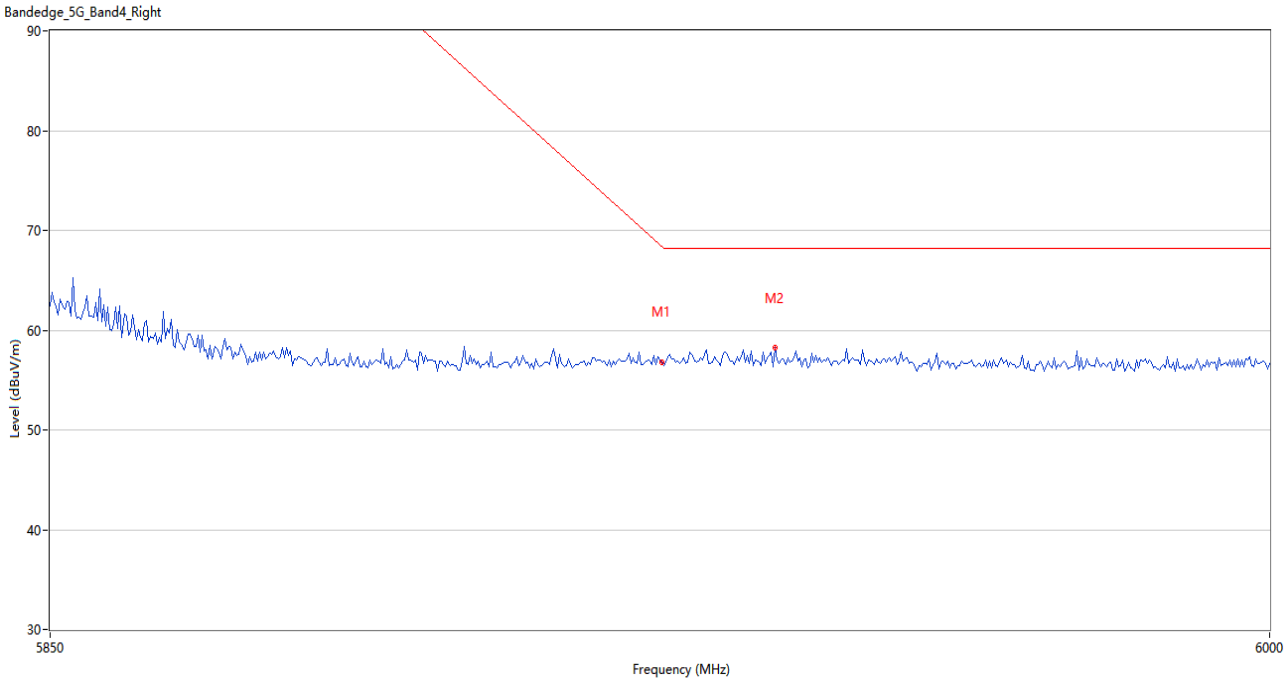

No.	Frequency (MHz)	Results (dBuV/m)	Factor (dB)	Limit (dBuV/m)	Margin (dB)	Detector	Table (Degree)	Height (cm)	Antenna	Verdict
1	5924.750	56.82	3.75	68.4	11.58	Peak	263.00	100	Vertical	Pass
2	5938.750	58.24	3.83	68.2	9.96	Peak	353.00	400	Vertical	Pass

U-NII-3 11ac20 Low Channel

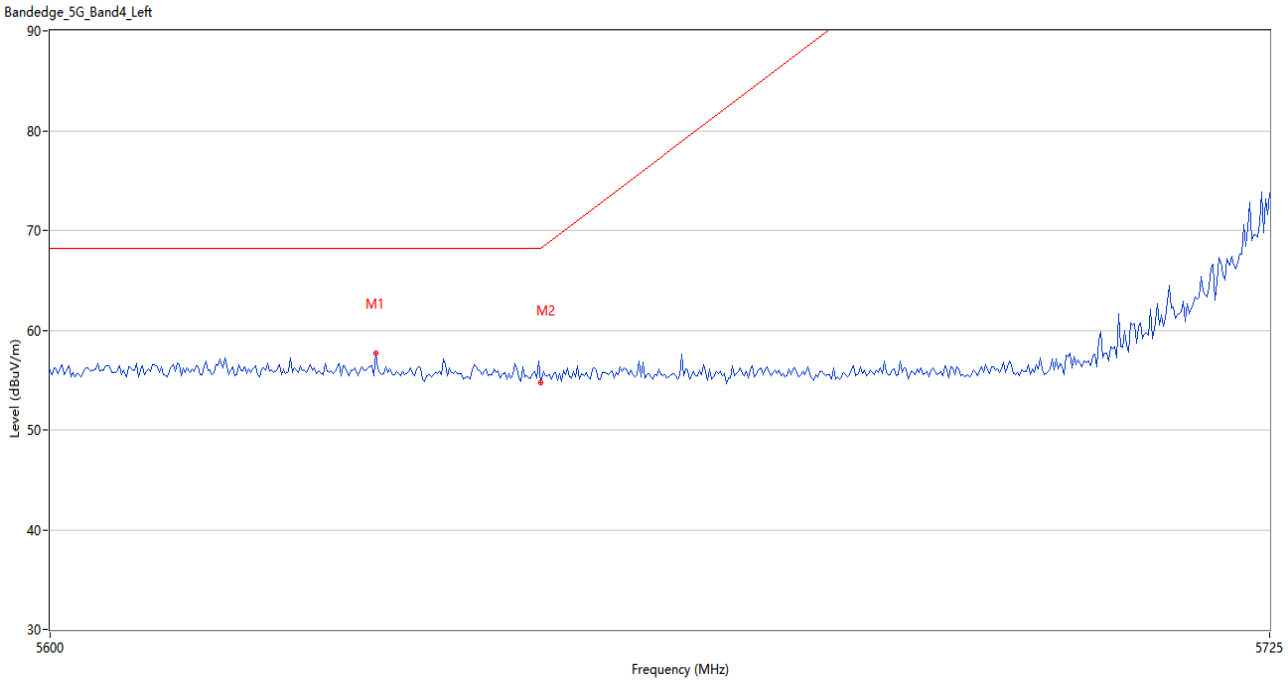

No.	Frequency (MHz)	Results (dBuV/m)	Factor (dB)	Limit (dBuV/m)	Margin (dB)	Detector	Table (Degree)	Height (cm)	Antenna	Verdict
1	5633.125	57.64	2.45	68.2	10.56	Peak	277.00	100	Vertical	Pass
2	5650.000	54.78	2.28	68.2	13.42	Peak	32.00	200	Vertical	Pass

U-NII-3 11ac20 High Channel

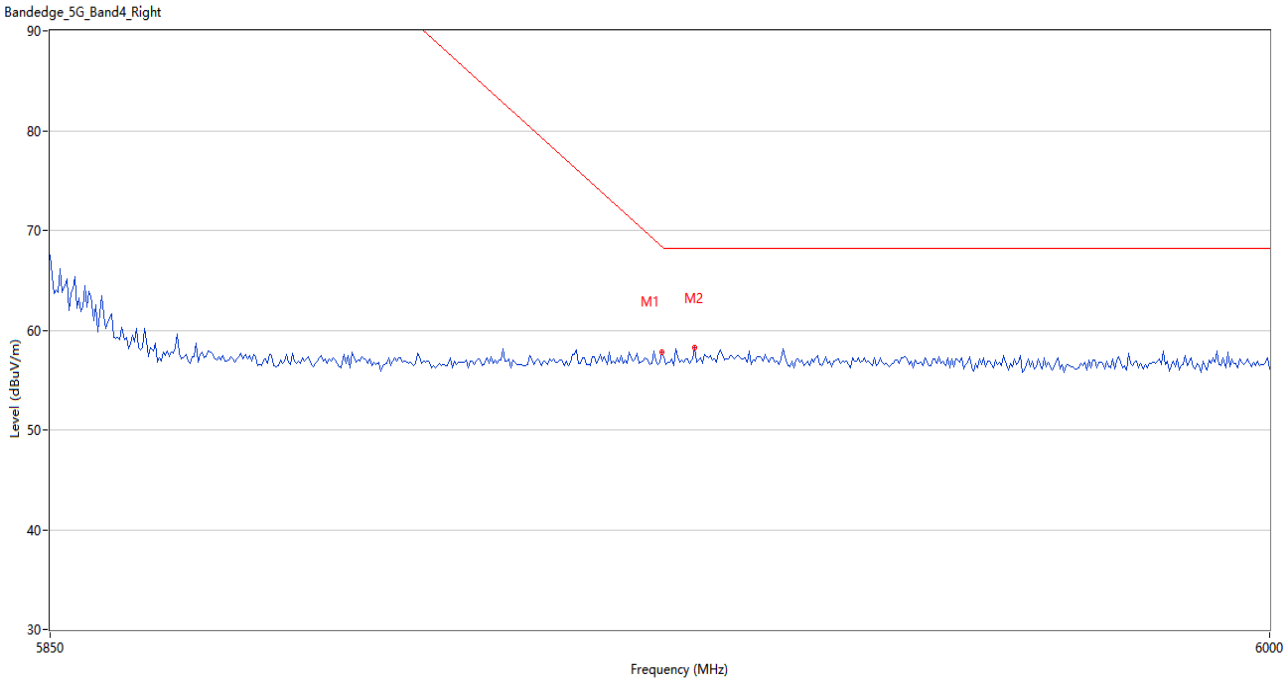

No.	Frequency (MHz)	Results (dBuV/m)	Factor (dB)	Limit (dBuV/m)	Margin (dB)	Detector	Table (Degree)	Height (cm)	Antenna	Verdict
1	5924.750	57.81	3.75	68.4	10.59	Peak	176.00	100	Vertical	Pass
2	5928.750	58.22	3.86	68.2	9.98	Peak	34.00	200	Vertical	Pass

U-NII-3 11ac40 Low Channel

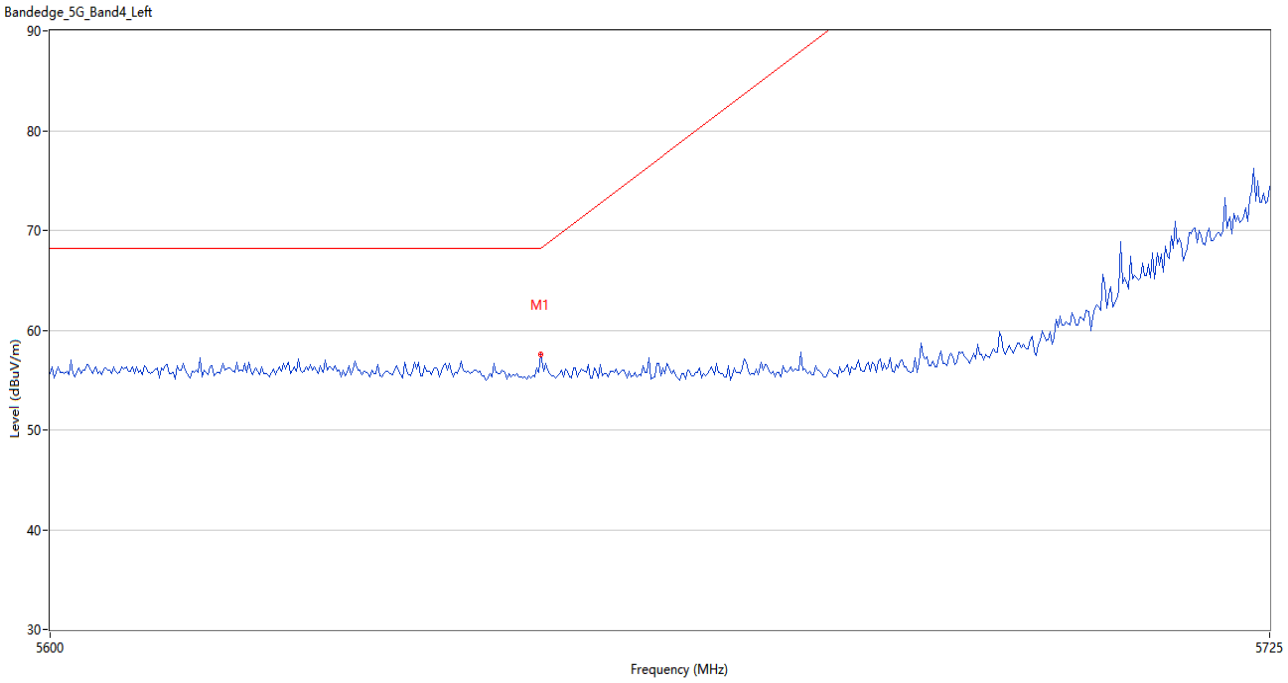

No.	Frequency (MHz)	Results (dBuV/m)	Factor (dB)	Limit (dBuV/m)	Margin (dB)	Detector	Table (Degree)	Height (cm)	Antenna	Verdict
1	5650.000	57.54	2.28	68.2	10.66	Peak	73.00	200	Vertical	Pass

U-NII-3 11ac40 High Channel

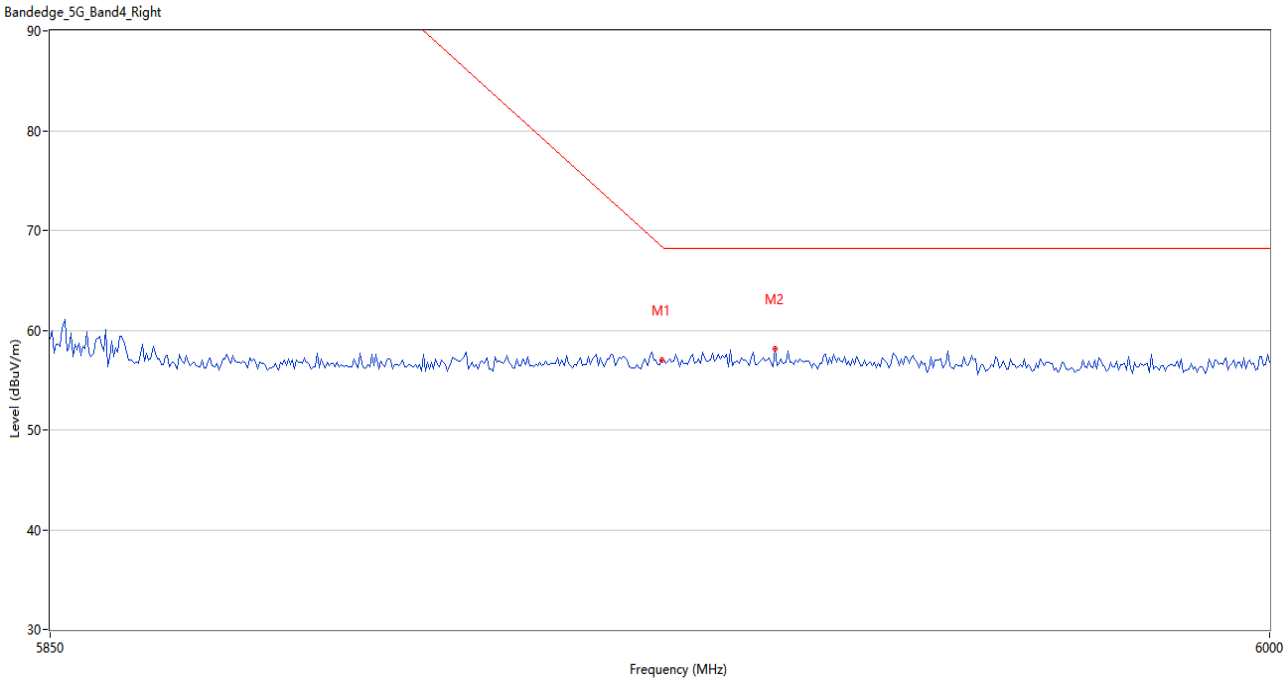

No.	Frequency (MHz)	Results (dBuV/m)	Factor (dB)	Limit (dBuV/m)	Margin (dB)	Detector	Table (Degree)	Height (cm)	Antenna	Verdict
1	5924.750	57.02	3.75	68.4	11.38	Peak	166.00	300	Vertical	Pass
2	5938.750	58.14	3.83	68.2	10.06	Peak	194.00	100	Vertical	Pass

U-NII-3 11ac80 Middle Channel

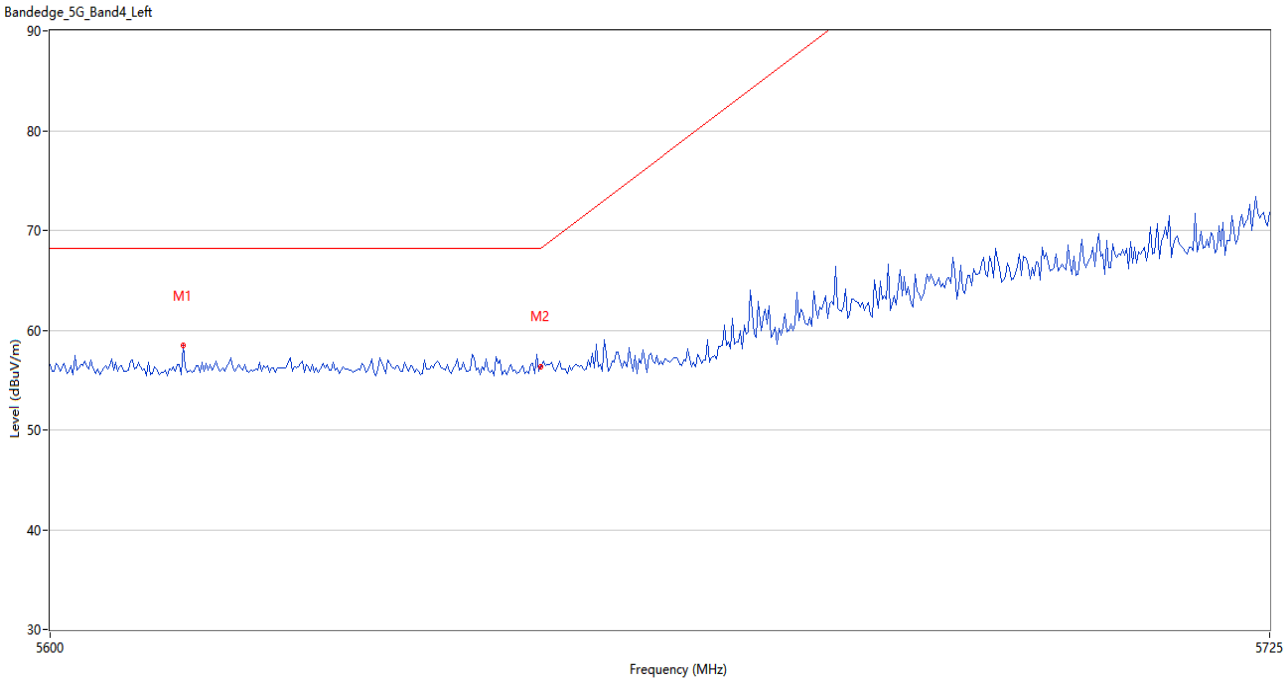

No.	Frequency (MHz)	Results (dBuV/m)	Factor (dB)	Limit (dBuV/m)	Margin (dB)	Detector	Table (Degree)	Height (cm)	Antenna	Verdict
1	5613.541	58.47	2.55	68.2	9.73	Peak	300.00	100	Vertical	Pass
2	5650.000	56.37	2.28	68.2	11.83	Peak	300.00	300	Vertical	Pass

U-NII-3 11ac80 Middle Channel

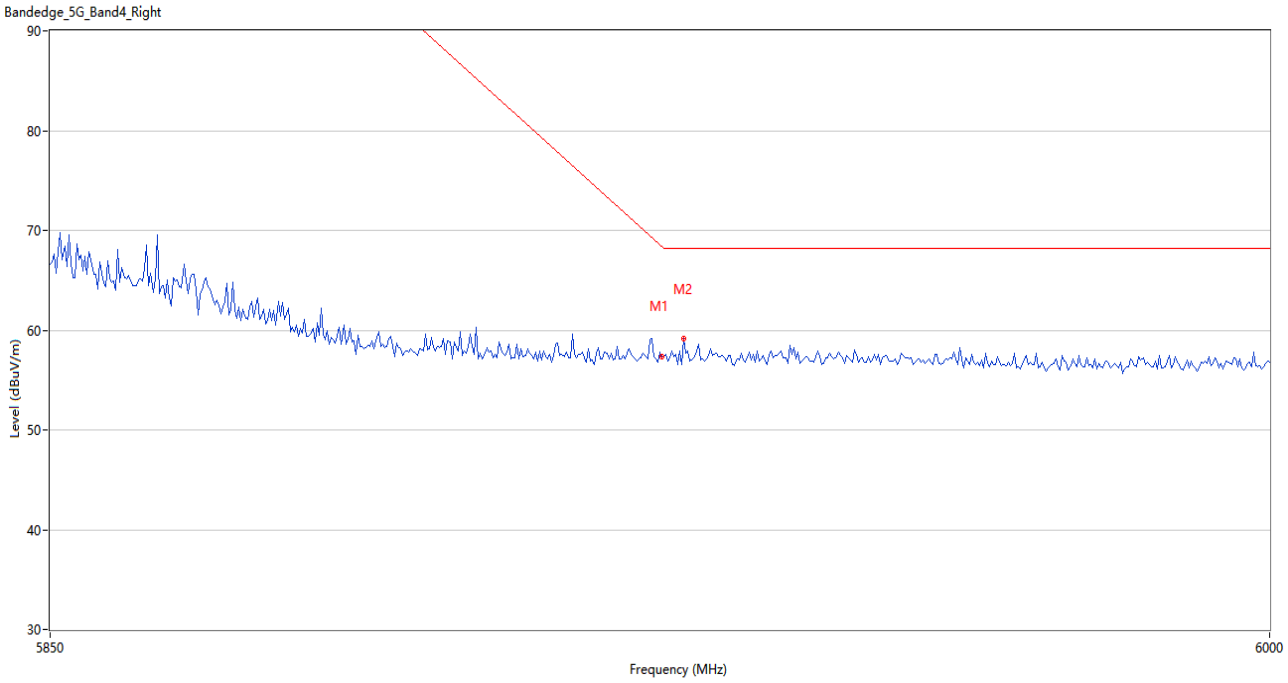

No.	Frequency (MHz)	Results (dBuV/m)	Factor (dB)	Limit (dBuV/m)	Margin (dB)	Detector	Table (Degree)	Height (cm)	Antenna	Verdict
1	5924.750	57.38	3.75	68.4	11.02	Peak	202.00	300	Vertical	Pass
2	5927.500	59.18	3.72	68.2	9.02	Peak	313.00	400	Vertical	Pass

ANNEX B TEST SETUP PHOTOS

Please refer the document “BL-SZ24C0923-AR-2.PDF”.

ANNEX C EUT EXTERNAL PHOTOS

Please refer the document “BL-SZ24C0923-AW.PDF”.

ANNEX D EUT INTERNAL PHOTOS

Please refer the document “BL-SZ24C0923-AI.PDF”.

Statement

1. The laboratory guarantees the scientificity, accuracy and impartiality of the test, and is responsible for all the information in the report, except the information provided by the customer. The customer is responsible for the impact of the information provided on the validity of the results.
2. The report without China inspection body and laboratory Mandatory Approval (CMA) mark has no effect of proving to the society.
3. For the report with CNAS mark or A2LA mark, the items marked with "☆" are not within the accredited scope.
4. This report is invalid if it is altered, without the signature of the testing and approval personnel, or without the “inspection and testing dedicated stamp” or test report stamp.
5. The test data and results are only valid for the tested samples provided by the customer.
6. This report shall not be partially reproduced without the written permission of the laboratory.
7. Any objection shall be raised to the laboratory within 30 days after receiving the report.

--END OF REPORT--