11AX40MIMO_Ant1_2437_1000~26500

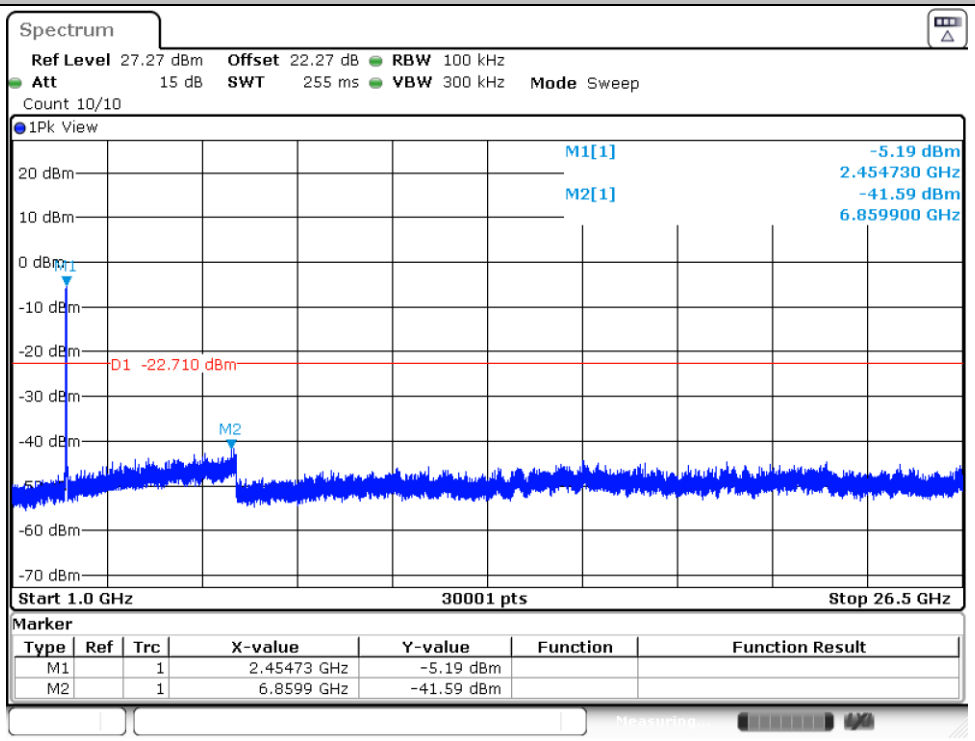

Date: 28.MAR.2026 05:11:55

11AX40MIMO_Ant2_2437_30~1000

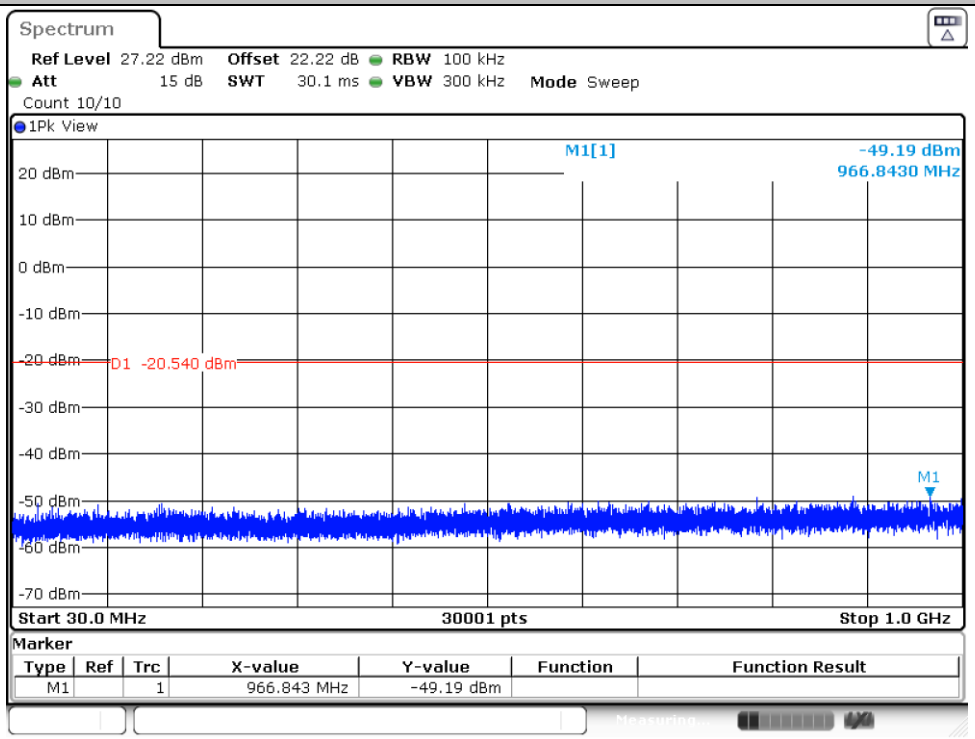

Date: 28.MAR.2026 05:12:43

11AX40MIMO_Ant2_2437_1000~26500

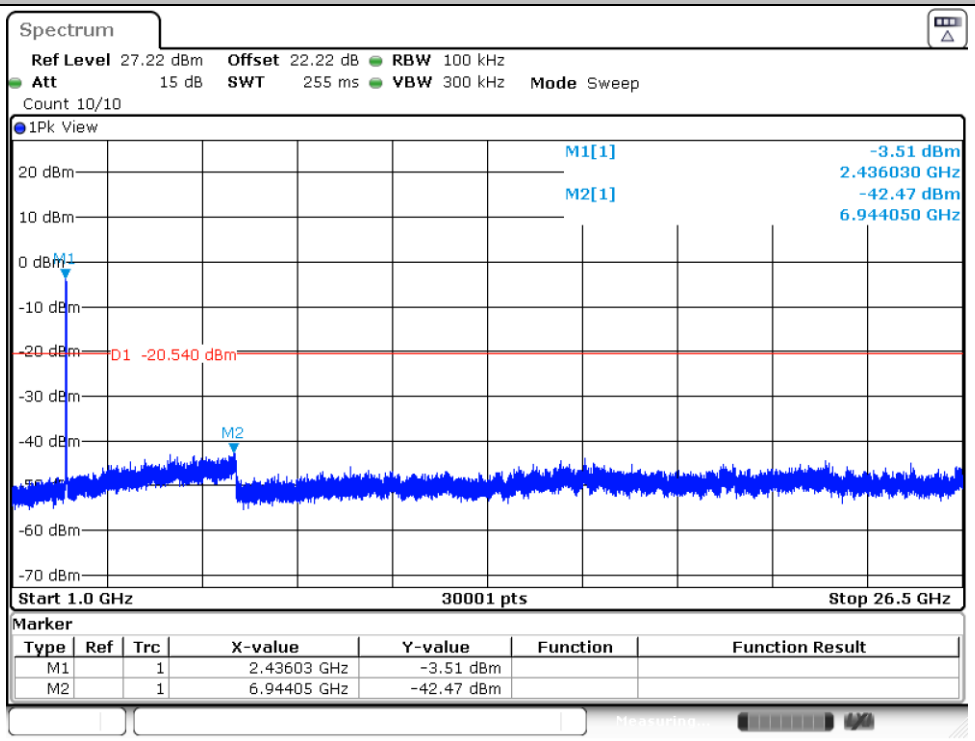

Date: 28.MAR.2026 05:13:01

11AX40MIMO_Ant1_2452_30~1000

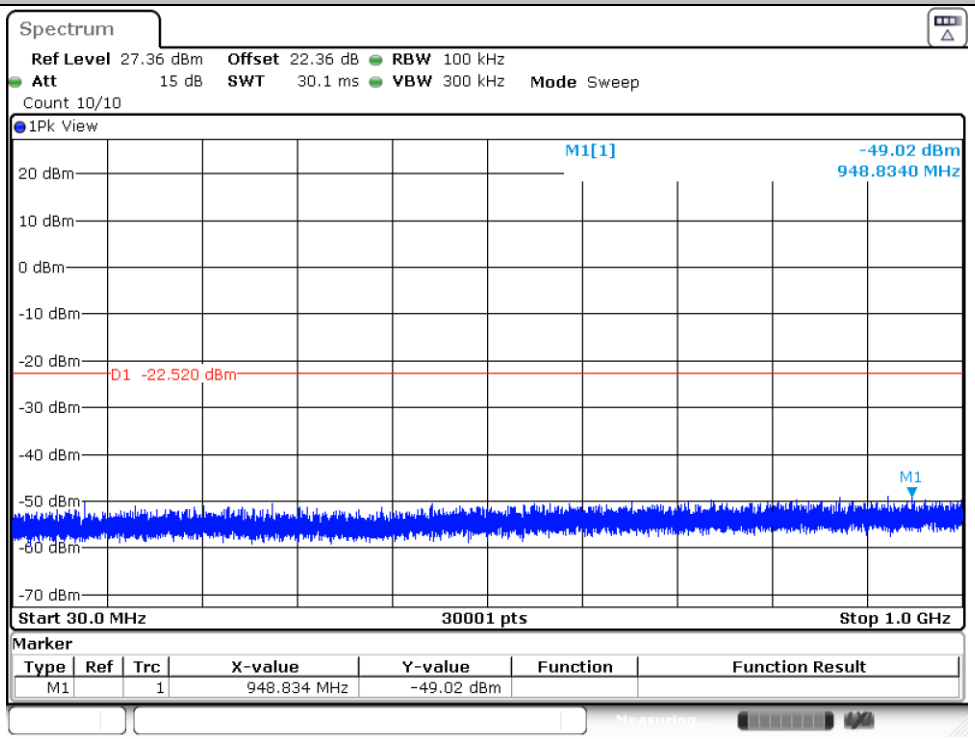

Date: 28.MAR.2026 05:14:23

11AX40MIMO_Ant1_2452_1000~26500

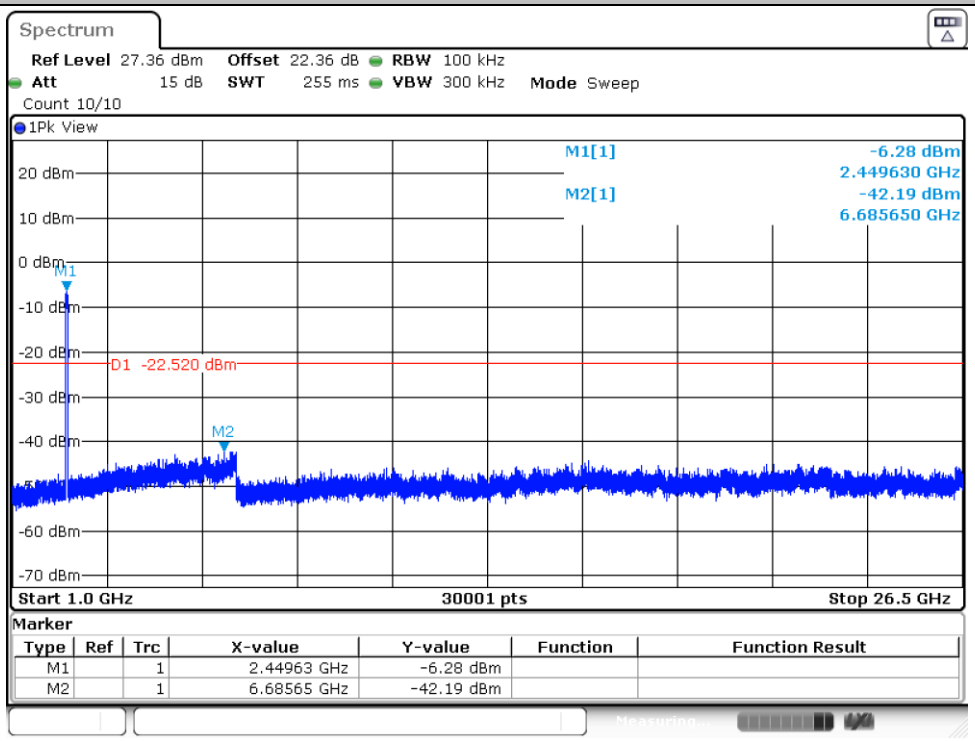

Date: 28.MAR.2026 05:14:42

11AX40MIMO_Ant2_2452_30~1000

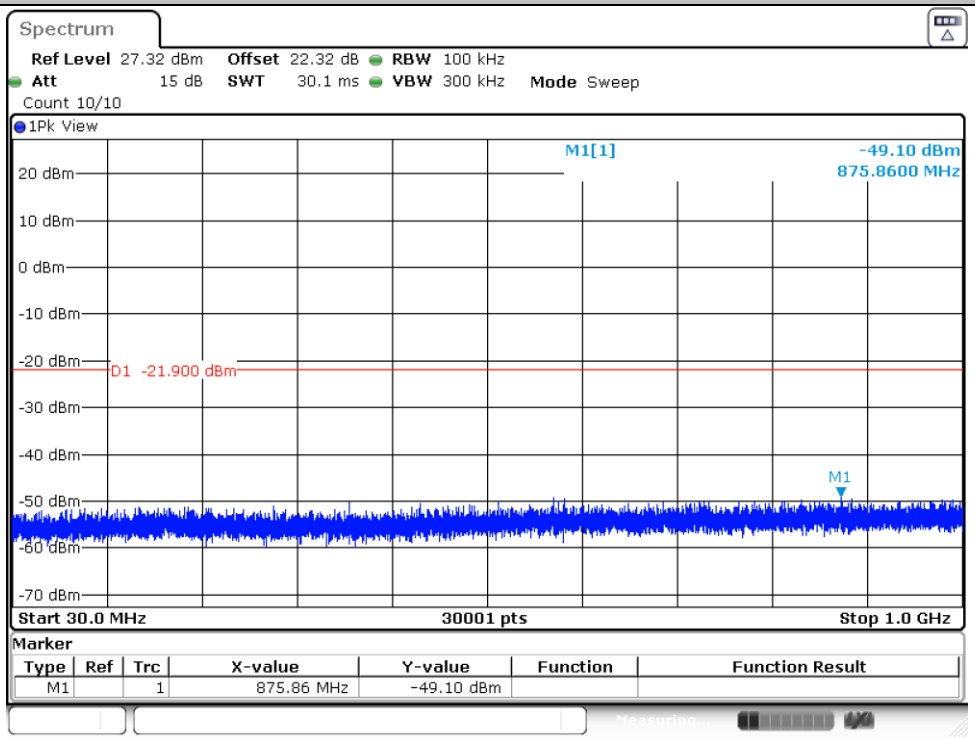

Date: 28.MAR.2026 05:15:43

11AX40MIMO_Ant2_2452_1000~26500

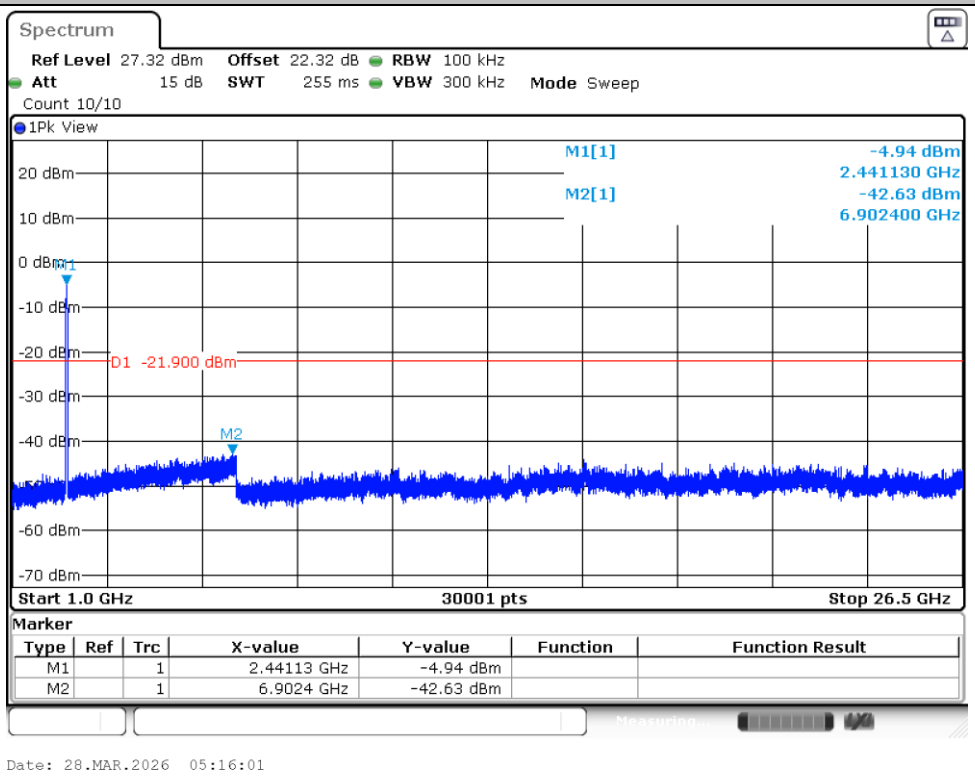

Partial RU:

Maximum power spectral density

Test Result

TestMode	Antenna	Freq(MHz)	RuSize	RuIndex	Result [dBm/3kHz]	Limit [dBm/3kHz]	Verdict
11AX20MIMO	Ant1	2412	26Tone	RU0	-15.09	≤8.00	PASS
			52Tone	RU37	-15.5	≤8.00	PASS
			106Tone	RU53	-15.52	≤8.00	PASS
	Ant2	2412	26Tone	RU0	-14.55	≤8.00	PASS
			52Tone	RU37	-13.91	≤8.00	PASS
			106Tone	RU53	-13.98	≤8.00	PASS
	total	2412	26Tone	RU0	-11.80	≤8.00	PASS
			52Tone	RU37	-11.62	≤8.00	PASS
			106Tone	RU53	-11.67	≤8.00	PASS
	Ant1	2462	26Tone	RU8	-14.98	≤8.00	PASS
			52Tone	RU40	-15.42	≤8.00	PASS
			106Tone	RU54	-15.81	≤8.00	PASS
	Ant2	2462	26Tone	RU8	-16.18	≤8.00	PASS
			52Tone	RU40	-14.46	≤8.00	PASS
			106Tone	RU54	-14.91	≤8.00	PASS
	total	2462	26Tone	RU8	-12.53	≤8.00	PASS
			52Tone	RU40	-11.90	≤8.00	PASS
			106Tone	RU54	-12.33	≤8.00	PASS

Test Graphs

11AX20MIMO_Ant1_2412_26Tone_RU0

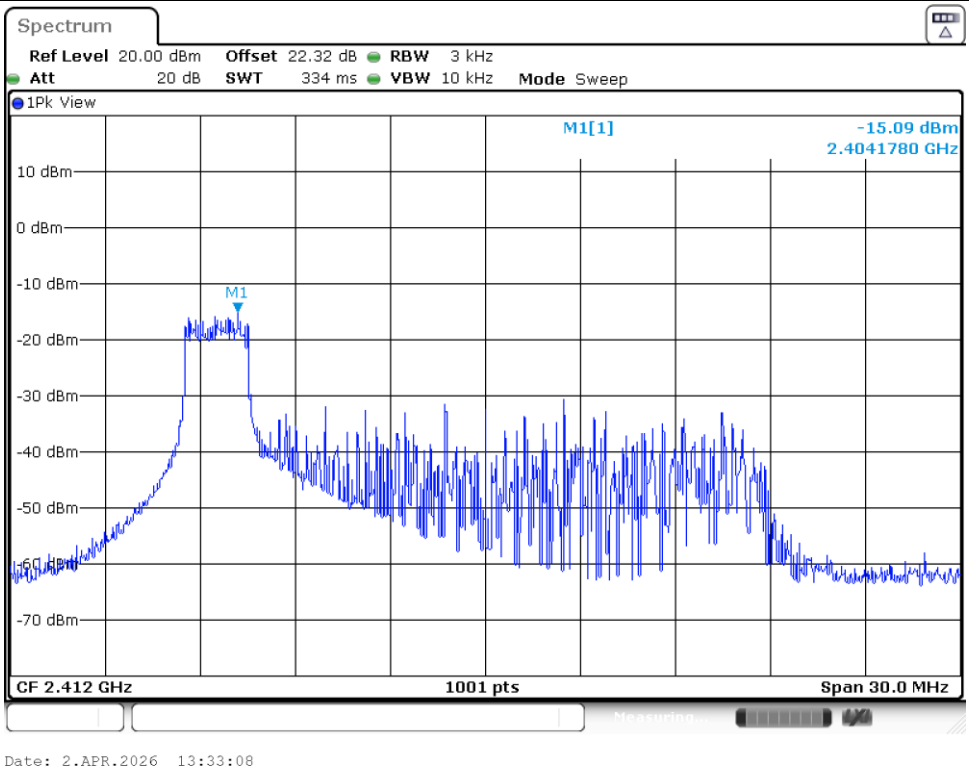

11AX20MIMO_Ant1_2412_52Tone_RU37

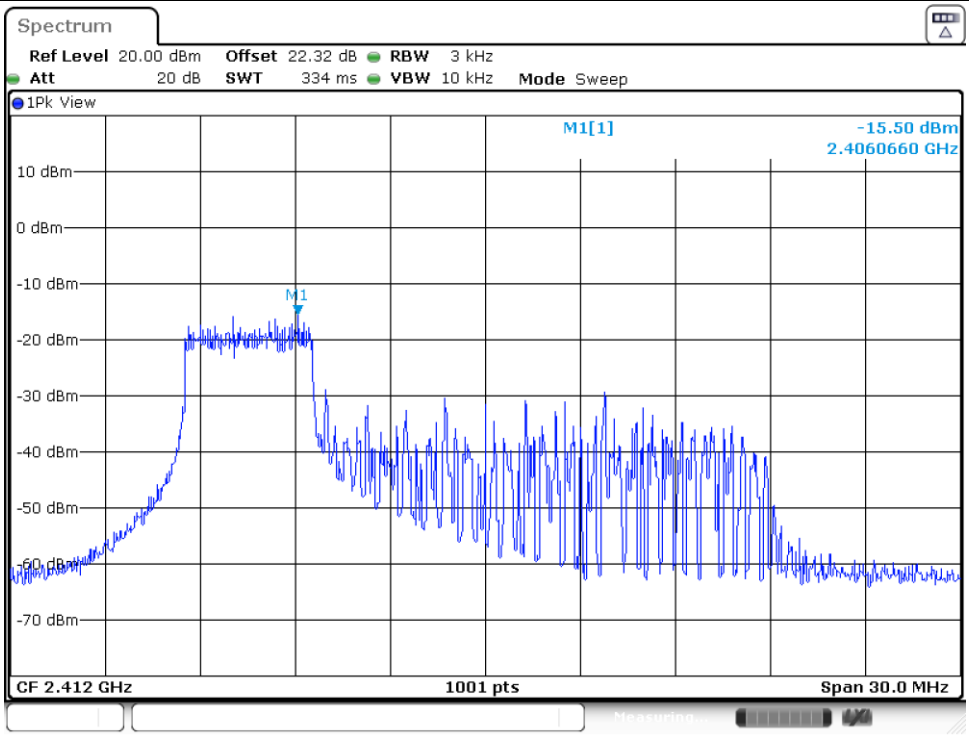

Date: 2.APR.2026 13:35:38

11AX20MIMO_Ant1_2412_106Tone_RU53

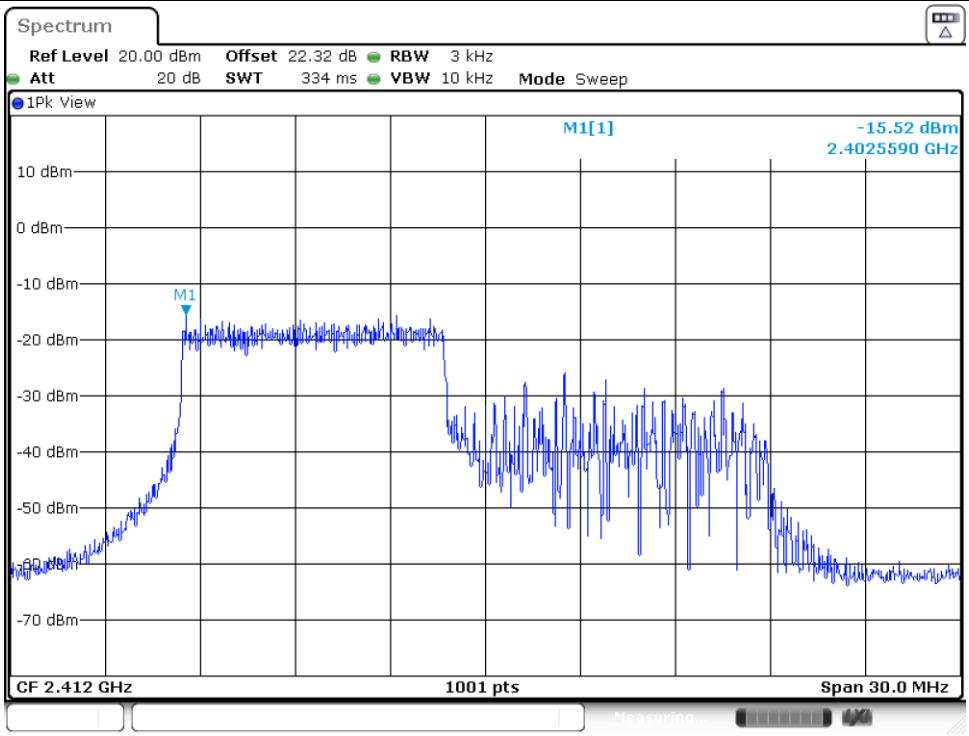

Date: 2.APR.2026 13:37:20

11AX20MIMO_Ant2_2412_26Tone_RU0

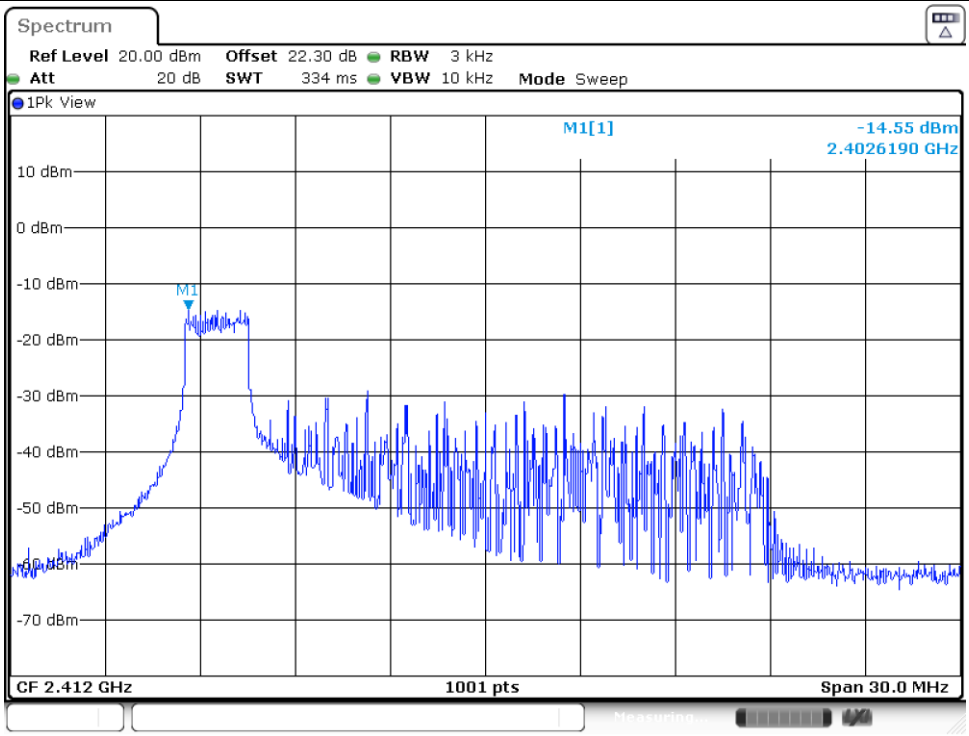

Date: 2.APR.2026 13:33:20

11AX20MIMO_Ant2_2412_52Tone_RU37

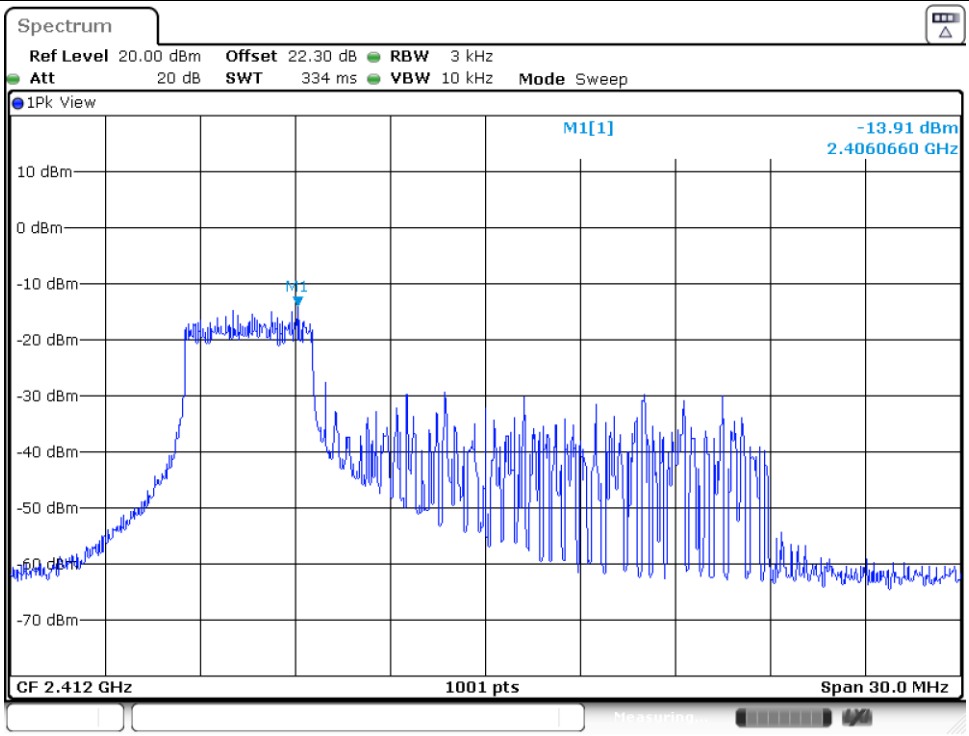

Date: 2.APR.2026 13:35:50

11AX20MIMO_Ant2_2412_106Tone_RU53

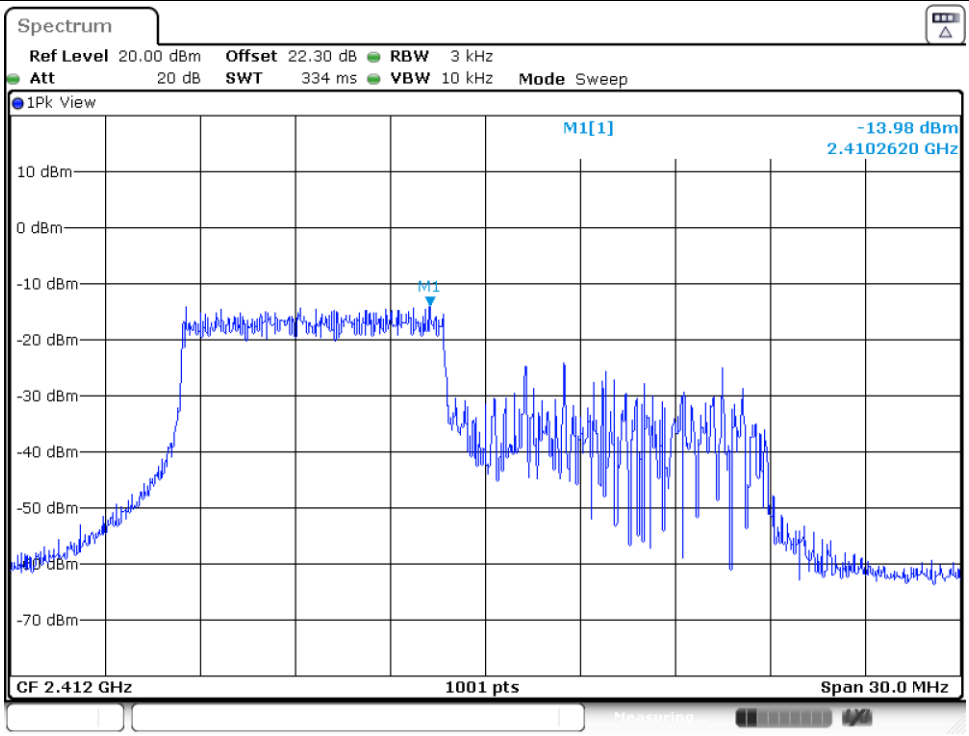

Date: 2.APR.2026 13:38:24

11AX20MIMO_Ant1_2462_26Tone_RU8

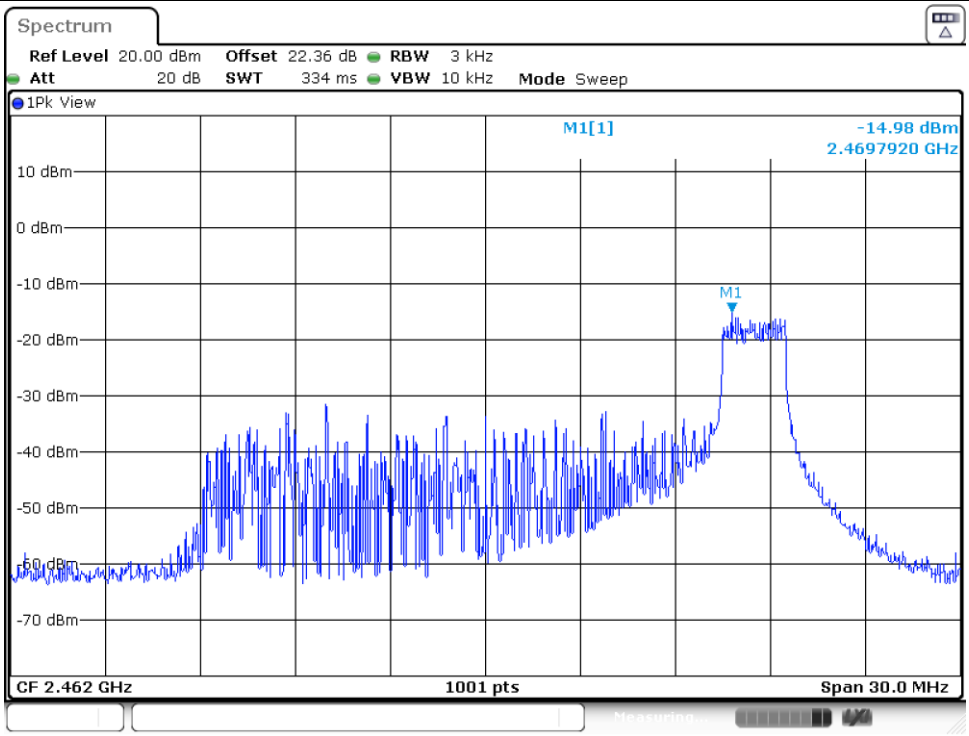

Date: 2.APR.2026 13:39:18

11AX20MIMO_Ant1_2462_52Tone_RU40

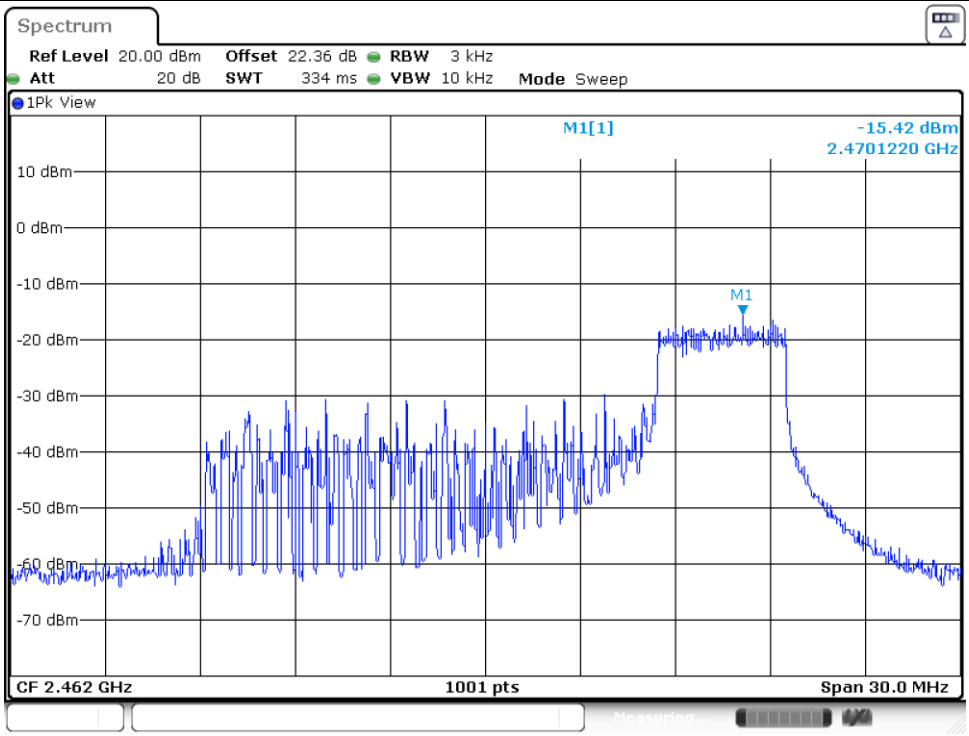

Date: 2.APR.2026 13:43:01

11AX20MIMO_Ant1_2462_106Tone_RU54

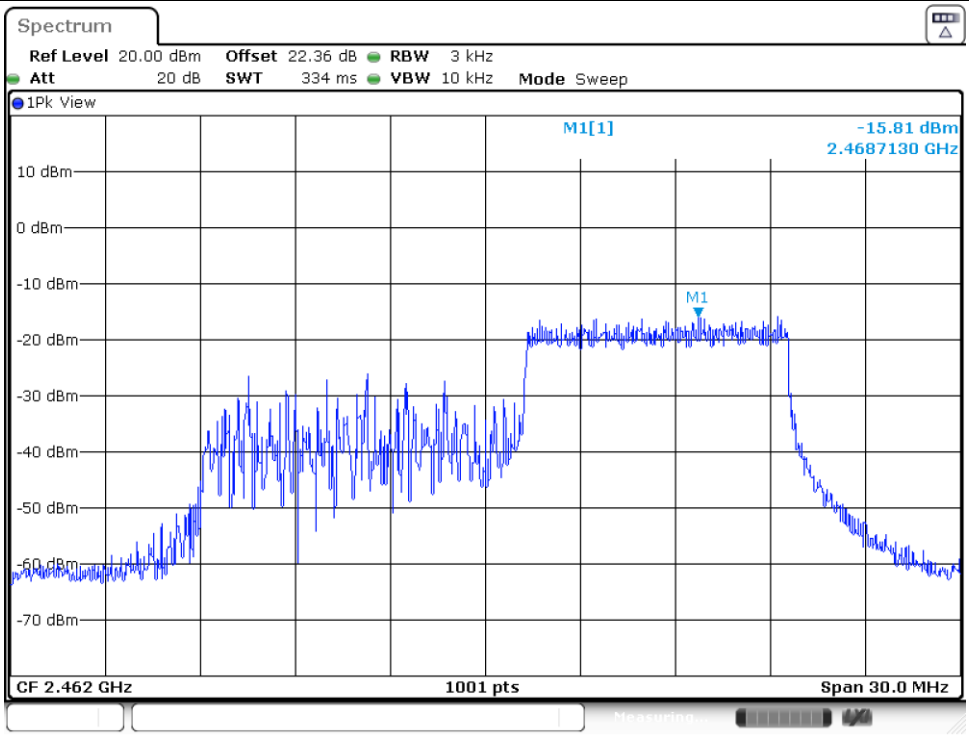

Date: 2.APR.2026 13:48:49

11AX20MIMO_Ant2_2462_26Tone_RU8

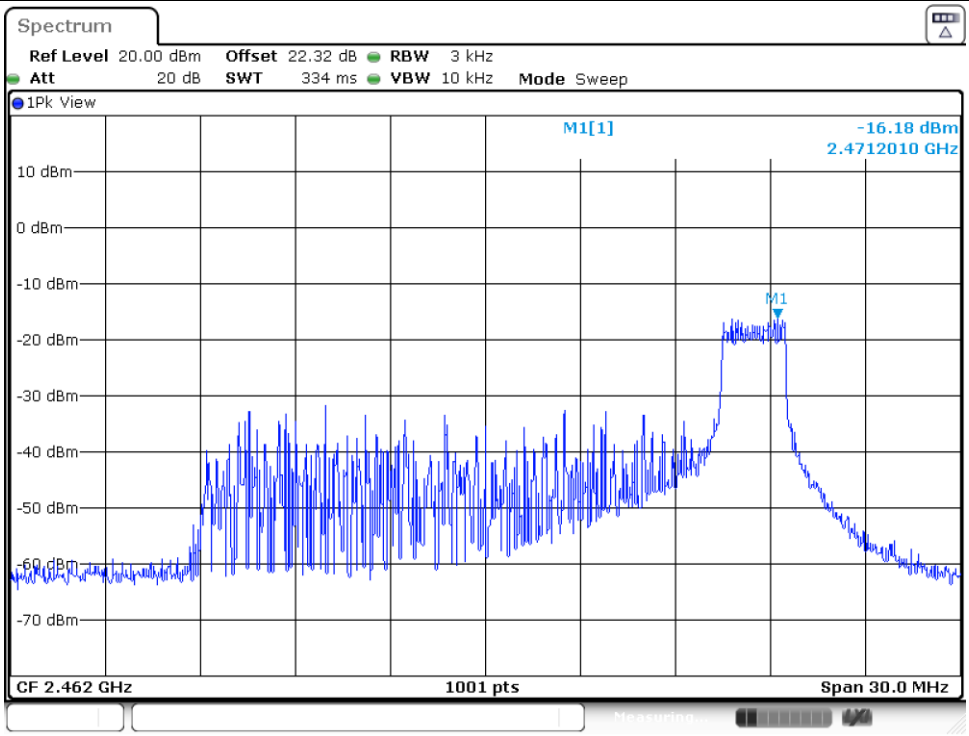

Date: 2.APR.2026 13:39:30

11AX20MIMO_Ant2_2462_52Tone_RU40

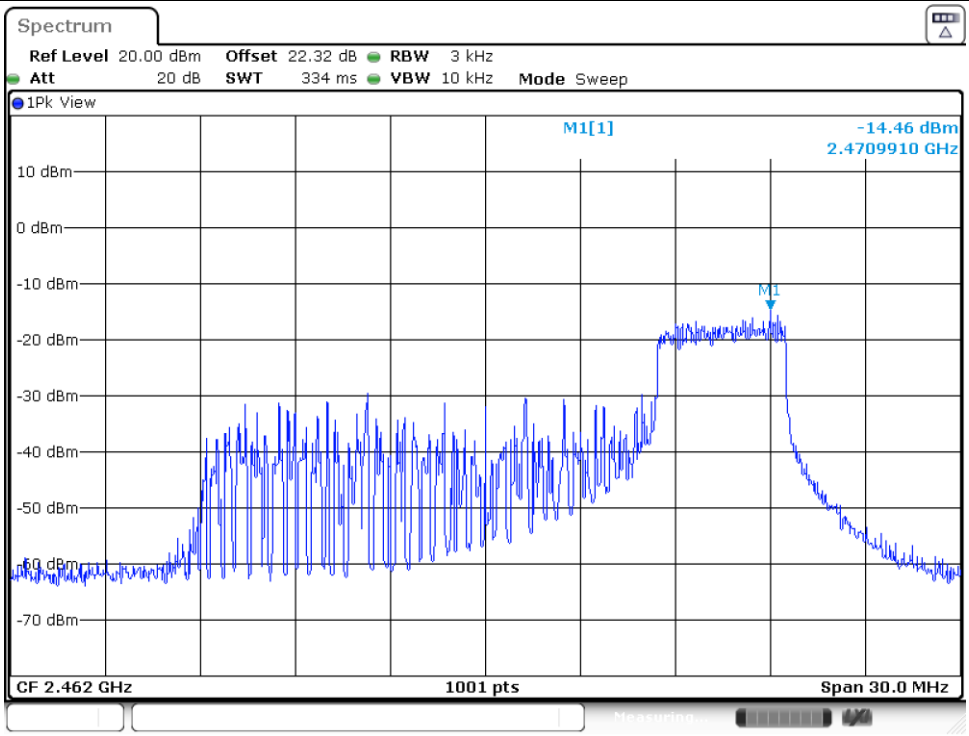

Date: 2.APR.2026 13:43:13

11AX20MIMO_Ant2_2462_106Tone_RU54

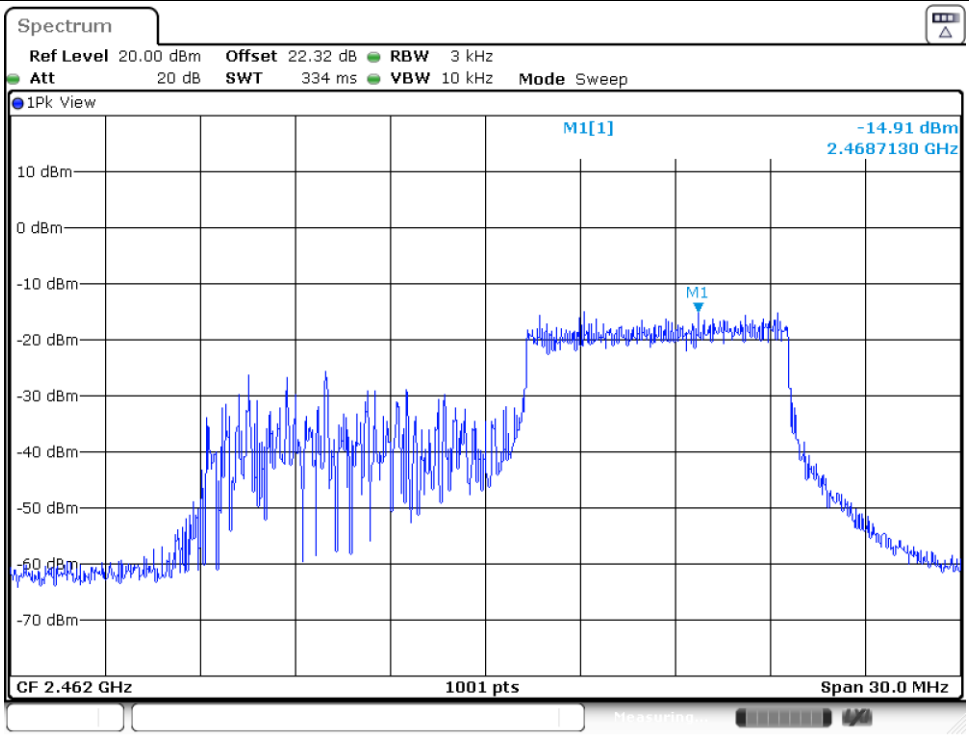

Appendix B. AC Conducted Emission Test Results

Test Engineer :	Amos Zhang	**Temperature :**	25.3~26.2℃
		Relative Humidity :	38~40%
Test Voltage :	120Vac / 60Hz	**Phase :**	Line
Remark :	All emissions not reported here are more than 10 dB below the prescribed limit.		

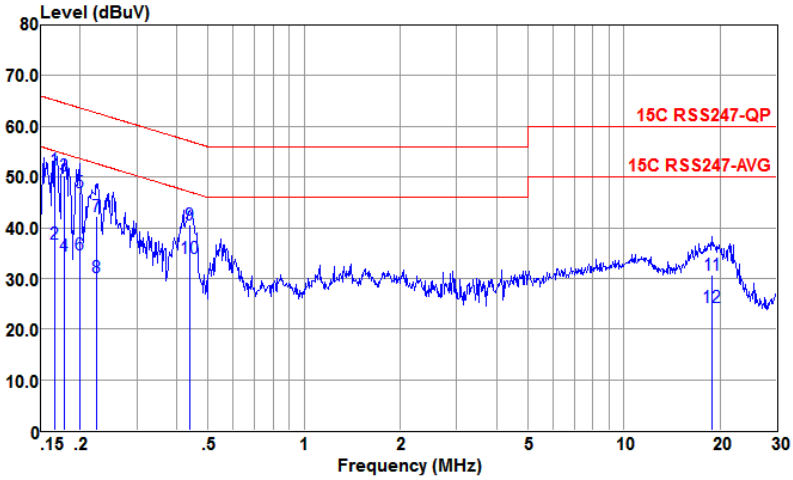

Site : CO01-KS
Condition : 15C RSS247-QP LISN-100334-L 2025 LINE

		Freq	Level	Over Limit	Limit Line	Read Level	LISN Factor	Cable Loss	Remark
		MHz	dBuV	dB	dBuV	dBuV	dB	dB	
1		0.167	51.50	-13.62	65.12	31.50	9.55	10.45	QP
2		0.167	36.80	-18.32	55.12	16.80	9.55	10.45	Average
3		0.179	50.21	-14.34	64.55	30.20	9.55	10.46	QP
4		0.179	34.51	-20.04	54.55	14.50	9.55	10.46	Average
5		0.199	46.91	-16.76	63.67	26.90	9.55	10.46	QP
6		0.199	34.61	-19.06	53.67	14.60	9.55	10.46	Average
7		0.226	42.26	-20.35	62.61	22.20	9.59	10.47	QP
8		0.226	30.26	-22.35	52.61	10.20	9.59	10.47	Average
9		0.440	40.55	-16.52	57.07	20.50	9.59	10.46	QP
10	*	0.440	33.95	-13.12	47.07	13.90	9.59	10.46	Average
11		18.920	30.66	-29.34	60.00	10.49	9.87	10.30	QP
12		18.920	24.36	-25.64	50.00	4.19	9.87	10.30	Average

Test Engineer :	Amos Zhang	**Temperature :**	25.3~26.2℃
		Relative Humidity :	38~40%
Test Voltage :	120Vac / 60Hz	**Phase :**	Neutral
Remark :	All emissions not reported here are more than 10 dB below the prescribed limit.		

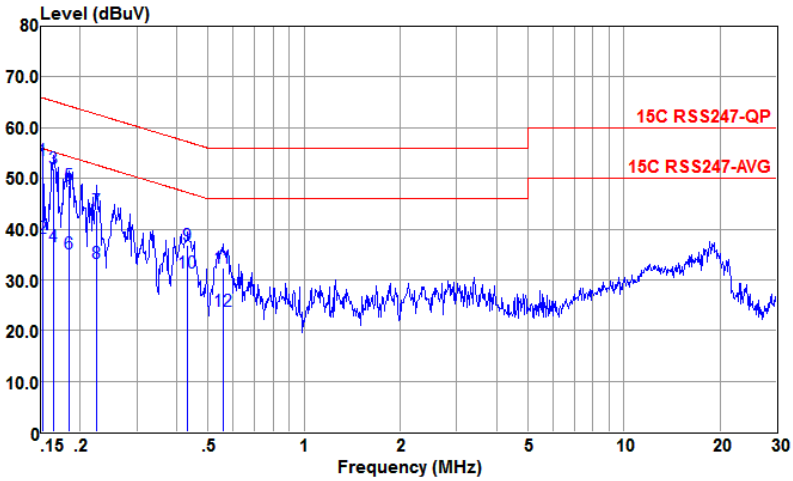

Site : CO01-KS
Condition : 15C RSS247-QP LISN-100334-N 2025 NEUTRAL

		Freq	Level	Over Limit	Limit Line	Read Level	LISN Factor	Cable Loss	Remark
		MHz	dBuV	dB	dBuV	dBuV	dB	dB	
1	*	0.152	53.61	-12.26	65.87	33.60	9.56	10.45	QP
2		0.152	38.21	-17.66	55.87	18.20	9.56	10.45	Average
3		0.164	51.90	-13.35	65.25	31.90	9.55	10.45	QP
4		0.164	36.50	-18.75	55.25	16.50	9.55	10.45	Average
5		0.184	48.53	-15.75	64.28	28.50	9.57	10.46	QP
6		0.184	35.23	-19.05	54.28	15.20	9.57	10.46	Average
7		0.226	43.60	-19.01	62.61	23.50	9.63	10.47	QP
8		0.226	33.30	-19.31	52.61	13.20	9.63	10.47	Average
9		0.433	36.72	-20.48	57.20	16.60	9.66	10.46	QP
10		0.433	31.42	-15.78	47.20	11.30	9.66	10.46	Average
11		0.558	32.35	-23.65	56.00	12.19	9.77	10.39	QP
12		0.558	23.75	-22.25	46.00	3.59	9.77	10.39	Average

Note:

1. Level(dBμV) = Read Level(dBμV) + LISN Factor(dB) + Cable Loss(dB)
2. Over Limit(dB) = Level(dBμV) – Limit Line(dBμV)

Appendix C. Radiated Spurious Emission

Test Engineer :	Maven	Relative Humidity :	52 ~ 56 %
		Temperature :	22 ~ 25 ℃

Radiated Spurious Emission Test Modes

Mode	Band (MHz)	Antenna	Modulation	Channel	Frequency	Data Rate	RU	Remark
Mode 1	2400-2483.5	1+2	802.11b	01	2412	1Mbps	-	-
Mode 2	2400-2483.5	1+2	802.11b	06	2437	1Mbps	-	-
Mode 3	2400-2483.5	1+2	802.11b	11	2462	1Mbps	-	-
Mode 4	2400-2483.5	1+2	802.11g	01	2412	6Mbps	-	-
Mode 5	2400-2483.5	1+2	802.11g	06	2437	6Mbps	-	-
Mode 6	2400-2483.5	1+2	802.11g	11	2462	6Mbps	-	-
Mode 7	2400-2483.5	1+2	802.11ax HE20	01	2412	MCS0	Full RU	-
Mode 8	2400-2483.5	1+2	802.11ax HE20	01	2412	MCS0	RU26/0	-
Mode 9	2400-2483.5	1+2	802.11ax HE20	01	2412	MCS0	RU52/37	-
Mode 10	2400-2483.5	1+2	802.11ax HE20	01	2412	MCS0	RU106/53	-
Mode 11	2400-2483.5	1+2	802.11ax HE20	06	2437	MCS0	Full RU	-
Mode 12	2400-2483.5	1+2	802.11ax HE20	11	2462	MCS0	Full RU	-
Mode 13	2400-2483.5	1+2	802.11ax HE20	11	2462	MCS0	RU26/8	-
Mode 14	2400-2483.5	1+2	802.11ax HE20	11	2462	MCS0	RU52/40	-
Mode 15	2400-2483.5	1+2	802.11ax HE20	11	2462	MCS0	RU106/54	-
Mode 16	2400-2483.5	1+2	802.11ax HE40	03	2422	MCS0	Full RU	-
Mode 17	2400-2483.5	1+2	802.11ax HE40	06	2437	MCS0	Full RU	-
Mode 18	2400-2483.5	1+2	802.11ax HE40	09	2452	MCS0	Full RU	-

Note: For 802.11n/ac & 802.11ax mode, the RSE testing have assessed only 802.11ax HE20/40 by referring to the higher output power.

Summary of each worse mode

Mode	Modulation	Ch.	Freq. (MHz)	Level (dBuV/m)	Limit (dBuV/m)	Margin (dB)	Pol.	Peak Avg.	Result	Remark
1	802.11b	01	2387.22	42.38	54.00	-11.62	H	AVERAGE	Pass	Band Edge
1	802.11b	01	4824.00	47.37	54.00	-6.63	H	AVERAGE	Pass	Harmonic
2	802.11b	06	2484.16	38.80	54.00	-15.20	V	AVERAGE	Pass	Band Edge
2	802.11b	06	7311.00	45.50	74.00	-28.50	H	PEAK	Pass	Harmonic
3	802.11b	11	2483.62	40.71	54.00	-13.29	V	AVERAGE	Pass	Band Edge
3	802.11b	11	7386.00	46.08	74.00	-27.92	H	PEAK	Pass	Harmonic
4	802.11g	01	2389.95	42.48	54.00	-11.52	V	AVERAGE	Pass	Band Edge
4	802.11g	01	9648.00	45.47	74.00	-28.53	V	-	Pass	Harmonic
5	802.11g	06	2483.50	38.60	54.00	-15.40	H	AVERAGE	Pass	Band Edge
5	802.11g	06	7311.00	43.49	74.00	-30.51	H	PEAK	Pass	Harmonic
6	802.11g	11	2483.50	50.96	54.00	-3.04	H	AVERAGE	Pass	Band Edge
6	802.11g	11	7386.00	42.79	74.00	-31.21	H	PEAK	Pass	Harmonic
7	802.11ax HE20	01	2389.95	43.70	54.00	-10.30	V	AVERAGE	Pass	Band Edge
7	802.11ax HE20	01	9648.00	47.87	74.00	-26.13	V	-	Pass	Harmonic
8	802.11ax HE20	01	2389.82	45.27	54.00	-8.73	H	AVERAGE	Pass	Band Edge
8	802.11ax HE20	01	-	-	-	-	-	-	-	Harmonic
9	802.11ax HE20	01	2389.95	45.38	54.00	-8.62	H	AVERAGE	Pass	Band Edge
9	802.11ax HE20	01	-	-	-	-	-	-	-	Harmonic
10	802.11ax HE20	01	2389.43	69.44	74.00	-4.56	H	PEAK	Pass	Band Edge
10	802.11ax HE20	01	-	-	-	-	-	-	-	Harmonic
11	802.11ax HE20	06	2479.60	38.11	54.00	-15.89	H	AVERAGE	Pass	Band Edge
11	802.11ax HE20	06	9748.50	48.12	76.86	-28.74	V	PEAK	Pass	Harmonic
12	802.11ax HE20	11	2483.50	46.14	54.00	-7.86	H	AVERAGE	Pass	Band Edge
12	802.11ax HE20	11	9847.50	47.51	77.77	-30.26	V	PEAK	Pass	Harmonic
13	802.11ax HE20	11	2483.68	45.87	54.00	-8.13	H	AVERAGE	Pass	Band Edge
13	802.11ax HE20	11	-	-	-	-	-	-	-	Harmonic
14	802.11ax HE20	11	2483.50	45.86	54.00	-8.14	H	AVERAGE	Pass	Band Edge
14	802.11ax HE20	11	-	-	-	-	-	-	-	Harmonic
15	802.11ax HE20	11	2484.04	71.85	74.00	-2.15	H	PEAK	Pass	Band Edge
15	802.11ax HE20	11	-	-	-	-	-	-	-	Harmonic
16	802.11ax HE40	3	2389.95	46.55	54.00	-7.45	V	AVERAGE	Pass	Band Edge
16	802.11ax HE40	3	9688.50	47.91	75.75	-27.84	V	PEAK	Pass	Harmonic
17	802.11ax HE40	06	2389.95	42.92	54.00	-11.08	H	AVERAGE	Pass	Band Edge
17	802.11ax HE40	06	9748.50	47.73	75.05	-27.32	V	PEAK	Pass	Harmonic
18	802.11ax HE40	9	2483.50	43.52	54.00	-10.48	H	AVERAGE	Pass	Band Edge
18	802.11ax HE40	9	9808.50	47.25	74.61	-27.36	V	PEAK	Pass	Harmonic

Mode	1	
	Band Edge	
	2400-2483.5_802.11b_CH01_2412MHz	
ANT	1+2	
Pol.	Horizontal	Fundamental
Peak	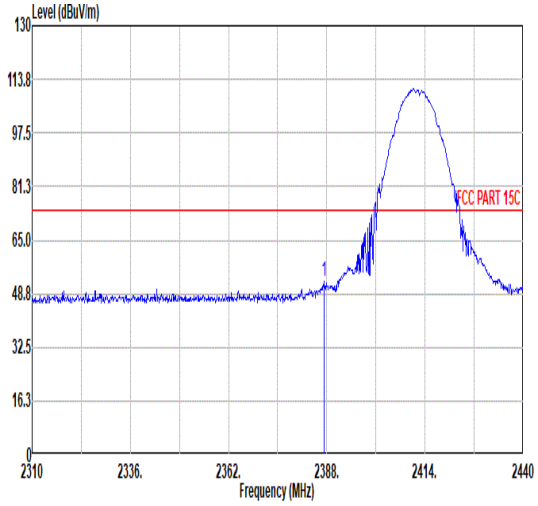 Freq Level Limit Line Over Limit Read Level Ant Factor Cable Loss Preamp Factor Aux Factor APos TPos Remark MHz dBuV/m dBuV/m dB dBuV dB/m dB dB dB cm deg 1 2387.22 52.32 74.00 -21.68 43.86 31.90 7.16 36.60 6.00 314 360 PEAK	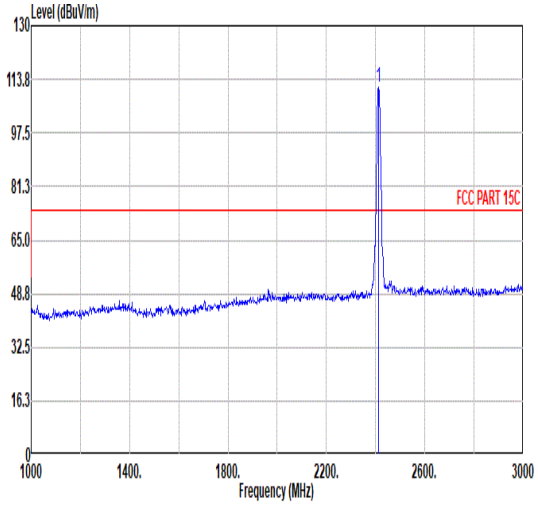 Freq Level Limit Line Over Limit Read Level Ant Factor Cable Loss Preamp Factor Aux Factor APos TPos Remark MHz dBuV/m dBuV/m dB dBuV dB/m dB dB dB cm deg 1 2412.00 111.29 ------ ------ 102.62 32.05 7.20 36.58 6.00 314 360 PEAK
Avg	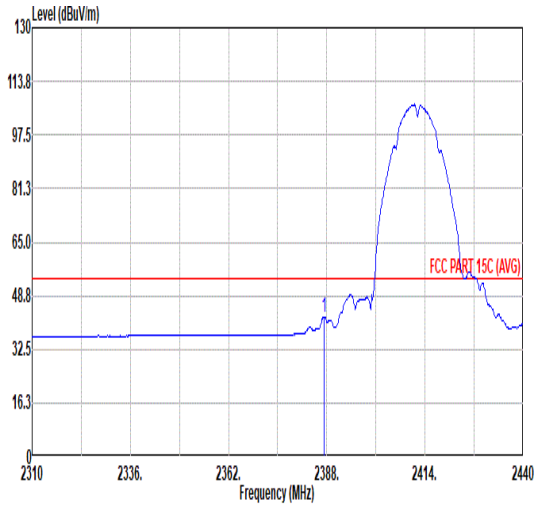 Freq Level Limit Line Over Limit Read Level Ant Factor Cable Loss Preamp Factor Aux Factor APos TPos Remark MHz dBuV/m dBuV/m dB dBuV dB/m dB dB dB cm deg 1 2387.22 42.38 54.00 -11.62 33.92 31.90 7.16 36.60 6.00 314 360 AVERAGE	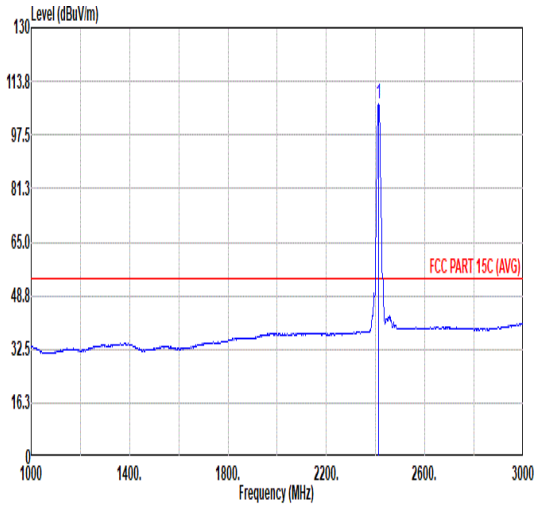 Freq Level Limit Line Over Limit Read Level Ant Factor Cable Loss Preamp Factor Aux Factor APos TPos Remark MHz dBuV/m dBuV/m dB dBuV dB/m dB dB dB cm deg 1 2412.00 106.83 ------ ------ 98.16 32.05 7.20 36.58 6.00 314 360 AVERAGE

Mode	1	
	Band Edge	
	2400-2483.5_802.11b_CH01_2412MHz	
ANT	1+2	
Pol.	Vertical	Fundamental
Peak	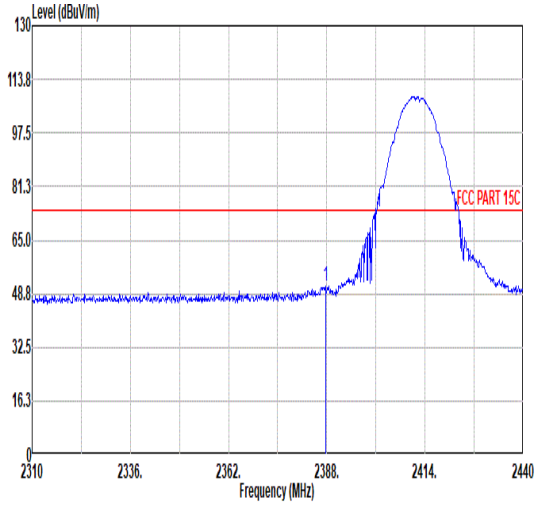 Limit Over Read Ant Cable Preamp Aux APos TPos Freq Level Line Limit Level Factor Loss Factor Factor Remark MHz dBuV/m dBuV/m dB dBuV dB/m dB dB dB cm deg 1 2387.61 51.26 74.00 -22.74 42.80 31.90 7.16 36.60 6.00 100 8 PEAK	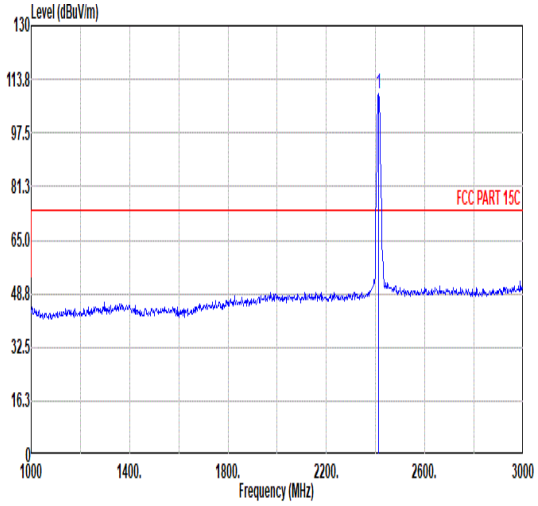 Limit Over Read Ant Cable Preamp Aux APos TPos Freq Level Line Limit Level Factor Loss Factor Factor Remark MHz dBuV/m dBuV/m dB dBuV dB/m dB dB dB cm deg 1 2412.00 109.19 ------ ------ 100.52 32.05 7.20 36.58 6.00 100 8 PEAK
Avg	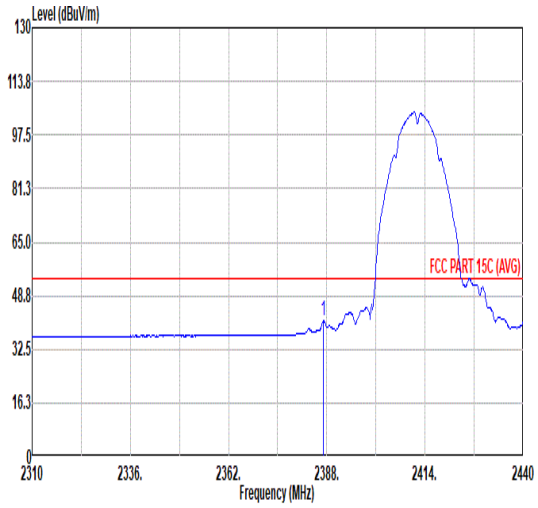 Limit Over Read Ant Cable Preamp Aux APos TPos Freq Level Line Limit Level Factor Loss Factor Factor Remark MHz dBuV/m dBuV/m dB dBuV dB/m dB dB dB cm deg 1 2387.09 40.97 54.00 -13.03 32.51 31.90 7.16 36.60 6.00 100 8 AVERAGE	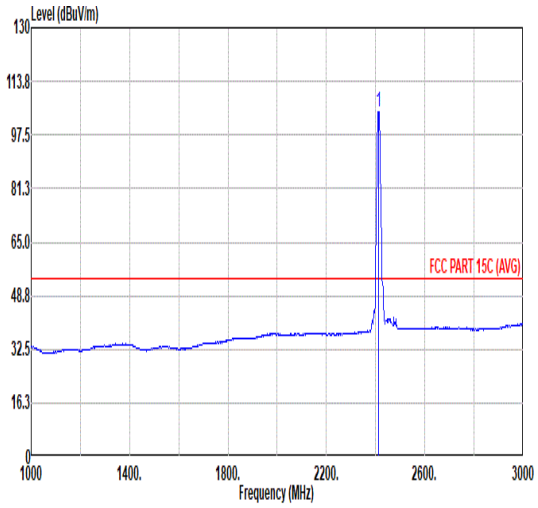 Limit Over Read Ant Cable Preamp Aux APos TPos Freq Level Line Limit Level Factor Loss Factor Factor Remark MHz dBuV/m dBuV/m dB dBuV dB/m dB dB dB cm deg 1 2412.00 104.69 ------ ------ 96.02 32.05 7.20 36.58 6.00 100 8 AVERAGE

Mode	1	
	Harmonic	
	2400-2483.5_802.11b_CH01_2412MHz	
ANT	1+2	
Pol.	Horizontal	Vertical
Peak Avg	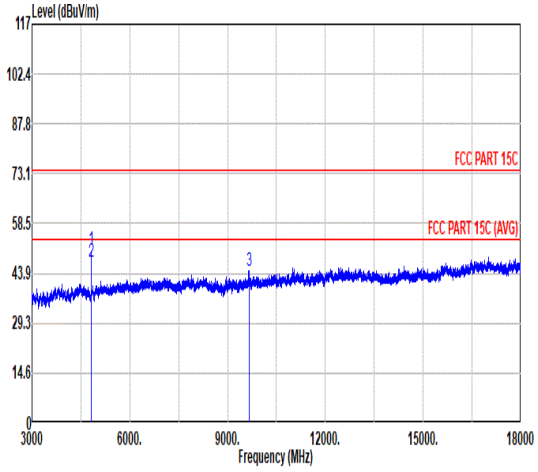 Freq Level Limit Line Over Limit Read Level Ant Factor Cable Loss Preamp Factor Aux Factor APos TPos Remark MHz dBuV/m dBuV/m dB dBuV dB/m dB dB dB cm deg 1 4824.00 50.86 74.00 -23.14 70.99 33.80 10.29 64.22 0.00 379 268 PEAK 2 4824.00 47.37 54.00 -6.63 67.50 33.80 10.29 64.22 0.00 379 268 AVERAGE 3 9660.00 44.53 82.94 -38.41 60.19 36.72 14.82 67.20 0.00 --- --- PEAK	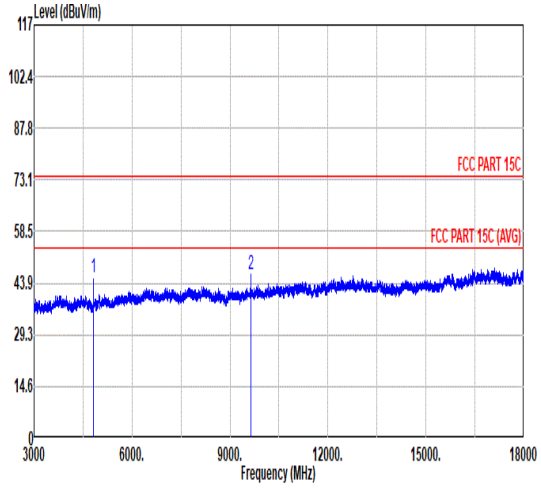 Freq Level Limit Line Over Limit Read Level Ant Factor Cable Loss Preamp Factor Aux Factor APos TPos Remark MHz dBuV/m dBuV/m dB dBuV dB/m dB dB dB cm deg 1 4824.00 45.53 74.00 -28.47 65.66 33.80 10.29 64.22 0.00 --- --- PEAK 2 9648.00 46.31 84.03 -37.72 62.01 36.70 14.81 67.21 0.00 --- --- PEAK

Mode	2	
	Band Edge - L	
	2400-2483.5_802.11b_CH06_2437MHz	
ANT	1+2	
Pol.	Horizontal	Fundamental
Peak	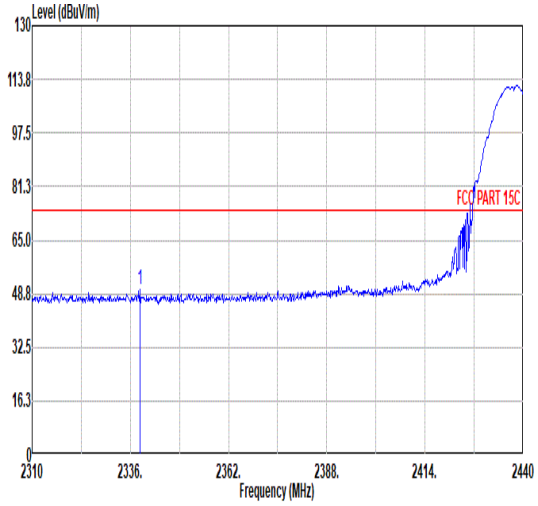 Freq Level Limit Line Over Limit Read Level Ant Factor Cable Loss Preamp Factor Aux Factor APos TPos Remark MHz dBuV/m dBuV/m dB dBuV dB/m dB dB dB cm deg 1 2338.47 49.79 74.00 -24.21 41.80 31.58 7.08 36.67 6.00 352 360 PEAK	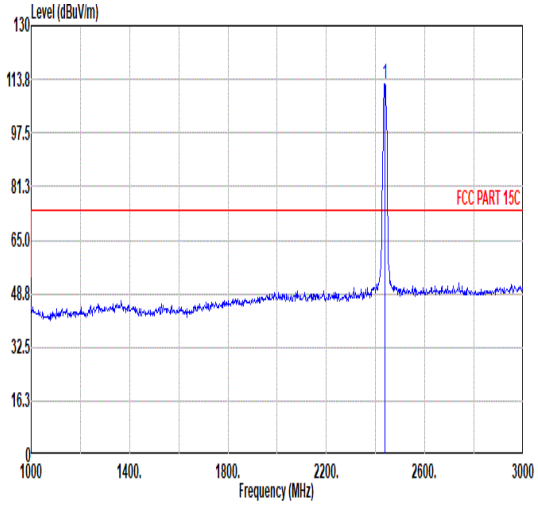 Freq Level Limit Line Over Limit Read Level Ant Factor Cable Loss Preamp Factor Aux Factor APos TPos Remark MHz dBuV/m dBuV/m dB dBuV dB/m dB dB dB cm deg 1 2437.00 112.29 ------ ------ 103.47 32.15 7.25 36.58 6.00 352 360 PEAK
Avg	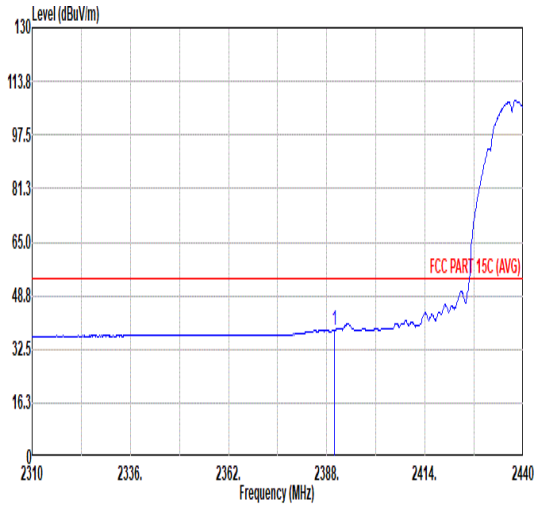 Freq Level Limit Line Over Limit Read Level Ant Factor Cable Loss Preamp Factor Aux Factor APos TPos Remark MHz dBuV/m dBuV/m dB dBuV dB/m dB dB dB cm deg 1 2389.95 38.43 54.00 -15.57 29.94 31.92 7.16 36.59 6.00 352 360 AVERAGE	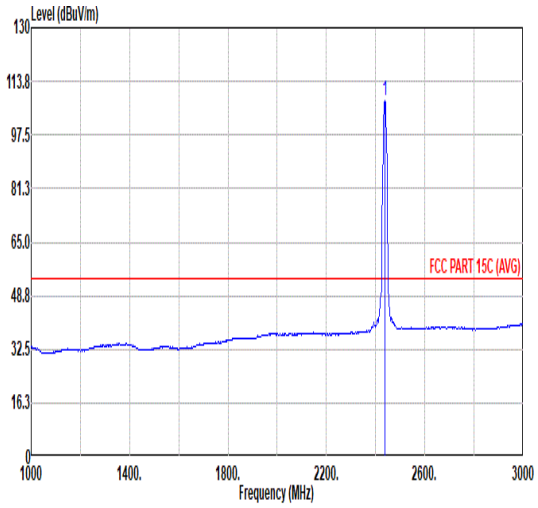 Freq Level Limit Line Over Limit Read Level Ant Factor Cable Loss Preamp Factor Aux Factor APos TPos Remark MHz dBuV/m dBuV/m dB dBuV dB/m dB dB dB cm deg 1 2437.00 107.99 ------ ------ 99.17 32.15 7.25 36.58 6.00 352 360 AVERAGE

Mode	2	
	Band Edge - R	
	2400-2483.5_802.11b_CH06_2437MHz	
ANT	1+2	
Pol.	Horizontal	Fundamental
Peak	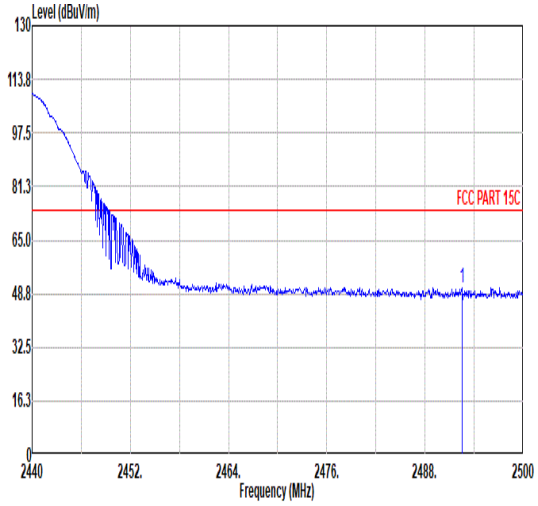 Freq Level Limit Line Over Limit Read Level Ant Factor Cable Loss Preamp Factor Aux Factor APos TPos Remark MHz dBuV/m dBuV/m dB dBuV dB/m dB dB dB cm deg 1 2492.50 50.72 74.00 -23.28 41.66 32.28 7.35 36.57 6.00 352 360 PEAK	Blank
Avg	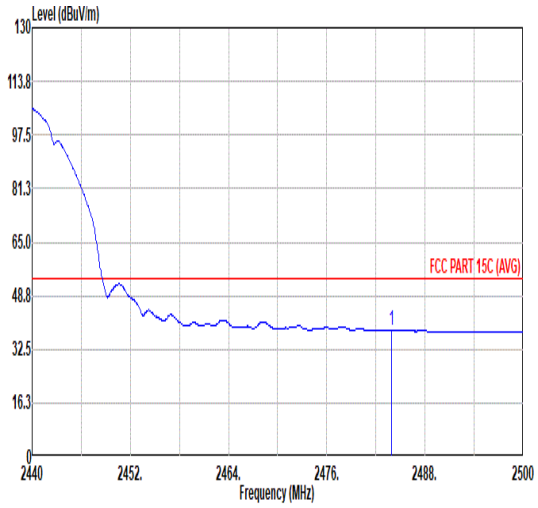 Freq Level Limit Line Over Limit Read Level Ant Factor Cable Loss Preamp Factor Aux Factor APos TPos Remark MHz dBuV/m dBuV/m dB dBuV dB/m dB dB dB cm deg 1 2483.92 38.25 54.00 -15.75 29.22 32.27 7.33 36.57 6.00 352 360 AVERAGE	Blank

Mode	2	
	Band Edge - L	
	2400-2483.5_802.11b_CH06_2437MHz	
ANT	1+2	
Pol.	Vertical	Fundamental
Peak	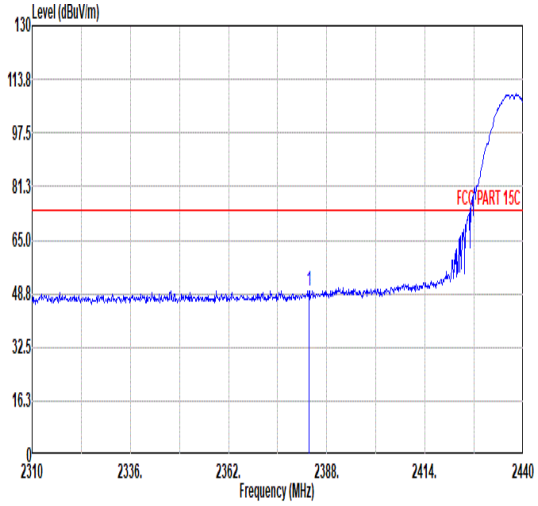 Freq Level Limit Line Over Limit Read Level Ant Factor Cable Loss Preamp Factor Aux Factor APos TPos Remark MHz dBuV/m dBuV/m dB dBuV dB/m dB dB dB cm deg 1 2383.32 49.76 74.00 -24.24 41.34 31.87 7.15 36.60 6.00 100 8 PEAK	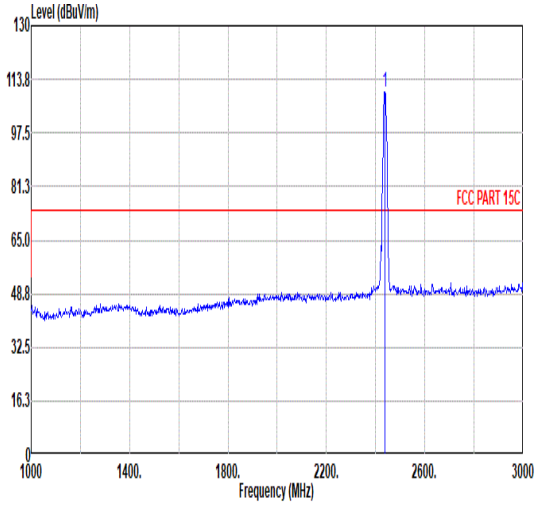 Freq Level Limit Line Over Limit Read Level Ant Factor Cable Loss Preamp Factor Aux Factor APos TPos Remark MHz dBuV/m dBuV/m dB dBuV dB/m dB dB dB cm deg 1 2437.00 109.76 ------ ------ 100.94 32.15 7.25 36.58 6.00 100 8 PEAK
Avg	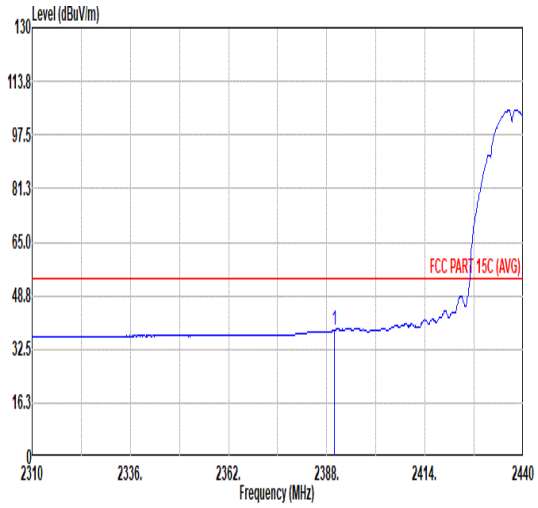 Freq Level Limit Line Over Limit Read Level Ant Factor Cable Loss Preamp Factor Aux Factor APos TPos Remark MHz dBuV/m dBuV/m dB dBuV dB/m dB dB dB cm deg 1 2389.95 38.26 54.00 -15.74 29.77 31.92 7.16 36.59 6.00 100 8 AVERAGE	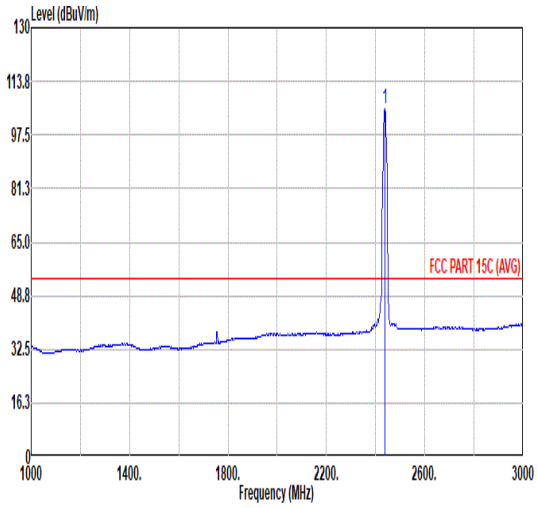 Freq Level Limit Line Over Limit Read Level Ant Factor Cable Loss Preamp Factor Aux Factor APos TPos Remark MHz dBuV/m dBuV/m dB dBuV dB/m dB dB dB cm deg 1 2437.00 105.38 ------ ------ 96.56 32.15 7.25 36.58 6.00 100 8 AVERAGE

Mode	2	
	Band Edge - R	
	2400-2483.5_802.11b_CH06_2437MHz	
ANT	1+2	
Pol.	Vertical	Fundamental
Peak	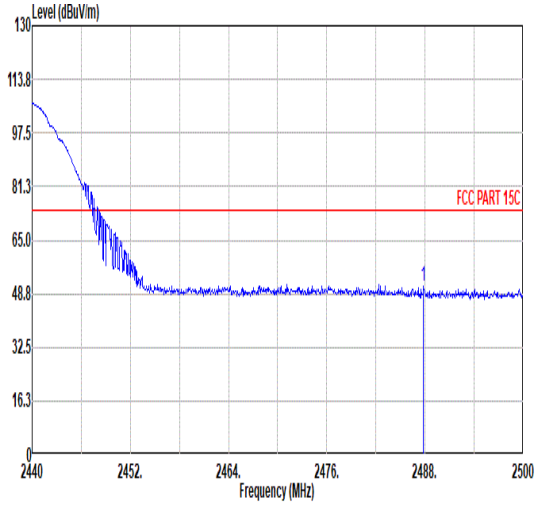 Freq Level Limit Line Over Limit Read Level Ant Factor Cable Loss Preamp Factor Aux Factor APos TPos Remark MHz dBuV/m dBuV/m dB dBuV dB/m dB dB dB cm deg 1 2487.82 50.93 74.00 -23.07 41.88 32.28 7.34 36.57 6.00 100 8 PEAK	Blank
Avg	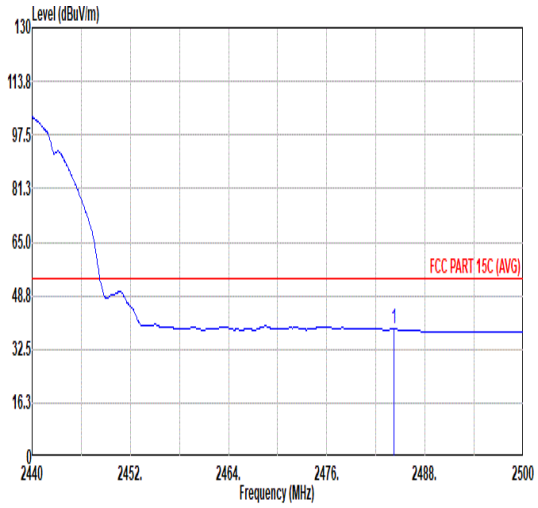 Freq Level Limit Line Over Limit Read Level Ant Factor Cable Loss Preamp Factor Aux Factor APos TPos Remark MHz dBuV/m dBuV/m dB dBuV dB/m dB dB dB cm deg 1 2484.16 38.80 54.00 -15.20 29.77 32.27 7.33 36.57 6.00 100 8 AVERAGE	Blank

Mode	2	
	Harmonic	
	2400-2483.5_802.11b_CH06_2437MHz	
ANT	1+2	
Pol.	Horizontal	Vertical
Peak Avg	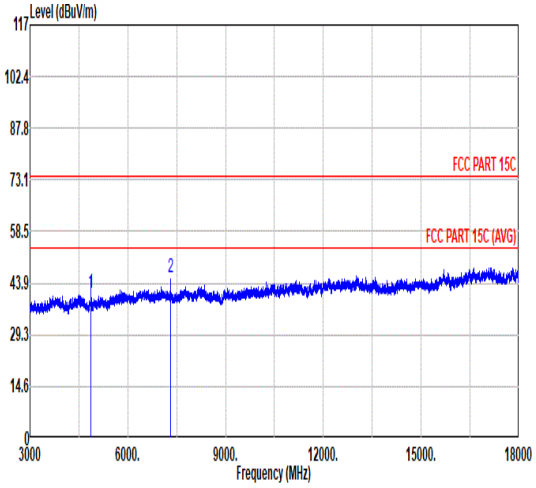 Freq Level Limit Line Over Limit Read Level Ant Factor Cable Loss Preamp Factor Aux Factor APos TPos Remark MHz dBuV/m dBuV/m dB dBuV dB/m dB dB dB cm deg 1 4874.00 41.28 74.00 -32.72 61.36 33.85 10.34 64.27 0.00 --- --- PEAK 2 7311.00 45.50 74.00 -28.50 63.24 35.58 12.78 66.10 0.00 --- --- PEAK	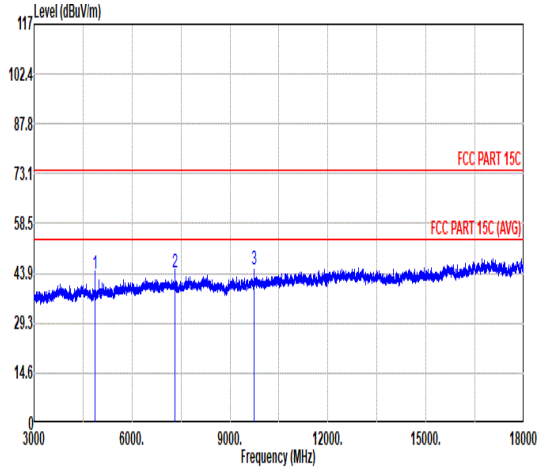 Freq Level Limit Line Over Limit Read Level Ant Factor Cable Loss Preamp Factor Aux Factor APos TPos Remark MHz dBuV/m dBuV/m dB dBuV dB/m dB dB dB cm deg 1 4874.00 43.61 74.00 -30.39 63.69 33.85 10.34 64.27 0.00 --- --- PEAK 2 7311.00 43.95 74.00 -30.05 61.69 35.58 12.78 66.10 0.00 --- --- PEAK 3 9748.50 45.06 83.60 -38.54 60.55 36.80 14.86 67.15 0.00 --- --- PEAK

Mode	3	
	Band Edge	
	2400-2483.5_802.11b_CH11_2462MHz	
ANT	1+2	
Pol.	Horizontal	Fundamental
Peak	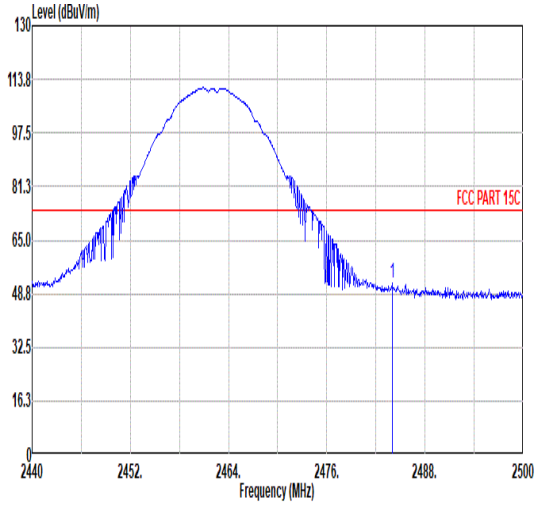 Freq Level Limit Line Over Limit Read Level Ant Factor Cable Loss Preamp Factor Aux Factor APos TPos Remark MHz dBuV/m dBuV/m dB dBuV dB/m dB dB dB cm deg 1 2483.98 51.83 74.00 -22.17 42.80 32.27 7.33 36.57 6.00 348 360 PEAK	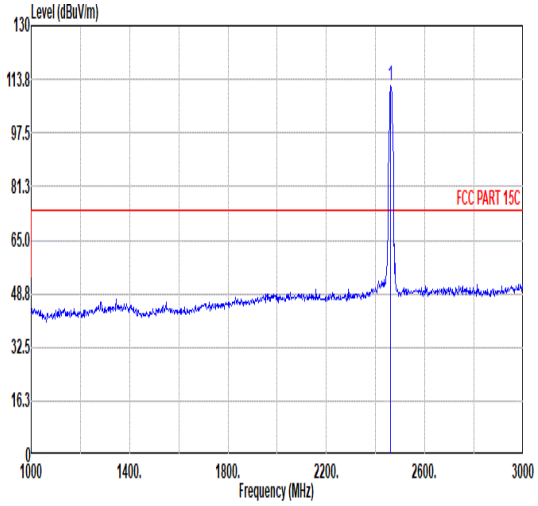 Freq Level Limit Line Over Limit Read Level Ant Factor Cable Loss Preamp Factor Aux Factor APos TPos Remark MHz dBuV/m dBuV/m dB dBuV dB/m dB dB dB cm deg 1 2462.00 111.71 ------ ------ 102.77 32.22 7.29 36.57 6.00 348 360 PEAK
Avg	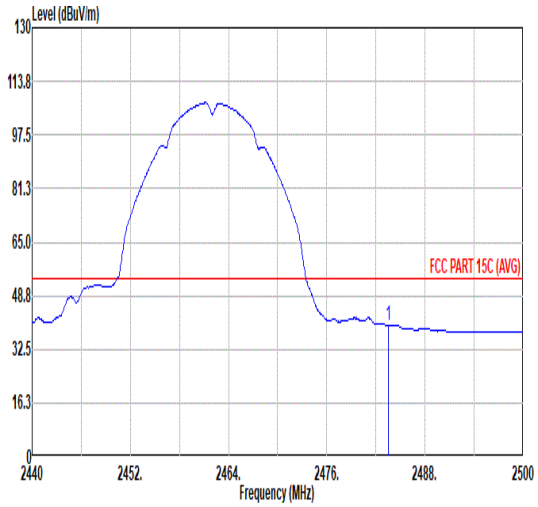 Freq Level Limit Line Over Limit Read Level Ant Factor Cable Loss Preamp Factor Aux Factor APos TPos Remark MHz dBuV/m dBuV/m dB dBuV dB/m dB dB dB cm deg 1 2483.50 39.81 54.00 -14.19 30.78 32.27 7.33 36.57 6.00 348 360 AVERAGE	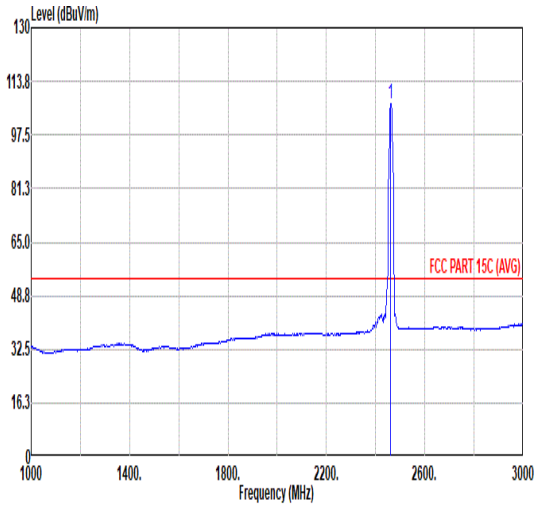 Freq Level Limit Line Over Limit Read Level Ant Factor Cable Loss Preamp Factor Aux Factor APos TPos Remark MHz dBuV/m dBuV/m dB dBuV dB/m dB dB dB cm deg 1 2462.00 107.11 ------ ------ 98.17 32.22 7.29 36.57 6.00 348 360 AVERAGE

Mode	3	
	Band Edge	
	2400-2483.5_802.11b_CH11_2462MHz	
ANT	1+2	
Pol.	Vertical	Fundamental
Peak	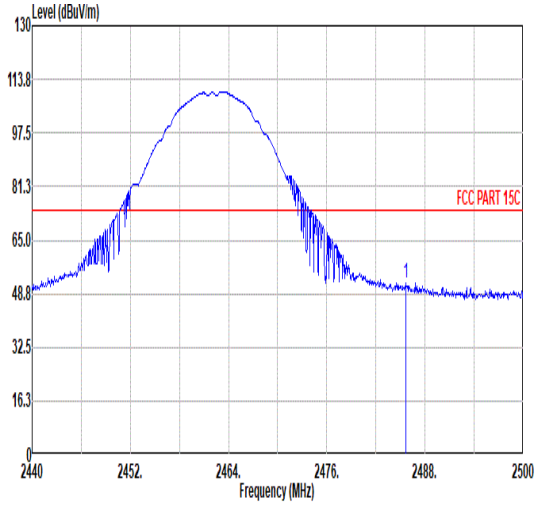 Freq Level Limit Line Over Limit Read Level Ant Factor Cable Loss Preamp Factor Aux Factor APos TPos Remark MHz dBuV/m dBuV/m dB dBuV dB/m dB dB dB cm deg 1 2485.66 52.19 74.00 -21.81 43.16 32.27 7.33 36.57 6.00 100 87 PEAK	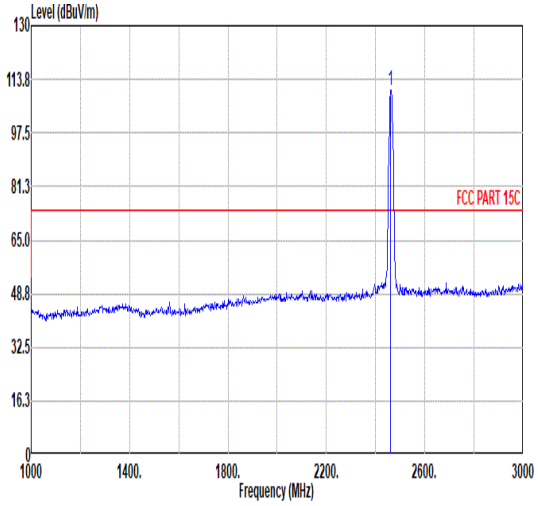 Freq Level Limit Line Over Limit Read Level Ant Factor Cable Loss Preamp Factor Aux Factor APos TPos Remark MHz dBuV/m dBuV/m dB dBuV dB/m dB dB dB cm deg 1 2462.00 110.52 ------ ------ 101.56 32.23 7.30 36.57 6.00 100 87 PEAK
Avg	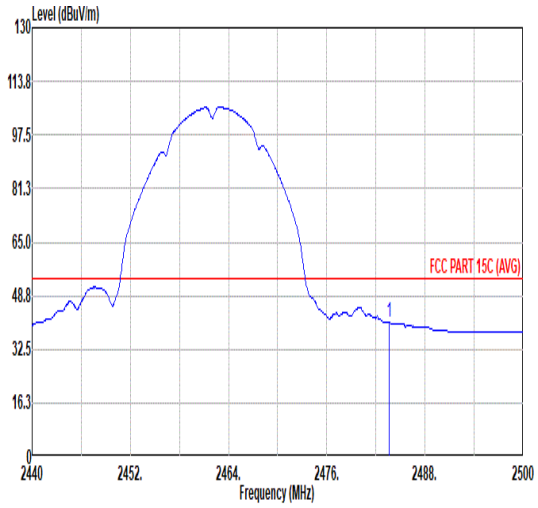 Freq Level Limit Line Over Limit Read Level Ant Factor Cable Loss Preamp Factor Aux Factor APos TPos Remark MHz dBuV/m dBuV/m dB dBuV dB/m dB dB dB cm deg 1 2483.62 40.71 54.00 -13.29 31.68 32.27 7.33 36.57 6.00 100 87 AVERAGE	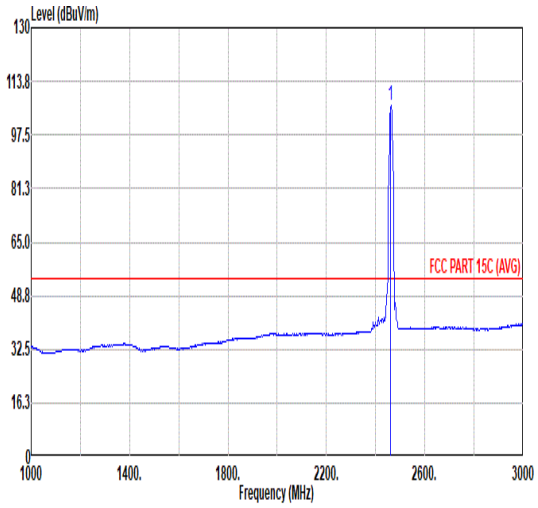 Freq Level Limit Line Over Limit Read Level Ant Factor Cable Loss Preamp Factor Aux Factor APos TPos Remark MHz dBuV/m dBuV/m dB dBuV dB/m dB dB dB cm deg 1 2462.00 106.24 ------ ------ 97.28 32.23 7.30 36.57 6.00 100 87 AVERAGE

Mode	3	
	Harmonic	
	2400-2483.5_802.11b_CH11_2462MHz	
ANT	1+2	
Pol.	Horizontal	Vertical
Peak Avg	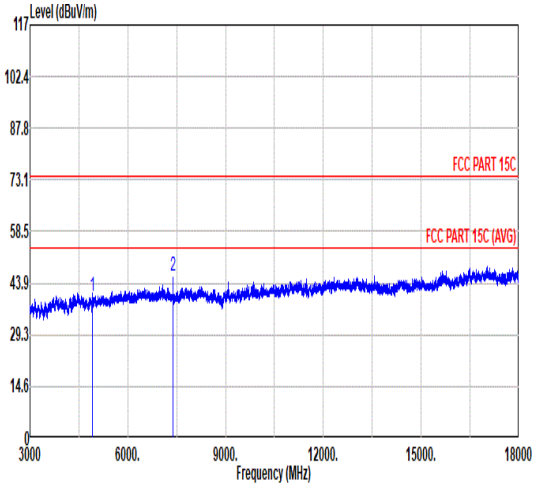 Freq Level Limit Line Over Limit Read Level Ant Factor Cable Loss Preamp Factor Aux Factor APos TPos Remark MHz dBuV/m dBuV/m dB dBuV dB/m dB dB dB cm deg 1 4924.00 40.04 74.00 -33.96 60.04 33.90 10.40 64.30 0.00 --- --- PEAK 2 7386.00 46.08 74.00 -27.92 63.85 35.57 12.88 66.22 0.00 --- --- PEAK	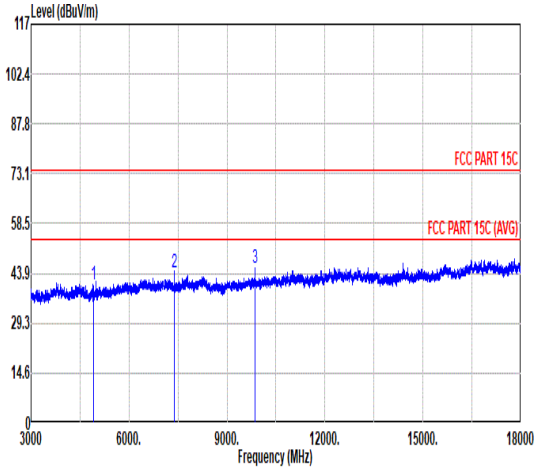 Freq Level Limit Line Over Limit Read Level Ant Factor Cable Loss Preamp Factor Aux Factor APos TPos Remark MHz dBuV/m dBuV/m dB dBuV dB/m dB dB dB cm deg 1 4924.00 40.41 74.00 -33.59 60.41 33.90 10.40 64.30 0.00 --- --- PEAK 2 7386.00 44.29 74.00 -29.71 62.06 35.57 12.88 66.22 0.00 --- --- PEAK 3 9847.50 45.54 84.83 -39.29 60.81 36.90 14.92 67.09 0.00 --- --- PEAK

Mode	4	
	Band Edge	
	2400-2483.5_802.11g_CH01_2412MHz	
ANT	1+2	
Pol.	Horizontal	Fundamental
Peak	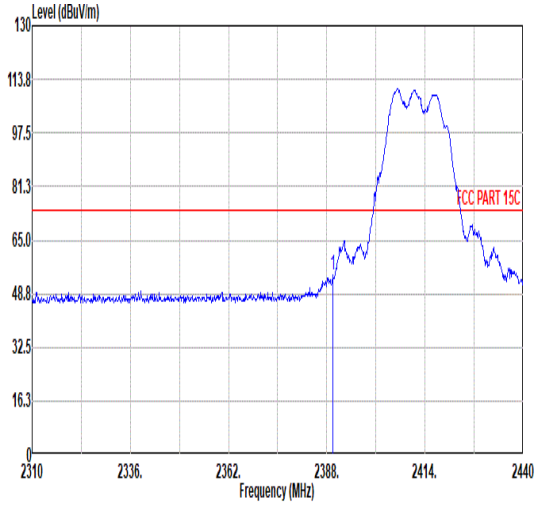 Freq Level Limit Line Over Limit Read Level Ant Factor Cable Loss Preamp Factor Aux Factor APos TPos Remark MHz dBuV/m dBuV/m dB dBuV dB/m dB dB dB cm deg 1 2389.69 54.43 74.00 -19.57 45.94 31.92 7.16 36.59 6.00 313 360 PEAK	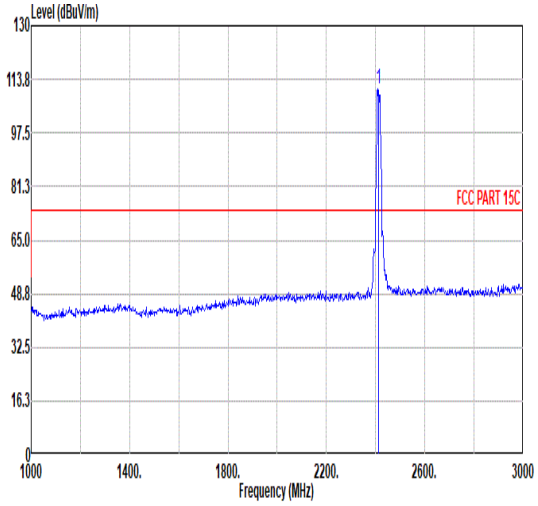 Freq Level Limit Line Over Limit Read Level Ant Factor Cable Loss Preamp Factor Aux Factor APos TPos Remark MHz dBuV/m dBuV/m dB dBuV dB/m dB dB dB cm deg 1 2412.00 110.90 ------ ------ 102.26 32.03 7.19 36.58 6.00 313 360 PEAK
Avg	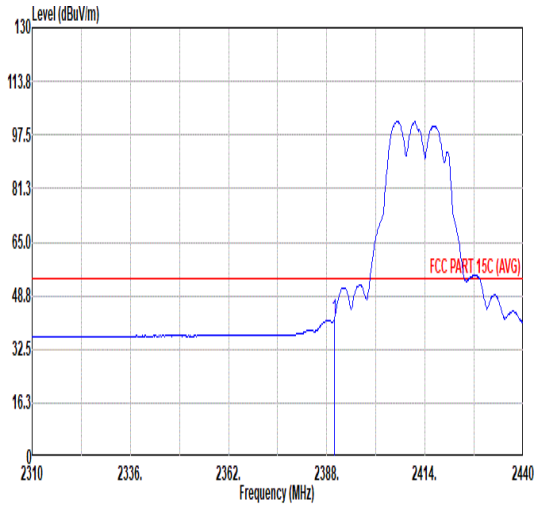 Freq Level Limit Line Over Limit Read Level Ant Factor Cable Loss Preamp Factor Aux Factor APos TPos Remark MHz dBuV/m dBuV/m dB dBuV dB/m dB dB dB cm deg 1 2389.95 41.47 54.00 -12.53 32.98 31.92 7.16 36.59 6.00 313 360 AVERAGE	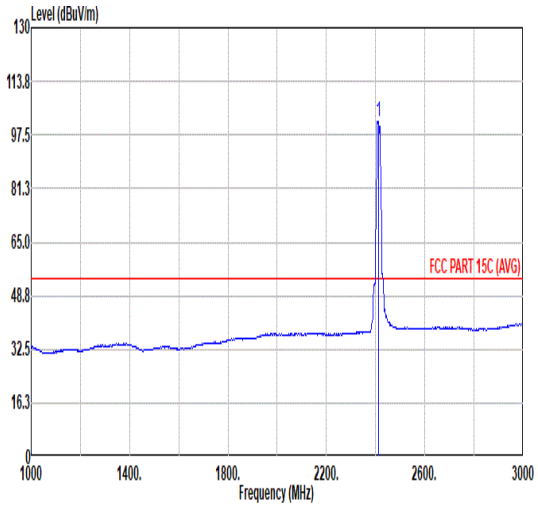 Freq Level Limit Line Over Limit Read Level Ant Factor Cable Loss Preamp Factor Aux Factor APos TPos Remark MHz dBuV/m dBuV/m dB dBuV dB/m dB dB dB cm deg 1 2412.00 101.62 ------ ------ 92.99 32.02 7.19 36.58 6.00 313 360 AVERAGE

Mode	4	
	Band Edge	
	2400-2483.5_802.11g_CH01_2412MHz	
ANT	1+2	
Pol.	Vertical	Fundamental
Peak	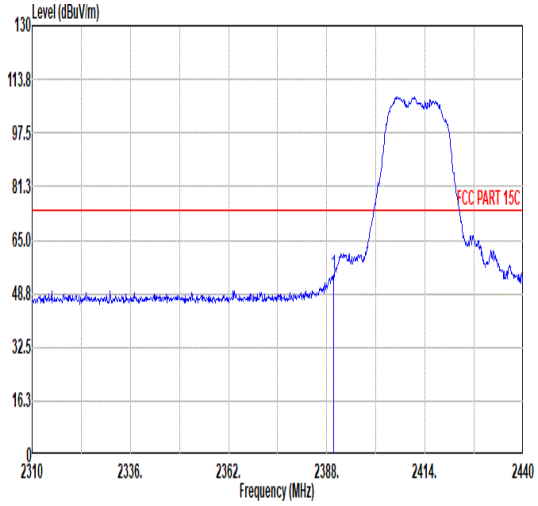 Freq Level Limit Line Over Limit Read Level Ant Factor Cable Loss Preamp Factor Aux Factor APos TPos Remark MHz dBuV/m dBuV/m dB dBuV dB/m dB dB dB cm deg 1 2389.82 54.25 74.00 -19.75 45.76 31.92 7.16 36.59 6.00 100 8 PEAK	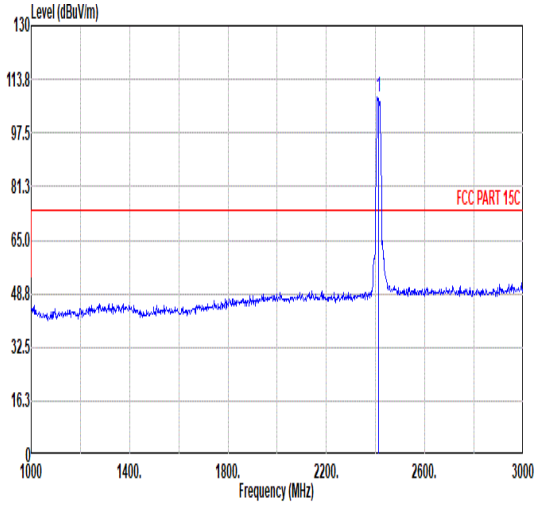 Freq Level Limit Line Over Limit Read Level Ant Factor Cable Loss Preamp Factor Aux Factor APos TPos Remark MHz dBuV/m dBuV/m dB dBuV dB/m dB dB dB cm deg 1 2412.00 108.18 ------ ------ 99.55 32.02 7.19 36.58 6.00 100 8 PEAK
Avg	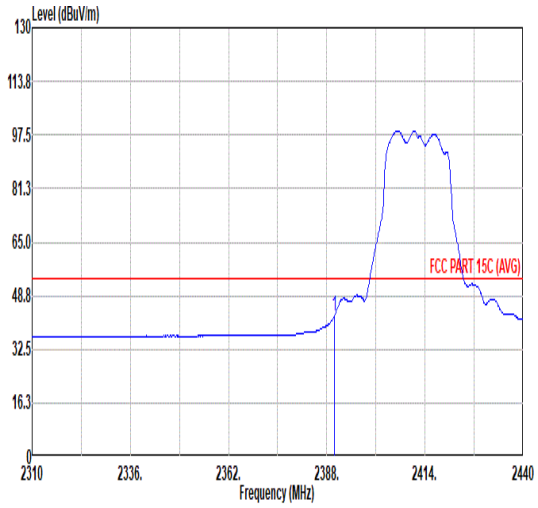 Freq Level Limit Line Over Limit Read Level Ant Factor Cable Loss Preamp Factor Aux Factor APos TPos Remark MHz dBuV/m dBuV/m dB dBuV dB/m dB dB dB cm deg 1 2389.95 42.48 54.00 -11.52 33.99 31.92 7.16 36.59 6.00 100 8 AVERAGE	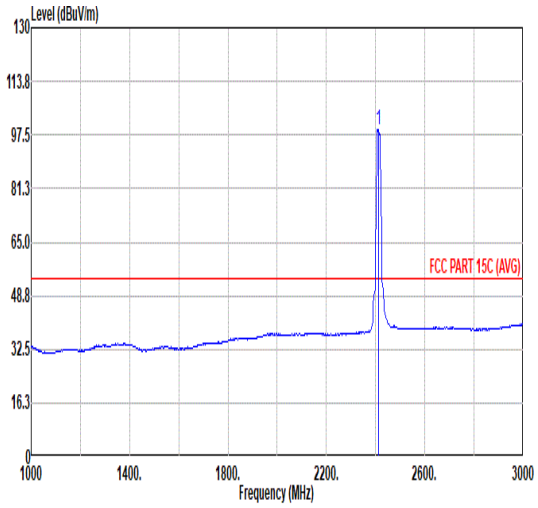 Freq Level Limit Line Over Limit Read Level Ant Factor Cable Loss Preamp Factor Aux Factor APos TPos Remark MHz dBuV/m dBuV/m dB dBuV dB/m dB dB dB cm deg 1 2412.00 99.22 ------ ------ 90.55 32.05 7.20 36.58 6.00 100 8 AVERAGE

Mode	4	
	Harmonic	
	2400-2483.5_802.11g_CH01_2412MHz	
ANT	1+2	
Pol.	Horizontal	Vertical
Peak Avg	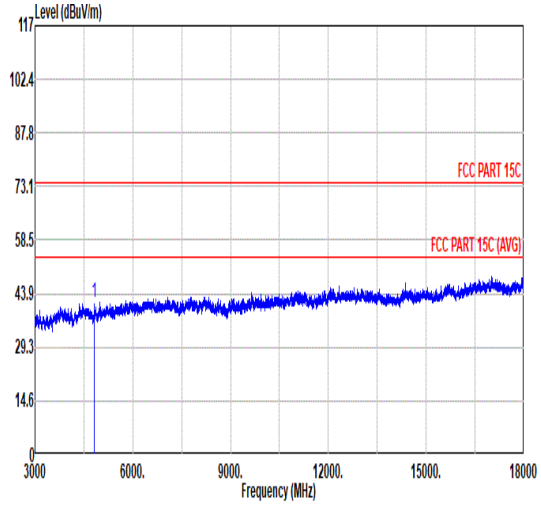 Freq Level Limit Line Over Limit Read Level Ant Factor Cable Loss Preamp Factor Aux Factor APos TPos Remark MHz dBuV/m dBuV/m dB dBuV dB/m dB dB dB cm deg 1 4824.00 41.38 74.00 -32.62 61.51 33.80 10.29 64.22 0.00 --- --- PEAK	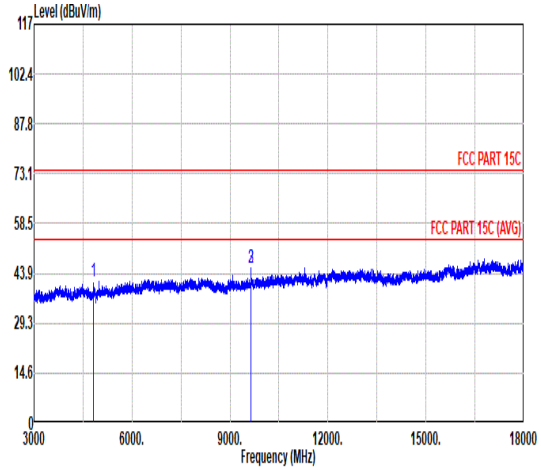 Freq Level Limit Line Over Limit Read Level Ant Factor Cable Loss Preamp Factor Aux Factor APos TPos Remark MHz dBuV/m dBuV/m dB dBuV dB/m dB dB dB cm deg 1 4824.00 41.38 74.00 -32.62 61.51 33.80 10.29 64.22 0.00 --- --- PEAK 2 9648.00 45.47 78.59 -33.12 61.17 36.70 14.81 67.21 0.00 --- --- PEAK 3 9648.00 45.47 74.00 -28.53 61.17 36.70 14.81 67.21 0.00 300 103

Mode	5	
	Band Edge - L	
	2400-2483.5_802.11g_CH06_2437MHz	
ANT	1+2	
Pol.	Horizontal	Fundamental
Peak	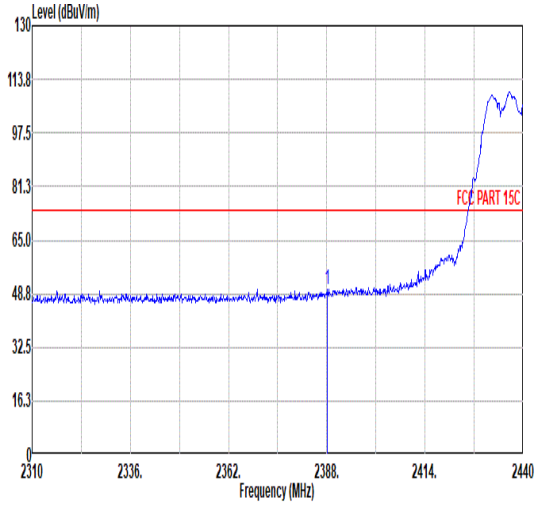 Freq Level Limit Line Over Limit Read Level Ant Factor Cable Loss Preamp Factor Aux Factor APos TPos Remark MHz dBuV/m dBuV/m dB dBuV dB/m dB dB dB cm deg 1 2388.13 50.02 74.00 -23.98 41.55 31.91 7.16 36.60 6.00 345 360 PEAK	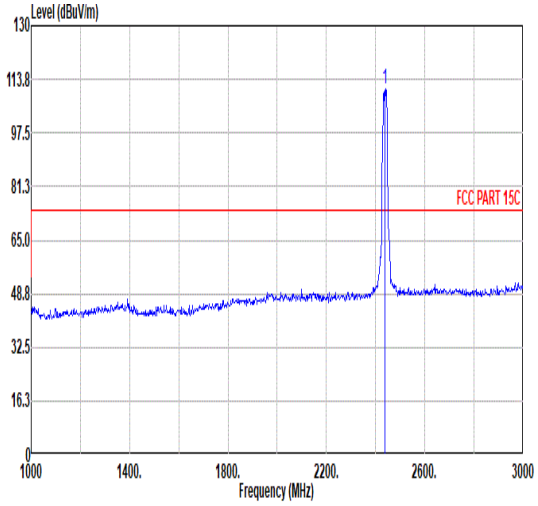 Freq Level Limit Line Over Limit Read Level Ant Factor Cable Loss Preamp Factor Aux Factor APos TPos Remark MHz dBuV/m dBuV/m dB dBuV dB/m dB dB dB cm deg 1 2437.00 111.05 ------ ------ 102.20 32.17 7.26 36.58 6.00 345 360 PEAK
Avg	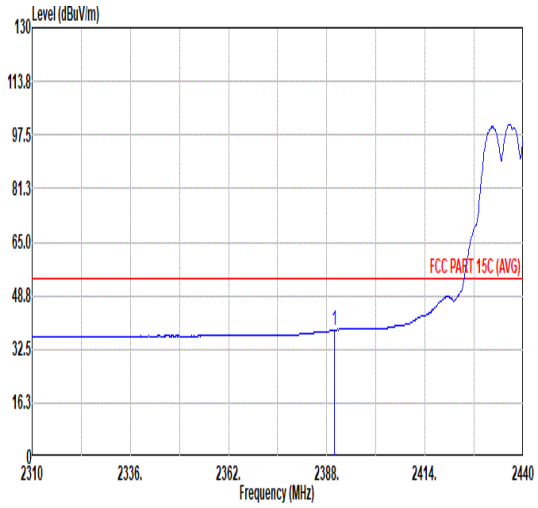 Freq Level Limit Line Over Limit Read Level Ant Factor Cable Loss Preamp Factor Aux Factor APos TPos Remark MHz dBuV/m dBuV/m dB dBuV dB/m dB dB dB cm deg 1 2389.95 38.33 54.00 -15.67 29.84 31.92 7.16 36.59 6.00 345 360 AVERAGE	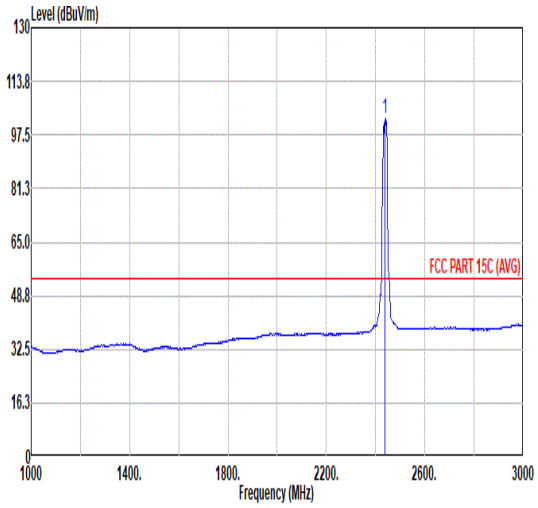 Freq Level Limit Line Over Limit Read Level Ant Factor Cable Loss Preamp Factor Aux Factor APos TPos Remark MHz dBuV/m dBuV/m dB dBuV dB/m dB dB dB cm deg 1 2437.00 102.54 ------ ------ 93.69 32.17 7.26 36.58 6.00 345 360 AVERAGE

Mode	5	
	Band Edge - R	
	2400-2483.5_802.11g_CH06_2437MHz	
ANT	1+2	
Pol.	Horizontal	Fundamental
Peak	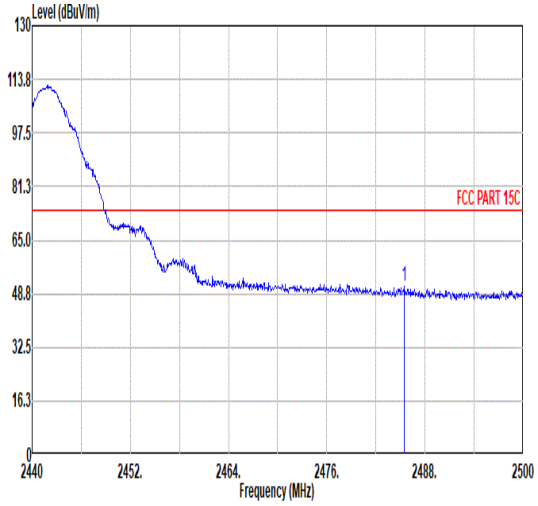 Freq Level Limit Line Over Limit Read Level Ant Factor Cable Loss Preamp Factor Aux Factor APos TPos Remark MHz dBuV/m dBuV/m dB dBuV dB/m dB dB dB cm deg 1 2485.48 50.84 74.00 -23.16 41.81 32.27 7.33 36.57 6.00 345 360 PEAK	Blank
Avg	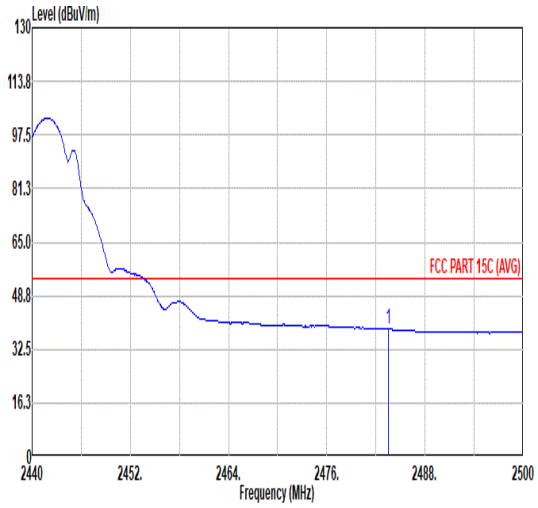 Freq Level Limit Line Over Limit Read Level Ant Factor Cable Loss Preamp Factor Aux Factor APos TPos Remark MHz dBuV/m dBuV/m dB dBuV dB/m dB dB dB cm deg 1 2483.50 38.60 54.00 -15.40 29.57 32.27 7.33 36.57 6.00 345 360 AVERAGE	Blank

Mode	5	
	Band Edge - L	
	2400-2483.5_802.11g_CH06_2437MHz	
ANT	1+2	
Pol.	Vertical	Fundamental
Peak	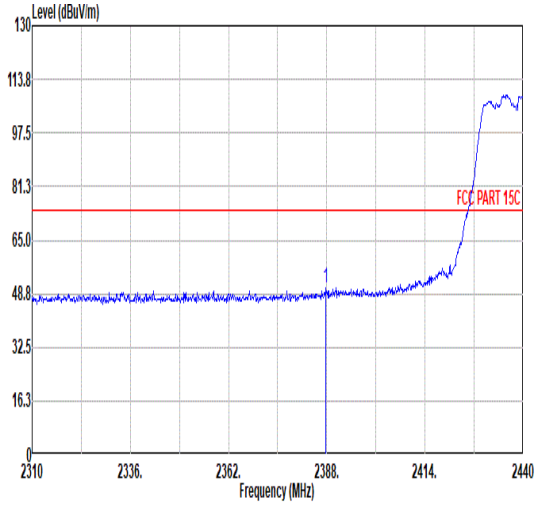 Freq Level Limit Line Over Limit Read Level Ant Factor Cable Loss Preamp Factor Aux Factor APos TPos Remark MHz dBuV/m dBuV/m dB dBuV dB/m dB dB dB cm deg 1 2387.74 50.47 74.00 -23.53 42.01 31.90 7.16 36.60 6.00 100 21 PEAK	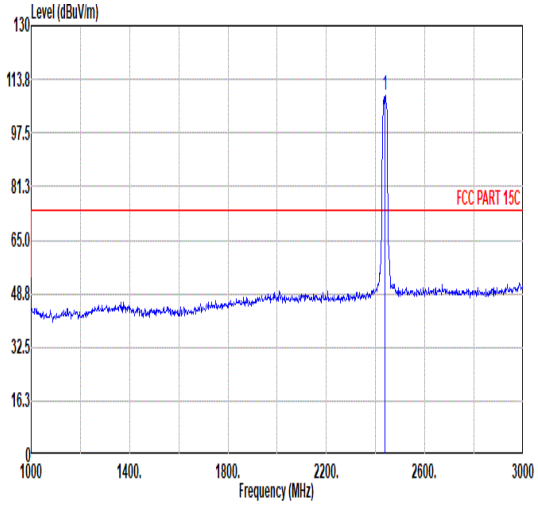 Freq Level Limit Line Over Limit Read Level Ant Factor Cable Loss Preamp Factor Aux Factor APos TPos Remark MHz dBuV/m dBuV/m dB dBuV dB/m dB dB dB cm deg 1 2437.00 108.89 ------ ------ 100.04 32.17 7.26 36.58 6.00 100 21 PEAK
Avg	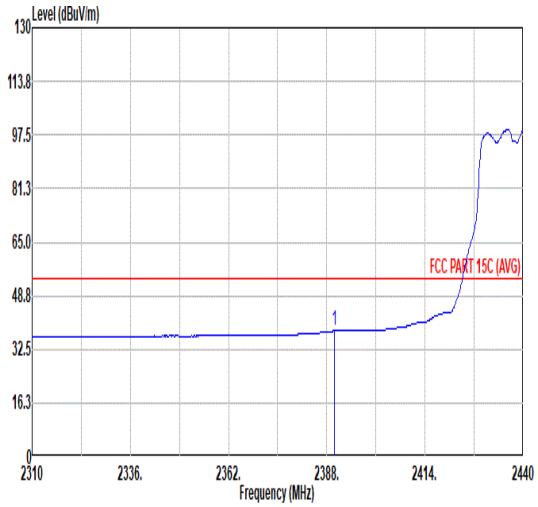 Freq Level Limit Line Over Limit Read Level Ant Factor Cable Loss Preamp Factor Aux Factor APos TPos Remark MHz dBuV/m dBuV/m dB dBuV dB/m dB dB dB cm deg 1 2389.95 38.04 54.00 -15.96 29.55 31.92 7.16 36.59 6.00 100 21 AVERAGE	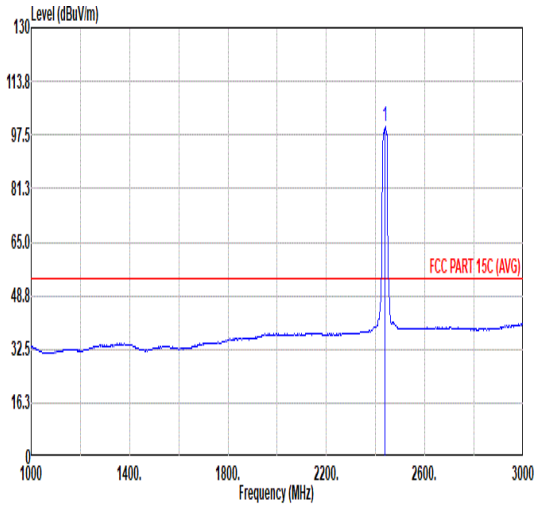 Freq Level Limit Line Over Limit Read Level Ant Factor Cable Loss Preamp Factor Aux Factor APos TPos Remark MHz dBuV/m dBuV/m dB dBuV dB/m dB dB dB cm deg 1 2437.00 99.88 ------ ------ 91.05 32.16 7.25 36.58 6.00 100 21 AVERAGE

Mode	5	
	Band Edge - R	
	2400-2483.5_802.11g_CH06_2437MHz	
ANT	1+2	
Pol.	Vertical	Fundamental
Peak	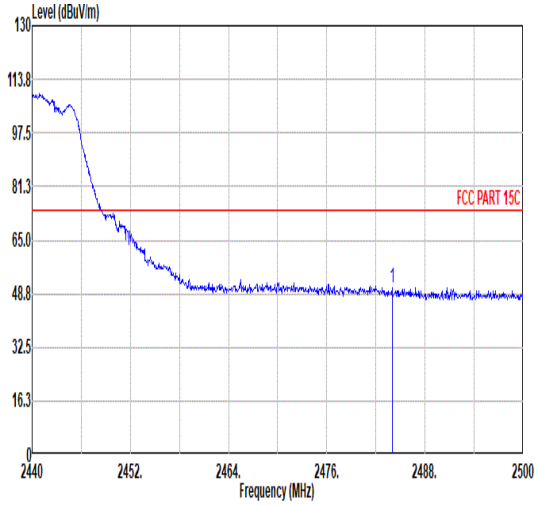 Freq Level Limit Line Over Limit Read Level Ant Factor Cable Loss Preamp Factor Aux Factor APos TPos Remark MHz dBuV/m dBuV/m dB dBuV dB/m dB dB dB cm deg 1 2483.98 50.77 74.00 -23.23 41.74 32.27 7.33 36.57 6.00 100 21 PEAK	Blank
Avg	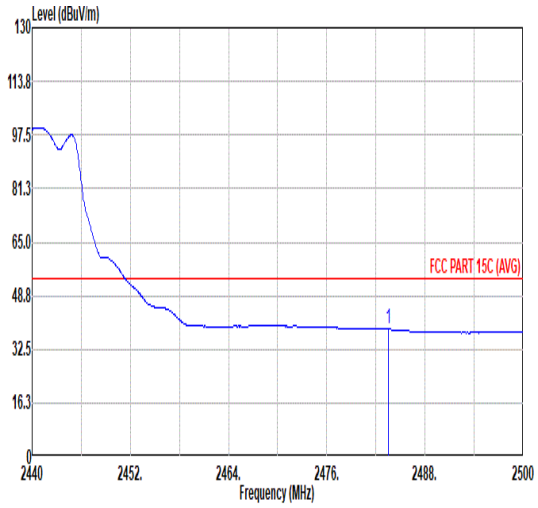 Freq Level Limit Line Over Limit Read Level Ant Factor Cable Loss Preamp Factor Aux Factor APos TPos Remark MHz dBuV/m dBuV/m dB dBuV dB/m dB dB dB cm deg 1 2483.50 38.57 54.00 -15.43 29.54 32.27 7.33 36.57 6.00 100 21 AVERAGE	Blank

Mode	5	
	Harmonic	
	2400-2483.5_802.11g_CH06_2437MHz	
ANT	1+2	
Pol.	Horizontal	Vertical
Peak Avg	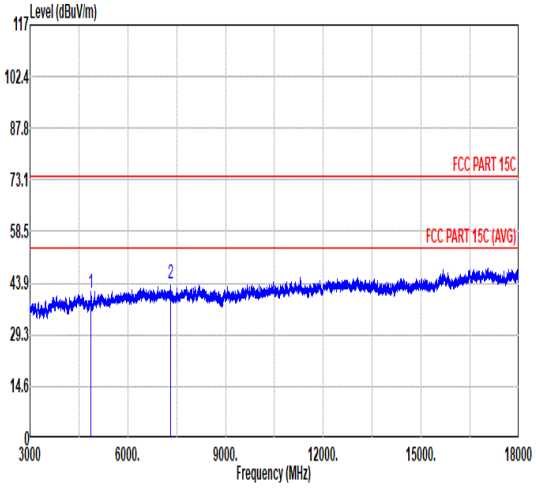 Freq Level Limit Line Over Limit Read Level Ant Factor Cable Loss Preamp Factor Aux Factor APos TPos Remark MHz dBuV/m dBuV/m dB dBuV dB/m dB dB dB cm deg 1 4874.00 41.23 74.00 -32.77 61.31 33.85 10.34 64.27 0.00 --- --- PEAK 2 7311.00 43.49 74.00 -30.51 61.23 35.58 12.78 66.10 0.00 --- --- PEAK	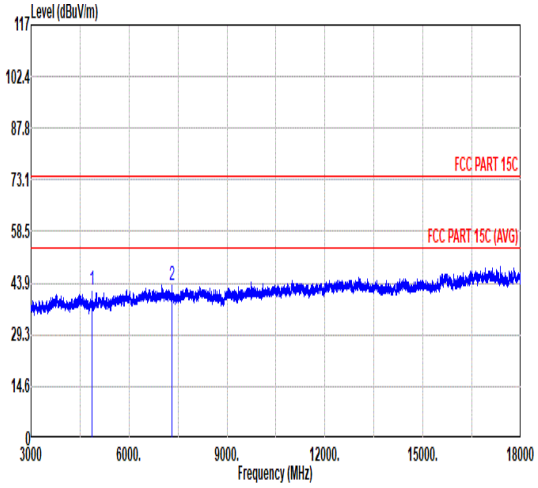 Freq Level Limit Line Over Limit Read Level Ant Factor Cable Loss Preamp Factor Aux Factor APos TPos Remark MHz dBuV/m dBuV/m dB dBuV dB/m dB dB dB cm deg 1 4874.00 41.95 74.00 -32.05 62.03 33.85 10.34 64.27 0.00 --- --- PEAK 2 7311.00 43.17 74.00 -30.83 60.91 35.58 12.78 66.10 0.00 --- --- PEAK

Mode	6	
	Band Edge	
	2400-2483.5_802.11g_CH11_2462MHz	
ANT	1+2	
Pol.	Horizontal	Fundamental
Peak	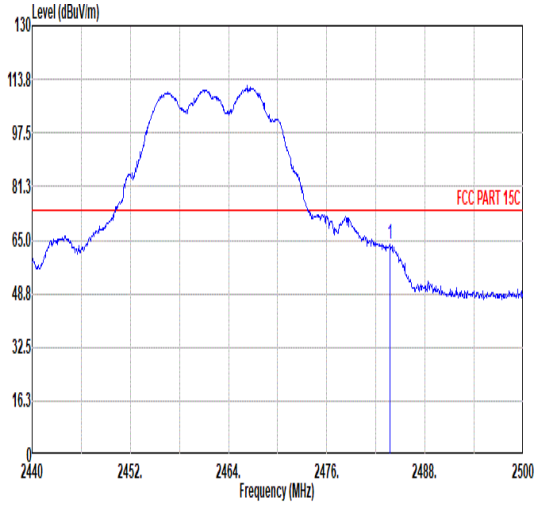 Freq Level Limit Line Over Limit Read Level Ant Factor Cable Loss Preamp Factor Aux Factor APos TPos Remark MHz dBuV/m dBuV/m dB dBuV dB/m dB dB dB cm deg 1 2483.68 63.61 74.00 -10.39 54.58 32.27 7.33 36.57 6.00 338 1 PEAK	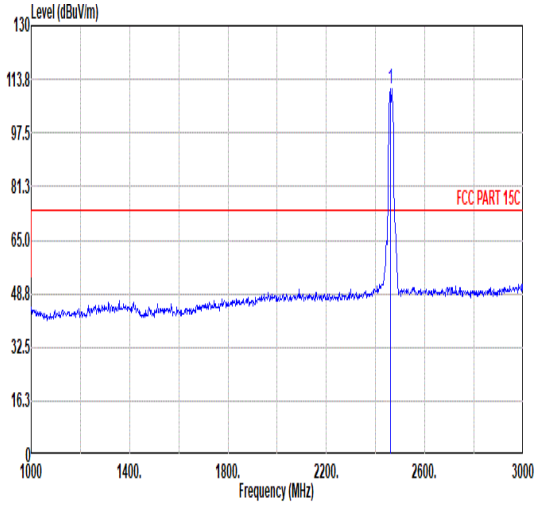 Freq Level Limit Line Over Limit Read Level Ant Factor Cable Loss Preamp Factor Aux Factor APos TPos Remark MHz dBuV/m dBuV/m dB dBuV dB/m dB dB dB cm deg 1 2462.00 111.01 ------ ------ 102.04 32.24 7.30 36.57 6.00 338 1 PEAK
Avg	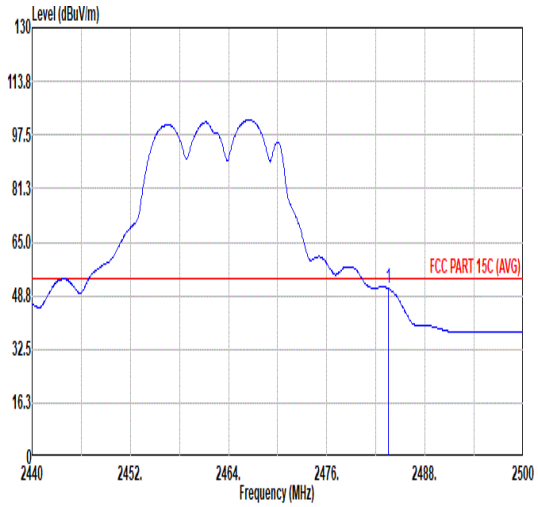 Freq Level Limit Line Over Limit Read Level Ant Factor Cable Loss Preamp Factor Aux Factor APos TPos Remark MHz dBuV/m dBuV/m dB dBuV dB/m dB dB dB cm deg 1 2483.50 50.96 54.00 -3.04 41.93 32.27 7.33 36.57 6.00 338 1 AVERAGE	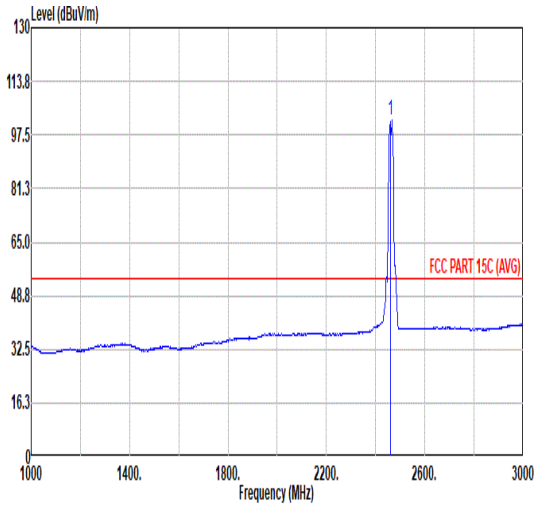 Freq Level Limit Line Over Limit Read Level Ant Factor Cable Loss Preamp Factor Aux Factor APos TPos Remark MHz dBuV/m dBuV/m dB dBuV dB/m dB dB dB cm deg 1 2462.00 102.01 ------ ------ 93.05 32.23 7.30 36.57 6.00 338 1 AVERAGE

Mode	6	
	Band Edge	
	2400-2483.5_802.11g_CH11_2462MHz	
ANT	1+2	
Pol.	Vertical	Fundamental
Peak	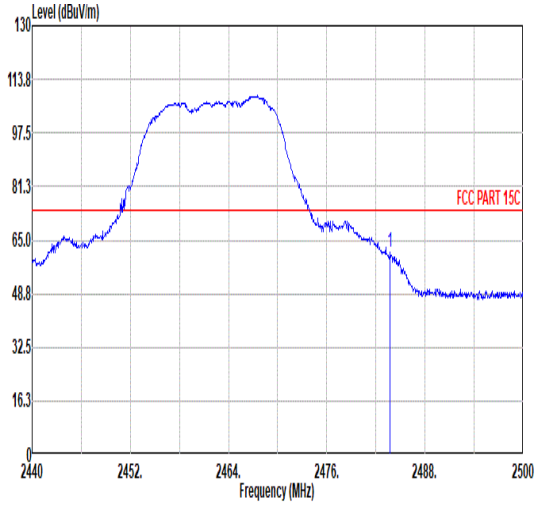 Freq Level Limit Line Over Limit Read Level Ant Factor Cable Loss Preamp Factor Aux Factor APos TPos Remark MHz dBuV/m dBuV/m dB dBuV dB/m dB dB dB cm deg 1 2483.74 61.37 74.00 -12.63 52.34 32.27 7.33 36.57 6.00 100 82 PEAK	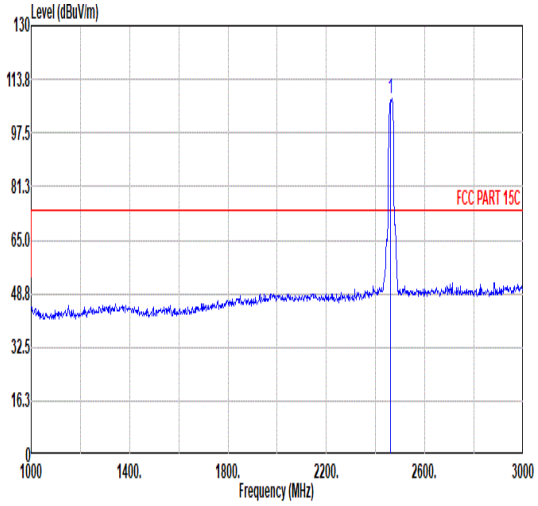 Freq Level Limit Line Over Limit Read Level Ant Factor Cable Loss Preamp Factor Aux Factor APos TPos Remark MHz dBuV/m dBuV/m dB dBuV dB/m dB dB dB cm deg 1 2462.00 107.90 ------ ------ 98.93 32.24 7.30 36.57 6.00 100 82 PEAK
Avg	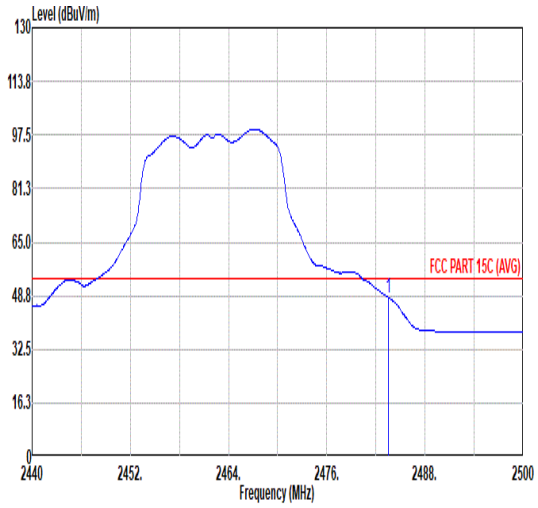 Freq Level Limit Line Over Limit Read Level Ant Factor Cable Loss Preamp Factor Aux Factor APos TPos Remark MHz dBuV/m dBuV/m dB dBuV dB/m dB dB dB cm deg 1 2483.50 48.25 54.00 -5.75 39.22 32.27 7.33 36.57 6.00 100 82 AVERAGE	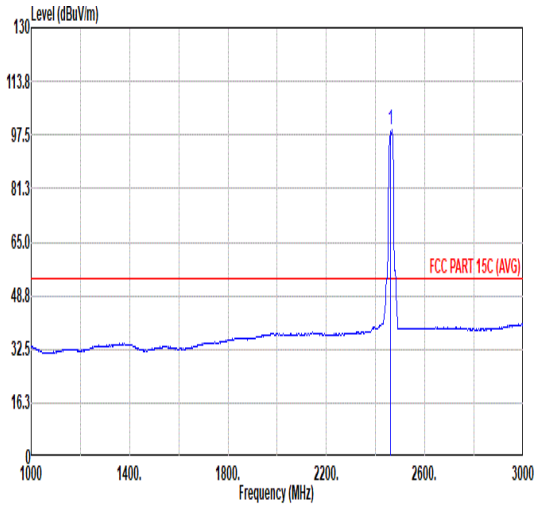 Freq Level Limit Line Over Limit Read Level Ant Factor Cable Loss Preamp Factor Aux Factor APos TPos Remark MHz dBuV/m dBuV/m dB dBuV dB/m dB dB dB cm deg 1 2462.00 99.16 ------ ------ 90.19 32.24 7.30 36.57 6.00 100 82 AVERAGE

Mode	6	
	Harmonic	
	2400-2483.5_802.11g_CH11_2462MHz	
ANT	1+2	
Pol.	Horizontal	Vertical
Peak Avg	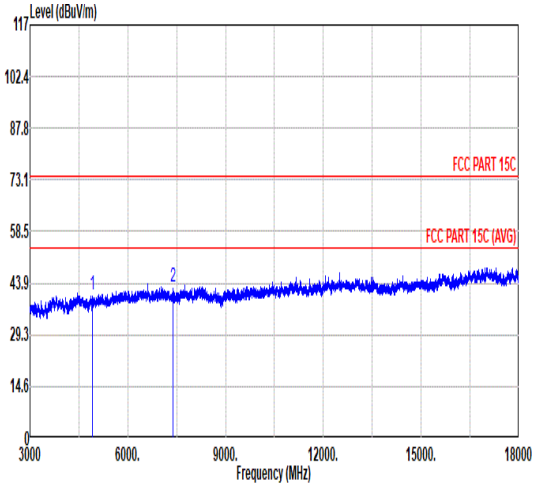 Freq Level Limit Line Over Limit Read Level Ant Factor Cable Loss Preamp Factor Aux Factor APos TPos Remark MHz dBuV/m dBuV/m dB dBuV dB/m dB dB dB cm deg 1 4924.00 40.67 74.00 -33.33 60.67 33.90 10.40 64.30 0.00 --- --- PEAK 2 7386.00 42.79 74.00 -31.21 60.56 35.57 12.88 66.22 0.00 --- --- PEAK	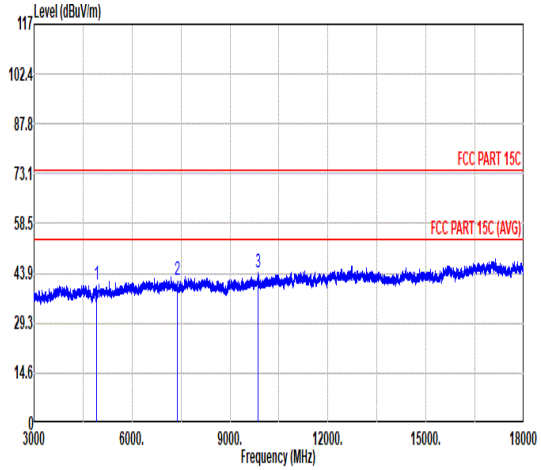 Freq Level Limit Line Over Limit Read Level Ant Factor Cable Loss Preamp Factor Aux Factor APos TPos Remark MHz dBuV/m dBuV/m dB dBuV dB/m dB dB dB cm deg 1 4924.00 40.59 74.00 -33.41 60.59 33.90 10.40 64.30 0.00 --- --- PEAK 2 7386.00 41.80 74.00 -32.20 59.57 35.57 12.88 66.22 0.00 --- --- PEAK 3 9847.50 44.21 80.91 -36.70 59.48 36.90 14.92 67.09 0.00 --- --- PEAK

Mode	7	
	Band Edge - L	
	2400-2483.5_802.11ax HE20_CH01_Full RU _2412MHz	
ANT	1+2	
Pol.	Horizontal	Fundamental
Peak	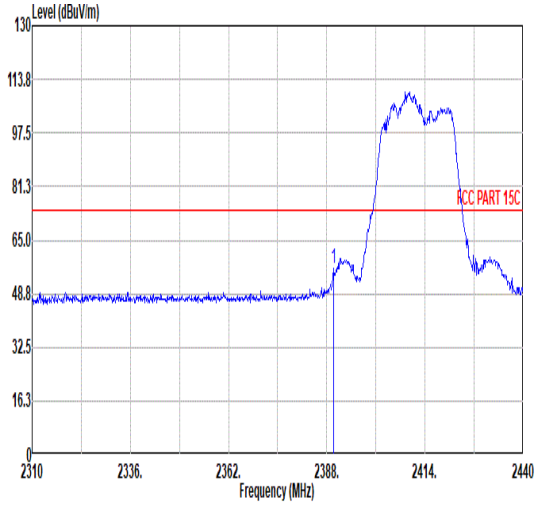 Freq Level Limit Line Over Limit Read Level Ant Factor Cable Loss Preamp Factor Aux Factor APos TPos Remark MHz dBuV/m dBuV/m dB dBuV dB/m dB dB dB cm deg 1 2389.82 56.58 74.00 -17.42 48.09 31.92 7.16 36.59 6.00 313 360 PEAK	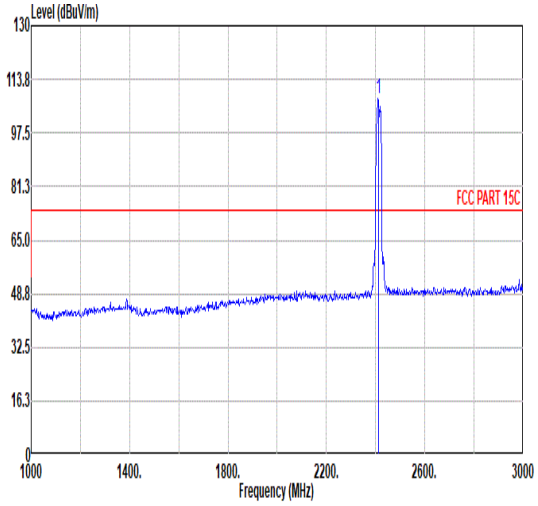 Freq Level Limit Line Over Limit Read Level Ant Factor Cable Loss Preamp Factor Aux Factor APos TPos Remark MHz dBuV/m dBuV/m dB dBuV dB/m dB dB dB cm deg 1 2412.00 107.69 ------ ------ 99.03 32.04 7.20 36.58 6.00 313 360 PEAK
Avg	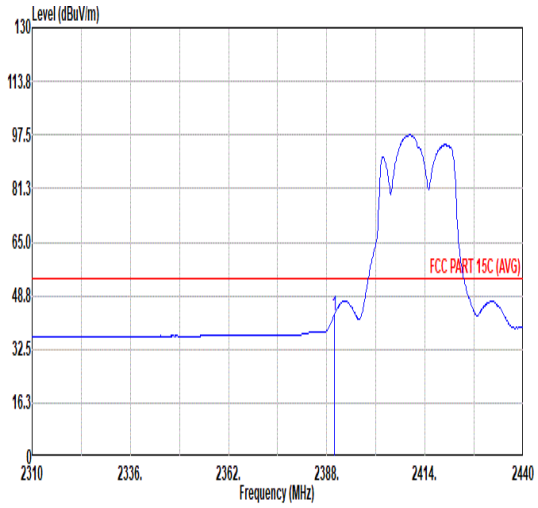 Freq Level Limit Line Over Limit Read Level Ant Factor Cable Loss Preamp Factor Aux Factor APos TPos Remark MHz dBuV/m dBuV/m dB dBuV dB/m dB dB dB cm deg 1 2389.95 42.90 54.00 -11.10 34.41 31.92 7.16 36.59 6.00 313 360 AVERAGE	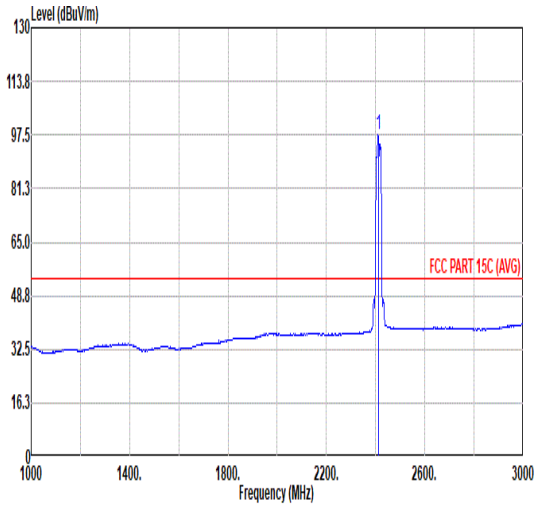 Freq Level Limit Line Over Limit Read Level Ant Factor Cable Loss Preamp Factor Aux Factor APos TPos Remark MHz dBuV/m dBuV/m dB dBuV dB/m dB dB dB cm deg 1 2412.00 97.44 ------ ------ 88.78 32.04 7.20 36.58 6.00 313 360 AVERAGE

Mode	7	
	Band Edge - R	
	2400-2483.5_802.11ax HE20_CH01_Full RU _2412MHz	
ANT	1+2	
Pol.	Horizontal	Fundamental
Peak	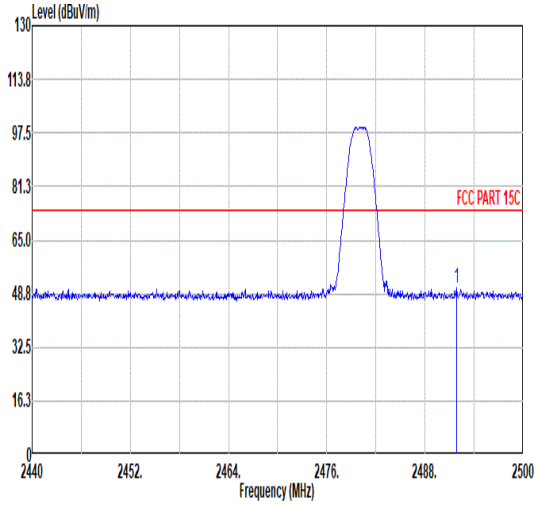 Freq Level Limit Line Over Limit Read Level Ant Factor Cable Loss Preamp Factor Aux Factor APos TPos Remark MHz dBuV/m dBuV/m dB dBuV dB/m dB dB dB cm deg 1 2491.84 50.30 74.00 -23.70 41.24 32.28 7.35 36.57 6.00 210 313 PEAK	Blank
Avg	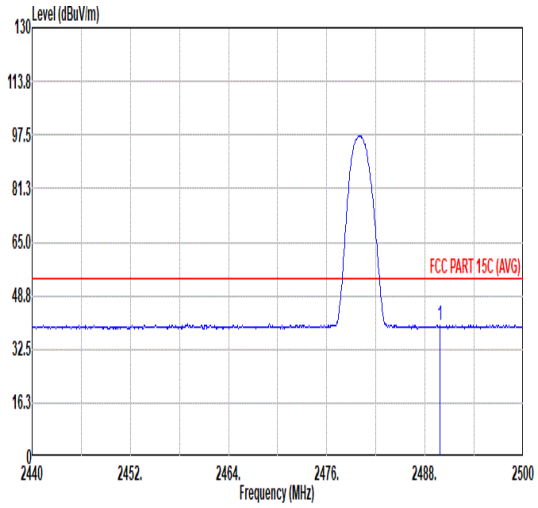 Freq Level Limit Line Over Limit Read Level Ant Factor Cable Loss Preamp Factor Aux Factor APos TPos Remark MHz dBuV/m dBuV/m dB dBuV dB/m dB dB dB cm deg 1 2489.80 39.83 54.00 -14.17 30.78 32.28 7.34 36.57 6.00 210 313 AVERAGE	Blank

Mode	7	
	Band Edge - L	
	2400-2483.5_802.11ax HE20_CH01_Full RU _2412MHz	
ANT	1+2	
Pol.	Vertical	Fundamental
Peak	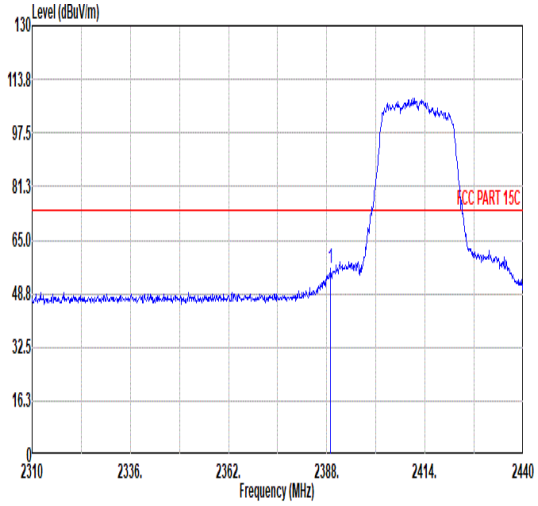 Freq Level Limit Line Over Limit Read Level Ant Factor Cable Loss Preamp Factor Aux Factor APos TPos Remark MHz dBuV/m dBuV/m dB dBuV dB/m dB dB dB cm deg 1 2389.04 56.58 74.00 -17.42 48.11 31.91 7.16 36.60 6.00 100 7 PEAK	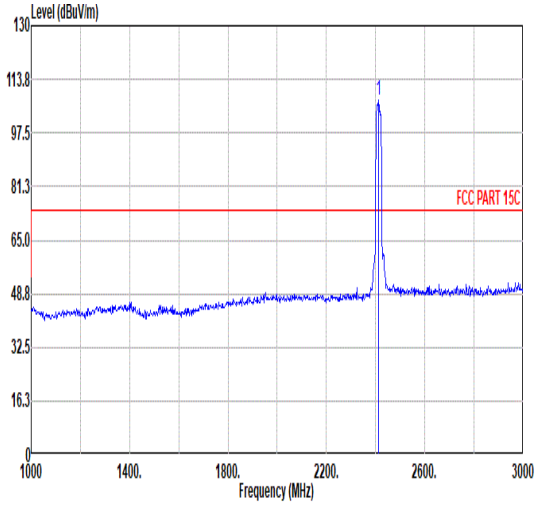 Freq Level Limit Line Over Limit Read Level Ant Factor Cable Loss Preamp Factor Aux Factor APos TPos Remark MHz dBuV/m dBuV/m dB dBuV dB/m dB dB dB cm deg 1 2412.00 107.28 ------ ------ 98.61 32.05 7.20 36.58 6.00 100 7 PEAK
Avg	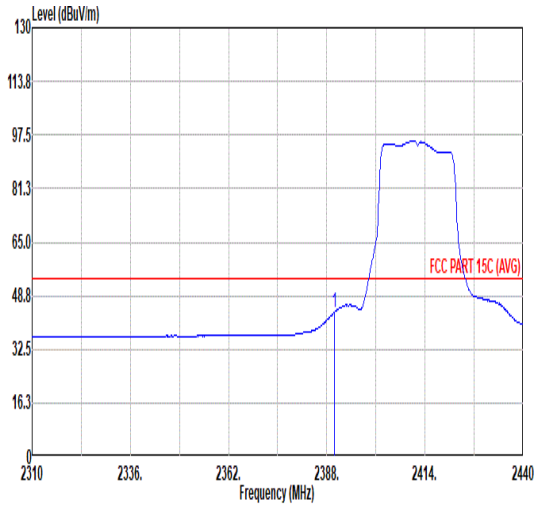 Freq Level Limit Line Over Limit Read Level Ant Factor Cable Loss Preamp Factor Aux Factor APos TPos Remark MHz dBuV/m dBuV/m dB dBuV dB/m dB dB dB cm deg 1 2389.95 43.70 54.00 -10.30 35.21 31.92 7.16 36.59 6.00 100 7 AVERAGE	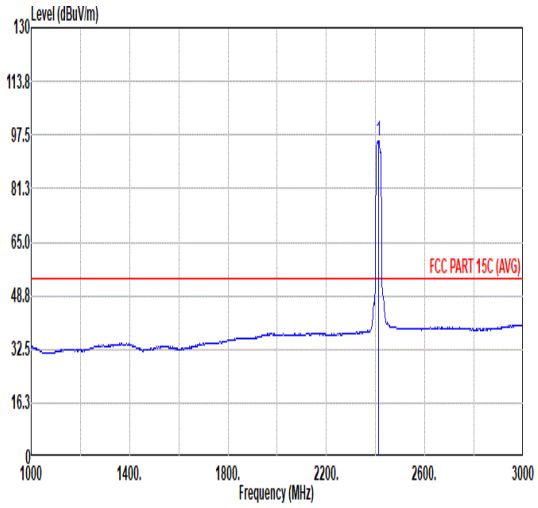 Freq Level Limit Line Over Limit Read Level Ant Factor Cable Loss Preamp Factor Aux Factor APos TPos Remark MHz dBuV/m dBuV/m dB dBuV dB/m dB dB dB cm deg 1 2412.00 95.70 ------ ------ 87.03 32.05 7.20 36.58 6.00 100 7 AVERAGE

Mode	7	
	Band Edge - R	
	2400-2483.5_802.11ax HE20_CH01_Full RU _2412MHz	
ANT	1+2	
Pol.	Vertical	Fundamental
Peak	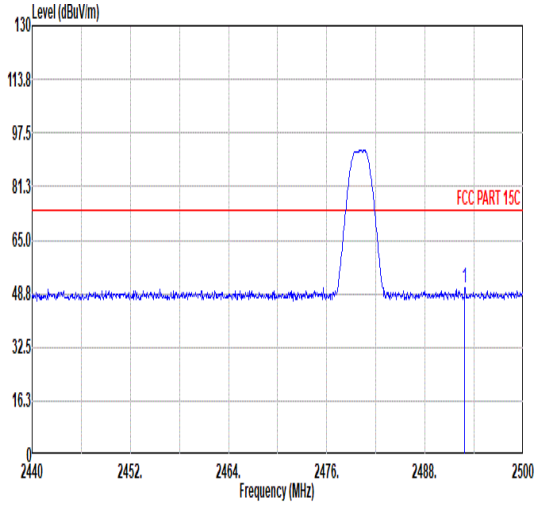 Freq Level Limit Line Over Limit Read Level Ant Factor Cable Loss Preamp Factor Aux Factor APos TPos Remark MHz dBuV/m dBuV/m dB dBuV dB/m dB dB dB cm deg 1 2492.86 50.48 74.00 -23.52 41.41 32.29 7.35 36.57 6.00 325 31 PEAK	Blank
Avg	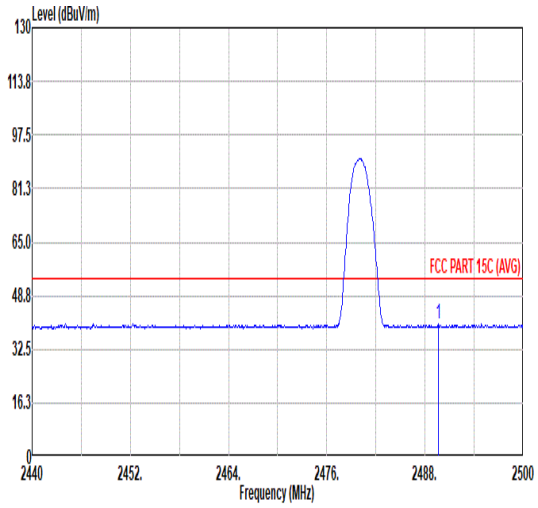 Freq Level Limit Line Over Limit Read Level Ant Factor Cable Loss Preamp Factor Aux Factor APos TPos Remark MHz dBuV/m dBuV/m dB dBuV dB/m dB dB dB cm deg 1 2489.62 40.17 54.00 -13.83 31.12 32.28 7.34 36.57 6.00 325 31 AVERAGE	Blank

Mode	7	
	Harmonic	
	2400-2483.5_802.11ax HE20_CH01_Full RU _2412MHz	
ANT	1+2	
Pol.	Horizontal	Vertical
Peak Avg	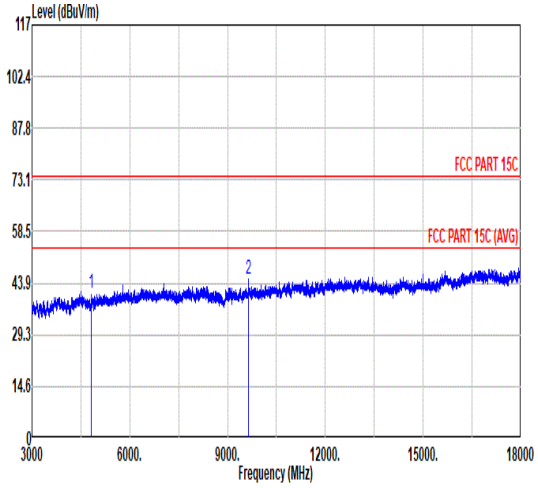 Freq Level Limit Line Over Limit Read Level Ant Factor Cable Loss Preamp Factor Aux Factor APos TPos Remark MHz dBuV/m dBuV/m dB dBuV dB/m dB dB dB cm deg 1 4824.00 40.85 74.00 -33.15 60.98 33.80 10.29 64.22 0.00 --- --- PEAK 2 9648.00 45.00 74.00 -29.00 60.70 36.70 14.81 67.21 0.00 300 69	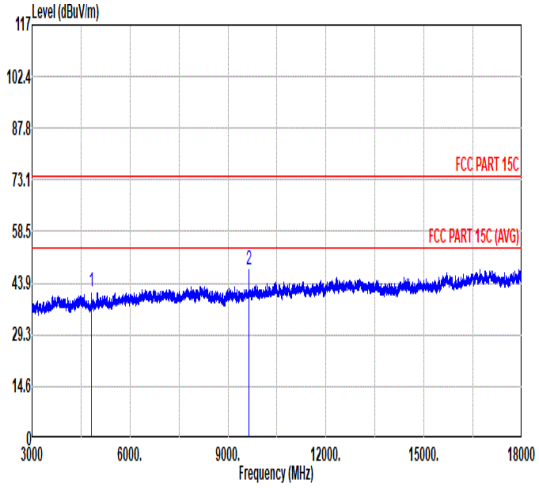 Freq Level Limit Line Over Limit Read Level Ant Factor Cable Loss Preamp Factor Aux Factor APos TPos Remark MHz dBuV/m dBuV/m dB dBuV dB/m dB dB dB cm deg 1 4824.00 41.45 74.00 -32.55 61.58 33.80 10.29 64.22 0.00 --- --- PEAK 2 9648.00 47.87 74.00 -26.13 63.57 36.70 14.81 67.21 0.00 300 108

Mode	8	
	Band Edge	
	2400-2483.5_802.11ax HE20_CH01_ RU26/0_2412MHz	
ANT	1+2	
Pol.	Horizontal	Fundamental
Peak	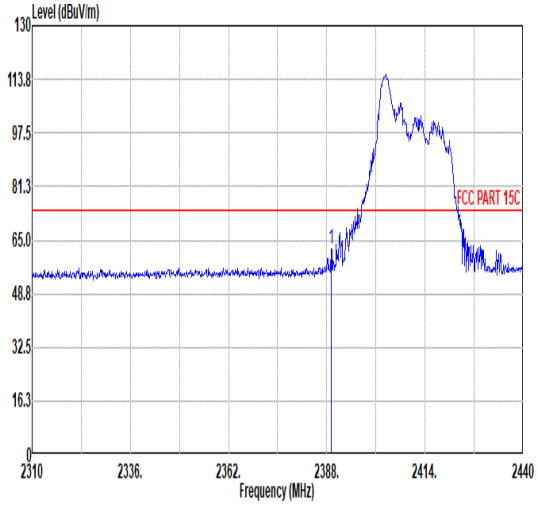 Freq Level Limit Line Over Limit Read Level Ant Factor Cable Loss Preamp Factor Aux Factor APos TPos Remark MHz dBuV/m dBuV/m dB dBuV dB/m dB dB dB cm deg 1 2389.17 62.45 74.00 -11.55 53.98 31.91 7.16 36.60 6.00 327 360 PEAK	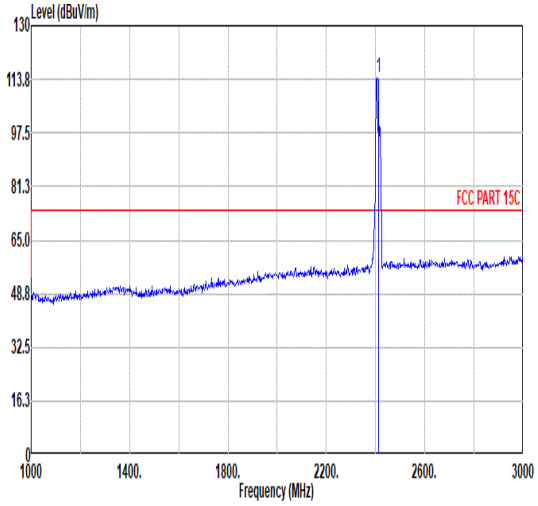 Freq Level Limit Line Over Limit Read Level Ant Factor Cable Loss Preamp Factor Aux Factor APos TPos Remark MHz dBuV/m dBuV/m dB dBuV dB/m dB dB dB cm deg 1 2412.00 114.49 ------ ------ 105.86 32.02 7.19 36.58 6.00 327 360 PEAK
Avg	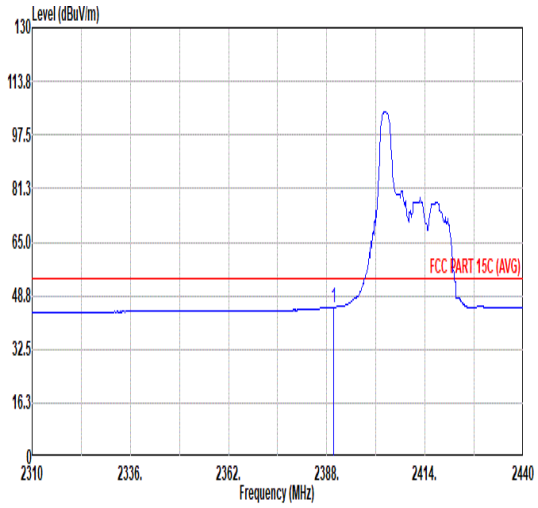 Freq Level Limit Line Over Limit Read Level Ant Factor Cable Loss Preamp Factor Aux Factor APos TPos Remark MHz dBuV/m dBuV/m dB dBuV dB/m dB dB dB cm deg 1 2389.82 45.27 54.00 -8.73 36.78 31.92 7.16 36.59 6.00 327 360 AVERAGE	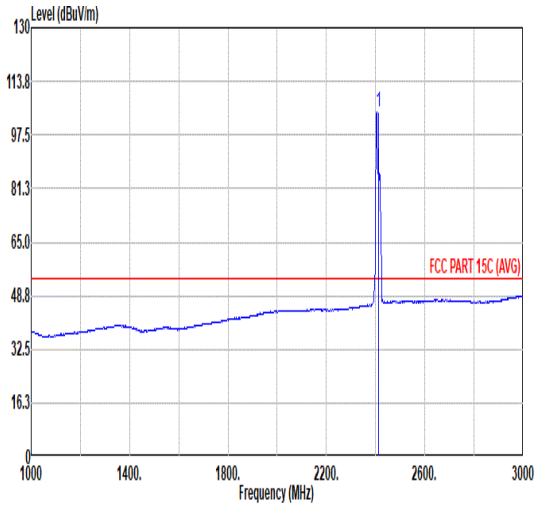 Freq Level Limit Line Over Limit Read Level Ant Factor Cable Loss Preamp Factor Aux Factor APos TPos Remark MHz dBuV/m dBuV/m dB dBuV dB/m dB dB dB cm deg 1 2412.00 104.41 ------ ------ 95.78 32.02 7.19 36.58 6.00 327 360 AVERAGE

Mode	8	
	Band Edge	
	2400-2483.5_802.11ax HE20_CH01_ RU26/0_2412MHz	
ANT	1+2	
Pol.	Vertical	Fundamental
Peak	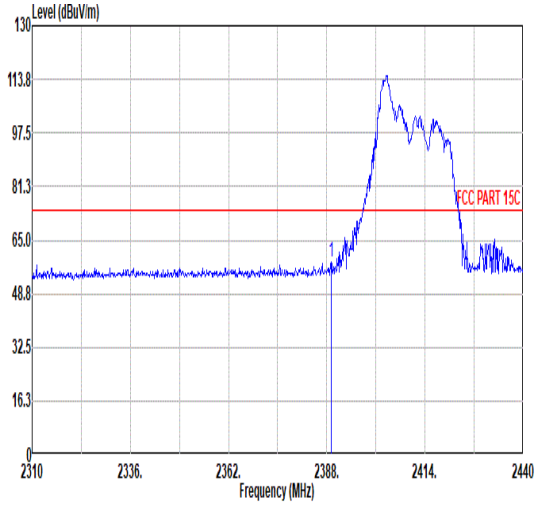 Freq Level Limit Line Over Limit Read Level Ant Factor Cable Loss Preamp Factor Aux Factor APos TPos Remark MHz dBuV/m dBuV/m dB dBuV dB/m dB dB dB cm deg 1 2389.17 58.14 74.00 -15.86 49.67 31.91 7.16 36.60 6.00 101 0 PEAK	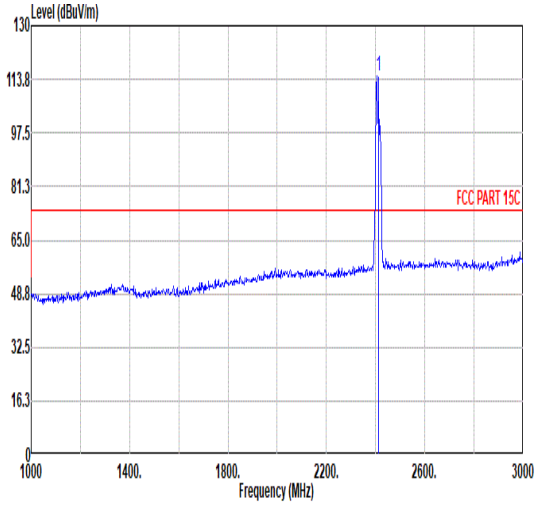 Freq Level Limit Line Over Limit Read Level Ant Factor Cable Loss Preamp Factor Aux Factor APos TPos Remark MHz dBuV/m dBuV/m dB dBuV dB/m dB dB dB cm deg 1 2412.00 114.96 ------ ------ 106.33 32.02 7.19 36.58 6.00 101 0 PEAK
Avg	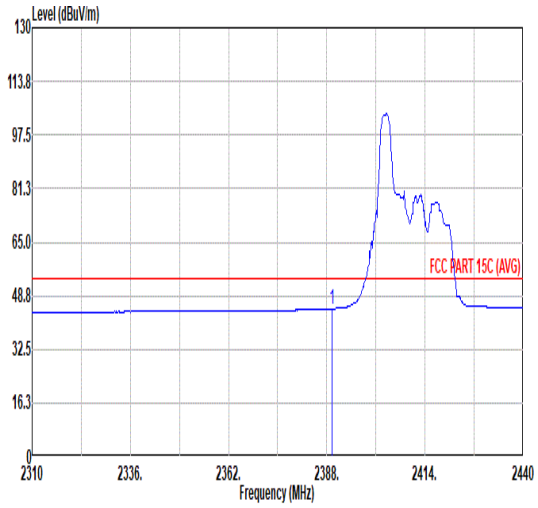 Freq Level Limit Line Over Limit Read Level Ant Factor Cable Loss Preamp Factor Aux Factor APos TPos Remark MHz dBuV/m dBuV/m dB dBuV dB/m dB dB dB cm deg 1 2389.30 44.86 54.00 -9.14 36.38 31.91 7.16 36.59 6.00 101 0 AVERAGE	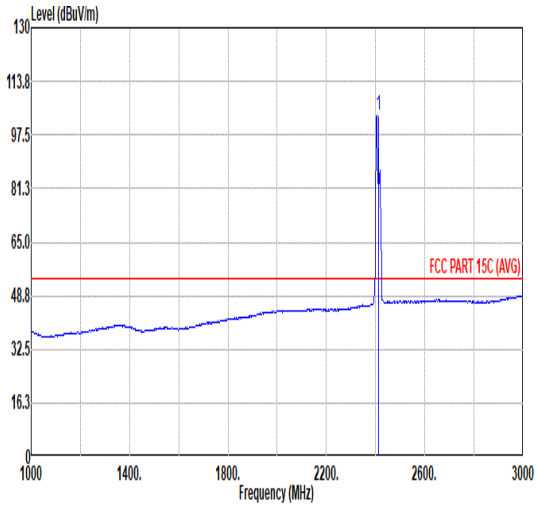 Freq Level Limit Line Over Limit Read Level Ant Factor Cable Loss Preamp Factor Aux Factor APos TPos Remark MHz dBuV/m dBuV/m dB dBuV dB/m dB dB dB cm deg 1 2412.00 103.72 ------ ------ 95.09 32.02 7.19 36.58 6.00 101 0 AVERAGE

Mode	9	
	Band Edge	
	2400-2483.5_802.11ax HE20_CH01_RU52/37_2412MHz	
ANT	1+2	
Pol.	Horizontal	Fundamental
Peak	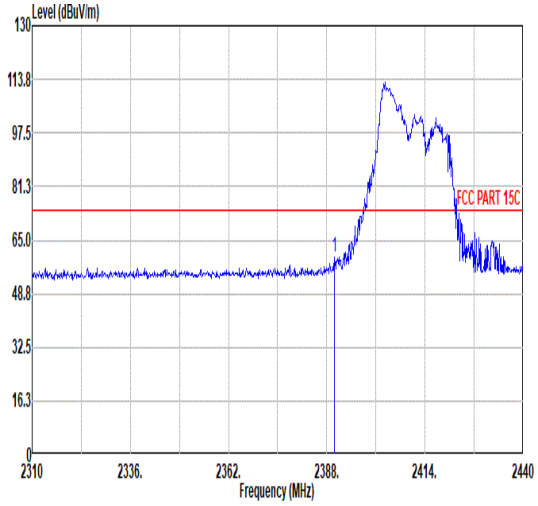 Freq Level Limit Line Over Limit Read Level Ant Factor Cable Loss Preamp Factor Aux Factor APos TPos Remark MHz dBuV/m dBuV/m dB dBuV dB/m dB dB dB cm deg 1 2389.95 60.03 74.00 -13.97 51.54 31.92 7.16 36.59 6.00 325 360 PEAK	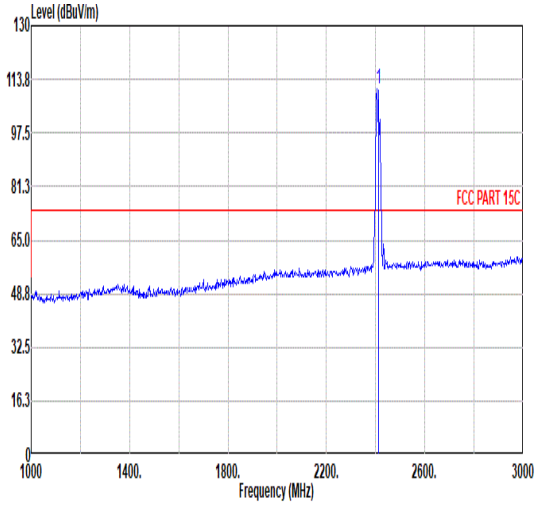 Freq Level Limit Line Over Limit Read Level Ant Factor Cable Loss Preamp Factor Aux Factor APos TPos Remark MHz dBuV/m dBuV/m dB dBuV dB/m dB dB dB cm deg 1 2412.00 110.85 ------ ------ 102.22 32.02 7.19 36.58 6.00 325 360 PEAK
Avg	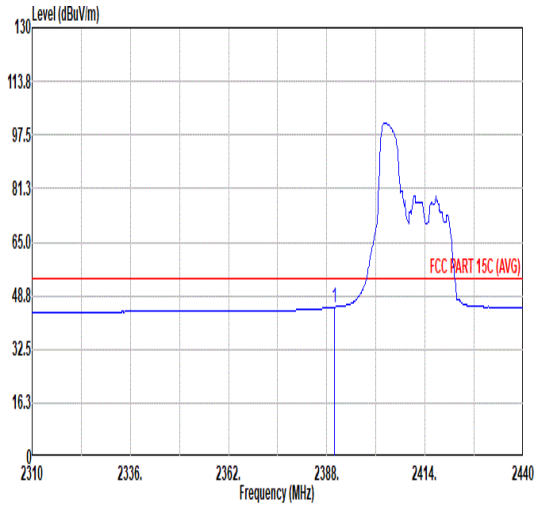 Freq Level Limit Line Over Limit Read Level Ant Factor Cable Loss Preamp Factor Aux Factor APos TPos Remark MHz dBuV/m dBuV/m dB dBuV dB/m dB dB dB cm deg 1 2389.95 45.38 54.00 -8.62 36.89 31.92 7.16 36.59 6.00 325 360 AVERAGE	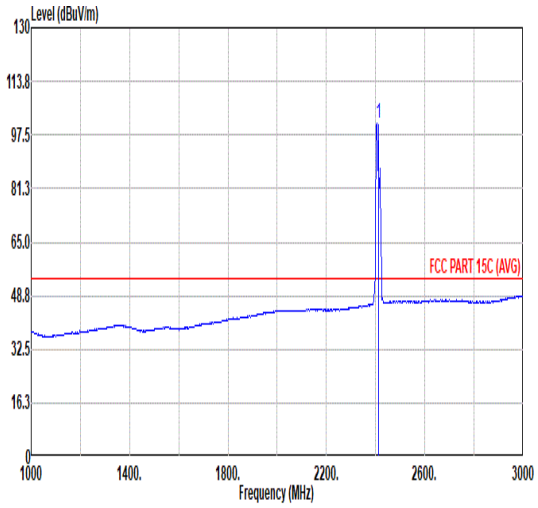 Freq Level Limit Line Over Limit Read Level Ant Factor Cable Loss Preamp Factor Aux Factor APos TPos Remark MHz dBuV/m dBuV/m dB dBuV dB/m dB dB dB cm deg 1 2412.00 101.29 ------ ------ 92.66 32.02 7.19 36.58 6.00 325 360 AVERAGE

Mode	9	
	Band Edge	
	2400-2483.5_802.11ax HE20_CH01_RU52/37_2412MHz	
ANT	1+2	
Pol.	Vertical	Fundamental
Peak	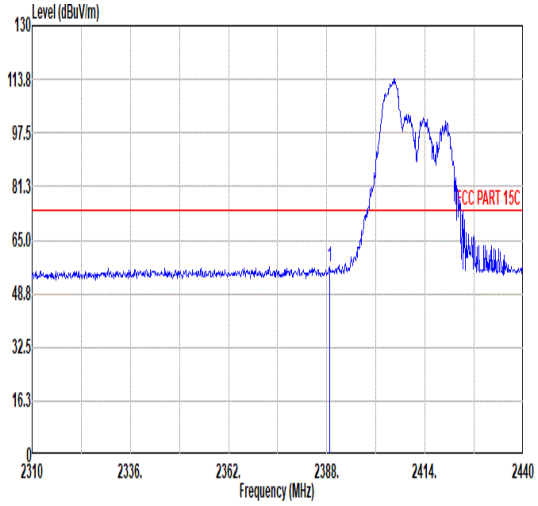 Freq Level Limit Line Over Limit Read Level Ant Factor Cable Loss Preamp Factor Aux Factor APos TPos Remark MHz dBuV/m dBuV/m dB dBuV dB/m dB dB dB cm deg 1 2388.78 56.85 74.00 -17.15 48.38 31.91 7.16 36.60 6.00 296 353 PEAK	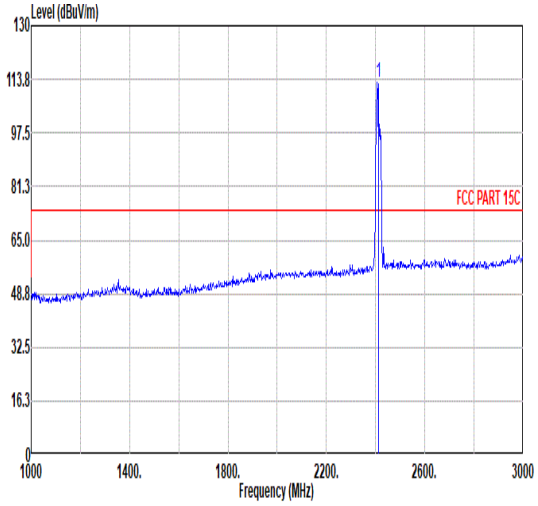 Freq Level Limit Line Over Limit Read Level Ant Factor Cable Loss Preamp Factor Aux Factor APos TPos Remark MHz dBuV/m dBuV/m dB dBuV dB/m dB dB dB cm deg 1 2412.00 113.07 ------ ------ 104.44 32.02 7.19 36.58 6.00 296 353 PEAK
Avg	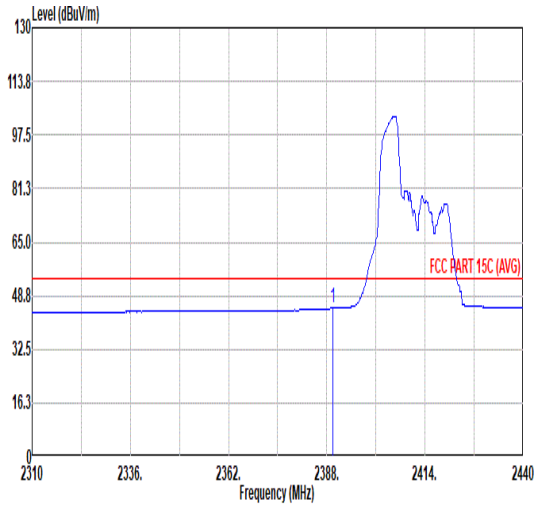 Freq Level Limit Line Over Limit Read Level Ant Factor Cable Loss Preamp Factor Aux Factor APos TPos Remark MHz dBuV/m dBuV/m dB dBuV dB/m dB dB dB cm deg 1 2389.56 45.03 54.00 -8.97 36.54 31.92 7.16 36.59 6.00 296 353 AVERAGE	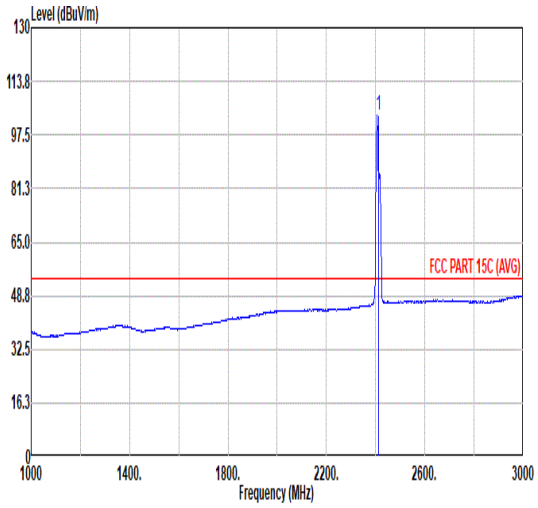 Freq Level Limit Line Over Limit Read Level Ant Factor Cable Loss Preamp Factor Aux Factor APos TPos Remark MHz dBuV/m dBuV/m dB dBuV dB/m dB dB dB cm deg 1 2412.00 103.44 ------ ------ 94.81 32.02 7.19 36.58 6.00 296 353 AVERAGE

Mode	10	
	Band Edge	
	2400-2483.5_802.11ax HE20_CH01_RU106/53_2412MHz	
ANT	1+2	
Pol.	Horizontal	Fundamental
Peak	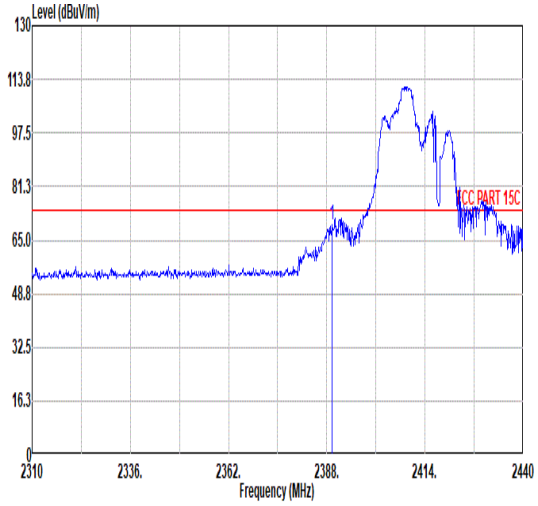 Freq Level Limit Line Over Limit Read Level Ant Factor Cable Loss Preamp Factor Aux Factor APos TPos Remark MHz dBuV/m dBuV/m dB dBuV dB/m dB dB dB cm deg 1 2389.43 69.44 74.00 -4.56 60.95 31.92 7.16 36.59 6.00 213 0 PEAK	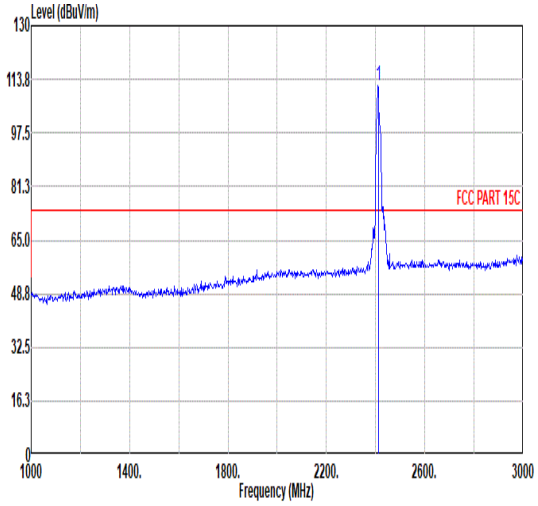 Freq Level Limit Line Over Limit Read Level Ant Factor Cable Loss Preamp Factor Aux Factor APos TPos Remark MHz dBuV/m dBuV/m dB dBuV dB/m dB dB dB cm deg 1 2412.00 111.69 ------ ------ 103.05 32.03 7.19 36.58 6.00 213 0 PEAK
Avg	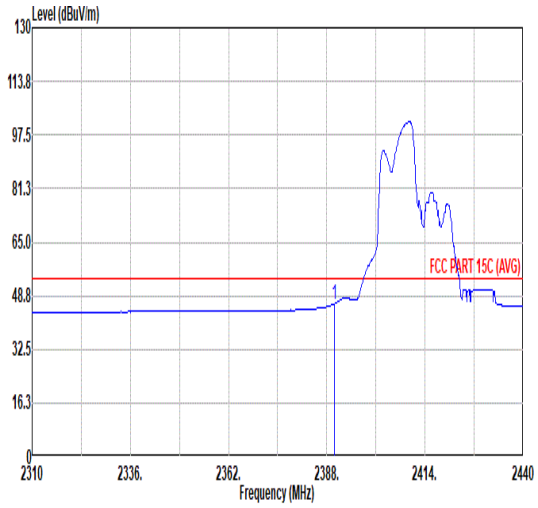 Freq Level Limit Line Over Limit Read Level Ant Factor Cable Loss Preamp Factor Aux Factor APos TPos Remark MHz dBuV/m dBuV/m dB dBuV dB/m dB dB dB cm deg 1 2389.95 46.30 54.00 -7.70 37.81 31.92 7.16 36.59 6.00 213 0 AVERAGE	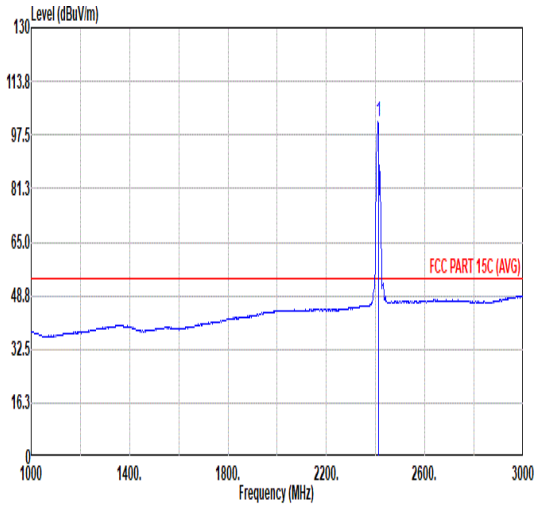 Freq Level Limit Line Over Limit Read Level Ant Factor Cable Loss Preamp Factor Aux Factor APos TPos Remark MHz dBuV/m dBuV/m dB dBuV dB/m dB dB dB cm deg 1 2412.00 101.52 ------ ------ 92.86 32.04 7.20 36.58 6.00 213 0 AVERAGE

Mode	10	
	Band Edge	
	2400-2483.5_802.11ax HE20_CH01_RU106/53_2412MHz	
ANT	1+2	
Pol.	Vertical	Fundamental
Peak	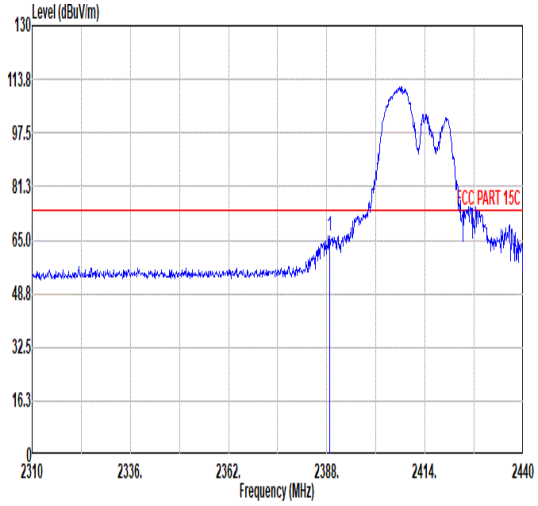 Freq Level Limit Line Over Limit Read Level Ant Factor Cable Loss Preamp Factor Aux Factor APos TPos Remark MHz dBuV/m dBuV/m dB dBuV dB/m dB dB dB cm deg 1 2388.78 66.37 74.00 -7.63 57.90 31.91 7.16 36.60 6.00 262 356 PEAK	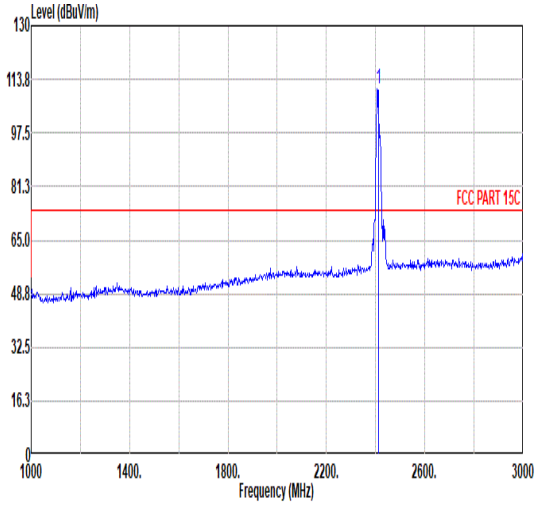 Freq Level Limit Line Over Limit Read Level Ant Factor Cable Loss Preamp Factor Aux Factor APos TPos Remark MHz dBuV/m dBuV/m dB dBuV dB/m dB dB dB cm deg 1 2412.00 110.85 ------ ------ 102.22 32.02 7.19 36.58 6.00 262 356 PEAK
Avg	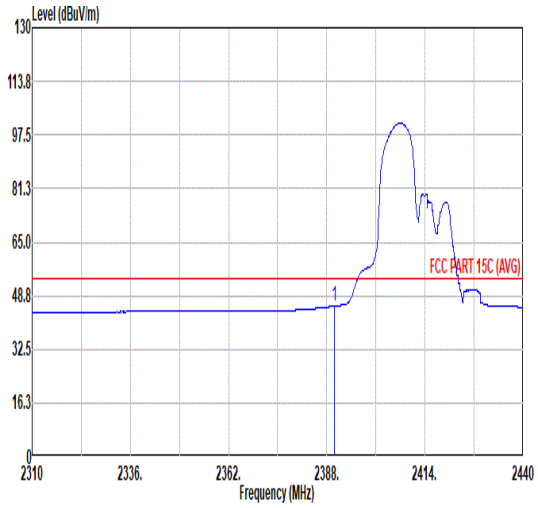 Freq Level Limit Line Over Limit Read Level Ant Factor Cable Loss Preamp Factor Aux Factor APos TPos Remark MHz dBuV/m dBuV/m dB dBuV dB/m dB dB dB cm deg 1 2389.95 45.56 54.00 -8.44 37.07 31.92 7.16 36.59 6.00 262 356 AVERAGE	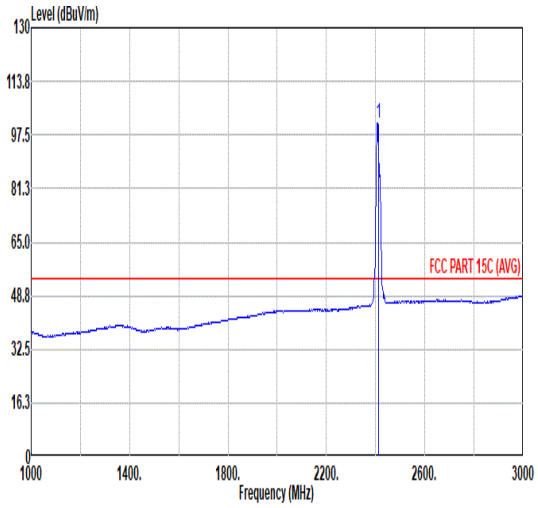 Freq Level Limit Line Over Limit Read Level Ant Factor Cable Loss Preamp Factor Aux Factor APos TPos Remark MHz dBuV/m dBuV/m dB dBuV dB/m dB dB dB cm deg 1 2412.00 101.23 ------ ------ 92.59 32.03 7.19 36.58 6.00 262 356 AVERAGE

Mode	11	
	Band Edge - L	
	2400-2483.5_802.11ax HE20_CH06_Full RU _2437MHz	
ANT	1+2	
Pol.	Horizontal	Fundamental
Peak	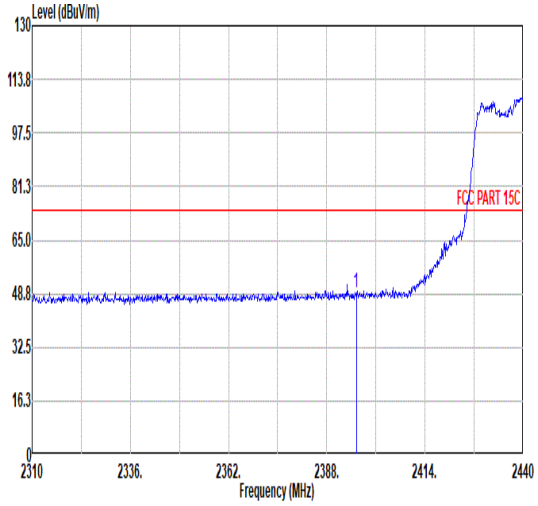 Freq Level Limit Line Over Limit Read Level Ant Factor Cable Loss Preamp Factor Aux Factor APos TPos Remark MHz dBuV/m dBuV/m dB dBuV dB/m dB dB dB cm deg 1 2395.80 48.97 74.00 -25.03 40.42 31.97 7.17 36.59 6.00 149 30 PEAK	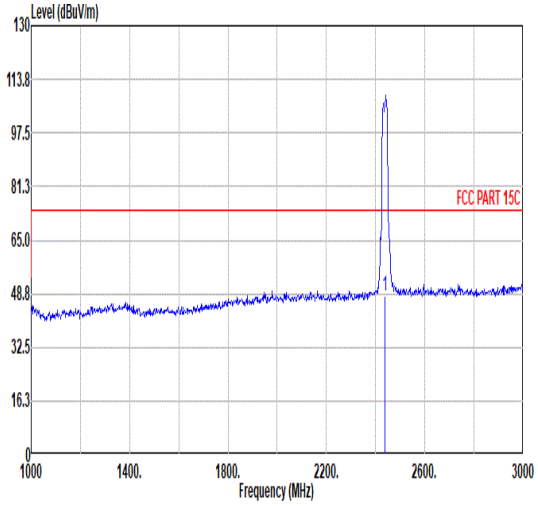 Freq Level Limit Line Over Limit Read Level Ant Factor Cable Loss Preamp Factor Aux Factor APos TPos Remark MHz dBuV/m dBuV/m dB dBuV dB/m dB dB dB cm deg 1 2437.00 47.97 ------ ------ 40.07 31.54 7.05 36.69 6.00 149 30 PEAK
Avg	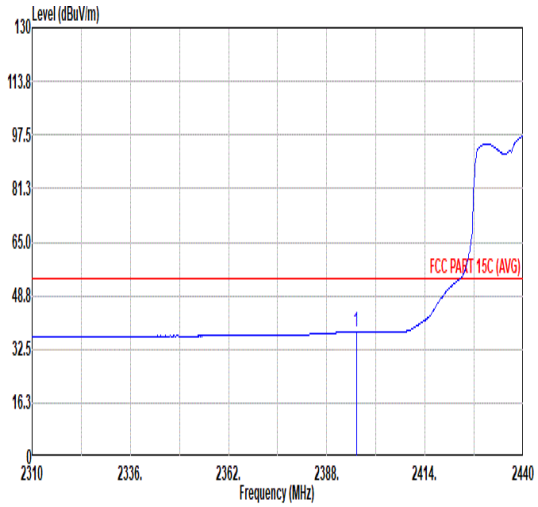 Freq Level Limit Line Over Limit Read Level Ant Factor Cable Loss Preamp Factor Aux Factor APos TPos Remark MHz dBuV/m dBuV/m dB dBuV dB/m dB dB dB cm deg 1 2395.80 37.62 54.00 -16.38 29.07 31.97 7.17 36.59 6.00 149 30 AVERAGE	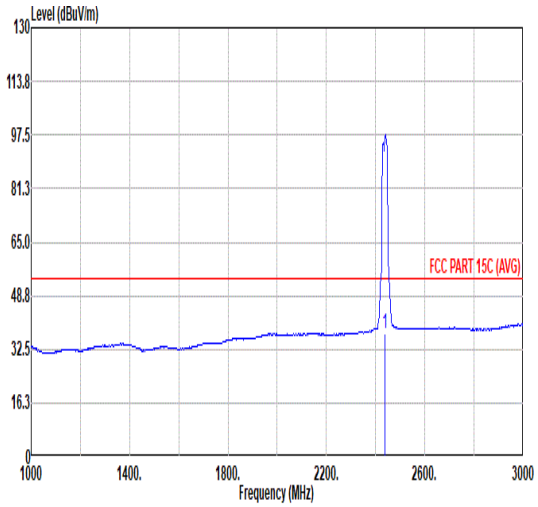 Freq Level Limit Line Over Limit Read Level Ant Factor Cable Loss Preamp Factor Aux Factor APos TPos Remark MHz dBuV/m dBuV/m dB dBuV dB/m dB dB dB cm deg 1 2437.00 37.36 ------ ------ 29.46 31.54 7.05 36.69 6.00 149 30 AVERAGE

Mode	11	
	Band Edge - R	
	2400-2483.5_802.11ax HE20_CH06_Full RU _2437MHz	
ANT	1+2	
Pol.	Horizontal	Fundamental
Peak	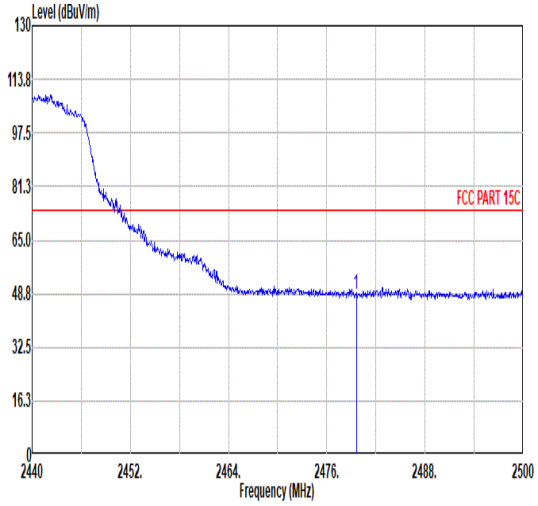 Freq Level Limit Line Over Limit Read Level Ant Factor Cable Loss Preamp Factor Aux Factor APos TPos Remark MHz dBuV/m dBuV/m dB dBuV dB/m dB dB dB cm deg 1 2479.60 48.56 74.00 -25.44 39.55 32.26 7.32 36.57 6.00 149 30 PEAK	Blank
Avg	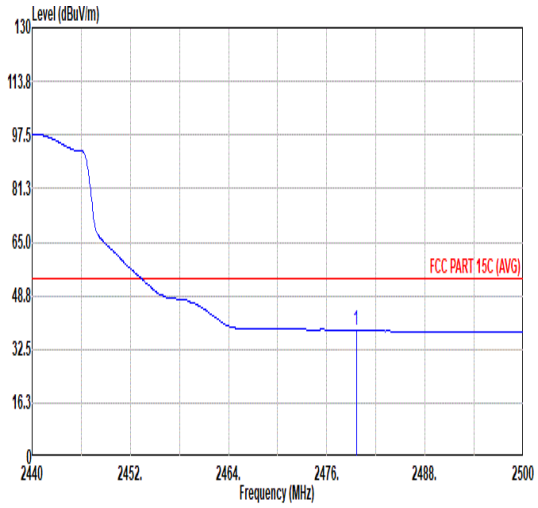 Freq Level Limit Line Over Limit Read Level Ant Factor Cable Loss Preamp Factor Aux Factor APos TPos Remark MHz dBuV/m dBuV/m dB dBuV dB/m dB dB dB cm deg 1 2479.60 38.11 54.00 -15.89 29.10 32.26 7.32 36.57 6.00 149 30 AVERAGE	Blank

Mode	11	
	Band Edge - L	
	2400-2483.5_802.11ax HE20_CH06_Full RU _2437MHz	
ANT	1+2	
Pol.	Vertical	Fundamental
Peak	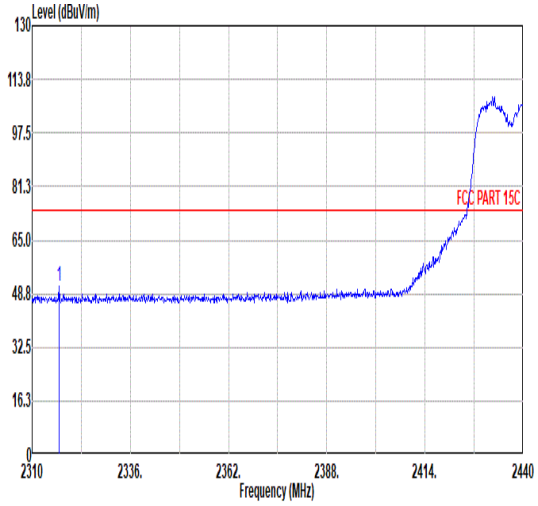 Freq Level Limit Line Over Limit Read Level Ant Factor Cable Loss Preamp Factor Aux Factor APos TPos Remark MHz dBuV/m dBuV/m dB dBuV dB/m dB dB dB cm deg 1 2317.15 50.82 74.00 -23.18 42.94 31.53 7.05 36.70 6.00 146 351 PEAK	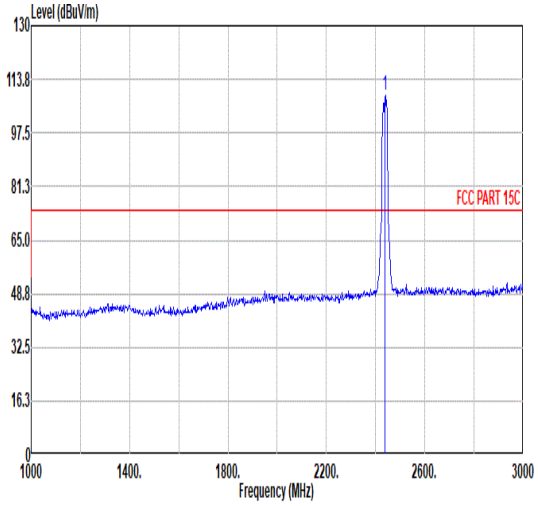 Freq Level Limit Line Over Limit Read Level Ant Factor Cable Loss Preamp Factor Aux Factor APos TPos Remark MHz dBuV/m dBuV/m dB dBuV dB/m dB dB dB cm deg 1 2437.00 109.00 ------ ------ 100.15 32.17 7.26 36.58 6.00 146 351 PEAK
Avg	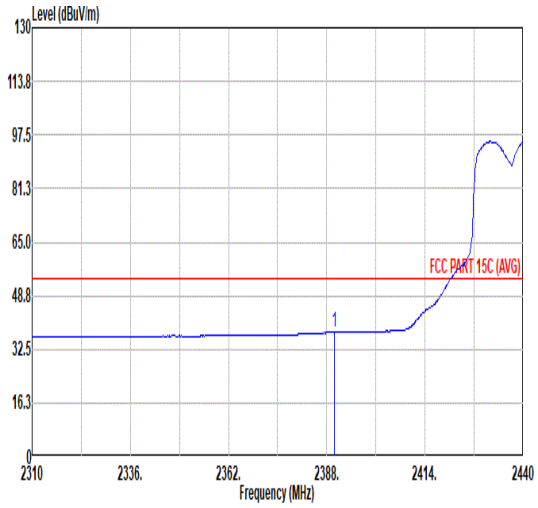 Freq Level Limit Line Over Limit Read Level Ant Factor Cable Loss Preamp Factor Aux Factor APos TPos Remark MHz dBuV/m dBuV/m dB dBuV dB/m dB dB dB cm deg 1 2389.95 37.82 54.00 -16.18 29.33 31.92 7.16 36.59 6.00 146 351 AVERAGE	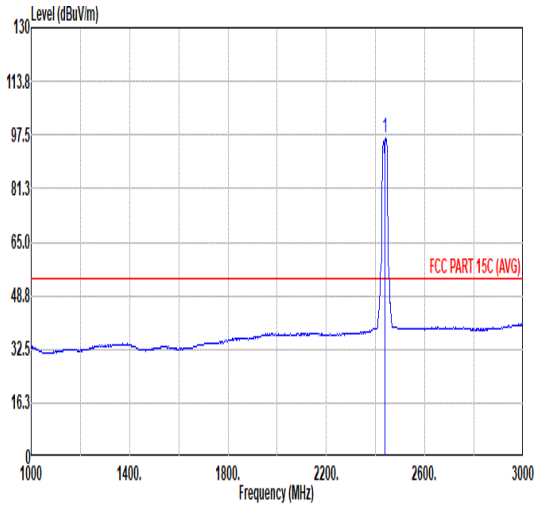 Freq Level Limit Line Over Limit Read Level Ant Factor Cable Loss Preamp Factor Aux Factor APos TPos Remark MHz dBuV/m dBuV/m dB dBuV dB/m dB dB dB cm deg 1 2437.00 96.81 ------ ------ 87.96 32.17 7.26 36.58 6.00 146 351 AVERAGE

Mode	11	
	Band Edge - R	
	2400-2483.5_802.11ax HE20_CH06_Full RU _2437MHz	
ANT	1+2	
Pol.	Vertical	Fundamental
Peak	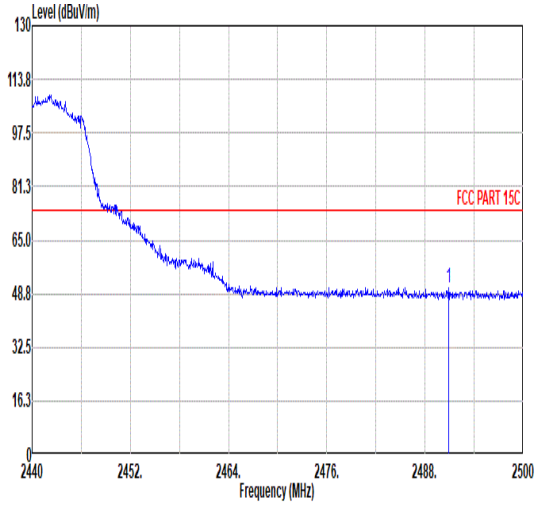 Freq Level Limit Line Over Limit Read Level Ant Factor Cable Loss Preamp Factor Aux Factor APos TPos Remark MHz dBuV/m dBuV/m dB dBuV dB/m dB dB dB cm deg 1 2490.88 50.62 74.00 -23.38 41.57 32.28 7.34 36.57 6.00 146 351 PEAK	Blank
Avg	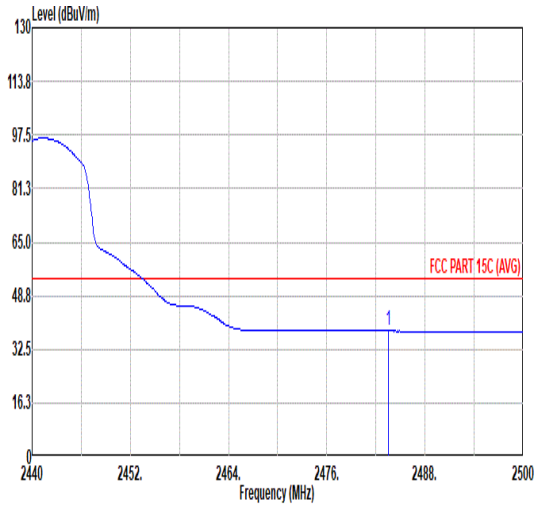 Freq Level Limit Line Over Limit Read Level Ant Factor Cable Loss Preamp Factor Aux Factor APos TPos Remark MHz dBuV/m dBuV/m dB dBuV dB/m dB dB dB cm deg 1 2483.50 38.06 54.00 -15.94 29.03 32.27 7.33 36.57 6.00 146 351 AVERAGE	Blank

Mode	11	
	Harmonic	
	2400-2483.5_802.11ax HE20_CH06_Full RU _2437MHz	
ANT	1+2	
Pol.	Horizontal	Vertical
Peak Avg	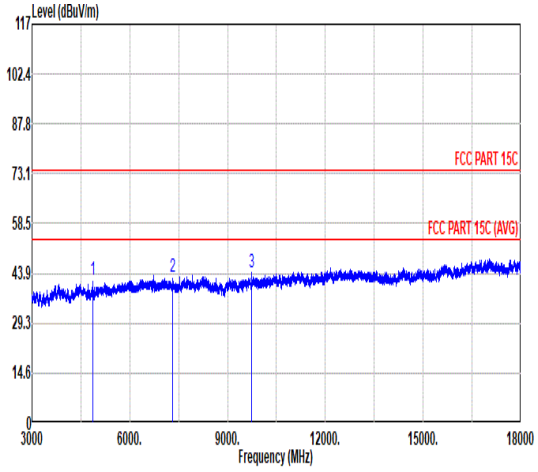 Freq Level Limit Line Over Limit Read Level Ant Factor Cable Loss Preamp Factor Aux Factor APos TPos Remark MHz dBuV/m dBuV/m dB dBuV dB/m dB dB dB cm deg 1 4874.00 41.90 74.00 -32.10 61.98 33.85 10.34 64.27 0.00 --- --- PEAK 2 7311.00 42.88 74.00 -31.12 60.62 35.58 12.78 66.10 0.00 --- --- PEAK 3 9748.50 44.31 79.03 -34.72 59.80 36.80 14.86 67.15 0.00 --- --- PEAK	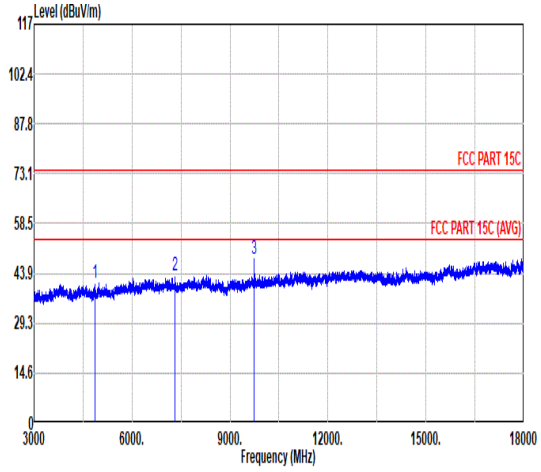 Freq Level Limit Line Over Limit Read Level Ant Factor Cable Loss Preamp Factor Aux Factor APos TPos Remark MHz dBuV/m dBuV/m dB dBuV dB/m dB dB dB cm deg 1 4874.00 41.06 74.00 -32.94 61.14 33.85 10.34 64.27 0.00 --- --- PEAK 2 7311.00 43.48 74.00 -30.52 61.22 35.58 12.78 66.10 0.00 --- --- PEAK 3 9748.50 48.12 76.86 -28.74 63.61 36.80 14.86 67.15 0.00 --- --- PEAK

Mode	12	
	Band Edge	
	2400-2483.5_802.11ax HE20_CH11_Full RU _2462MHz	
ANT	1+2	
Pol.	Horizontal	Fundamental
Peak	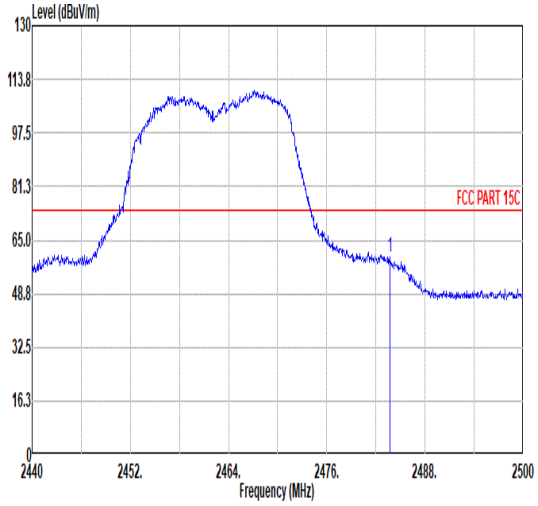 Freq Level Limit Line Over Limit Read Level Ant Factor Cable Loss Preamp Factor Aux Factor APos TPos Remark MHz dBuV/m dBuV/m dB dBuV dB/m dB dB dB cm deg 1 2483.68 59.88 74.00 -14.12 50.85 32.27 7.33 36.57 6.00 141 0 PEAK	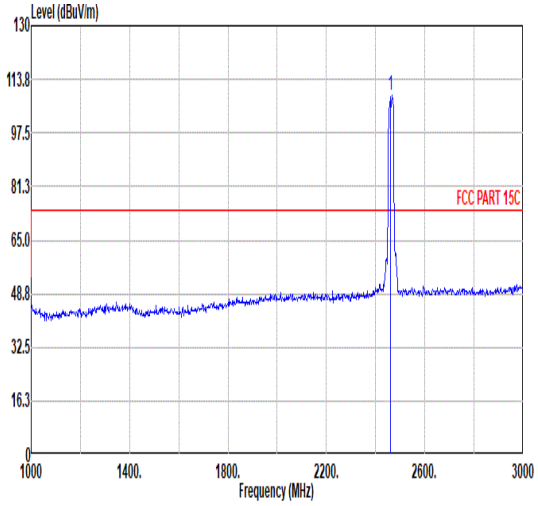 Freq Level Limit Line Over Limit Read Level Ant Factor Cable Loss Preamp Factor Aux Factor APos TPos Remark MHz dBuV/m dBuV/m dB dBuV dB/m dB dB dB cm deg 1 2462.00 108.95 ------ ------ 99.99 32.23 7.30 36.57 6.00 141 0 PEAK
Avg	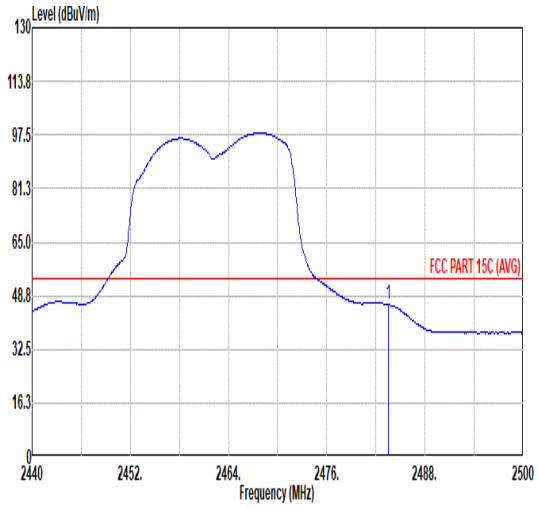 Freq Level Limit Line Over Limit Read Level Ant Factor Cable Loss Preamp Factor Aux Factor APos TPos Remark MHz dBuV/m dBuV/m dB dBuV dB/m dB dB dB cm deg 1 2483.50 46.14 54.00 -7.86 37.11 32.27 7.33 36.57 6.00 141 0 AVERAGE	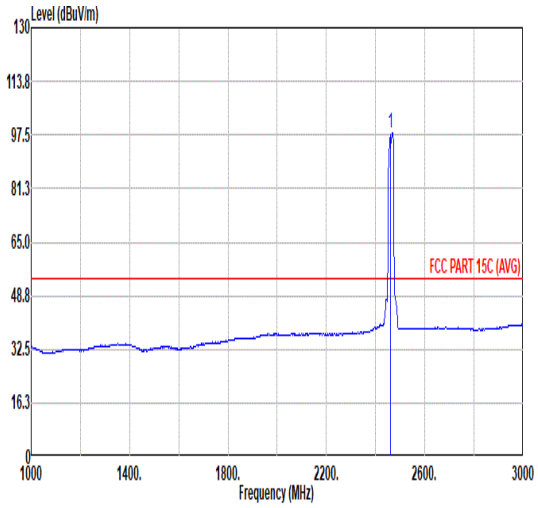 Freq Level Limit Line Over Limit Read Level Ant Factor Cable Loss Preamp Factor Aux Factor APos TPos Remark MHz dBuV/m dBuV/m dB dBuV dB/m dB dB dB cm deg 1 2462.00 98.31 ------ ------ 89.34 32.24 7.30 36.57 6.00 141 0 AVERAGE

Mode	12	
	Band Edge	
	2400-2483.5_802.11ax HE20_CH11_Full RU _2462MHz	
ANT	1+2	
Pol.	Vertical	Fundamental
Peak	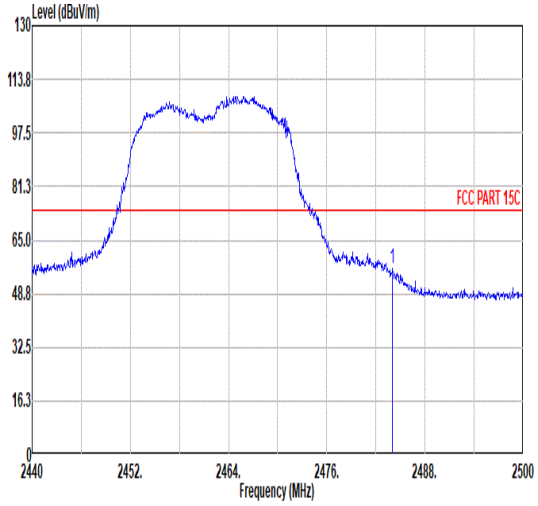 Freq Level Limit Line Over Limit Read Level Ant Factor Cable Loss Preamp Factor Aux Factor APos TPos Remark MHz dBuV/m dBuV/m dB dBuV dB/m dB dB dB cm deg 1 2484.04 56.21 74.00 -17.79 47.18 32.27 7.33 36.57 6.00 280 360 PEAK	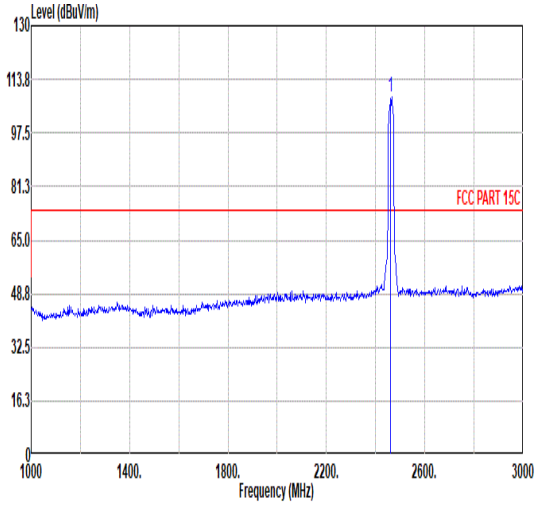 Freq Level Limit Line Over Limit Read Level Ant Factor Cable Loss Preamp Factor Aux Factor APos TPos Remark MHz dBuV/m dBuV/m dB dBuV dB/m dB dB dB cm deg 1 2462.00 108.42 ------ ------ 99.46 32.23 7.30 36.57 6.00 280 360 PEAK
Avg	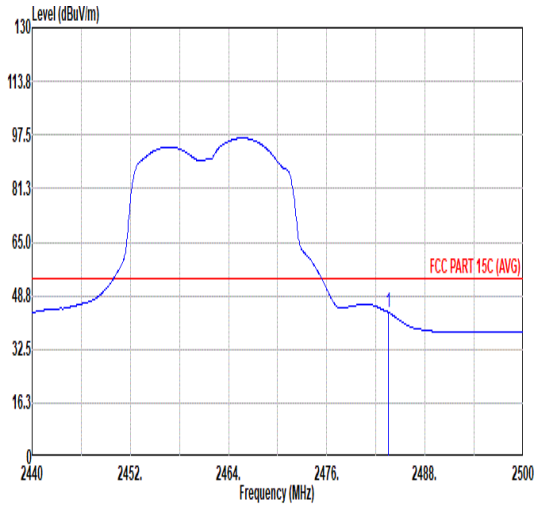 Freq Level Limit Line Over Limit Read Level Ant Factor Cable Loss Preamp Factor Aux Factor APos TPos Remark MHz dBuV/m dBuV/m dB dBuV dB/m dB dB dB cm deg 1 2483.50 43.76 54.00 -10.24 34.73 32.27 7.33 36.57 6.00 280 360 AVERAGE	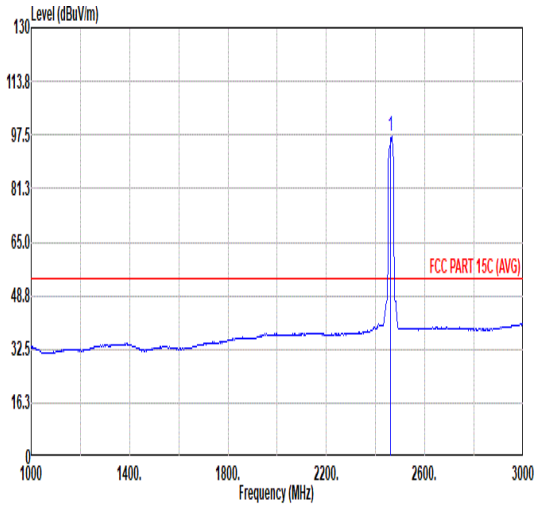 Freq Level Limit Line Over Limit Read Level Ant Factor Cable Loss Preamp Factor Aux Factor APos TPos Remark MHz dBuV/m dBuV/m dB dBuV dB/m dB dB dB cm deg 1 2462.00 97.05 ------ ------ 88.09 32.23 7.30 36.57 6.00 280 360 AVERAGE

Mode	12	
	Harmonic	
	2400-2483.5_802.11ax HE20_CH11_Full RU _2462MHz	
ANT	1+2	
Pol.	Horizontal	Vertical
Peak Avg	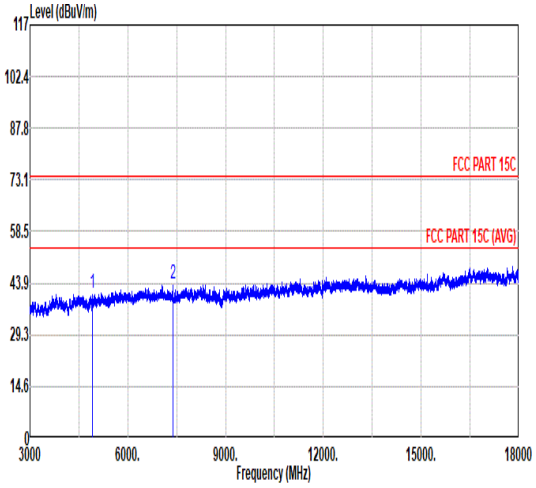 Freq Level Limit Line Over Limit Read Level Ant Factor Cable Loss Preamp Factor Aux Factor APos TPos Remark MHz dBuV/m dBuV/m dB dBuV dB/m dB dB dB cm deg 1 4924.00 41.10 74.00 -32.90 61.10 33.90 10.40 64.30 0.00 --- --- PEAK 2 7386.00 43.68 74.00 -30.32 61.45 35.57 12.88 66.22 0.00 --- --- PEAK	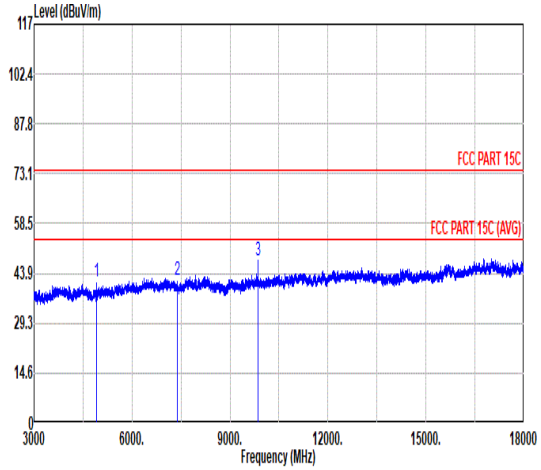 Freq Level Limit Line Over Limit Read Level Ant Factor Cable Loss Preamp Factor Aux Factor APos TPos Remark MHz dBuV/m dBuV/m dB dBuV dB/m dB dB dB cm deg 1 4924.00 41.42 74.00 -32.58 61.42 33.90 10.40 64.30 0.00 --- --- PEAK 2 7386.00 41.95 74.00 -32.05 59.72 35.57 12.88 66.22 0.00 --- --- PEAK 3 9847.50 47.51 77.77 -30.26 62.78 36.90 14.92 67.09 0.00 --- --- PEAK

Mode	13	
	Band Edge	
	2400-2483.5_802.11ax HE20_CH11_RU26/8_2462MHz	
ANT	1+2	
Pol.	Horizontal	Fundamental
Peak	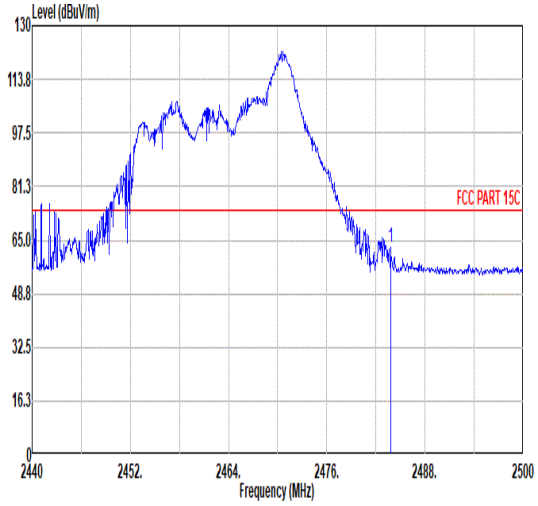 Freq Level Limit Line Over Limit Read Level Ant Factor Cable Loss Preamp Factor Aux Factor APos TPos Remark MHz dBuV/m dBuV/m dB dBuV dB/m dB dB dB cm deg 1 2483.80 62.98 74.00 -11.02 53.95 32.27 7.33 36.57 6.00 338 350 PEAK	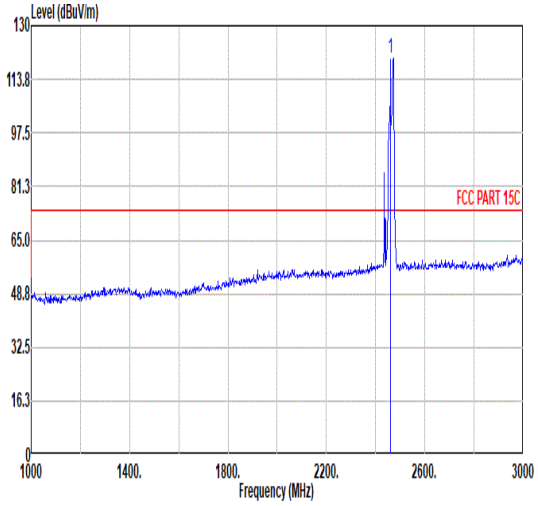 Freq Level Limit Line Over Limit Read Level Ant Factor Cable Loss Preamp Factor Aux Factor APos TPos Remark MHz dBuV/m dBuV/m dB dBuV dB/m dB dB dB cm deg 1 2462.00 120.14 ------ ------ 111.16 32.24 7.31 36.57 6.00 338 350 PEAK
Avg	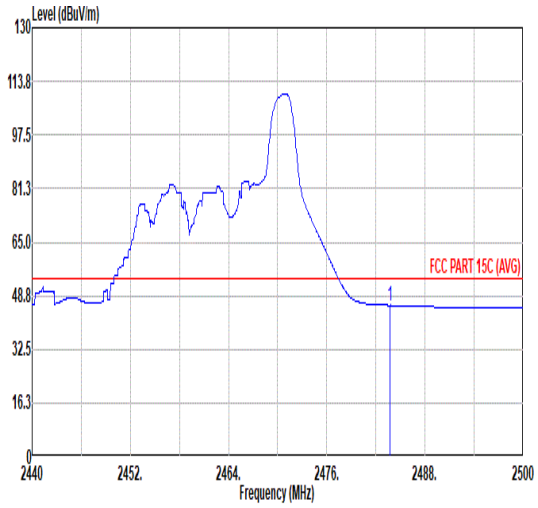 Freq Level Limit Line Over Limit Read Level Ant Factor Cable Loss Preamp Factor Aux Factor APos TPos Remark MHz dBuV/m dBuV/m dB dBuV dB/m dB dB dB cm deg 1 2483.68 45.87 54.00 -8.13 36.84 32.27 7.33 36.57 6.00 338 350 AVERAGE	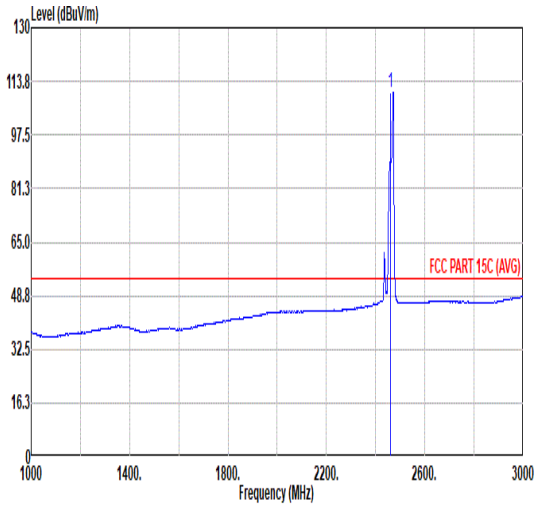 Freq Level Limit Line Over Limit Read Level Ant Factor Cable Loss Preamp Factor Aux Factor APos TPos Remark MHz dBuV/m dBuV/m dB dBuV dB/m dB dB dB cm deg 1 2462.00 110.59 ------ ------ 101.61 32.24 7.31 36.57 6.00 338 350 AVERAGE

Mode	13	
	Band Edge	
	2400-2483.5_802.11ax HE20_CH11_RU26/8_2462MHz	
ANT	1+2	
Pol.	Vertical	Fundamental
Peak	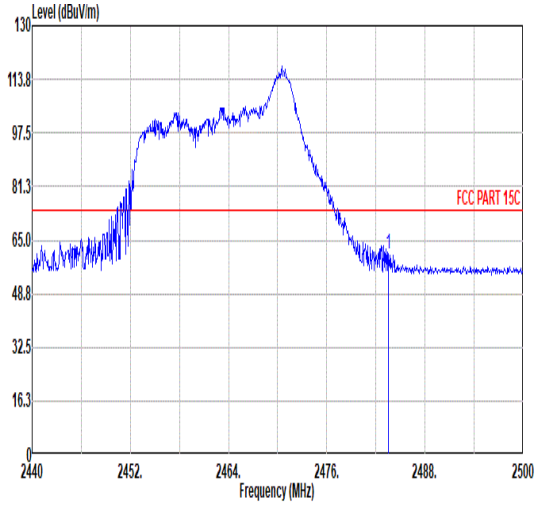 Freq Level Limit Line Over Limit Read Level Ant Factor Cable Loss Preamp Factor Aux Factor APos TPos Remark MHz dBuV/m dBuV/m dB dBuV dB/m dB dB dB cm deg 1 2483.50 61.06 74.00 -12.94 52.03 32.27 7.33 36.57 6.00 100 69 PEAK	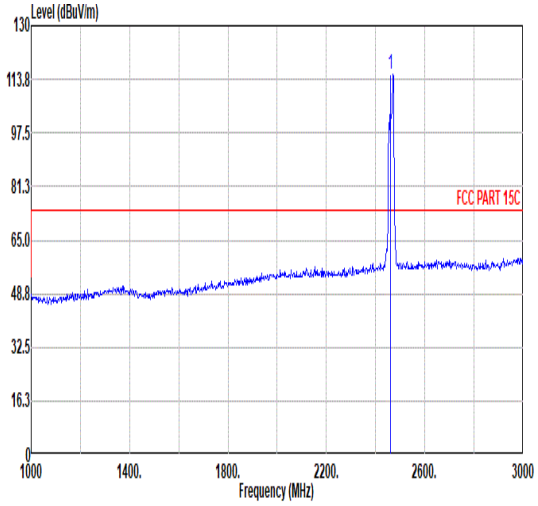 Freq Level Limit Line Over Limit Read Level Ant Factor Cable Loss Preamp Factor Aux Factor APos TPos Remark MHz dBuV/m dBuV/m dB dBuV dB/m dB dB dB cm deg 1 2462.00 115.07 ------ ------ 106.09 32.24 7.31 36.57 6.00 100 69 PEAK
Avg	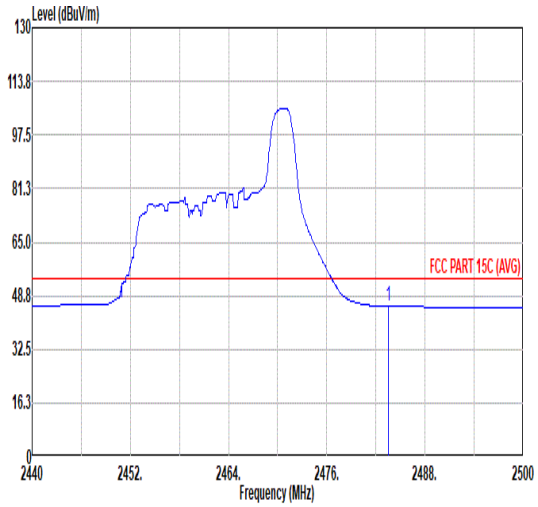 Freq Level Limit Line Over Limit Read Level Ant Factor Cable Loss Preamp Factor Aux Factor APos TPos Remark MHz dBuV/m dBuV/m dB dBuV dB/m dB dB dB cm deg 1 2483.50 45.69 54.00 -8.31 36.66 32.27 7.33 36.57 6.00 100 69 AVERAGE	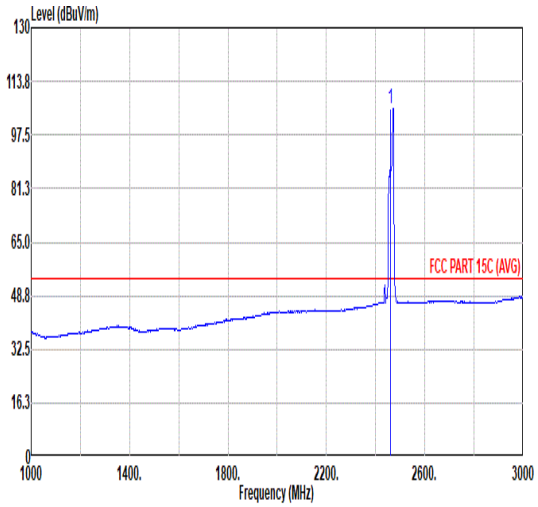 Freq Level Limit Line Over Limit Read Level Ant Factor Cable Loss Preamp Factor Aux Factor APos TPos Remark MHz dBuV/m dBuV/m dB dBuV dB/m dB dB dB cm deg 1 2462.00 105.63 ------ ------ 96.65 32.24 7.31 36.57 6.00 100 69 AVERAGE

Mode	14	
	Band Edge	
	2400-2483.5_802.11ax HE20_CH11_RU52/40_2462MHz	
ANT	1+2	
Pol.	Horizontal	Fundamental
Peak	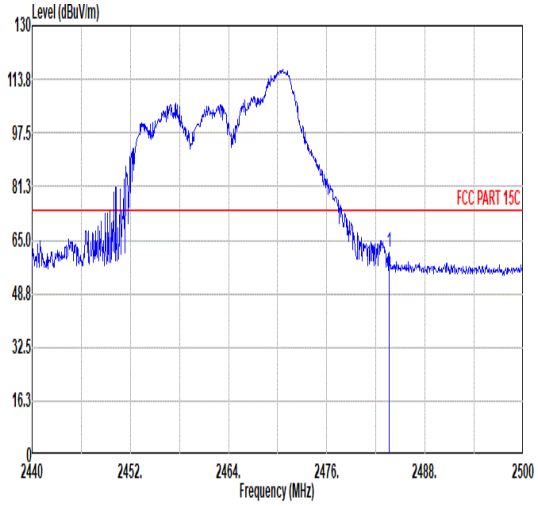 Limit Over Read Ant Cable Preamp Aux APos TPos Freq Level Line Limit Level Factor Loss Factor Factor Remark MHz dBuV/m dBuV/m dB dBuV dB/m dB dB dB cm deg 1 2483.62 61.39 74.00 -12.61 52.36 32.27 7.33 36.57 6.00 335 350 PEAK	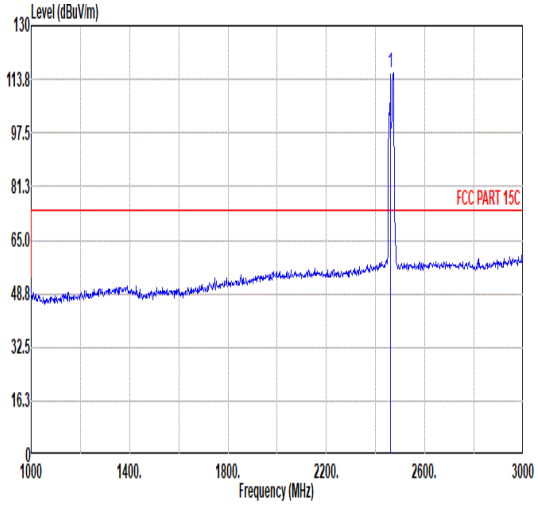 Limit Over Read Ant Cable Preamp Aux APos TPos Freq Level Line Limit Level Factor Loss Factor Factor Remark MHz dBuV/m dBuV/m dB dBuV dB/m dB dB dB cm deg 1 2462.00 115.90 ------ ------ 106.92 32.24 7.31 36.57 6.00 335 350 PEAK
Avg	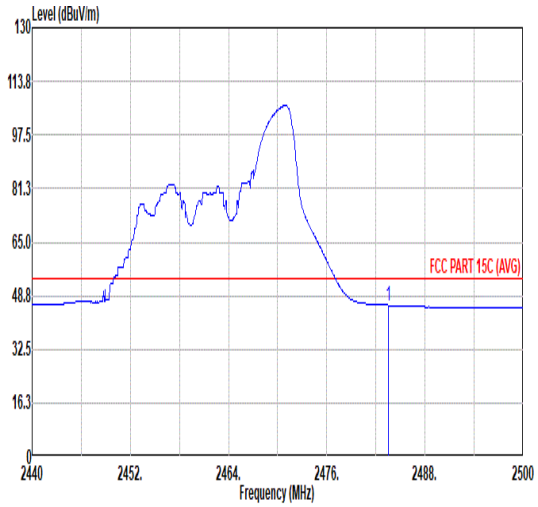 Limit Over Read Ant Cable Preamp Aux APos TPos Freq Level Line Limit Level Factor Loss Factor Factor Remark MHz dBuV/m dBuV/m dB dBuV dB/m dB dB dB cm deg 1 2483.50 45.86 54.00 -8.14 36.83 32.27 7.33 36.57 6.00 335 350 AVERAGE	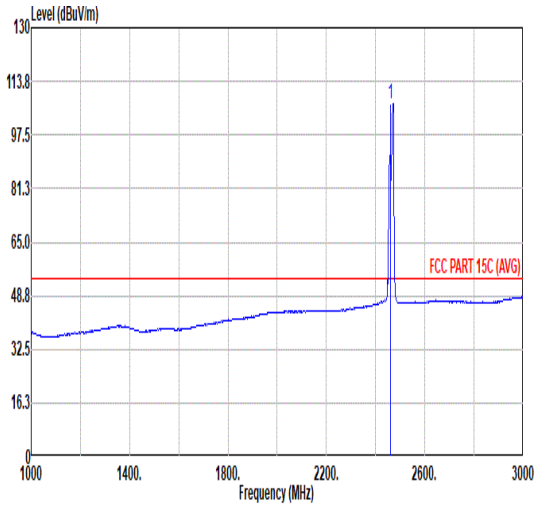 Limit Over Read Ant Cable Preamp Aux APos TPos Freq Level Line Limit Level Factor Loss Factor Factor Remark MHz dBuV/m dBuV/m dB dBuV dB/m dB dB dB cm deg 1 2462.00 106.97 ------ ------ 97.99 32.24 7.31 36.57 6.00 335 350 AVERAGE

Mode	14	
	Band Edge	
	2400-2483.5_802.11ax HE20_CH11_RU52/40_2462MHz	
ANT	1+2	
Pol.	Vertical	Fundamental
Peak	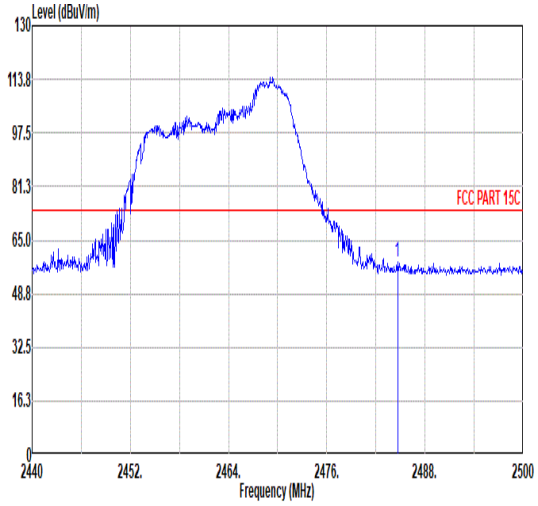 Freq Level Limit Line Over Limit Read Level Ant Factor Cable Loss Preamp Factor Aux Factor APos TPos Remark MHz dBuV/m dBuV/m dB dBuV dB/m dB dB dB cm deg 1 2484.64 58.17 74.00 -15.83 49.14 32.27 7.33 36.57 6.00 100 47 PEAK	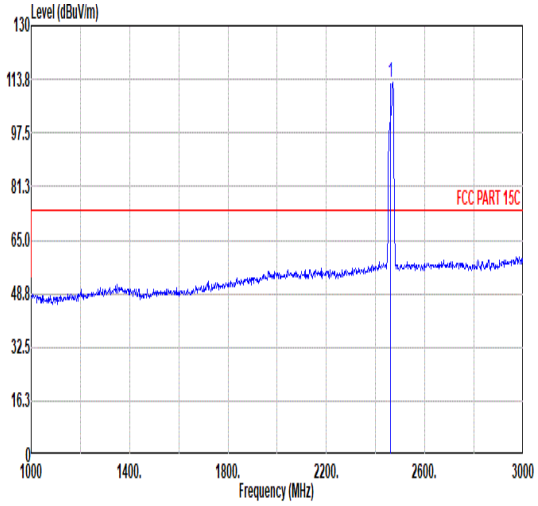 Freq Level Limit Line Over Limit Read Level Ant Factor Cable Loss Preamp Factor Aux Factor APos TPos Remark MHz dBuV/m dBuV/m dB dBuV dB/m dB dB dB cm deg 1 2462.00 112.64 ------ ------ 103.66 32.24 7.31 36.57 6.00 100 47 PEAK
Avg	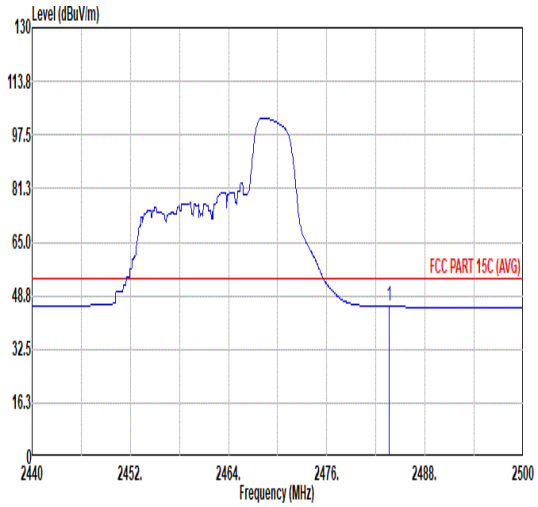 Freq Level Limit Line Over Limit Read Level Ant Factor Cable Loss Preamp Factor Aux Factor APos TPos Remark MHz dBuV/m dBuV/m dB dBuV dB/m dB dB dB cm deg 1 2483.62 45.61 54.00 -8.39 36.58 32.27 7.33 36.57 6.00 100 47 AVERAGE	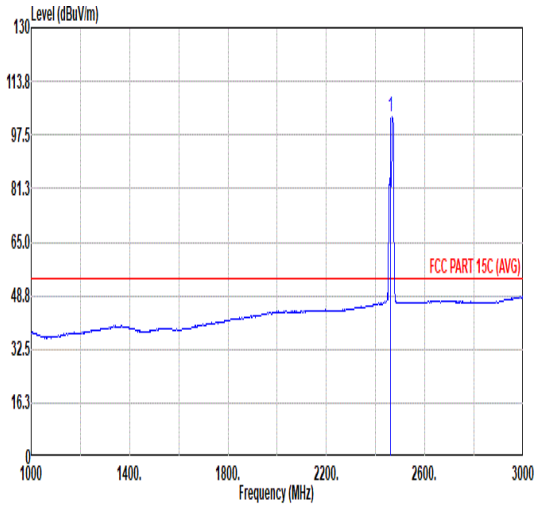 Freq Level Limit Line Over Limit Read Level Ant Factor Cable Loss Preamp Factor Aux Factor APos TPos Remark MHz dBuV/m dBuV/m dB dBuV dB/m dB dB dB cm deg 1 2462.00 103.10 ------ ------ 94.13 32.24 7.30 36.57 6.00 100 47 AVERAGE

Mode	15	
	Band Edge	
	2400-2483.5_802.11ax HE20_CH11_RU106/54_2462MHz	
ANT	1+2	
Pol.	Horizontal	Fundamental
Peak	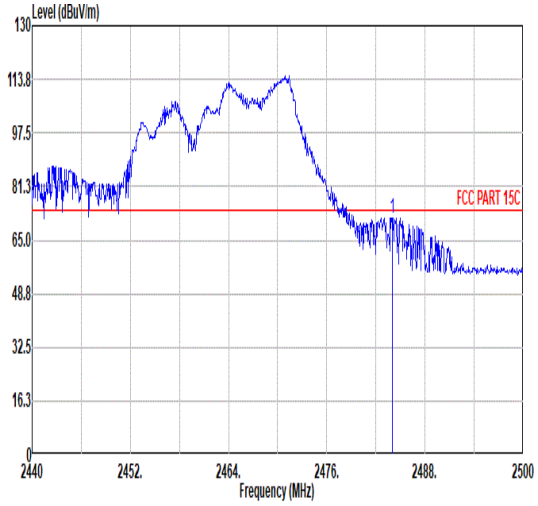 Freq Level Limit Line Over Limit Read Level Ant Factor Cable Loss Preamp Factor Aux Factor APos TPos Remark MHz dBuV/m dBuV/m dB dBuV dB/m dB dB dB cm deg 1 2484.04 71.85 74.00 -2.15 62.82 32.27 7.33 36.57 6.00 337 350 PEAK	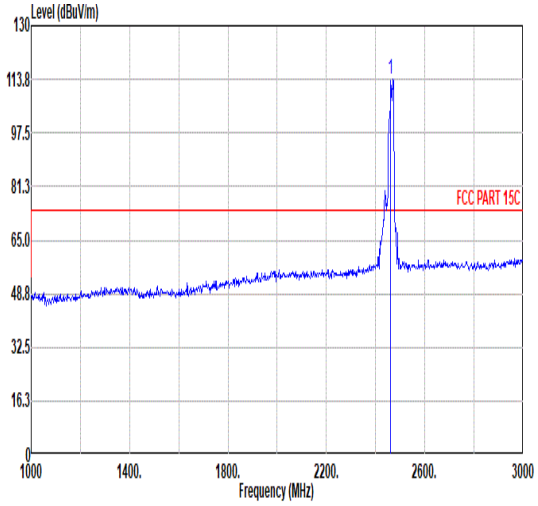 Freq Level Limit Line Over Limit Read Level Ant Factor Cable Loss Preamp Factor Aux Factor APos TPos Remark MHz dBuV/m dBuV/m dB dBuV dB/m dB dB dB cm deg 1 2462.00 113.61 ------ ------ 104.63 32.24 7.31 36.57 6.00 337 350 PEAK
Avg	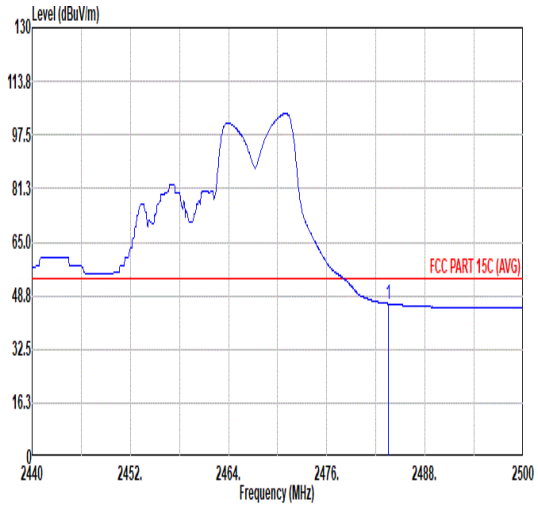 Freq Level Limit Line Over Limit Read Level Ant Factor Cable Loss Preamp Factor Aux Factor APos TPos Remark MHz dBuV/m dBuV/m dB dBuV dB/m dB dB dB cm deg 1 2483.50 46.32 54.00 -7.68 37.29 32.27 7.33 36.57 6.00 337 350 AVERAGE	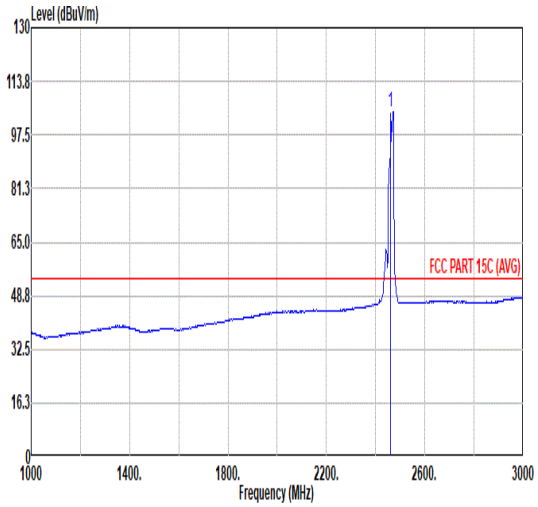 Freq Level Limit Line Over Limit Read Level Ant Factor Cable Loss Preamp Factor Aux Factor APos TPos Remark MHz dBuV/m dBuV/m dB dBuV dB/m dB dB dB cm deg 1 2462.00 104.51 ------ ------ 95.53 32.24 7.31 36.57 6.00 337 350 AVERAGE

Mode	15	
	Band Edge	
	2400-2483.5_802.11ax HE20_CH11_RU106/54_2462MHz	
ANT	1+2	
Pol.	Vertical	Fundamental
Peak	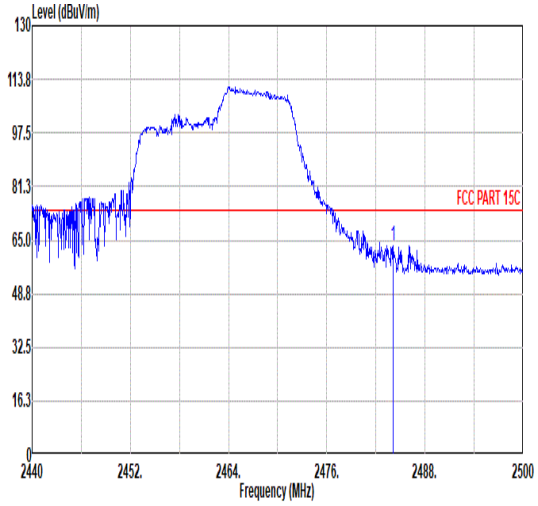 Freq Level Limit Line Over Limit Read Level Ant Factor Cable Loss Preamp Factor Aux Factor APos TPos Remark MHz dBuV/m dBuV/m dB dBuV dB/m dB dB dB cm deg 1 2484.10 63.12 74.00 -10.88 54.09 32.27 7.33 36.57 6.00 100 60 PEAK	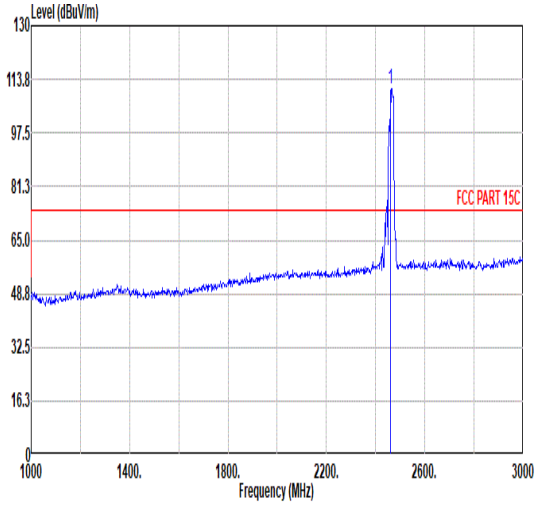 Freq Level Limit Line Over Limit Read Level Ant Factor Cable Loss Preamp Factor Aux Factor APos TPos Remark MHz dBuV/m dBuV/m dB dBuV dB/m dB dB dB cm deg 1 2462.00 110.96 ------ ------ 102.00 32.23 7.30 36.57 6.00 100 60 PEAK
Avg	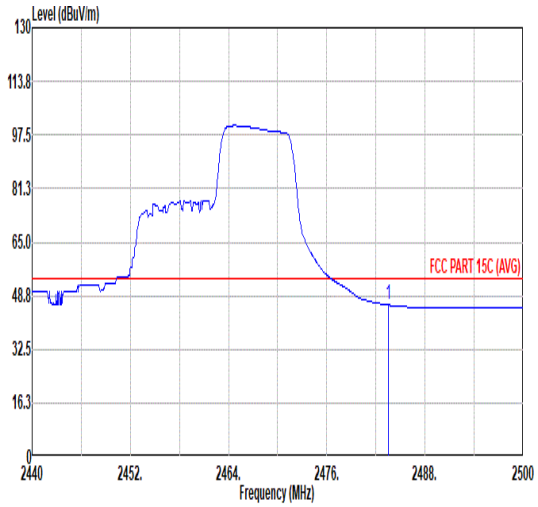 Freq Level Limit Line Over Limit Read Level Ant Factor Cable Loss Preamp Factor Aux Factor APos TPos Remark MHz dBuV/m dBuV/m dB dBuV dB/m dB dB dB cm deg 1 2483.50 45.94 54.00 -8.06 36.91 32.27 7.33 36.57 6.00 100 60 AVERAGE	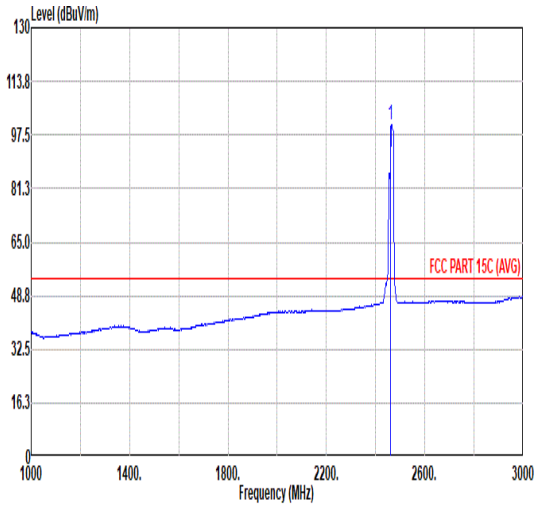 Freq Level Limit Line Over Limit Read Level Ant Factor Cable Loss Preamp Factor Aux Factor APos TPos Remark MHz dBuV/m dBuV/m dB dBuV dB/m dB dB dB cm deg 1 2462.00 100.45 ------ ------ 91.49 32.23 7.30 36.57 6.00 100 60 AVERAGE

Mode	16	
	Band Edge - L	
	2400-2483.5_802.11ax HE40_CH3_Full RU _2422MHz	
ANT	1+2	
Pol.	Horizontal	Fundamental
Peak	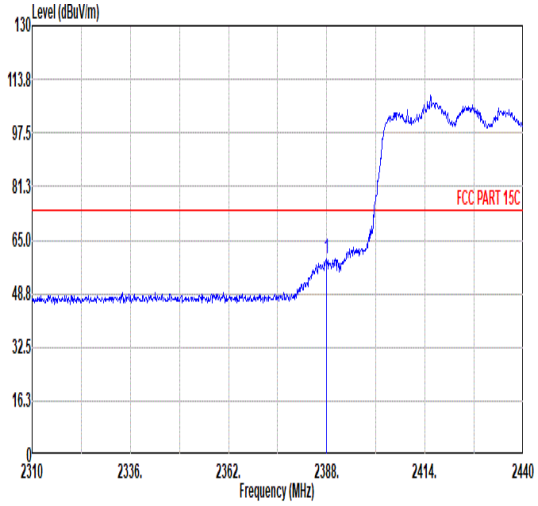 Freq Level Limit Line Over Limit Read Level Ant Factor Cable Loss Preamp Factor Aux Factor APos TPos Remark MHz dBuV/m dBuV/m dB dBuV dB/m dB dB dB cm deg 1 2387.87 59.25 74.00 -14.75 50.79 31.90 7.16 36.60 6.00 300 311 PEAK	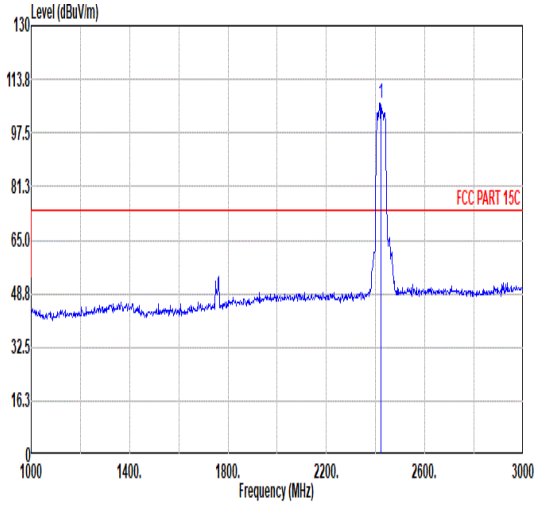 Freq Level Limit Line Over Limit Read Level Ant Factor Cable Loss Preamp Factor Aux Factor APos TPos Remark MHz dBuV/m dBuV/m dB dBuV dB/m dB dB dB cm deg 1 2422.00 106.45 ------ ------ 97.75 32.07 7.21 36.58 6.00 300 311 PEAK
Avg	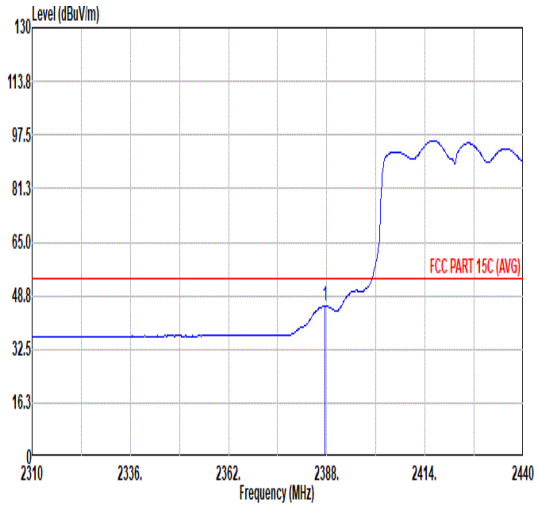 Freq Level Limit Line Over Limit Read Level Ant Factor Cable Loss Preamp Factor Aux Factor APos TPos Remark MHz dBuV/m dBuV/m dB dBuV dB/m dB dB dB cm deg 1 2387.48 45.78 54.00 -8.22 37.32 31.90 7.16 36.60 6.00 300 311 AVERAGE	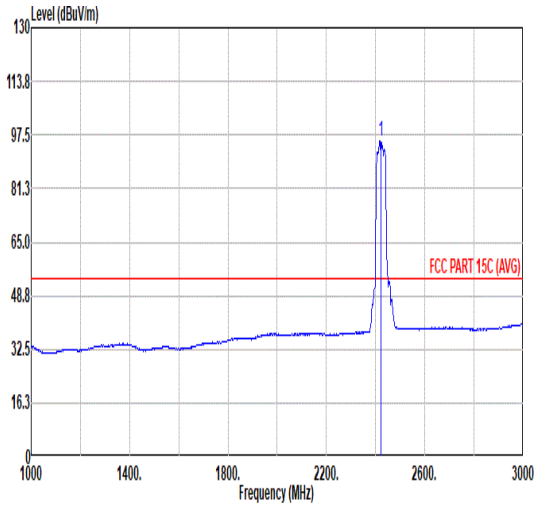 Freq Level Limit Line Over Limit Read Level Ant Factor Cable Loss Preamp Factor Aux Factor APos TPos Remark MHz dBuV/m dBuV/m dB dBuV dB/m dB dB dB cm deg 1 2422.00 95.89 ------ ------ 87.20 32.06 7.21 36.58 6.00 300 311 AVERAGE

Mode	16	
	Band Edge - R	
	2400-2483.5_802.11ax HE40_CH3_Full RU _2422MHz	
ANT	1+2	
Pol.	Horizontal	Fundamental
Peak	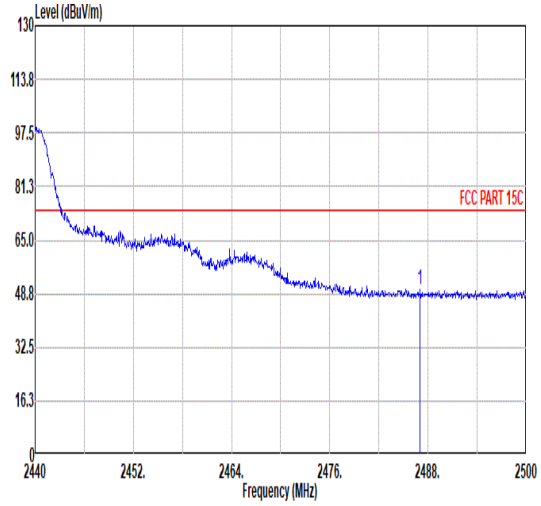 Freq Level Limit Line Over Limit Read Level Ant Factor Cable Loss Preamp Factor Aux Factor APos TPos Remark MHz dBuV/m dBuV/m dB dBuV dB/m dB dB dB cm deg 1 2487.04 50.20 74.00 -23.80 41.16 32.27 7.34 36.57 6.00 300 311 PEAK	Blank
Avg	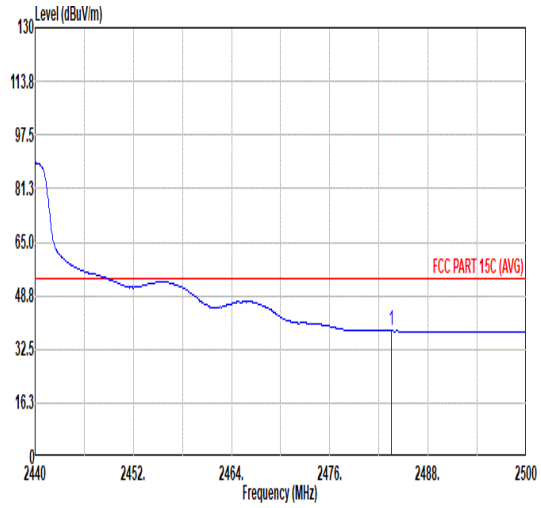 Freq Level Limit Line Over Limit Read Level Ant Factor Cable Loss Preamp Factor Aux Factor APos TPos Remark MHz dBuV/m dBuV/m dB dBuV dB/m dB dB dB cm deg 1 2483.50 38.05 54.00 -15.95 29.02 32.27 7.33 36.57 6.00 300 311 AVERAGE	Blank

Mode	16	
	Band Edge - L	
	2400-2483.5_802.11ax HE40_CH3_Full RU _2422MHz	
ANT	1+2	
Pol.	Vertical	Fundamental
Peak	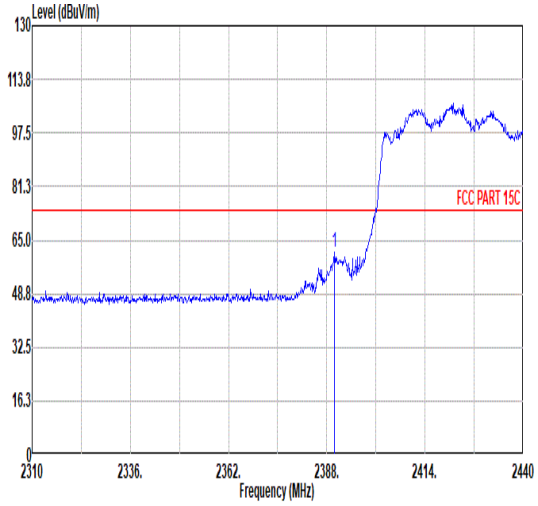 Freq Level Limit Line Over Limit Read Level Ant Factor Cable Loss Preamp Factor Aux Factor APos TPos Remark MHz dBuV/m dBuV/m dB dBuV dB/m dB dB dB cm deg 1 2389.95 61.33 74.00 -12.67 52.84 31.92 7.16 36.59 6.00 299 165 PEAK	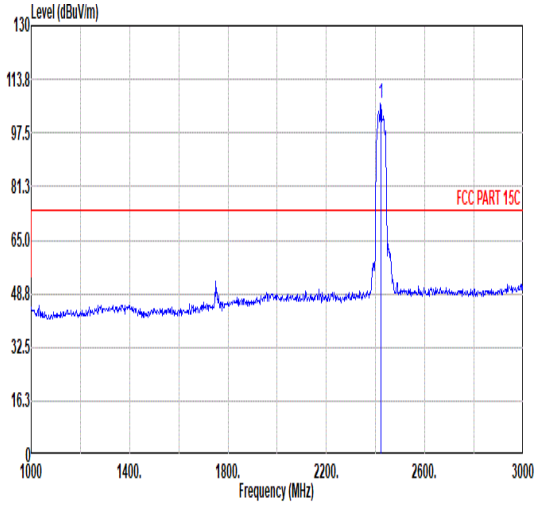 Freq Level Limit Line Over Limit Read Level Ant Factor Cable Loss Preamp Factor Aux Factor APos TPos Remark MHz dBuV/m dBuV/m dB dBuV dB/m dB dB dB cm deg 1 2422.00 106.46 ------ ------ 97.74 32.08 7.22 36.58 6.00 299 165 PEAK
Avg	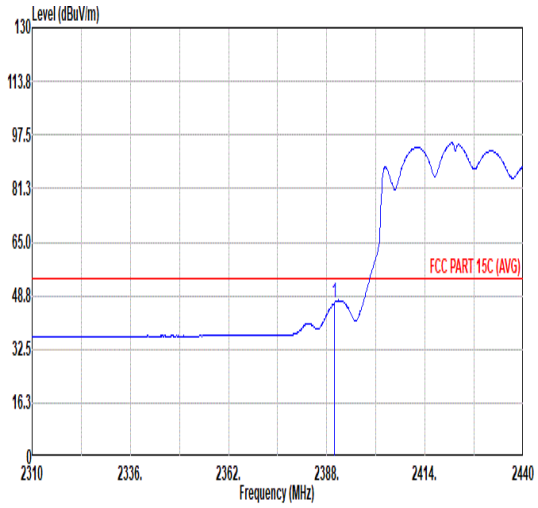 Freq Level Limit Line Over Limit Read Level Ant Factor Cable Loss Preamp Factor Aux Factor APos TPos Remark MHz dBuV/m dBuV/m dB dBuV dB/m dB dB dB cm deg 1 2389.95 46.55 54.00 -7.45 38.06 31.92 7.16 36.59 6.00 299 165 AVERAGE	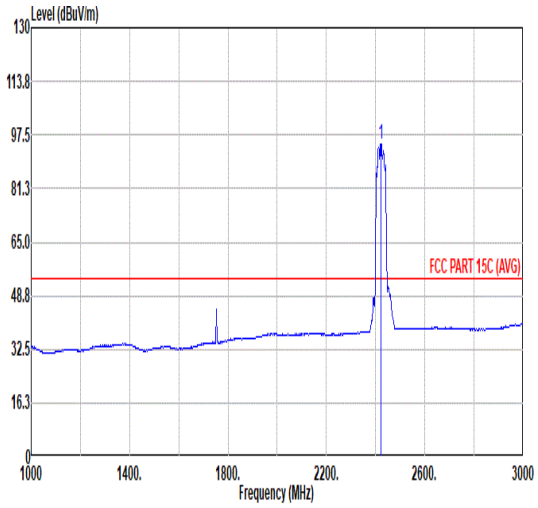 Freq Level Limit Line Over Limit Read Level Ant Factor Cable Loss Preamp Factor Aux Factor APos TPos Remark MHz dBuV/m dBuV/m dB dBuV dB/m dB dB dB cm deg 1 2422.00 94.78 ------ ------ 86.05 32.09 7.22 36.58 6.00 299 165 AVERAGE

Mode	16	
	Band Edge - R	
	2400-2483.5_802.11ax HE40_CH3_Full RU _2422MHz	
ANT	1+2	
Pol.	Vertical	Fundamental
Peak	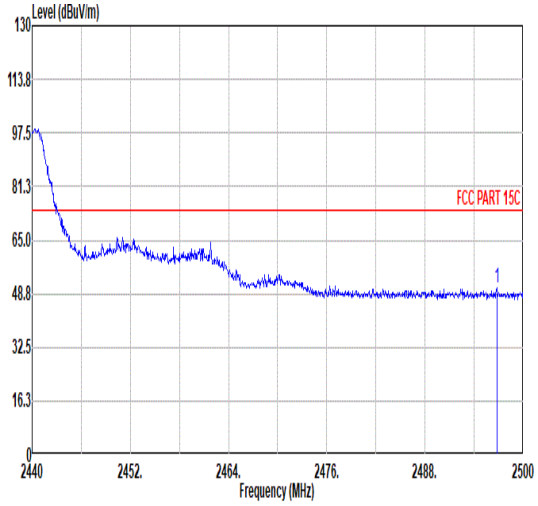 Freq Level Limit Line Over Limit Read Level Ant Factor Cable Loss Preamp Factor Aux Factor APos TPos Remark MHz dBuV/m dBuV/m dB dBuV dB/m dB dB dB cm deg 1 2496.76 50.47 74.00 -23.53 41.40 32.29 7.35 36.57 6.00 299 165 PEAK	Blank
Avg	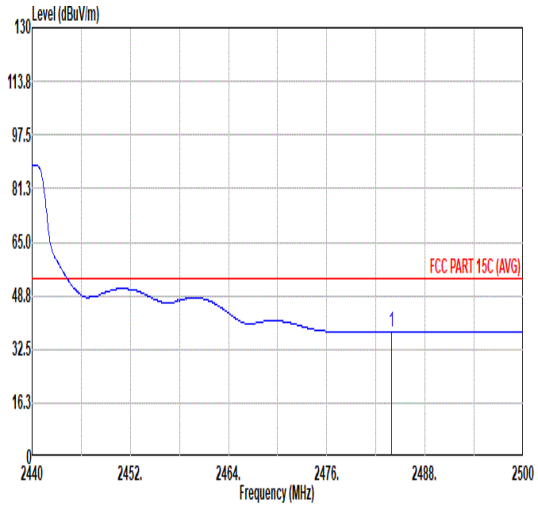 Freq Level Limit Line Over Limit Read Level Ant Factor Cable Loss Preamp Factor Aux Factor APos TPos Remark MHz dBuV/m dBuV/m dB dBuV dB/m dB dB dB cm deg 1 2483.92 37.75 54.00 -16.25 28.72 32.27 7.33 36.57 6.00 299 165 AVERAGE	Blank

Mode	16	
	Harmonic	
	2400-2483.5_802.11ax HE40_CH3_Full RU _2422MHz	
ANT	1+2	
Pol.	Horizontal	Vertical
Peak Avg	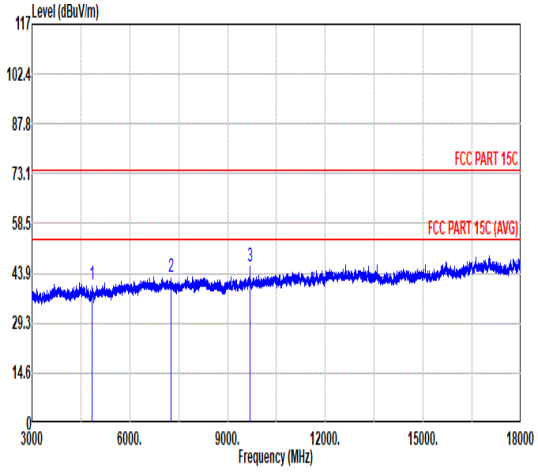 Freq Level Limit Line Over Limit Read Level Ant Factor Cable Loss Preamp Factor Aux Factor APos TPos Remark MHz dBuV/m dBuV/m dB dBuV dB/m dB dB dB cm deg 1 4844.00 40.47 74.00 -33.53 60.60 33.80 10.31 64.24 0.00 --- --- PEAK 2 7266.00 43.00 74.00 -31.00 60.72 35.60 12.71 66.03 0.00 --- --- PEAK 3 9688.50 45.88 76.83 -30.95 61.46 36.78 14.83 67.19 0.00 --- --- PEAK	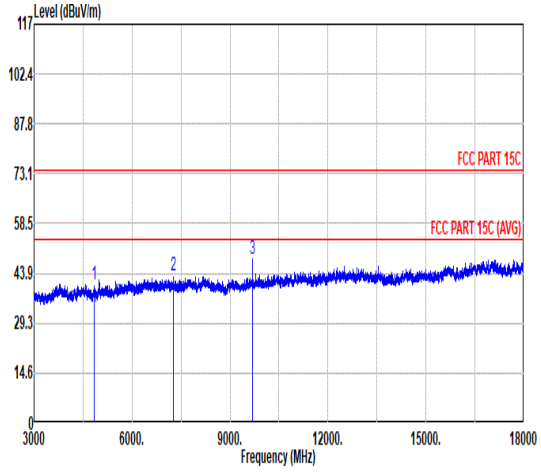 Freq Level Limit Line Over Limit Read Level Ant Factor Cable Loss Preamp Factor Aux Factor APos TPos Remark MHz dBuV/m dBuV/m dB dBuV dB/m dB dB dB cm deg 1 4844.00 40.71 74.00 -33.29 60.84 33.80 10.31 64.24 0.00 --- --- PEAK 2 7266.00 43.12 74.00 -30.88 60.84 35.60 12.71 66.03 0.00 --- --- PEAK 3 9688.50 47.91 75.75 -27.84 63.49 36.78 14.83 67.19 0.00 --- --- PEAK

Mode	17	
	Band Edge - L	
	2400-2483.5_802.11ax HE40_CH06_Full RU _2437MHz	
ANT	1+2	
Pol.	Horizontal	Fundamental
Peak	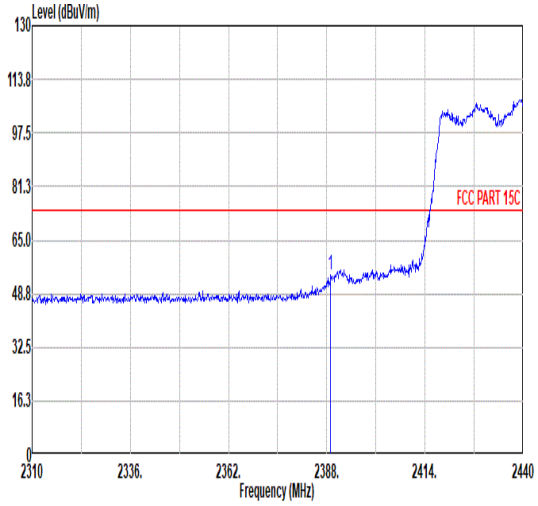 Freq Level Limit Line Over Limit Read Level Ant Factor Cable Loss Preamp Factor Aux Factor APos TPos Remark MHz dBuV/m dBuV/m dB dBuV dB/m dB dB dB cm deg 1 2389.04 54.29 74.00 -19.71 45.82 31.91 7.16 36.60 6.00 142 337 PEAK	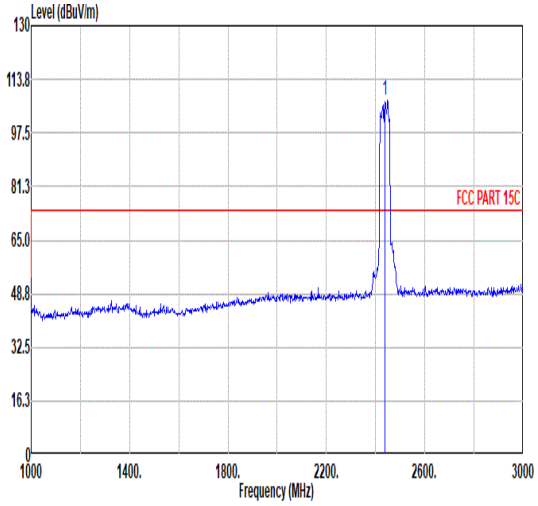 Freq Level Limit Line Over Limit Read Level Ant Factor Cable Loss Preamp Factor Aux Factor APos TPos Remark MHz dBuV/m dBuV/m dB dBuV dB/m dB dB dB cm deg 1 2437.00 107.19 ------ ------ 98.31 32.19 7.27 36.58 6.00 142 337 PEAK
Avg	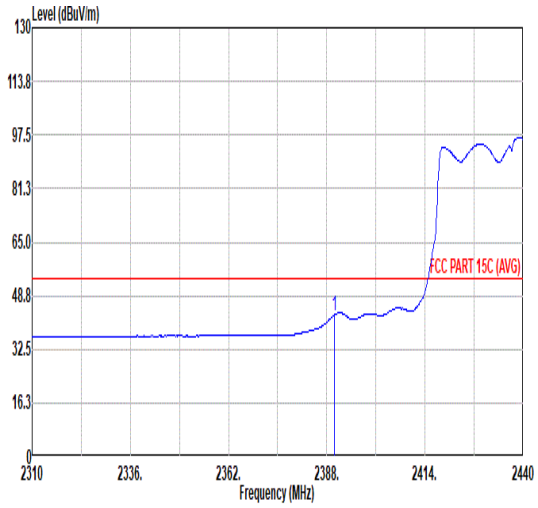 Freq Level Limit Line Over Limit Read Level Ant Factor Cable Loss Preamp Factor Aux Factor APos TPos Remark MHz dBuV/m dBuV/m dB dBuV dB/m dB dB dB cm deg 1 2389.95 42.92 54.00 -11.08 34.43 31.92 7.16 36.59 6.00 142 337 AVERAGE	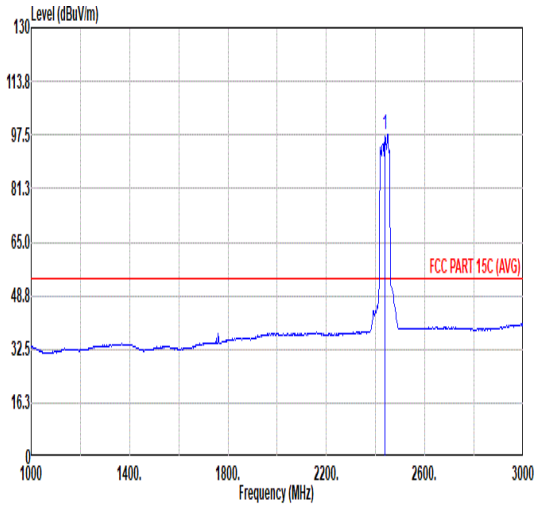 Freq Level Limit Line Over Limit Read Level Ant Factor Cable Loss Preamp Factor Aux Factor APos TPos Remark MHz dBuV/m dBuV/m dB dBuV dB/m dB dB dB cm deg 1 2437.00 97.69 ------ ------ 88.81 32.19 7.27 36.58 6.00 142 337 AVERAGE

Mode	17	
	Band Edge - R	
	2400-2483.5_802.11ax HE40_CH06_Full RU _2437MHz	
ANT	1+2	
Pol.	Horizontal	Fundamental
Peak	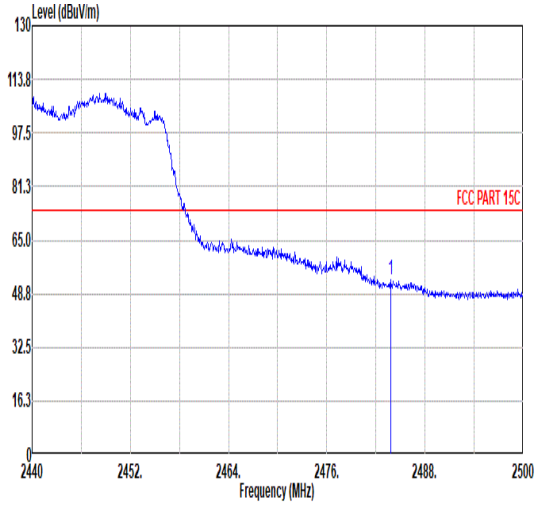 Freq Level Limit Line Over Limit Read Level Ant Factor Cable Loss Preamp Factor Aux Factor APos TPos Remark MHz dBuV/m dBuV/m dB dBuV dB/m dB dB dB cm deg 1 2483.80 52.94 74.00 -21.06 43.91 32.27 7.33 36.57 6.00 142 337 PEAK	Blank
Avg	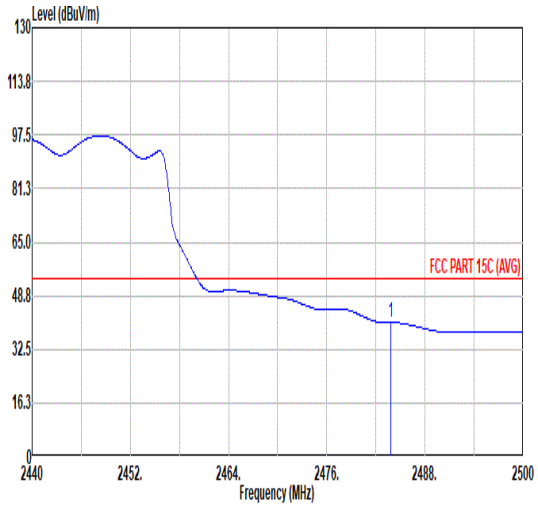 Freq Level Limit Line Over Limit Read Level Ant Factor Cable Loss Preamp Factor Aux Factor APos TPos Remark MHz dBuV/m dBuV/m dB dBuV dB/m dB dB dB cm deg 1 2483.80 40.67 54.00 -13.33 31.64 32.27 7.33 36.57 6.00 142 337 AVERAGE	Blank

Mode	17	
	Band Edge - L	
	2400-2483.5_802.11ax HE40_CH06_Full RU _2437MHz	
ANT	1+2	
Pol.	Vertical	Fundamental
Peak	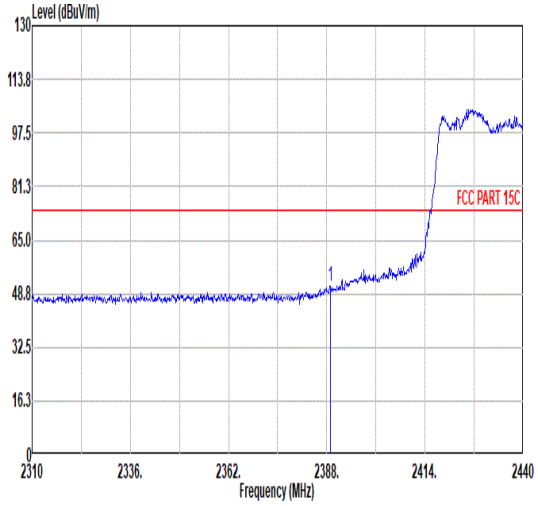 Freq Level Limit Line Over Limit Read Level Ant Factor Cable Loss Preamp Factor Aux Factor APos TPos Remark MHz dBuV/m dBuV/m dB dBuV dB/m dB dB dB cm deg 1 2388.91 51.11 74.00 -22.89 42.64 31.91 7.16 36.60 6.00 300 172 PEAK	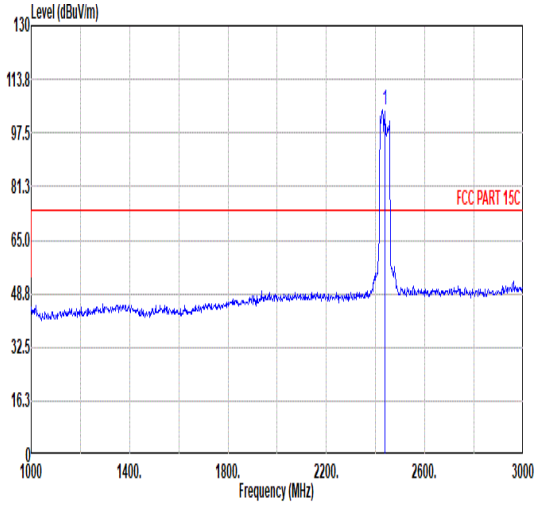 Freq Level Limit Line Over Limit Read Level Ant Factor Cable Loss Preamp Factor Aux Factor APos TPos Remark MHz dBuV/m dBuV/m dB dBuV dB/m dB dB dB cm deg 1 2437.00 104.57 ------ ------ 95.81 32.11 7.23 36.58 6.00 300 172 PEAK
Avg	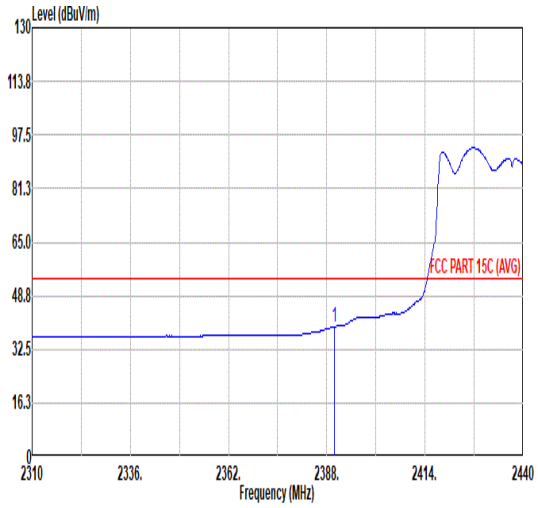 Freq Level Limit Line Over Limit Read Level Ant Factor Cable Loss Preamp Factor Aux Factor APos TPos Remark MHz dBuV/m dBuV/m dB dBuV dB/m dB dB dB cm deg 1 2389.95 39.41 54.00 -14.59 30.92 31.92 7.16 36.59 6.00 300 172 AVERAGE	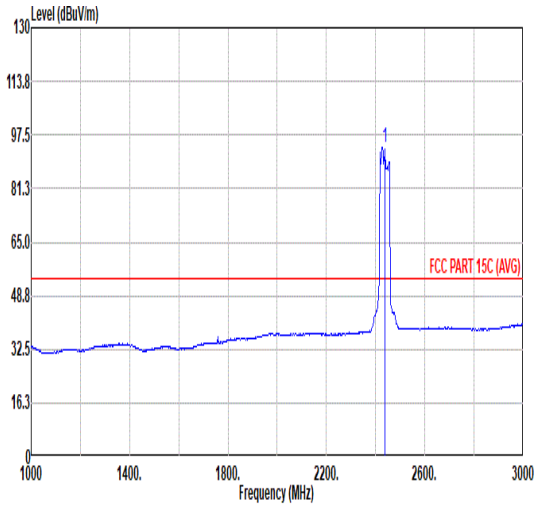 Freq Level Limit Line Over Limit Read Level Ant Factor Cable Loss Preamp Factor Aux Factor APos TPos Remark MHz dBuV/m dBuV/m dB dBuV dB/m dB dB dB cm deg 1 2437.00 93.78 ------ ------ 85.02 32.11 7.23 36.58 6.00 300 172 AVERAGE

Mode	17	
	Band Edge - R	
	2400-2483.5_802.11ax HE40_CH06_Full RU _2437MHz	
ANT	1+2	
Pol.	Vertical	Fundamental
Peak	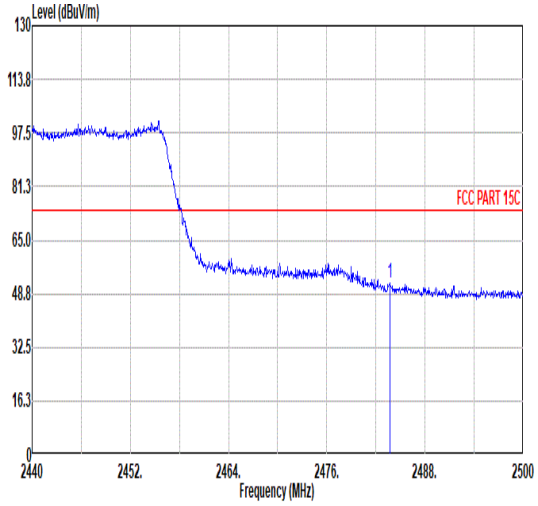 Freq Level Limit Line Over Limit Read Level Ant Factor Cable Loss Preamp Factor Aux Factor APos TPos Remark MHz dBuV/m dBuV/m dB dBuV dB/m dB dB dB cm deg 1 2483.68 51.94 74.00 -22.06 42.91 32.27 7.33 36.57 6.00 300 172 PEAK	Blank
Avg	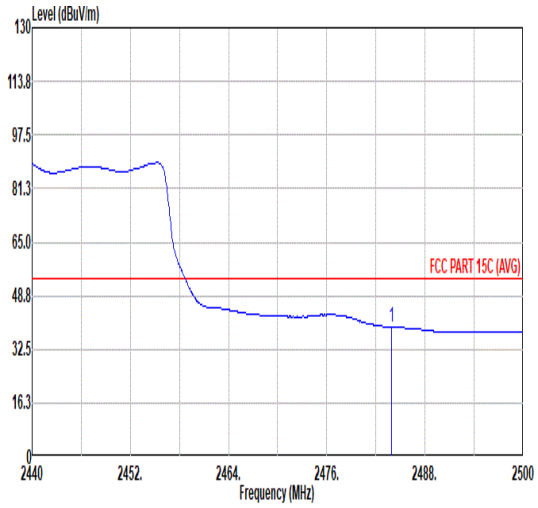 Freq Level Limit Line Over Limit Read Level Ant Factor Cable Loss Preamp Factor Aux Factor APos TPos Remark MHz dBuV/m dBuV/m dB dBuV dB/m dB dB dB cm deg 1 2483.92 39.44 54.00 -14.56 30.41 32.27 7.33 36.57 6.00 300 172 AVERAGE	Blank

Mode	17	
	Harmonic	
	2400-2483.5_802.11ax HE40_CH06_Full RU _2437MHz	
ANT	1+2	
Pol.	Horizontal	Vertical
Peak Avg	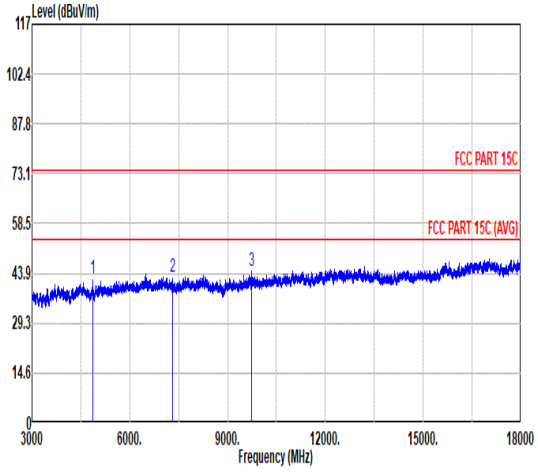 Freq Level Limit Line Over Limit Read Level Ant Factor Cable Loss Preamp Factor Aux Factor APos TPos Remark MHz dBuV/m dBuV/m dB dBuV dB/m dB dB dB cm deg 1 4874.00 42.58 74.00 -31.42 62.66 33.85 10.34 64.27 0.00 --- --- PEAK 2 7311.00 42.83 74.00 -31.17 60.57 35.58 12.78 66.10 0.00 --- --- PEAK 3 9748.50 44.73 76.36 -31.63 60.22 36.80 14.86 67.15 0.00 --- --- PEAK	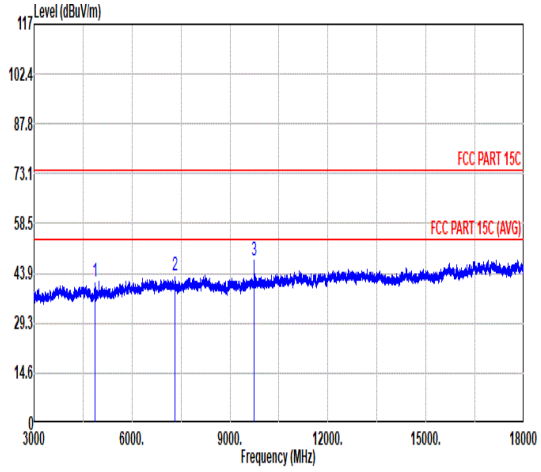 Freq Level Limit Line Over Limit Read Level Ant Factor Cable Loss Preamp Factor Aux Factor APos TPos Remark MHz dBuV/m dBuV/m dB dBuV dB/m dB dB dB cm deg 1 4874.00 41.66 74.00 -32.34 61.74 33.85 10.34 64.27 0.00 --- --- PEAK 2 7311.00 43.28 74.00 -30.72 61.02 35.58 12.78 66.10 0.00 --- --- PEAK 3 9748.50 47.73 75.05 -27.32 63.22 36.80 14.86 67.15 0.00 --- --- PEAK

Mode	18	
	Band Edge - L	
	2400-2483.5_802.11ax HE40_CH9_Full RU _2452MHz	
ANT	1+2	
Pol.	Horizontal	Fundamental
Peak	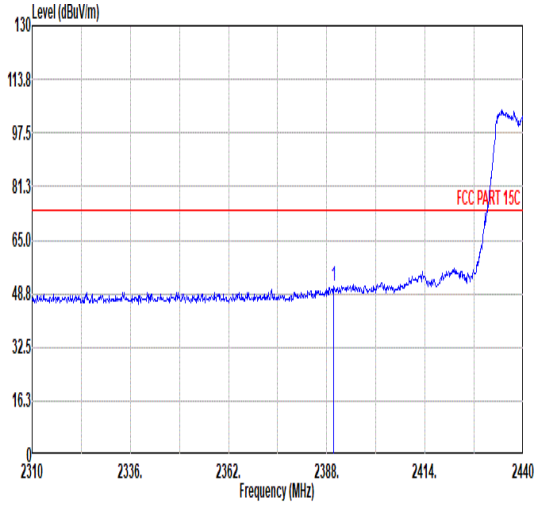 Freq Level Limit Line Over Limit Read Level Ant Factor Cable Loss Preamp Factor Aux Factor APos TPos Remark MHz dBuV/m dBuV/m dB dBuV dB/m dB dB dB cm deg 1 2389.82 50.84 74.00 -23.16 42.35 31.92 7.16 36.59 6.00 147 337 PEAK	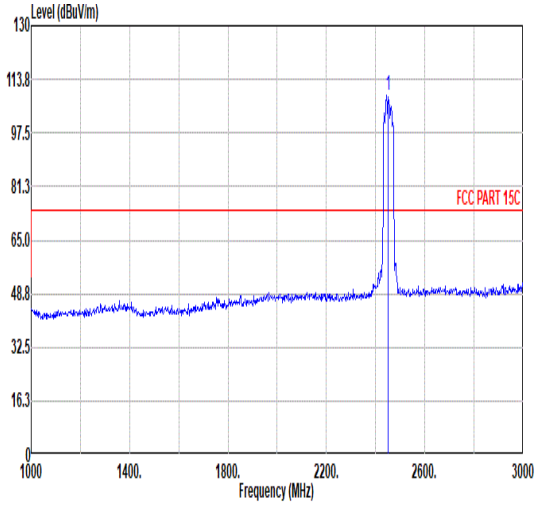 Freq Level Limit Line Over Limit Read Level Ant Factor Cable Loss Preamp Factor Aux Factor APos TPos Remark MHz dBuV/m dBuV/m dB dBuV dB/m dB dB dB cm deg 1 2452.00 108.88 ------ ------ 100.02 32.18 7.26 36.58 6.00 147 337 PEAK
Avg	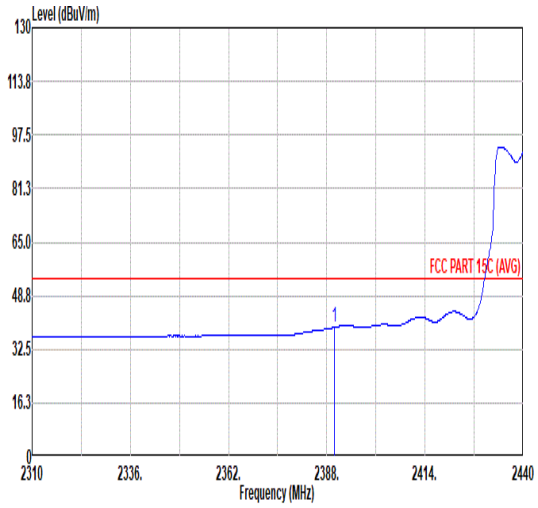 Freq Level Limit Line Over Limit Read Level Ant Factor Cable Loss Preamp Factor Aux Factor APos TPos Remark MHz dBuV/m dBuV/m dB dBuV dB/m dB dB dB cm deg 1 2389.95 39.15 54.00 -14.85 30.66 31.92 7.16 36.59 6.00 147 337 AVERAGE	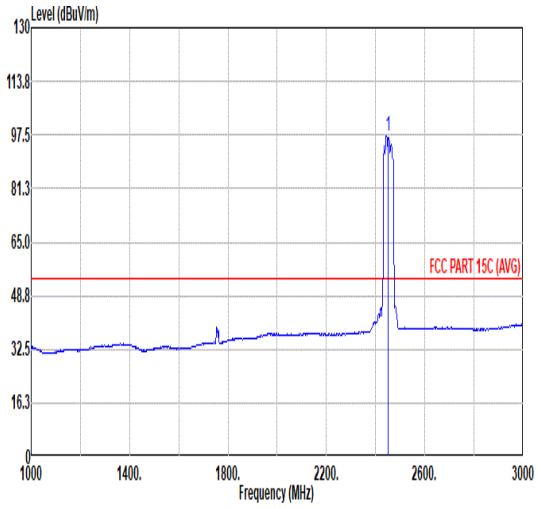 Freq Level Limit Line Over Limit Read Level Ant Factor Cable Loss Preamp Factor Aux Factor APos TPos Remark MHz dBuV/m dBuV/m dB dBuV dB/m dB dB dB cm deg 1 2452.00 97.32 ------ ------ 88.46 32.18 7.26 36.58 6.00 147 337 AVERAGE

Mode	18	
	Band Edge - R	
	2400-2483.5_802.11ax HE40_CH9_Full RU _2452MHz	
ANT	1+2	
Pol.	Horizontal	Fundamental
Peak	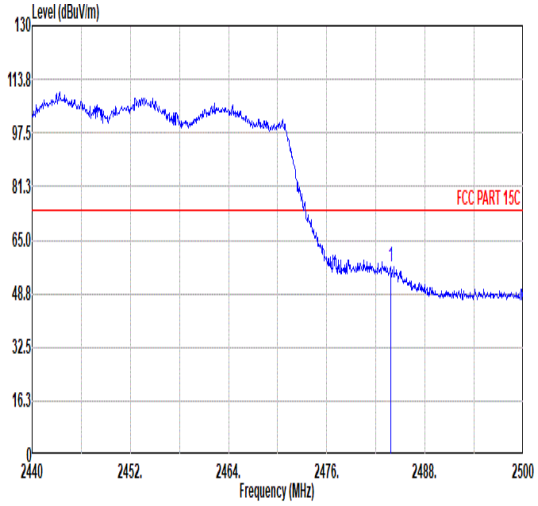 Freq Level Limit Line Over Limit Read Level Ant Factor Cable Loss Preamp Factor Aux Factor APos TPos Remark MHz dBuV/m dBuV/m dB dBuV dB/m dB dB dB cm deg 1 2483.80 56.94 74.00 -17.06 47.91 32.27 7.33 36.57 6.00 147 337 PEAK	Blank
Avg	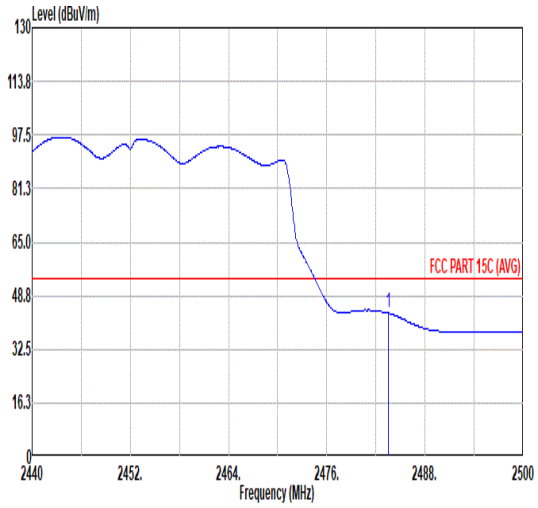 Freq Level Limit Line Over Limit Read Level Ant Factor Cable Loss Preamp Factor Aux Factor APos TPos Remark MHz dBuV/m dBuV/m dB dBuV dB/m dB dB dB cm deg 1 2483.50 43.52 54.00 -10.48 34.49 32.27 7.33 36.57 6.00 147 337 AVERAGE	Blank

Mode	18	
	Band Edge - L	
	2400-2483.5_802.11ax HE40_CH9_Full RU _2452MHz	
ANT	1+2	
Pol.	Vertical	Fundamental
Peak	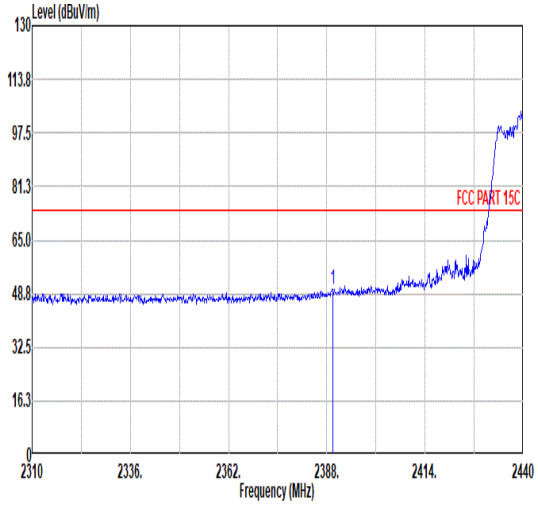 Freq Level Limit Line Over Limit Read Level Ant Factor Cable Loss Preamp Factor Aux Factor APos TPos Remark MHz dBuV/m dBuV/m dB dBuV dB/m dB dB dB cm deg 1 2389.56 49.98 74.00 -24.02 41.49 31.92 7.16 36.59 6.00 200 159 PEAK	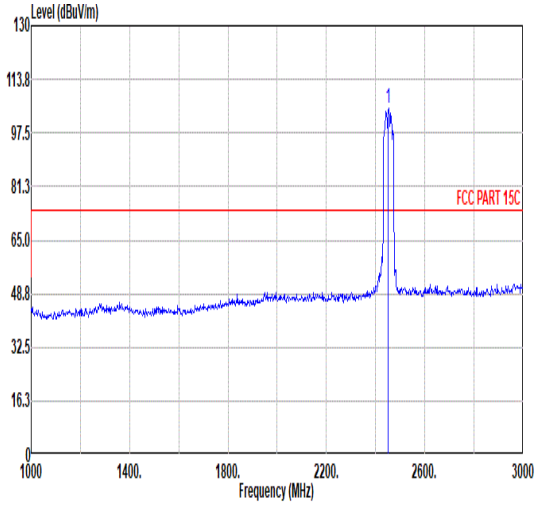 Freq Level Limit Line Over Limit Read Level Ant Factor Cable Loss Preamp Factor Aux Factor APos TPos Remark MHz dBuV/m dBuV/m dB dBuV dB/m dB dB dB cm deg 1 2452.00 104.90 ------ ------ 95.98 32.21 7.28 36.57 6.00 200 159 PEAK
Avg	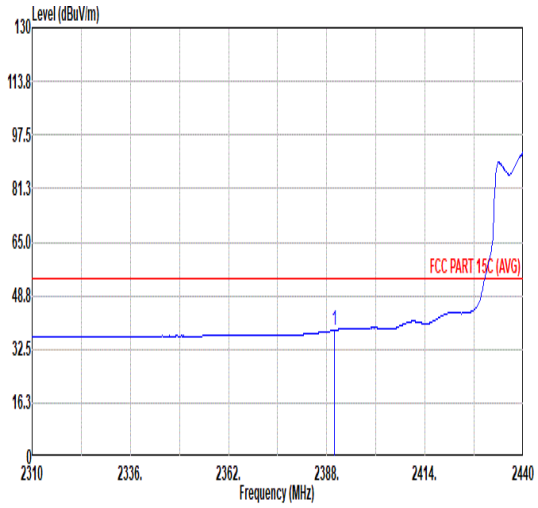 Freq Level Limit Line Over Limit Read Level Ant Factor Cable Loss Preamp Factor Aux Factor APos TPos Remark MHz dBuV/m dBuV/m dB dBuV dB/m dB dB dB cm deg 1 2389.95 38.24 54.00 -15.76 29.75 31.92 7.16 36.59 6.00 200 159 AVERAGE	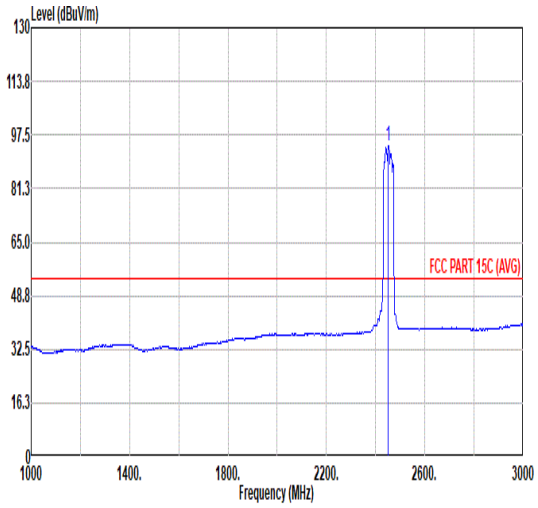 Freq Level Limit Line Over Limit Read Level Ant Factor Cable Loss Preamp Factor Aux Factor APos TPos Remark MHz dBuV/m dBuV/m dB dBuV dB/m dB dB dB cm deg 1 2452.00 94.27 ------ ------ 85.35 32.21 7.28 36.57 6.00 200 159 AVERAGE

Mode	18	
	Band Edge - R	
	2400-2483.5_802.11ax HE40_CH9_Full RU _2452MHz	
ANT	1+2	
Pol.	Vertical	Fundamental
Peak	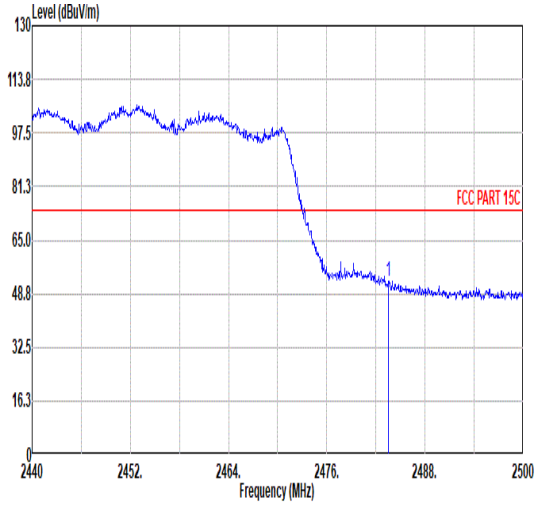 Freq Level Limit Line Over Limit Read Level Ant Factor Cable Loss Preamp Factor Aux Factor APos TPos Remark MHz dBuV/m dBuV/m dB dBuV dB/m dB dB dB cm deg 1 2483.50 52.58 74.00 -21.42 43.55 32.27 7.33 36.57 6.00 200 159 PEAK	Blank
Avg	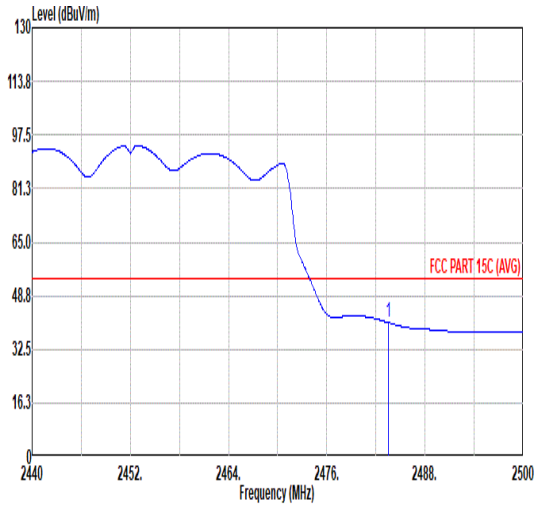 Freq Level Limit Line Over Limit Read Level Ant Factor Cable Loss Preamp Factor Aux Factor APos TPos Remark MHz dBuV/m dBuV/m dB dBuV dB/m dB dB dB cm deg 1 2483.50 40.67 54.00 -13.33 31.64 32.27 7.33 36.57 6.00 200 159 AVERAGE	Blank

Mode	18	
	Harmonic	
	2400-2483.5_802.11ax HE40_CH9_Full RU _2452MHz	
ANT	1+2	
Pol.	Horizontal	Vertical
Peak Avg	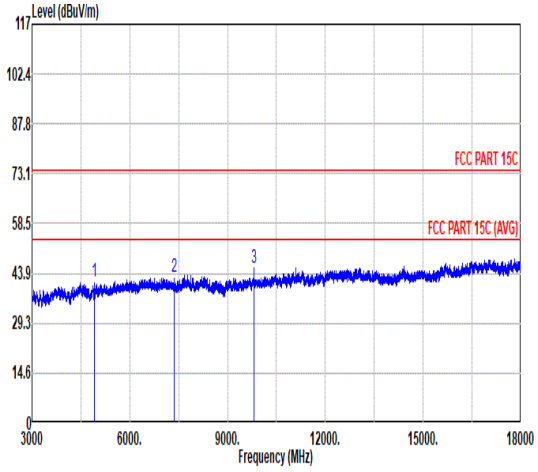 Freq Level Limit Line Over Limit Read Level Ant Factor Cable Loss Preamp Factor Aux Factor APos TPos Remark MHz dBuV/m dBuV/m dB dBuV dB/m dB dB dB cm deg 1 4904.00 41.46 74.00 -32.54 61.49 33.90 10.37 64.30 0.00 --- --- PEAK 2 7356.00 42.70 74.00 -31.30 60.52 35.51 12.84 66.17 0.00 --- --- PEAK 3 9808.50 45.51 75.28 -29.77 60.82 36.90 14.90 67.11 0.00 --- --- PEAK	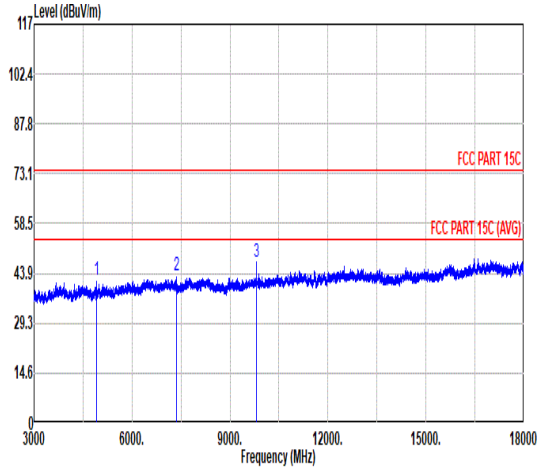 Freq Level Limit Line Over Limit Read Level Ant Factor Cable Loss Preamp Factor Aux Factor APos TPos Remark MHz dBuV/m dBuV/m dB dBuV dB/m dB dB dB cm deg 1 4904.00 42.05 74.00 -31.95 62.08 33.90 10.37 64.30 0.00 --- --- PEAK 2 7356.00 43.26 74.00 -30.74 61.08 35.51 12.84 66.17 0.00 --- --- PEAK 3 9808.50 47.25 74.61 -27.36 62.56 36.90 14.90 67.11 0.00 --- --- PEAK

Mode	15	
	18G-25G	
	2400-2483.5_802.11ax HE20_CH11_RU106/54_2462MHz	
ANT	1+2	
Pol.	Horizontal	Vertical
Peak Avg	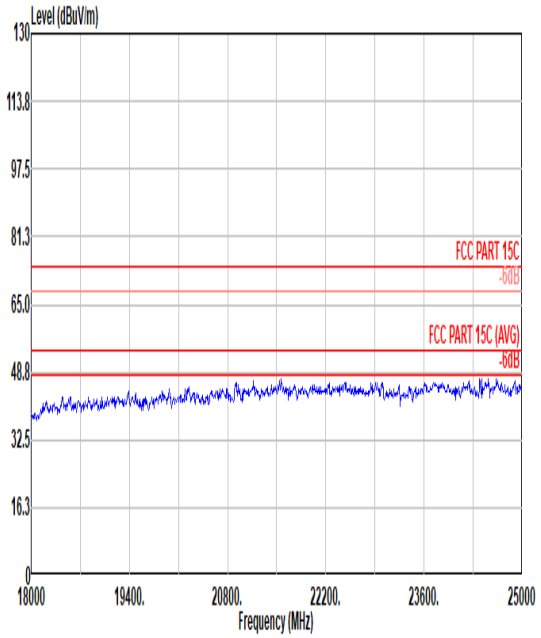	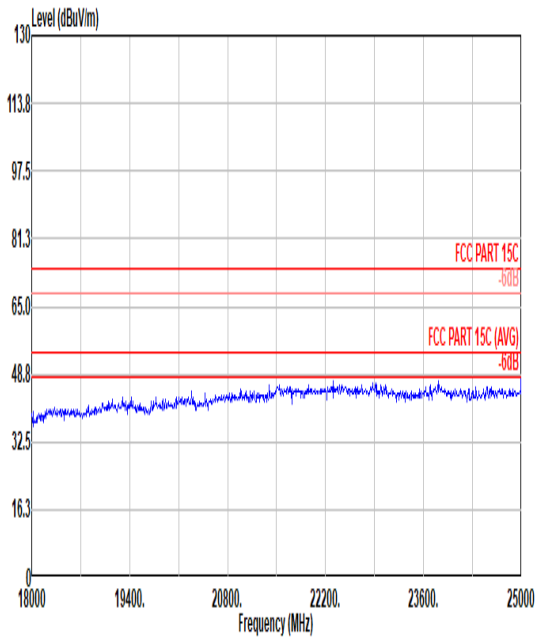

Mode	15
	LF
	2400-2483.5_802.11ax HE20_CH11_RU106/54_2462MHz
ANT	1+2

Pol.	Horizontal	Vertical
Peak	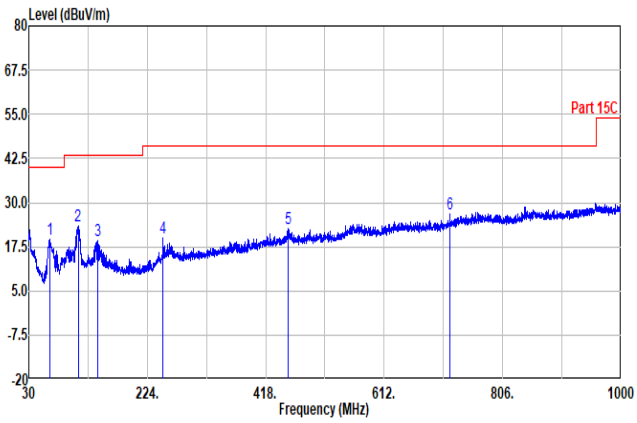	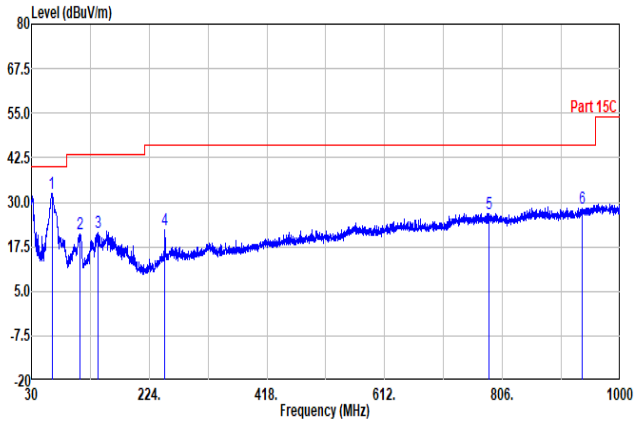

	Freq	Level	Limit Line	Over Limit	Read Level	Ant Factor	Cable Loss	Preamp Factor	Aux Factor	APos	TPos	Remark
	MHz	dBuV/m	dBuV/m	dB	dBuV	dB/m	dB	dB	dB	cm	deg	
1	63.95	19.61	40.00	-20.39	39.48	12.14	0.70	32.71	0.00	---	---	Peak
2	110.75	23.29	43.50	-20.21	37.71	17.17	1.14	32.73	0.00	---	---	Peak
3	143.25	19.39	43.50	-24.11	33.21	17.63	1.30	32.75	0.00	---	---	Peak
4	249.95	19.95	46.00	-26.05	32.20	18.80	1.74	32.79	0.00	---	---	Peak
5	454.62	22.51	46.00	-23.49	29.84	23.32	2.33	32.98	0.00	---	---	Peak
6	719.19	26.66	46.00	-19.34	29.36	27.55	2.91	33.16	0.00	---	---	Peak

	Freq	Level	Limit Line	Over Limit	Read Level	Ant Factor	Cable Loss	Preamp Factor	Aux Factor	APos	TPos	Remark
	MHz	dBuV/m	dBuV/m	dB	dBuV	dB/m	dB	dB	dB	cm	deg	
1	63.71	32.63	40.00	-7.37	52.51	12.13	0.70	32.71	0.00	---	---	Peak
2	109.30	21.01	43.50	-22.49	35.54	17.07	1.13	32.73	0.00	---	---	Peak
3	140.34	21.61	43.50	-21.89	35.40	17.68	1.28	32.75	0.00	---	---	Peak
4	249.95	22.31	46.00	-23.69	34.56	18.80	1.74	32.79	0.00	---	---	Peak
5	783.69	26.92	46.00	-19.08	28.10	28.69	3.03	32.90	0.00	---	---	Peak
6	937.68	28.22	46.00	-17.78	26.04	30.63	3.31	31.76	0.00	---	---	Peak

Appendix D. Duty Cycle Plots

Antenna	Band	Duty Cycle(%)	T(ms)	1/T(kHz)	VBW Setting
1+2	802.11b	98.61	-	-	10Hz
1+2	802.11g	99.05	-	-	10Hz
1+2	802.11ax HE20 Full RU/ Partial RU	100	-	-	10Hz
1+2	802.11ax HE40	100	-	-	10Hz

802.11b

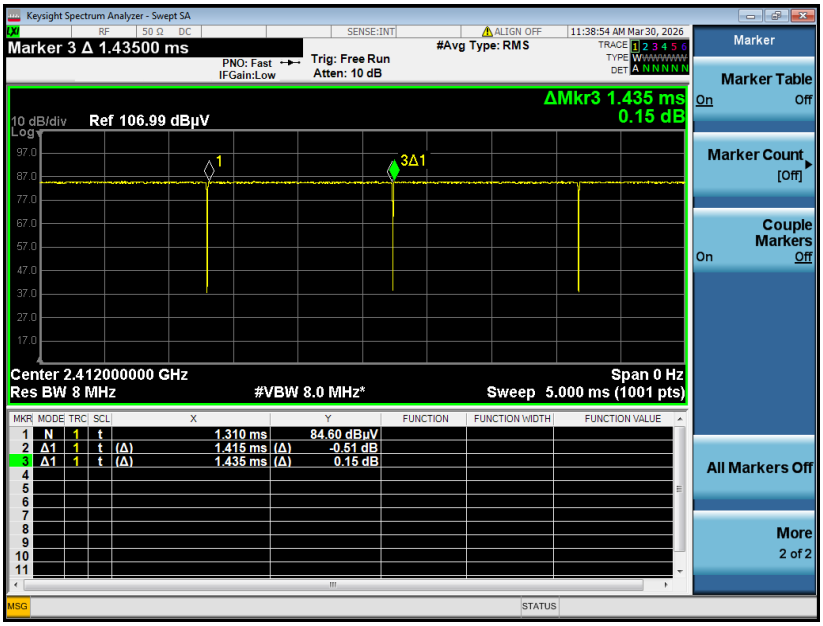

802.11g

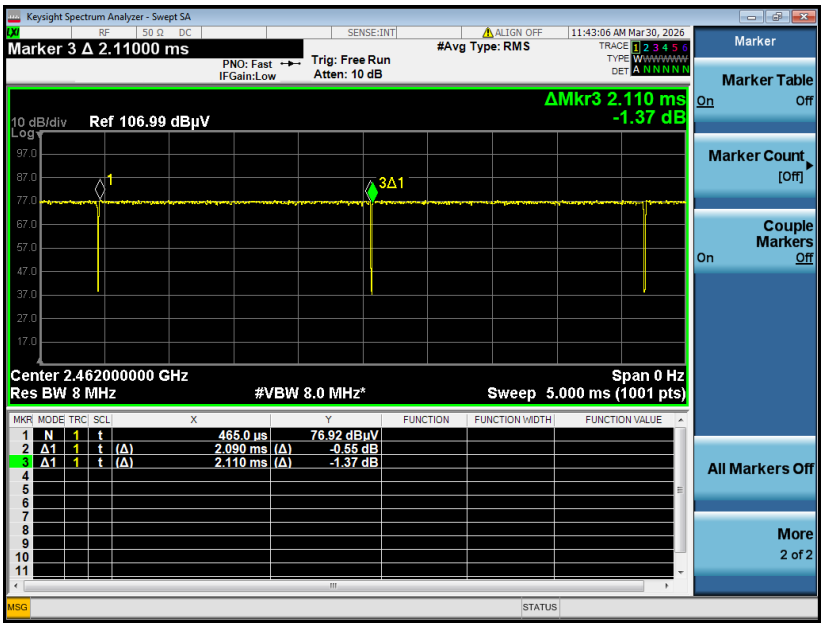

802.11ax HE20 Full RU / Partial RU

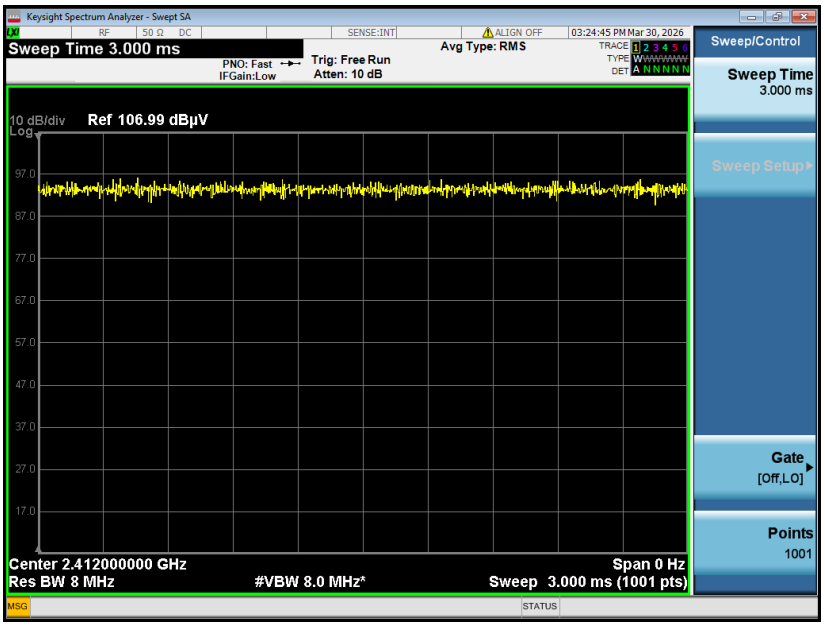
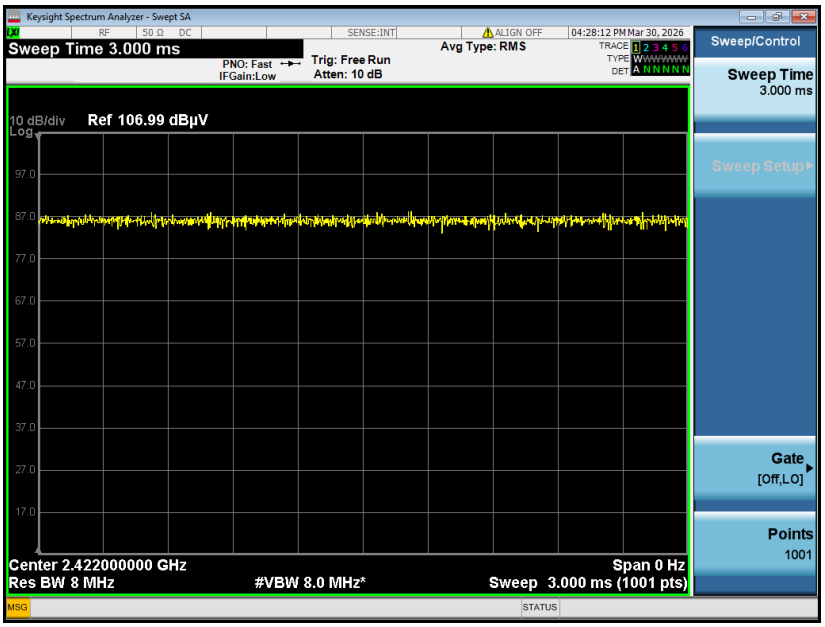
802.11ax HE40