Band Edge NVNT 2-DH5 2480MHz Ant1 No-Hopping Ref

Band Edge NVNT 2-DH5 2480MHz Ant1 No-Hopping Emission

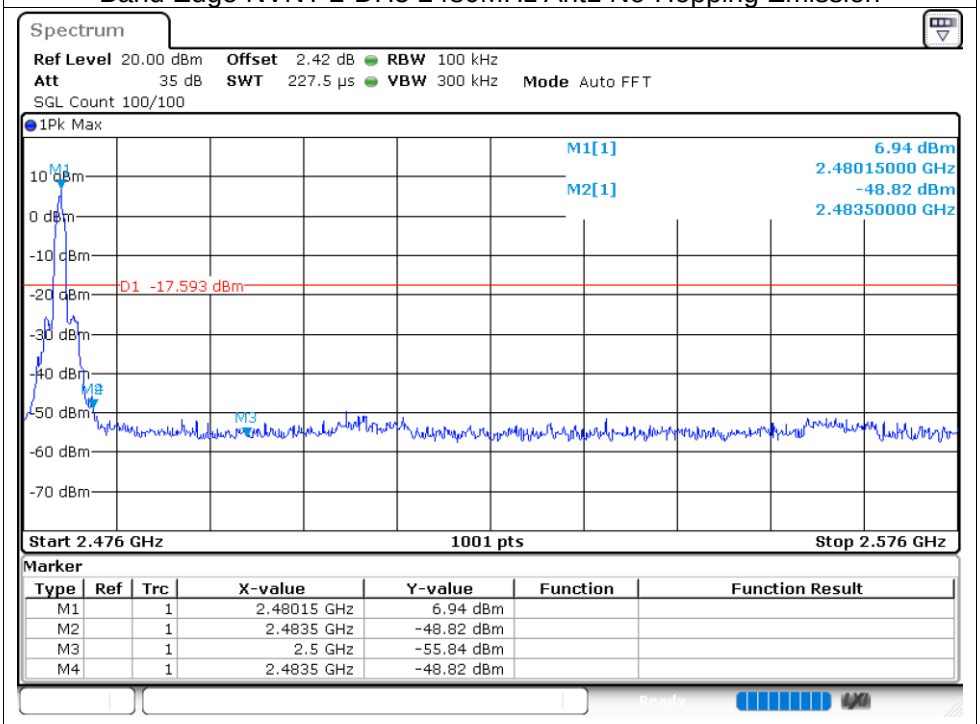

Marker

Type	Ref	Trc	X-value	Y-value	Function	Function Result
M1		1	2.48015 GHz	6.94 dBm		
M2		1	2.4835 GHz	-48.82 dBm		
M3		1	2.5 GHz	-55.84 dBm		
M4		1	2.4835 GHz	-48.82 dBm		

Band Edge NVNT 3-DH5 2402MHz Ant1 No-Hopping Ref

Band Edge NVNT 3-DH5 2402MHz Ant1 No-Hopping Emission

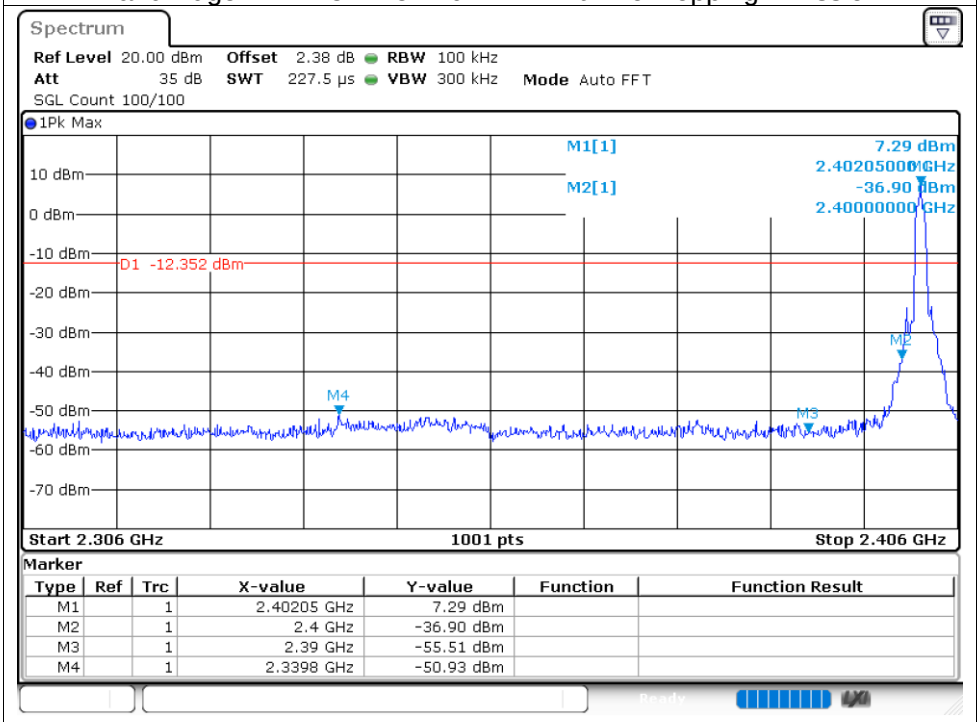

Band Edge NVNT 3-DH5 2480MHz Ant1 No-Hopping Ref

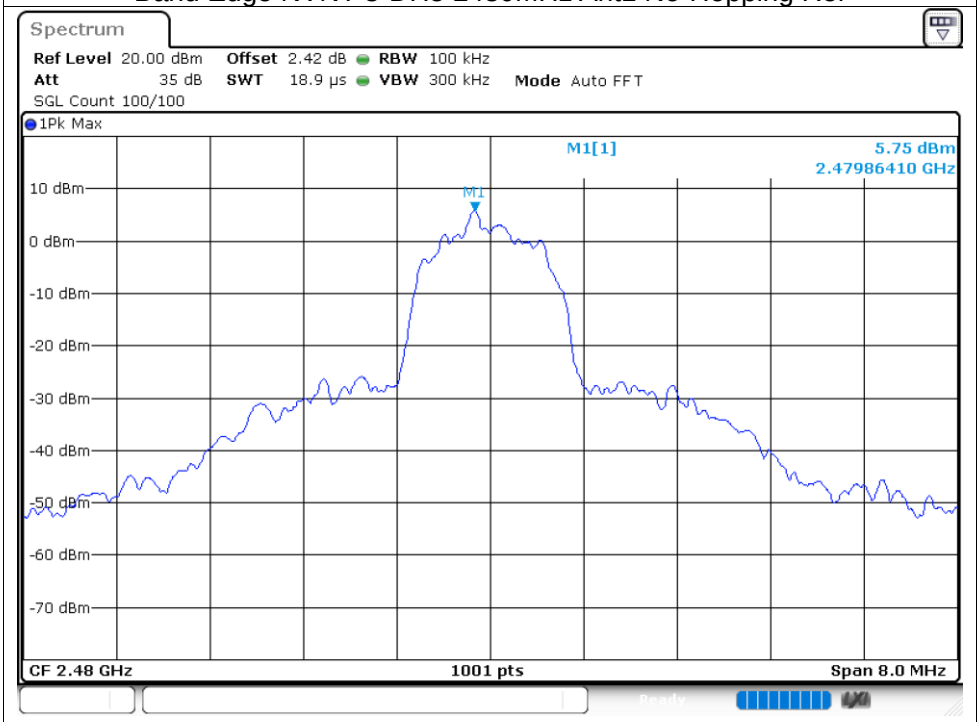

Band Edge NVNT 3-DH5 2480MHz Ant1 No-Hopping Emission

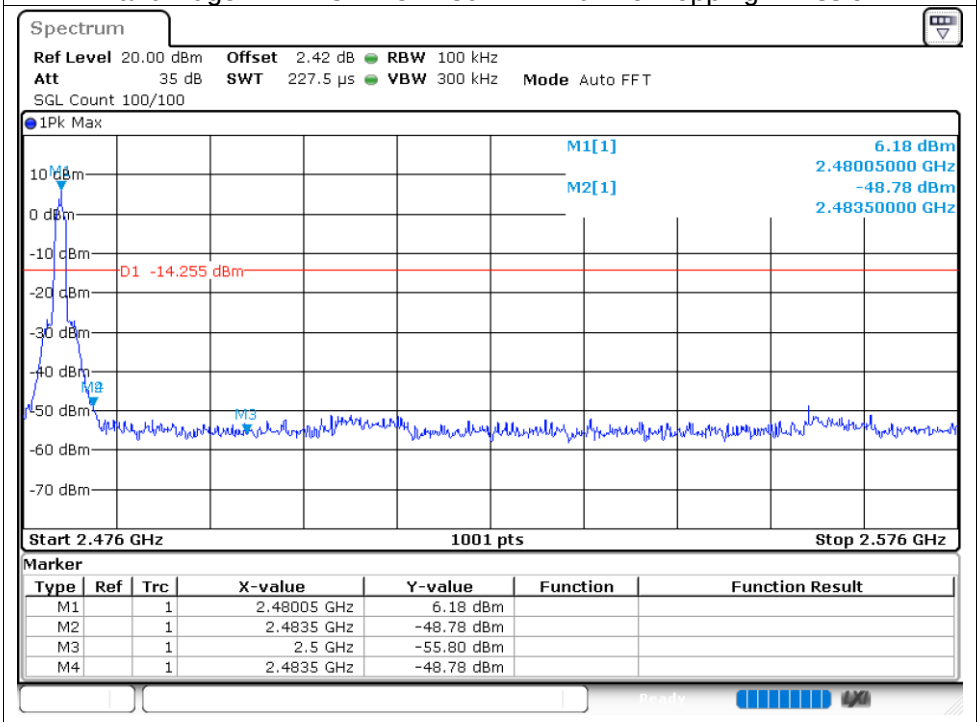

8.8 BAND EDGE(HOPPING)

Condition	Mode	Frequency (MHz)	Antenna	Hopping Mode	Max Value (dBc)	Limit (dBc)	Verdict
NVNT	1-DH5	2402	Ant1	Hopping	-55.87	-20	Pass
NVNT	1-DH5	2480	Ant1	Hopping	-55.23	-20	Pass
NVNT	2-DH5	2402	Ant1	Hopping	-51	-20	Pass
NVNT	2-DH5	2480	Ant1	Hopping	-58.07	-20	Pass
NVNT	3-DH5	2402	Ant1	Hopping	-58.09	-20	Pass
NVNT	3-DH5	2480	Ant1	Hopping	-58.55	-20	Pass

Test Graphs

Band Edge(Hopping) NVNT 1-DH5 2402MHz Ant1 Hopping Ref

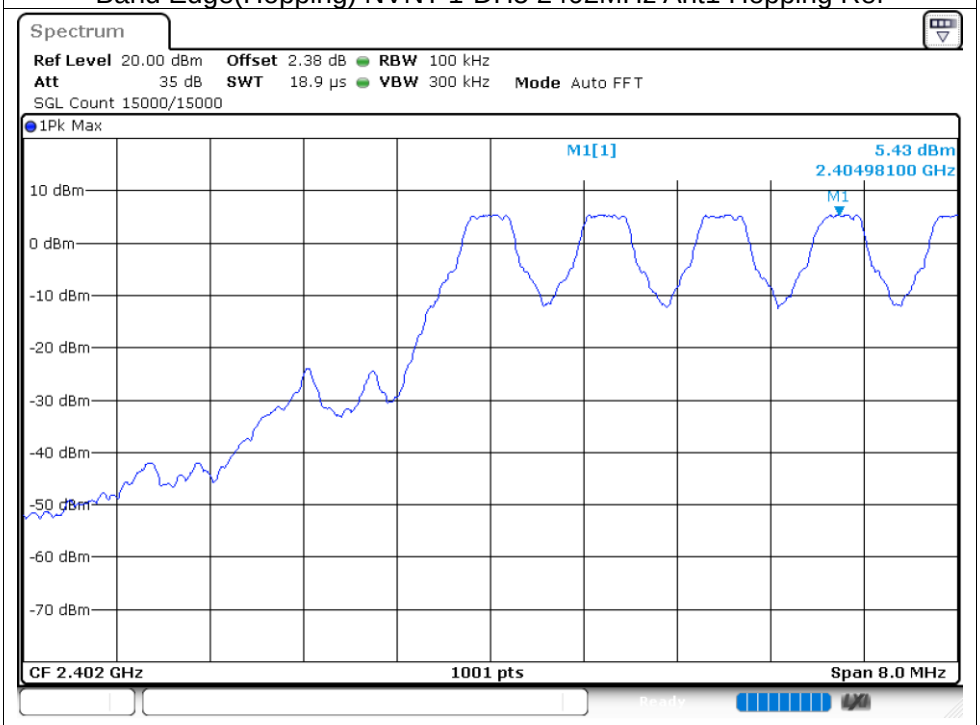

Band Edge(Hopping) NVNT 1-DH5 2402MHz Ant1 Hopping Emission

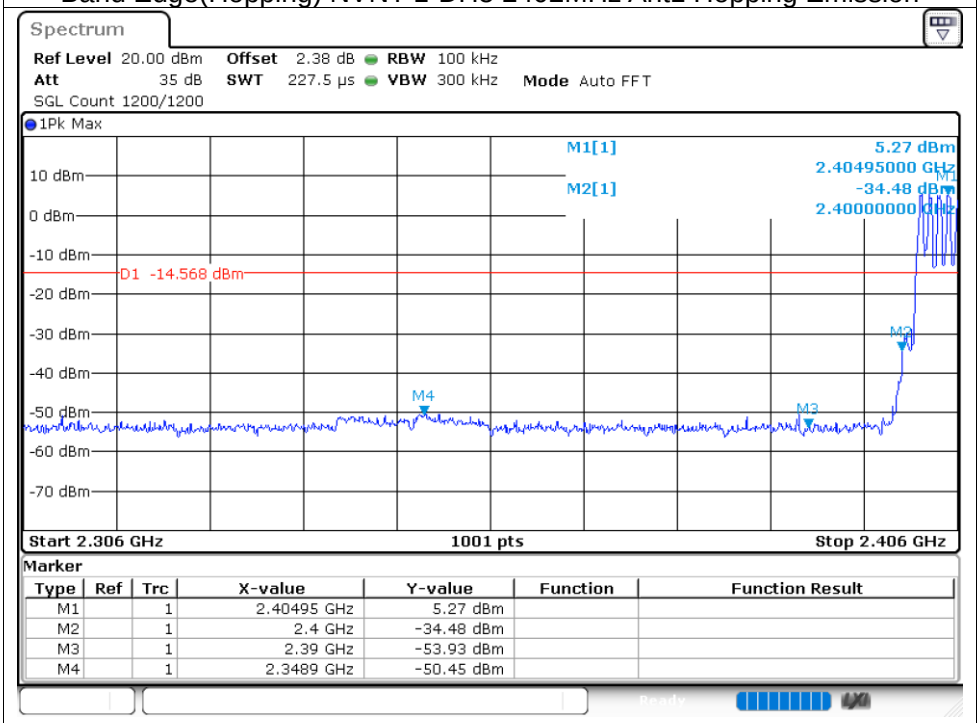

Marker

Type	Ref	Trc	X-value	Y-value	Function	Function Result
M1		1	2.40495 GHz	5.27 dBm		
M2		1	2.4 GHz	-34.48 dBm		
M3		1	2.39 GHz	-53.93 dBm		
M4		1	2.3489 GHz	-50.45 dBm		

Band Edge(Hopping) NVNT 1-DH5 2480MHz Ant1 Hopping Ref

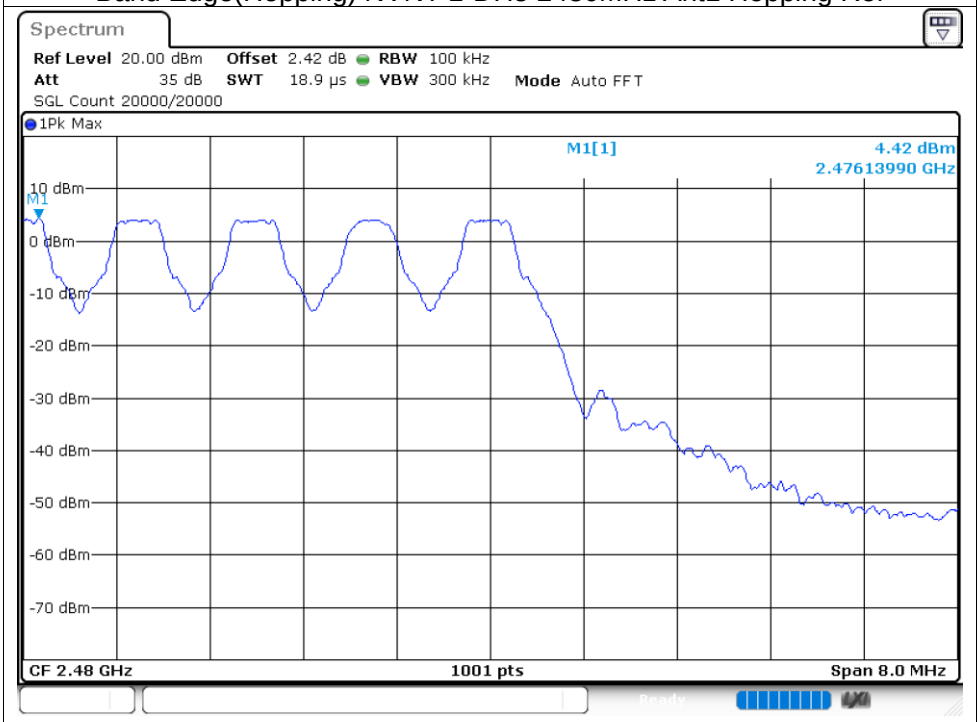

Band Edge(Hopping) NVNT 1-DH5 2480MHz Ant1 Hopping Emission

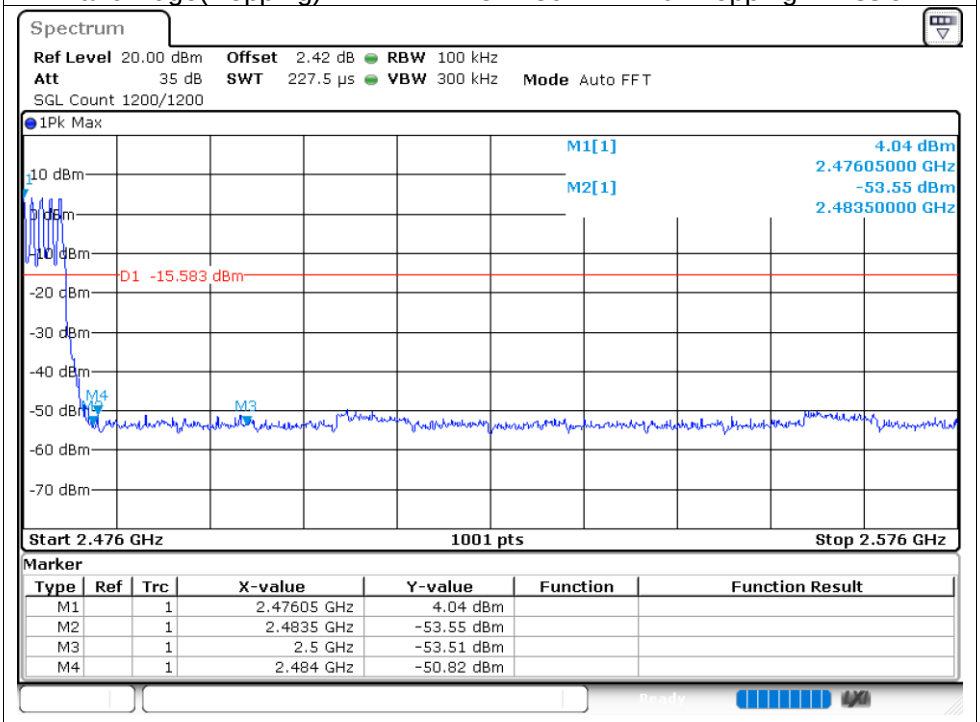

Marker

Type	Ref	Trc	X-value	Y-value	Function	Function Result
M1		1	2.47605 GHz	4.04 dBm		
M2		1	2.4835 GHz	-53.55 dBm		
M3		1	2.5 GHz	-53.51 dBm		
M4		1	2.484 GHz	-50.82 dBm		

Band Edge(Hopping) NVNT 2-DH5 2402MHz Ant1 Hopping Ref

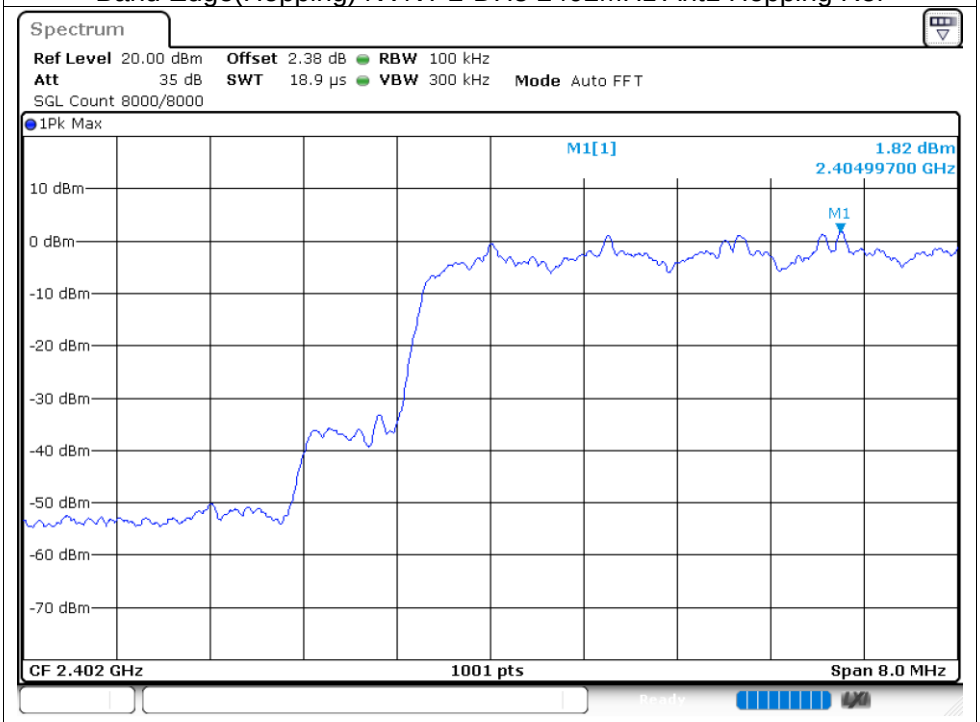

Band Edge(Hopping) NVNT 2-DH5 2402MHz Ant1 Hopping Emission

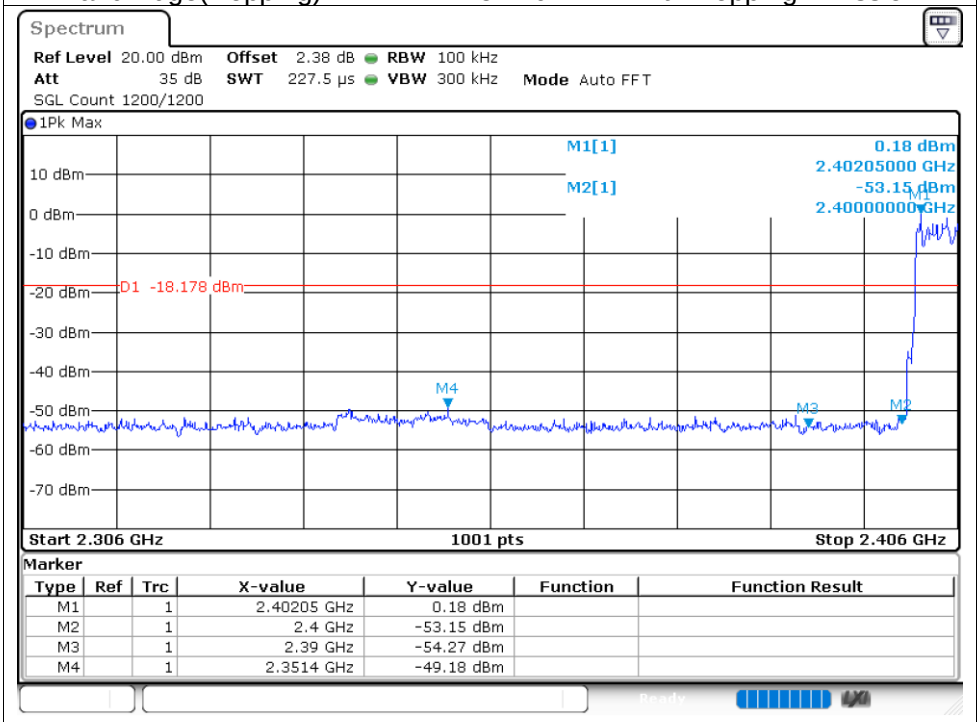

Marker

Type	Ref	Trc	X-value	Y-value	Function	Function Result
M1		1	2.40205 GHz	0.18 dBm		
M2		1	2.4 GHz	-53.15 dBm		
M3		1	2.39 GHz	-54.27 dBm		
M4		1	2.3514 GHz	-49.18 dBm		

Band Edge(Hopping) NVNT 2-DH5 2480MHz Ant1 Hopping Ref

Band Edge(Hopping) NVNT 2-DH5 2480MHz Ant1 Hopping Emission

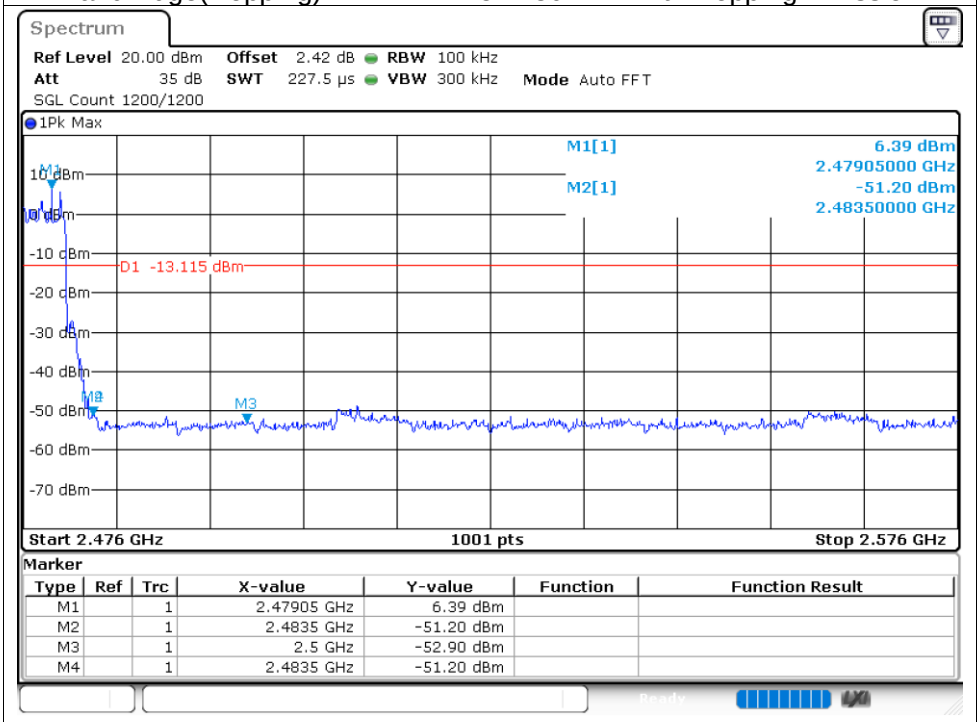

Band Edge(Hopping) NVNT 3-DH5 2402MHz Ant1 Hopping Ref

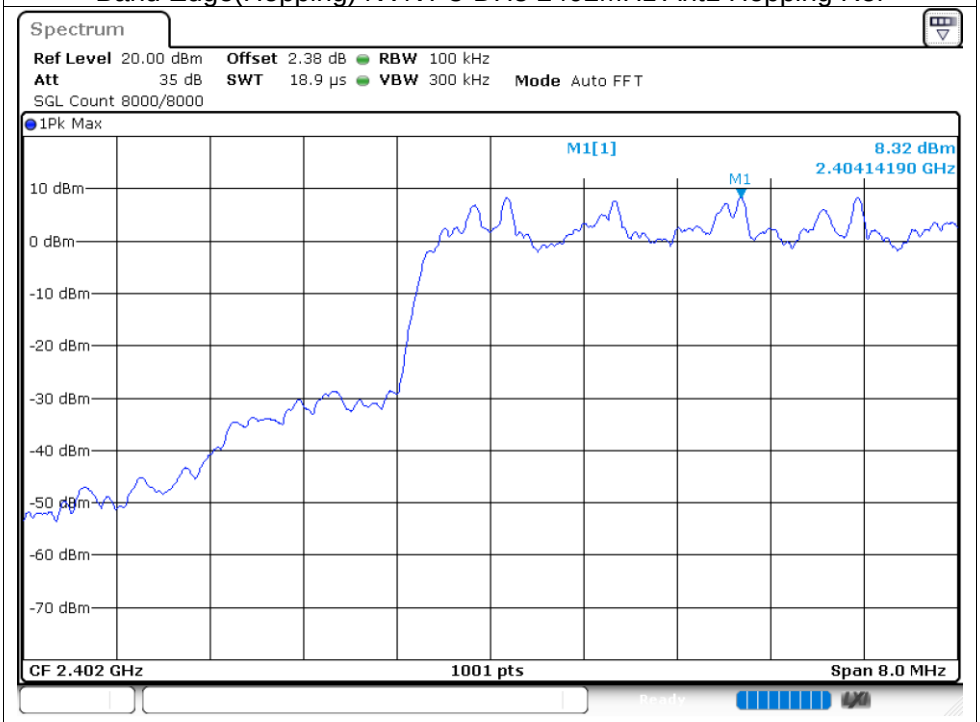

Band Edge(Hopping) NVNT 3-DH5 2402MHz Ant1 Hopping Emission

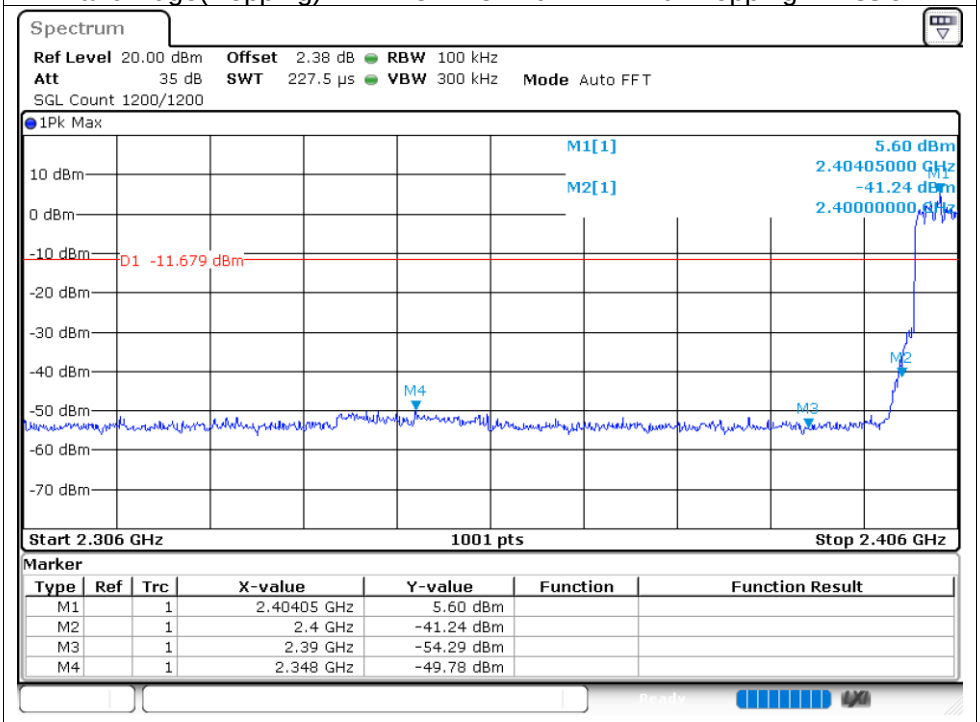

Marker

Type	Ref	Trc	X-value	Y-value	Function	Function Result
M1		1	2.40405 GHz	5.60 dBm		
M2		1	2.4 GHz	-41.24 dBm		
M3		1	2.39 GHz	-54.29 dBm		
M4		1	2.348 GHz	-49.78 dBm		

Band Edge(Hopping) NVNT 3-DH5 2480MHz Ant1 Hopping Ref

Band Edge(Hopping) NVNT 3-DH5 2480MHz Ant1 Hopping Emission

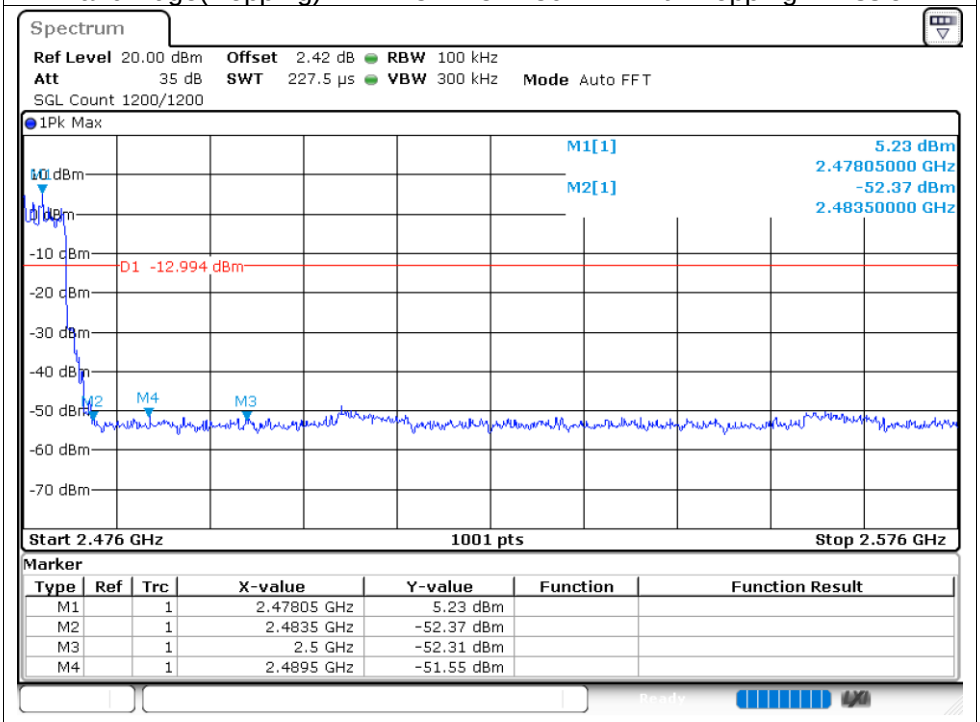

Marker

Type	Ref	Trc	X-value	Y-value	Function	Function Result
M1		1	2.47805 GHz	5.23 dBm		
M2		1	2.4835 GHz	-52.37 dBm		
M3		1	2.5 GHz	-52.31 dBm		
M4		1	2.4895 GHz	-51.55 dBm		

8.9 CONDUCTED RF SPURIOUS EMISSION

Condition	Mode	Frequency (MHz)	Antenna	Max Value (dBc)	Limit (dBc)	Verdict
NVNT	1-DH5	2402	Ant1	-55.58	-20	Pass
NVNT	1-DH5	2441	Ant1	-52.13	-20	Pass
NVNT	1-DH5	2480	Ant1	-50.84	-20	Pass
NVNT	2-DH5	2402	Ant1	-58.79	-20	Pass
NVNT	2-DH5	2441	Ant1	-57.64	-20	Pass
NVNT	2-DH5	2480	Ant1	-53.91	-20	Pass
NVNT	3-DH5	2402	Ant1	-57.65	-20	Pass
NVNT	3-DH5	2441	Ant1	-57.15	-20	Pass
NVNT	3-DH5	2480	Ant1	-55.94	-20	Pass

Test Graphs

Tx. Spurious NVNT 1-DH5 2402MHz Ant1 Ref

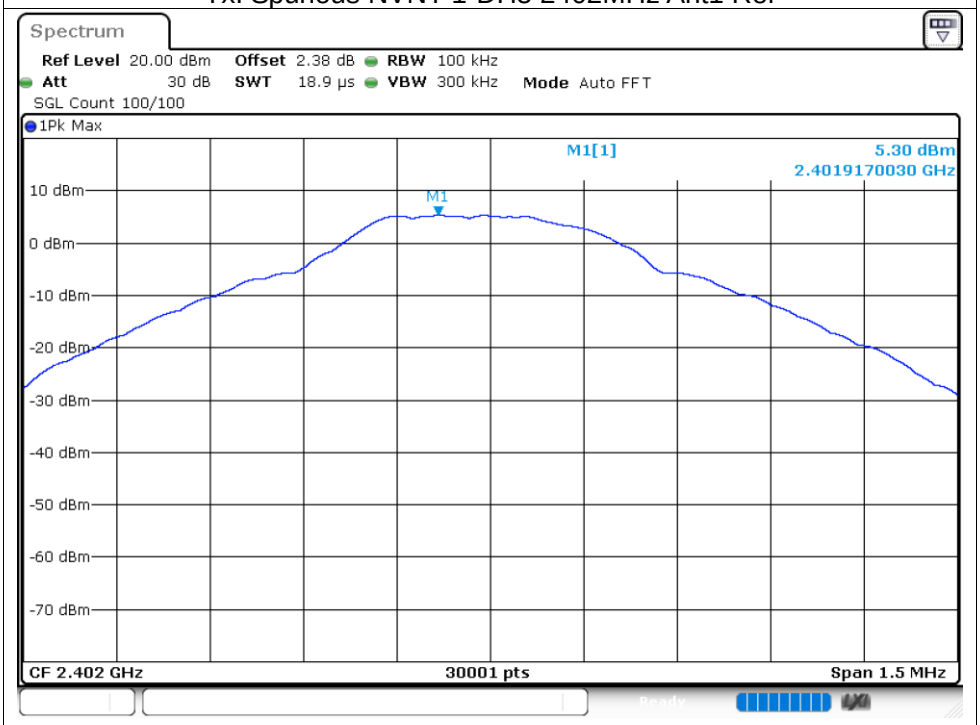

Tx. Spurious NVNT 1-DH5 2402MHz Ant1 Emission

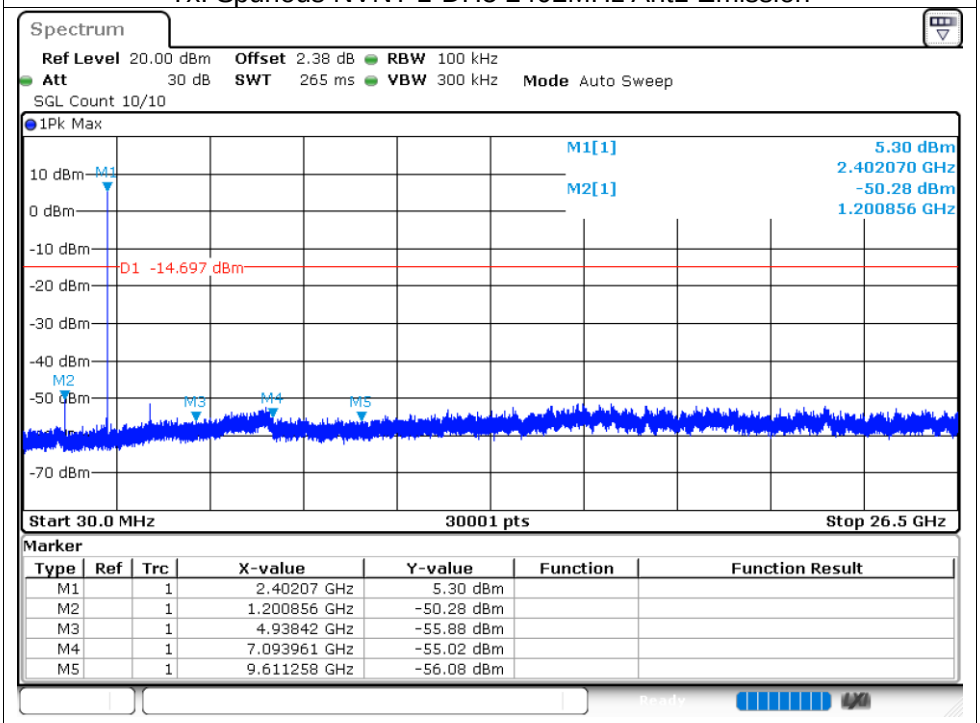

Marker

Type	Ref	Trc	X-value	Y-value	Function	Function Result
M1		1	2.40207 GHz	5.30 dBm		
M2		1	1.200856 GHz	-50.28 dBm		
M3		1	4.93842 GHz	-55.88 dBm		
M4		1	7.093961 GHz	-55.02 dBm		
M5		1	9.611258 GHz	-56.08 dBm		

Tx. Spurious NVNT 1-DH5 2441MHz Ant1 Ref

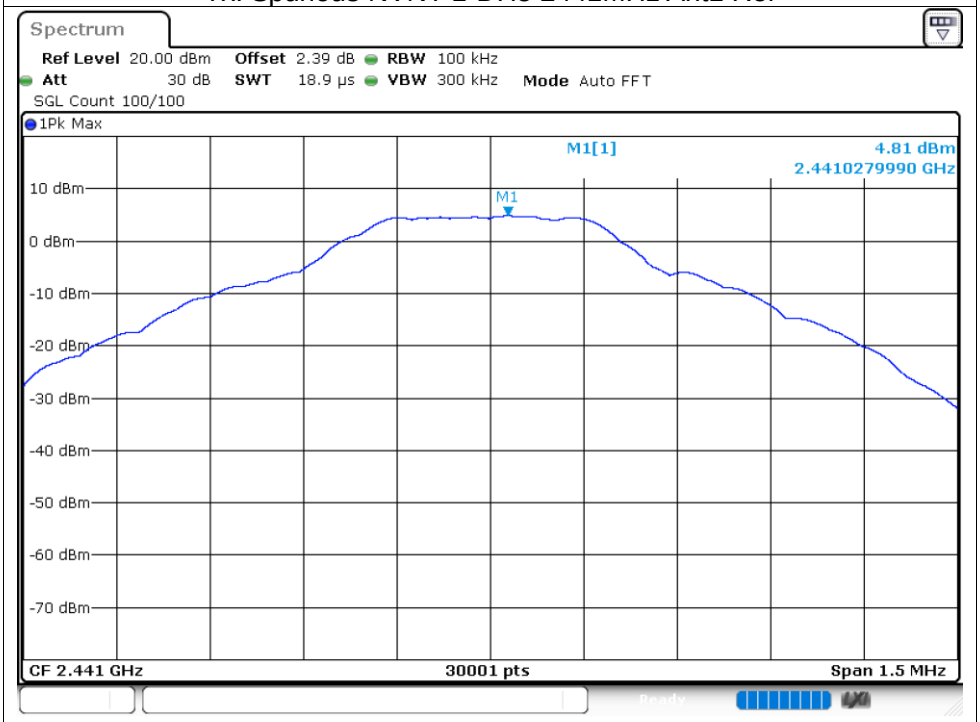

Tx. Spurious NVNT 1-DH5 2441MHz Ant1 Emission

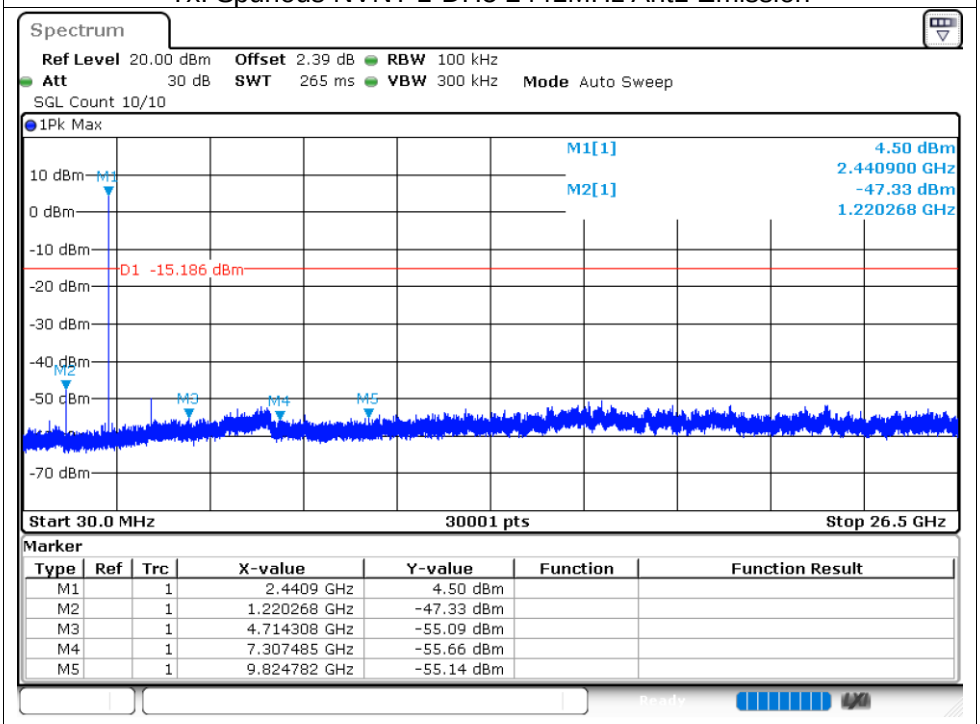

Marker

Type	Ref	Trc	X-value	Y-value	Function	Function Result
M1		1	2.4409 GHz	4.50 dBm		
M2		1	1.220268 GHz	-47.33 dBm		
M3		1	4.714308 GHz	-55.09 dBm		
M4		1	7.307485 GHz	-55.66 dBm		
M5		1	9.824782 GHz	-55.14 dBm		

Tx. Spurious NVNT 1-DH5 2480MHz Ant1 Ref

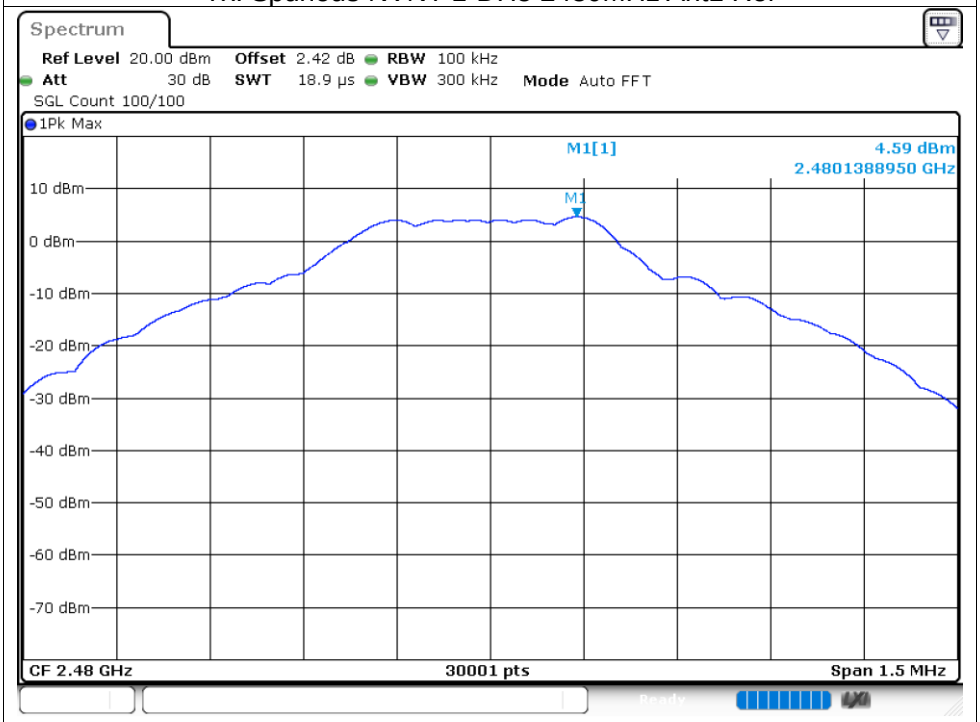

Tx. Spurious NVNT 1-DH5 2480MHz Ant1 Emission

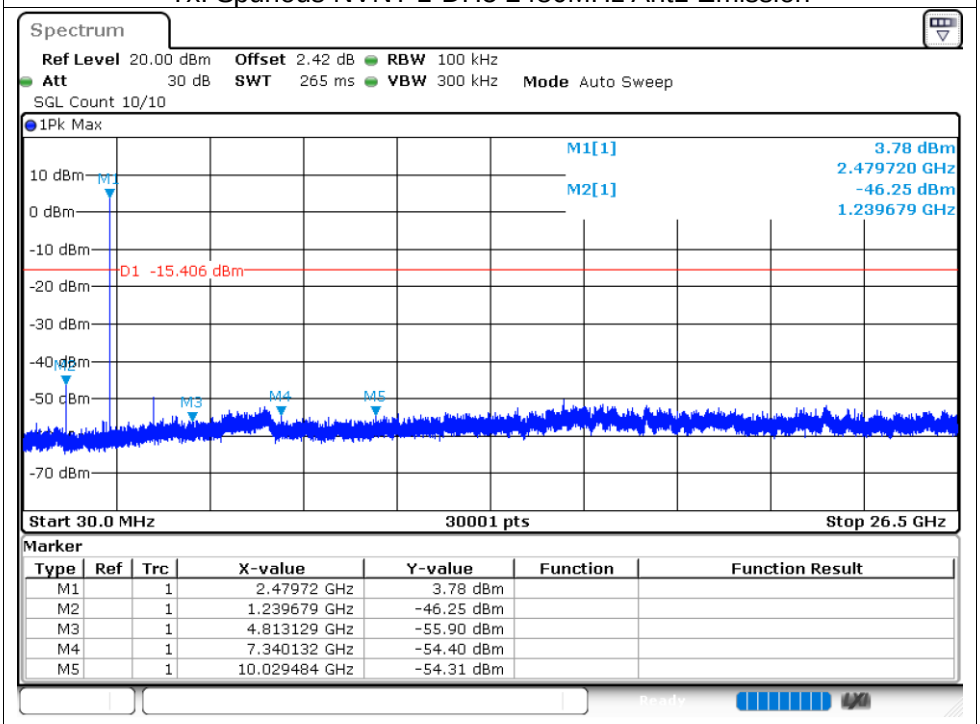

Marker

Type	Ref	Trc	X-value	Y-value	Function	Function Result
M1		1	2.47972 GHz	3.78 dBm		
M2		1	1.239679 GHz	-46.25 dBm		
M3		1	4.813129 GHz	-55.90 dBm		
M4		1	7.340132 GHz	-54.40 dBm		
M5		1	10.029484 GHz	-54.31 dBm		

Tx. Spurious NVNT 2-DH5 2402MHz Ant1 Ref

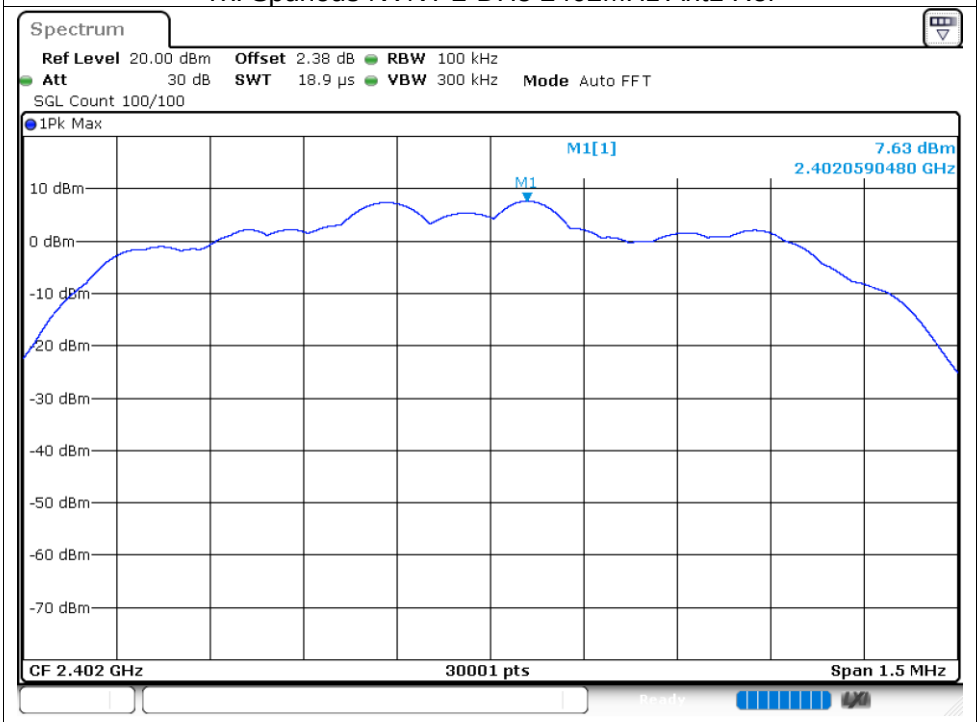

Tx. Spurious NVNT 2-DH5 2402MHz Ant1 Emission

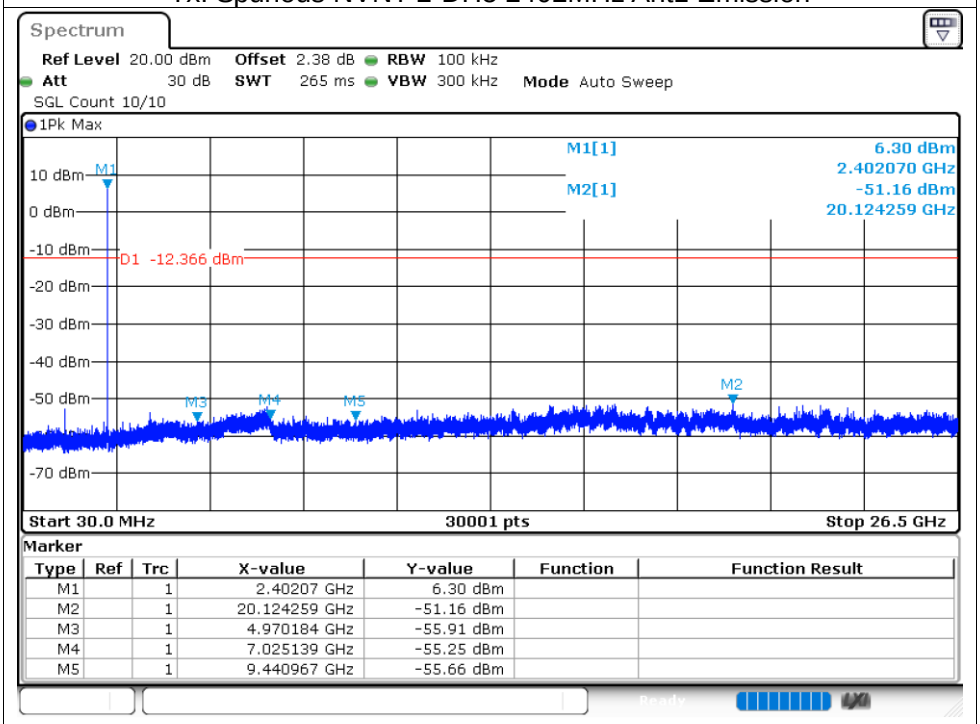

Marker

Type	Ref	Trc	X-value	Y-value	Function	Function Result
M1		1	2.40207 GHz	6.30 dBm		
M2		1	20.124259 GHz	-51.16 dBm		
M3		1	4.970184 GHz	-55.91 dBm		
M4		1	7.025139 GHz	-55.25 dBm		
M5		1	9.440967 GHz	-55.66 dBm		

Tx. Spurious NVNT 2-DH5 2441MHz Ant1 Ref

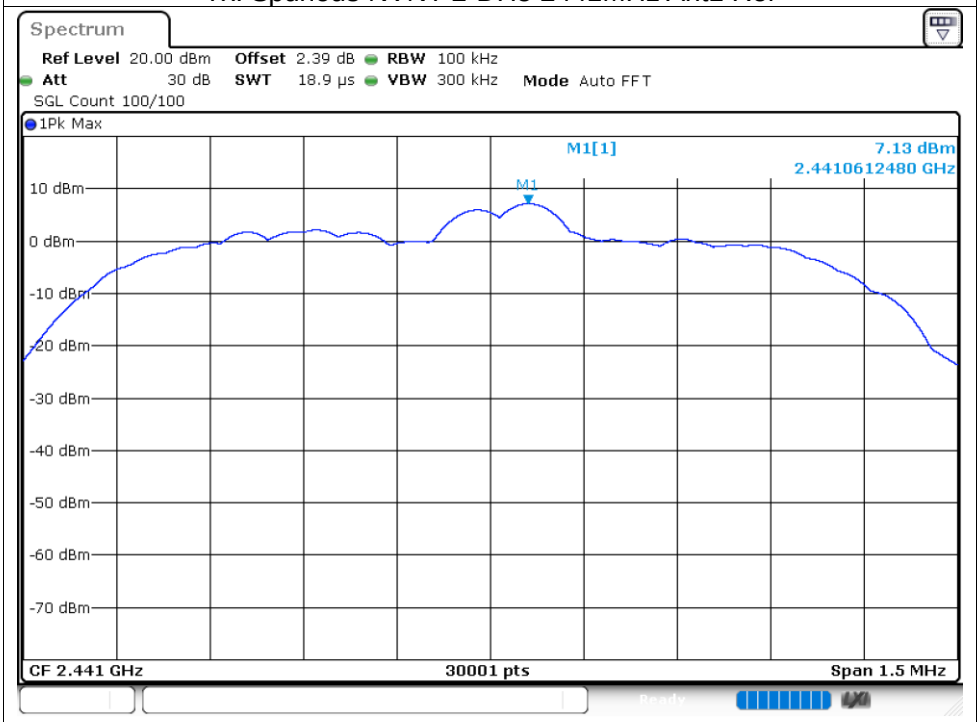

Tx. Spurious NVNT 2-DH5 2441MHz Ant1 Emission

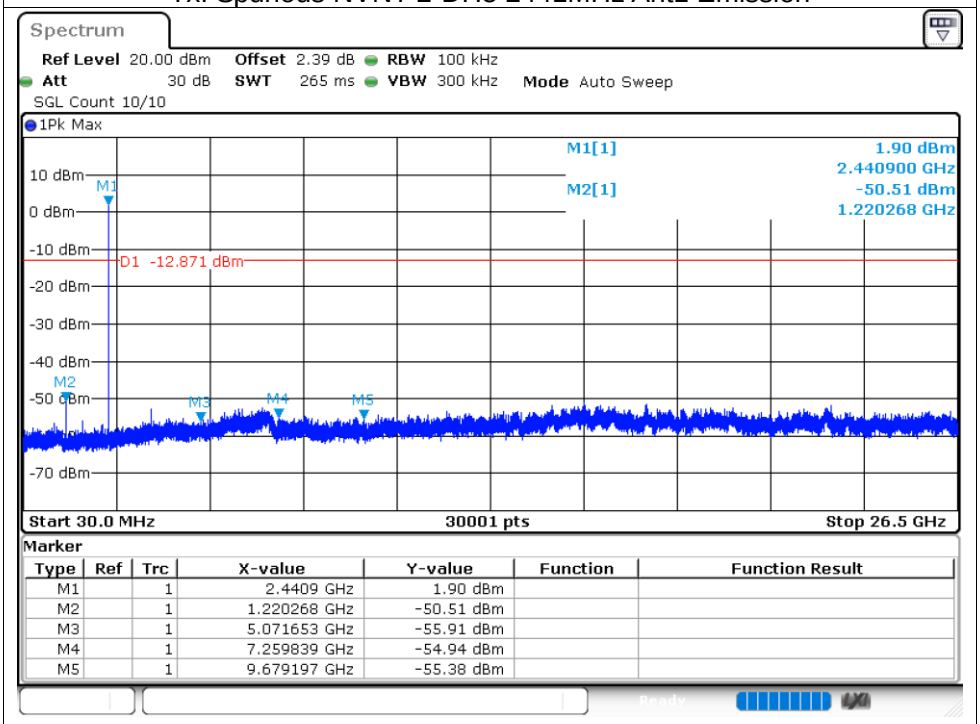

Marker

Type	Ref	Trc	X-value	Y-value	Function	Function Result
M1		1	2.4409 GHz	1.90 dBm		
M2		1	1.220268 GHz	-50.51 dBm		
M3		1	5.071653 GHz	-55.91 dBm		
M4		1	7.259839 GHz	-54.94 dBm		
M5		1	9.679197 GHz	-55.38 dBm		

Tx. Spurious NVNT 2-DH5 2480MHz Ant1 Ref

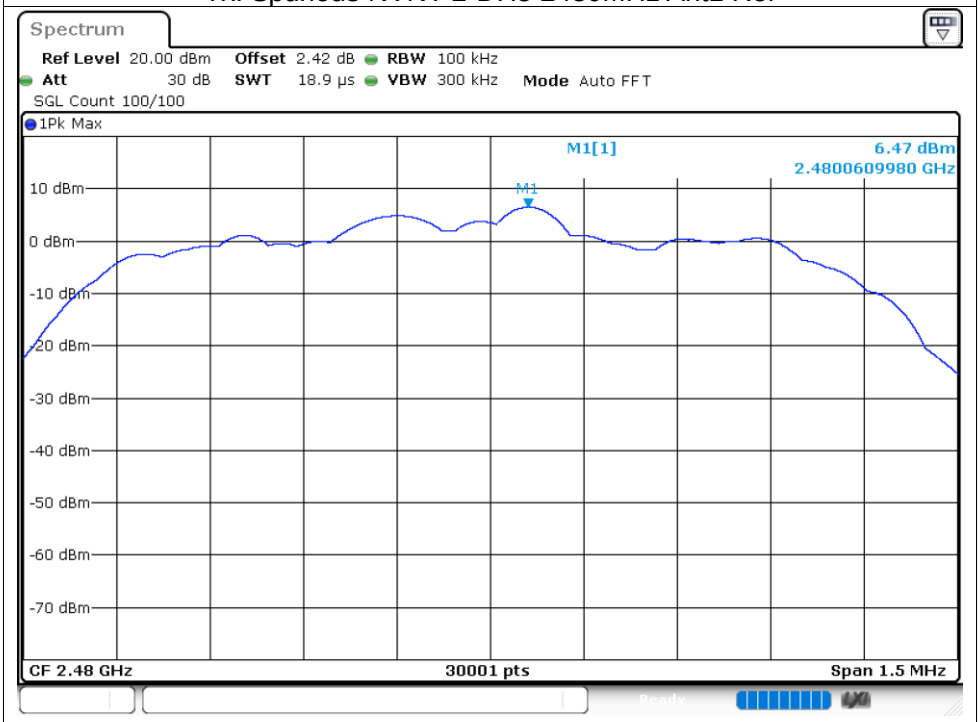

Tx. Spurious NVNT 2-DH5 2480MHz Ant1 Emission

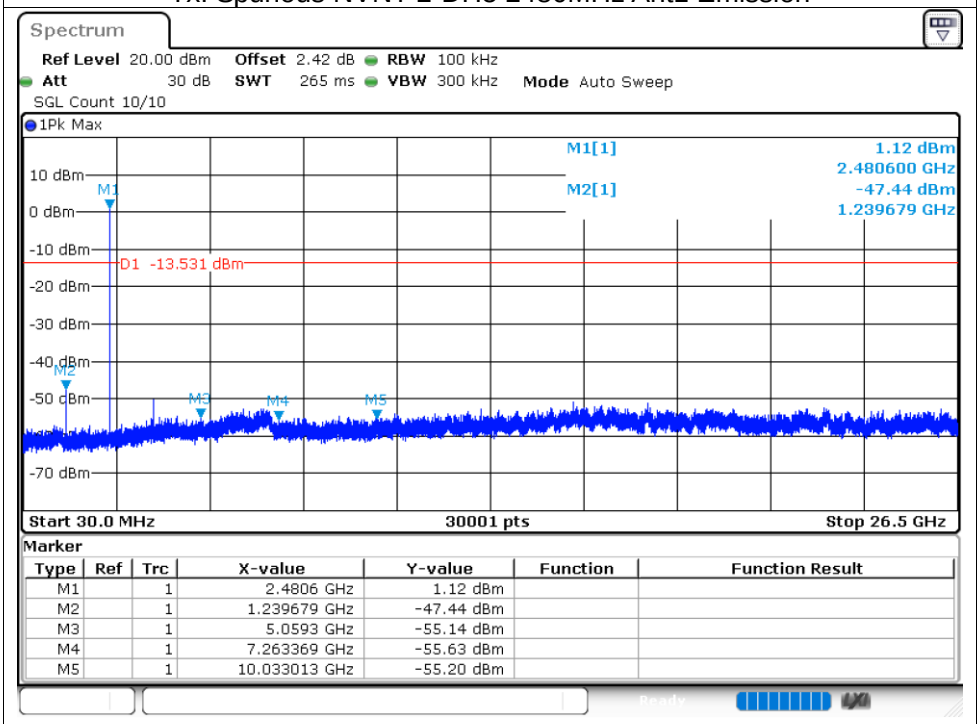

Marker

Type	Ref	Trc	X-value	Y-value	Function	Function Result
M1		1	2.4806 GHz	1.12 dBm		
M2		1	1.239679 GHz	-47.44 dBm		
M3		1	5.0593 GHz	-55.14 dBm		
M4		1	7.263369 GHz	-55.63 dBm		
M5		1	10.033013 GHz	-55.20 dBm		

Tx. Spurious NVNT 3-DH5 2402MHz Ant1 Ref

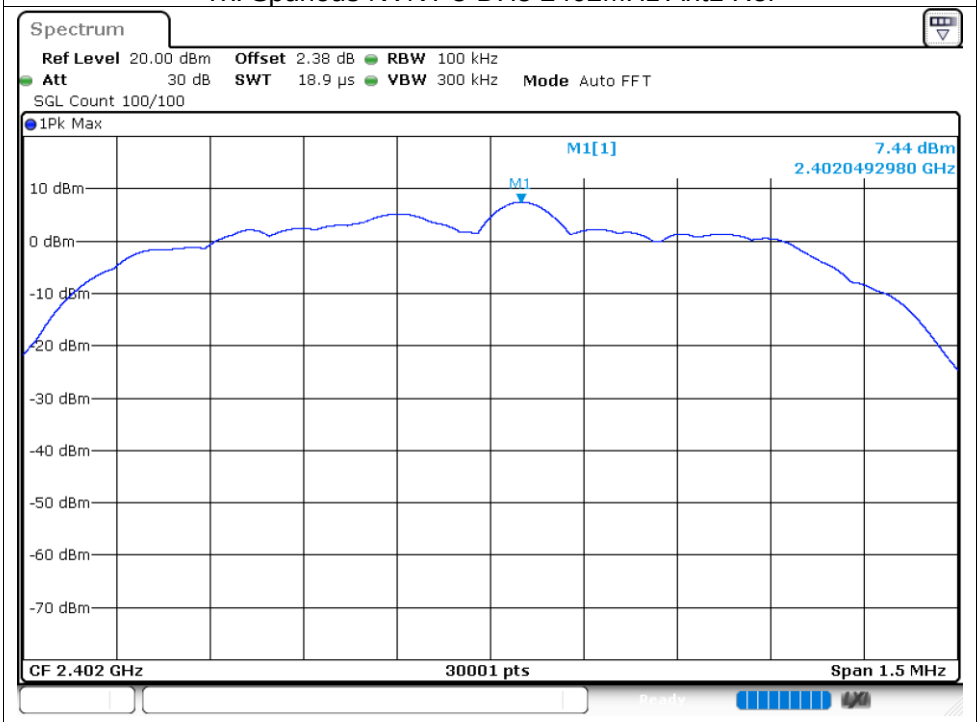

Tx. Spurious NVNT 3-DH5 2402MHz Ant1 Emission

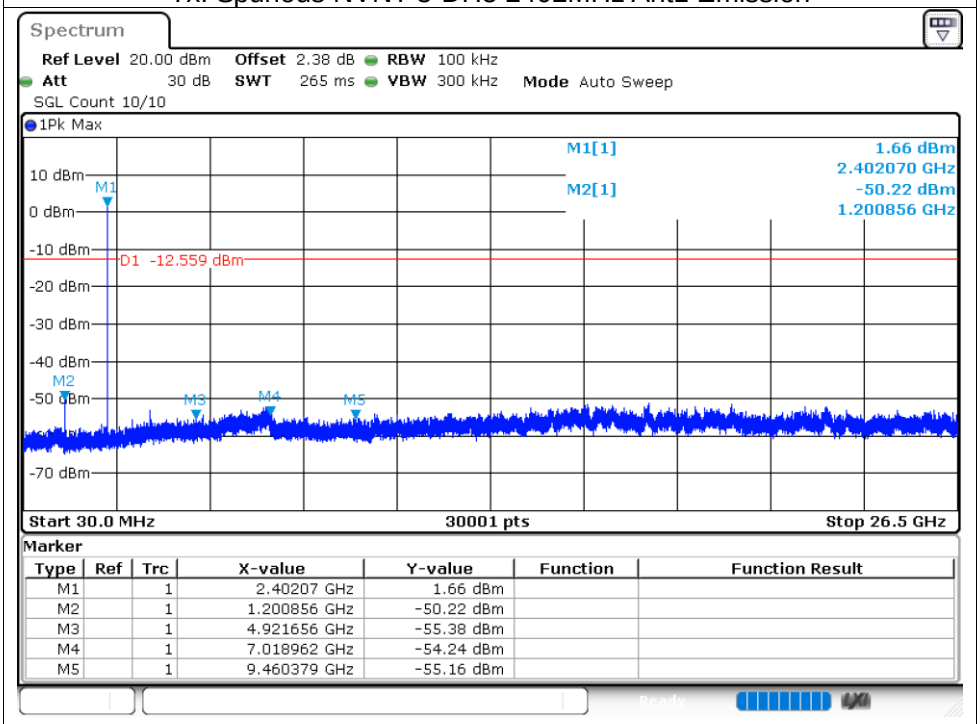

Marker

Type	Ref	Trc	X-value	Y-value	Function	Function Result
M1		1	2.40207 GHz	1.66 dBm		
M2		1	1.200856 GHz	-50.22 dBm		
M3		1	4.921656 GHz	-55.38 dBm		
M4		1	7.018962 GHz	-54.24 dBm		
M5		1	9.460379 GHz	-55.16 dBm		

Tx. Spurious NVNT 3-DH5 2441MHz Ant1 Ref

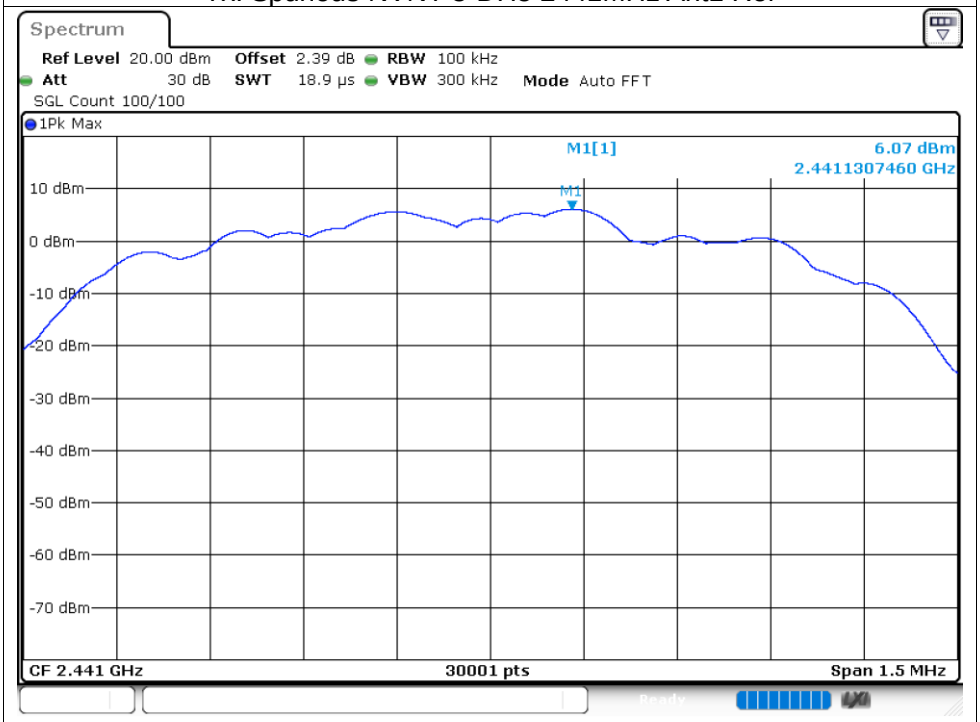

Tx. Spurious NVNT 3-DH5 2441MHz Ant1 Emission

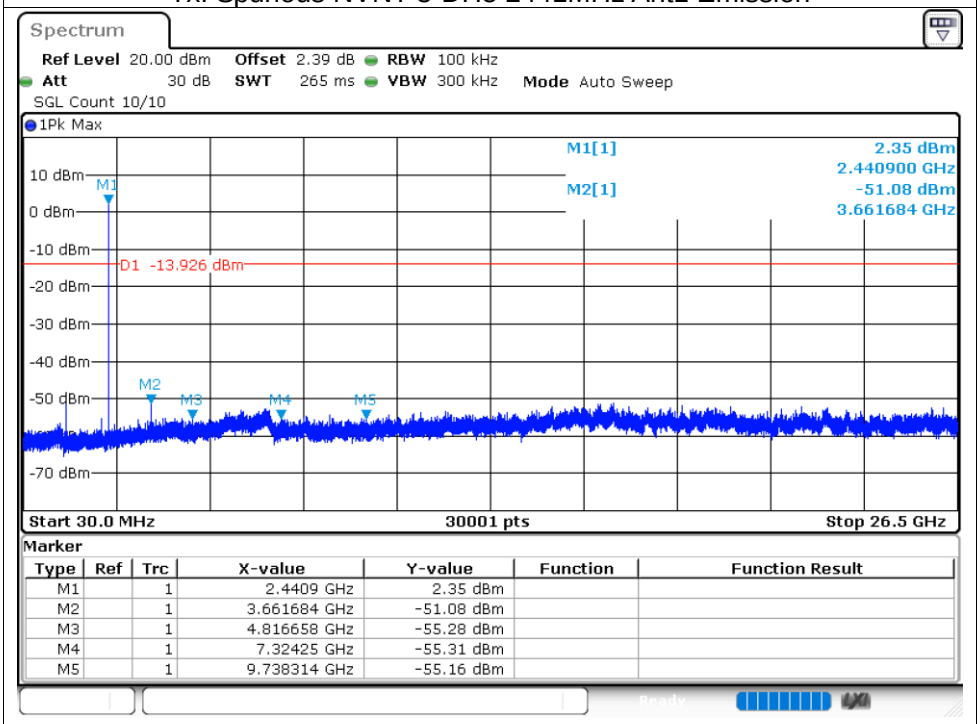

Marker

Type	Ref	Trc	X-value	Y-value	Function	Function Result
M1		1	2.4409 GHz	2.35 dBm		
M2		1	3.661684 GHz	-51.08 dBm		
M3		1	4.816658 GHz	-55.28 dBm		
M4		1	7.32425 GHz	-55.31 dBm		
M5		1	9.738314 GHz	-55.16 dBm		

Tx. Spurious NVNT 3-DH5 2480MHz Ant1 Ref

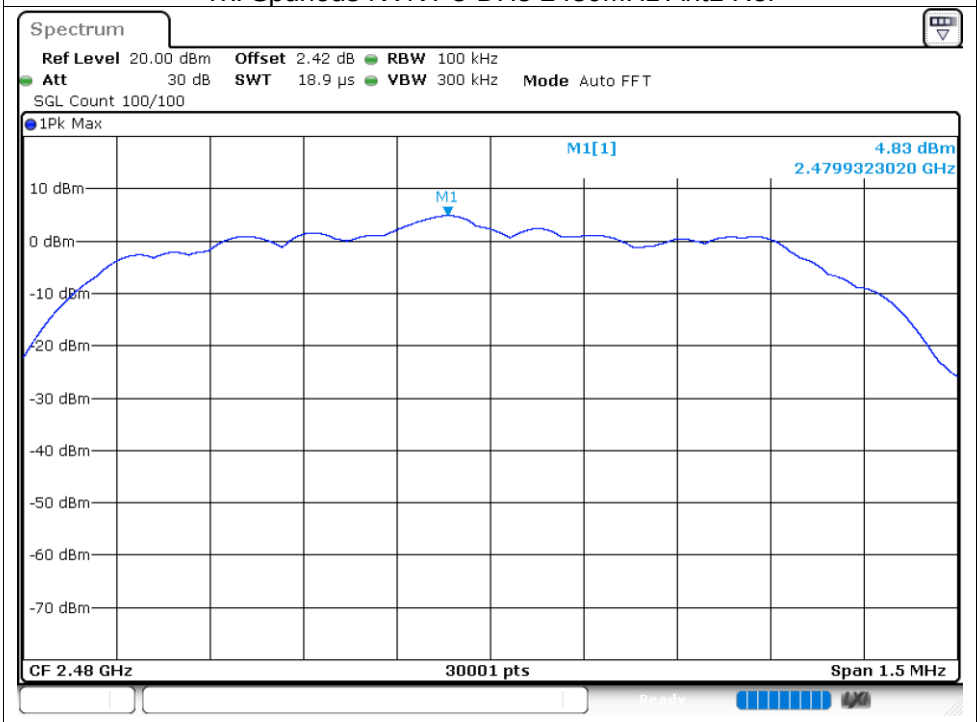

Tx. Spurious NVNT 3-DH5 2480MHz Ant1 Emission

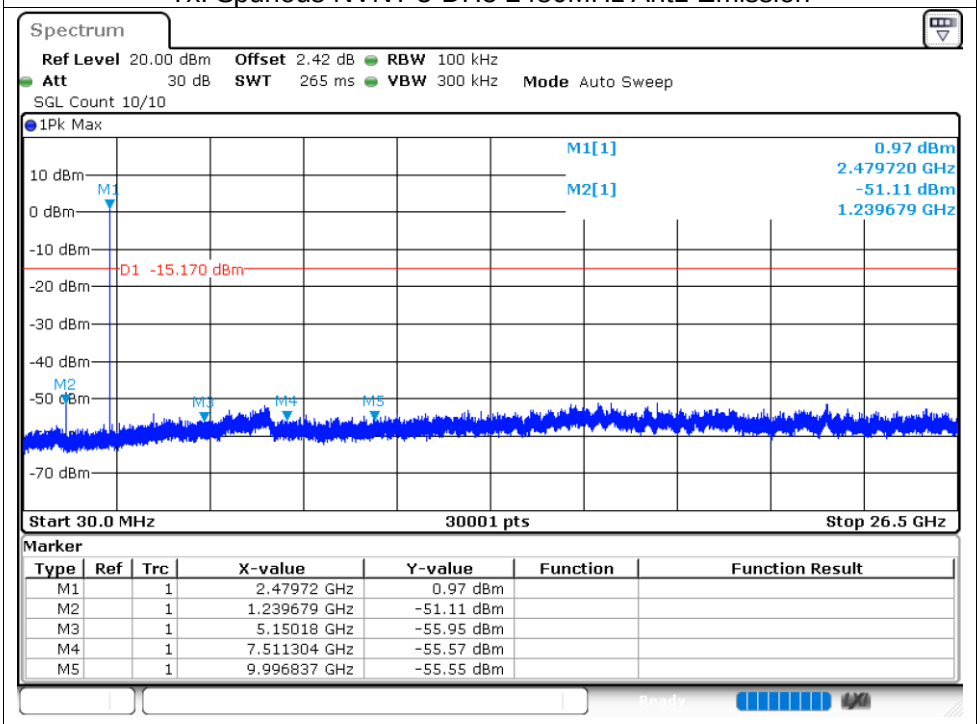

Marker

Type	Ref	Trc	X-value	Y-value	Function	Function Result
M1		1	2.47972 GHz	0.97 dBm		
M2		1	1.239679 GHz	-51.11 dBm		
M3		1	5.15018 GHz	-55.95 dBm		
M4		1	7.511304 GHz	-55.57 dBm		
M5		1	9.996837 GHz	-55.55 dBm		

END OF REPORT