Appendix Test Data

Report No.:	18220WC30206103	Test Sample No.:	1-2-2
Start Test Date:	2023.09.21	Finish Test Date:	2023.11.16
Test Engineer:	Hayman Chen	Auditor:	Rick Luo
Temperature:	25.3℃	Relative Humidity:	48.6%
Pressure:	101kPa		

Appendix A: DTS Bandwidth

Test Result

TestMode	Antenna	Frequency[MHz]	DTS BW [MHz]	FL[MHz]	FH[MHz]	Limit[MHz]	Verdict
11B	Ant1	2412	9.240	2407.480	2416.720	≥0.5	PASS
		2437	9.080	2432.480	2441.560	≥0.5	PASS
		2462	9.040	2457.960	2467.000	≥0.5	PASS
11G	Ant1	2412	16.360	2403.840	2420.200	≥0.5	PASS
		2437	16.360	2428.800	2445.160	≥0.5	PASS
		2462	16.080	2453.800	2469.880	≥0.5	PASS
11N20SISO	Ant1	2412	17.560	2403.240	2420.800	≥0.5	PASS
		2437	17.600	2428.200	2445.800	≥0.5	PASS
		2462	17.520	2453.280	2470.800	≥0.5	PASS
11N40SISO	Ant1	2422	35.880	2404.240	2440.120	≥0.5	PASS
		2437	36.240	2418.880	2455.120	≥0.5	PASS
		2452	36.300	2433.880	2470.180	≥0.5	PASS

Test Graphs

11B_Ant1_2412

11B_Ant1_2437

11B_Ant1_2462

11G_Ant1_2412

11G_Ant1_2437

11G_Ant1_2462

11N20SISO_Ant1_2412

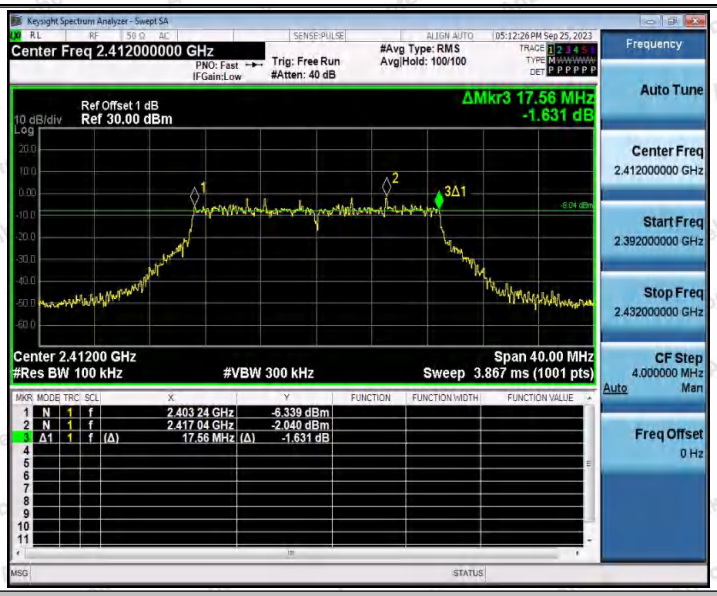

11N20SISO_Ant1_2437

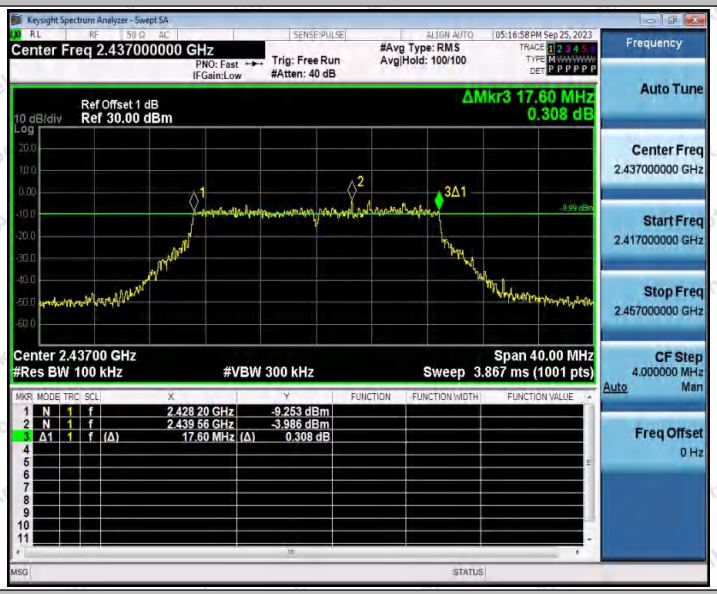

11N20SISO_Ant1_2462

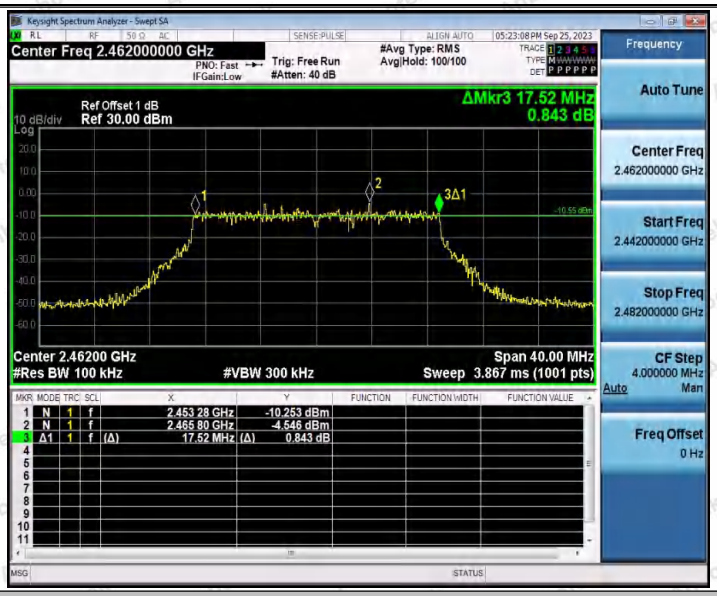

11N40SISO_Ant1_2422

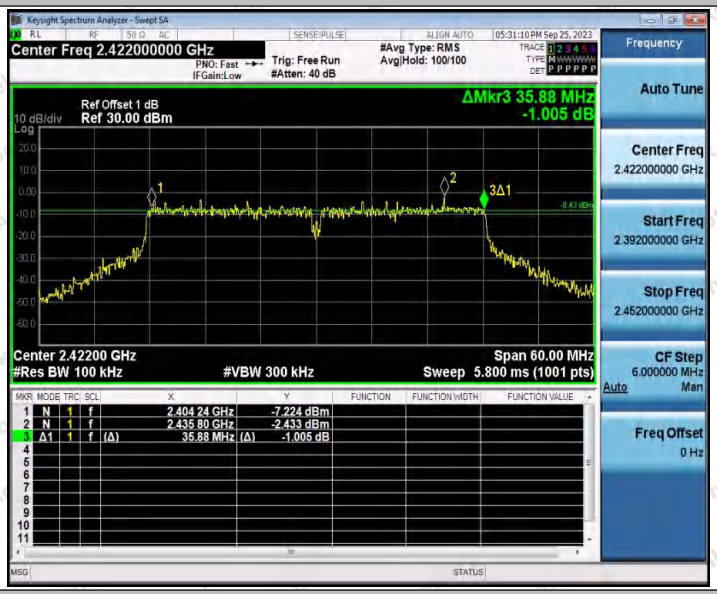

11N40SISO_Ant1_2437

11N40SISO_Ant1_2452

Appendix B: Occupied Channel Bandwidth

Test Result

TestMode	Antenna	Channel Frequency[MHz]	OCB [MHz]	FL[MHz]	FH[MHz]	Limit[MHz]	Verdict
11B	Ant1	2412	13.305	2405.3965	2418.7015	---	---
		2437	13.325	2430.3807	2443.7057	---	---
		2462	13.260	2455.4283	2468.6883	---	---
11G	Ant1	2412	17.066	2403.4932	2420.5592	---	---
		2437	17.382	2428.4296	2445.8116	---	---
		2462	17.151	2453.5102	2470.6612	---	---
11N20SISO	Ant1	2412	18.403	2402.8179	2421.2209	---	---
		2437	18.321	2427.9290	2446.2500	---	---
		2462	18.103	2453.1198	2471.2228	---	---
11N40SISO	Ant1	2422	36.645	2403.6979	2440.3429	---	---
		2437	36.532	2418.8437	2455.3757	---	---
		2452	36.463	2433.8821	2470.3451	---	---

Test Graphs

11B_Ant1_2412

11B_Ant1_2437

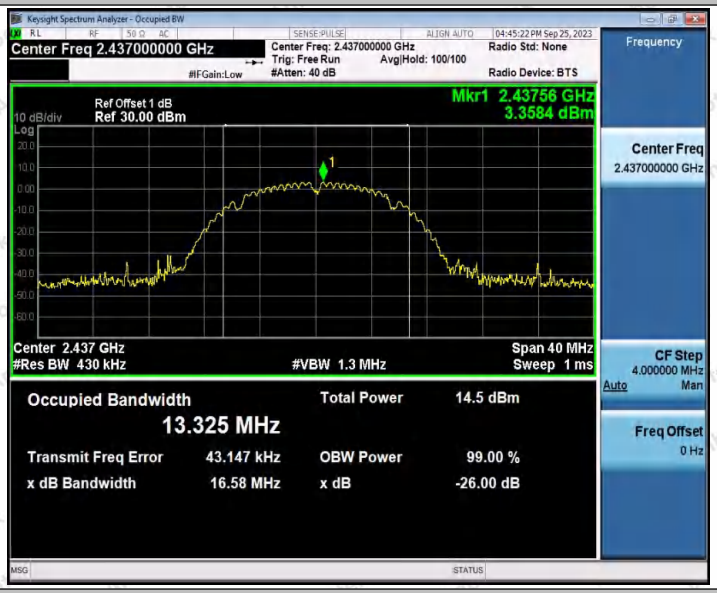

11B_Ant1_2462

11G_Ant1_2412

11G_Ant1_2437

11G_Ant1_2462

11N20SISO_Ant1_2412

11N20SISO_Ant1_2437

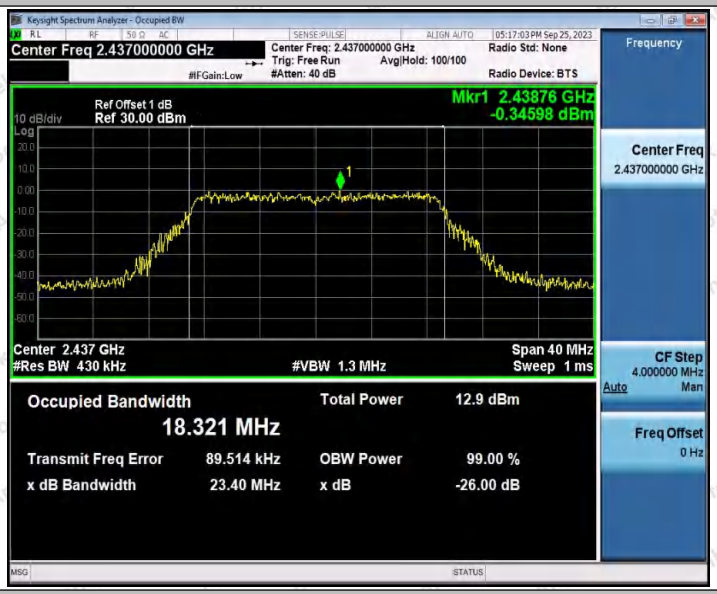

11N20SISO_Ant1_2462

11N40SISO_Ant1_2422

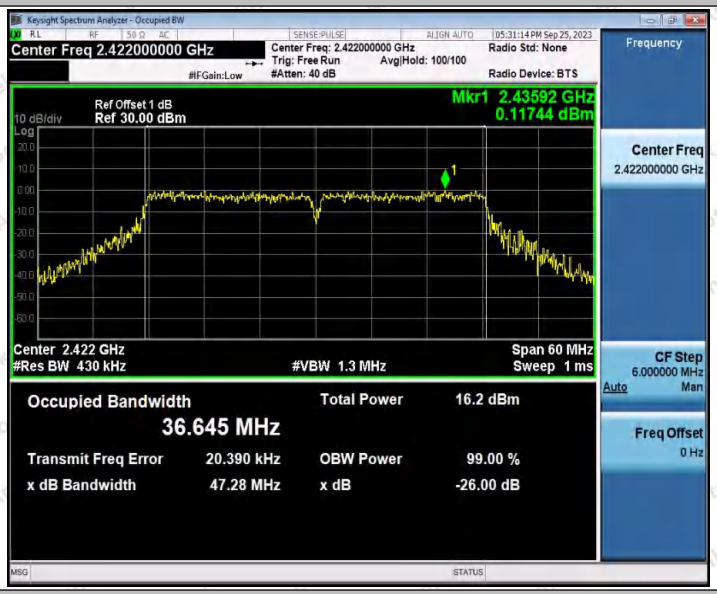

11N40SISO_Ant1_2437

11N40SISO_Ant1_2452

Appendix C: Maximum conducted output power

Test Result Peak

TestMode	Antenna	Frequency[MHz]	Peak Power[dBm]	Conducted Limit[dBm]
11B	Ant1	2412	16.33	≤30.00
		2437	14.70	≤30.00
		2462	13.79	≤30.00
11G	Ant1	2412	15.32	≤30.00
		2437	13.35	≤30.00
		2462	13.00	≤30.00
11N20SISO	Ant1	2412	15.41	≤30.00
		2437	13.47	≤30.00
		2462	12.25	≤30.00
11N40SISO	Ant1	2422	14.24	≤30.00
		2437	13.70	≤30.00
		2452	12.66	≤30.00

Appendix D: Maximum power spectral density

Test Result

TestMode	Antenna	Frequency[MHz]	Result[dBm/3kHz]	Limit[dBm/3kHz]	Verdict
11B	Ant1	2412	-9.52	≤8.00	PASS
		2437	-11.44	≤8.00	PASS
		2462	-12.29	≤8.00	PASS
11G	Ant1	2412	-15.03	≤8.00	PASS
		2437	-15.96	≤8.00	PASS
		2462	-16.06	≤8.00	PASS
11N20SISO	Ant1	2412	-15.63	≤8.00	PASS
		2437	-17.19	≤8.00	PASS
		2462	-15.74	≤8.00	PASS
11N40SISO	Ant1	2422	-16.44	≤8.00	PASS
		2437	-17.23	≤8.00	PASS
		2452	-16.32	≤8.00	PASS

Test Graphs

11B_Ant1_2412

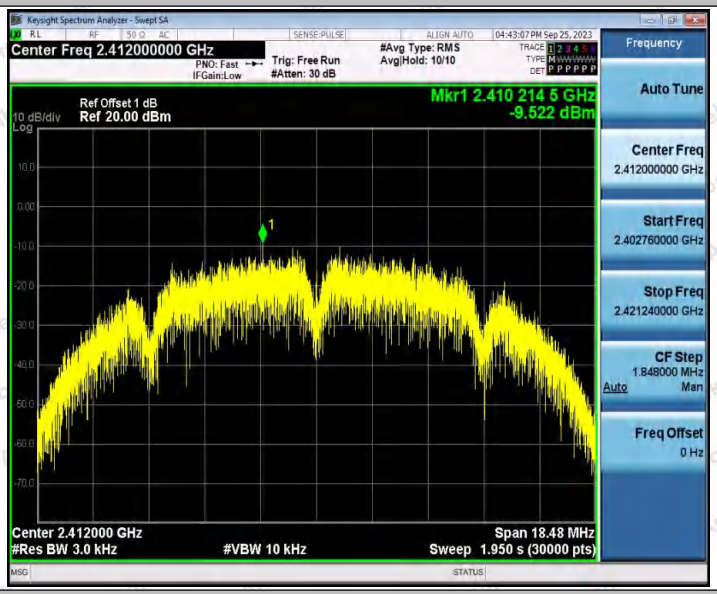

11B_Ant1_2437

11B_Ant1_2462

11G_Ant1_2412

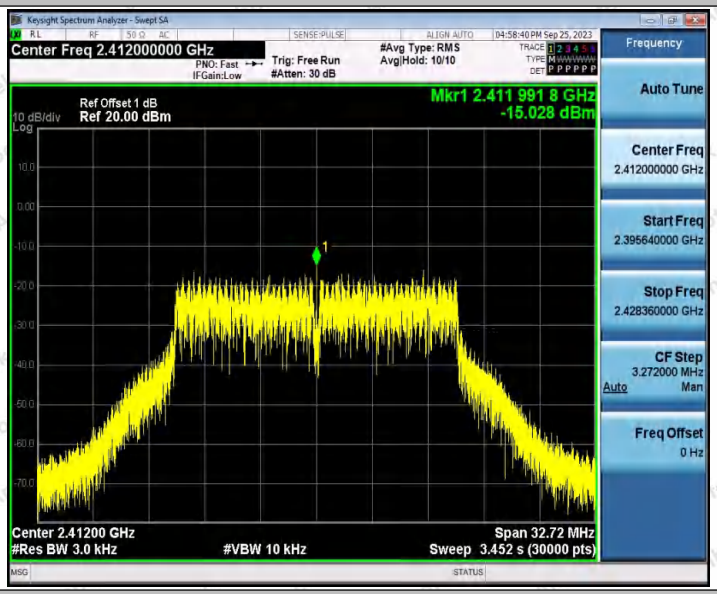

11G_Ant1_2437

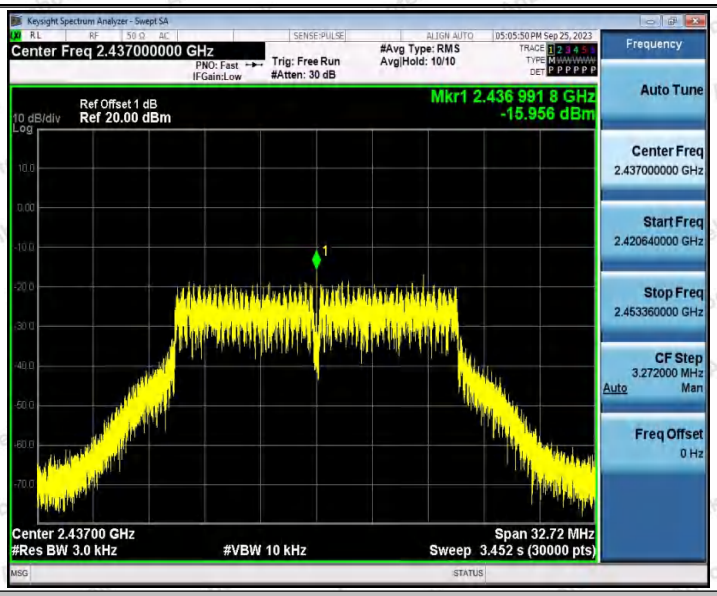

11G_Ant1_2462

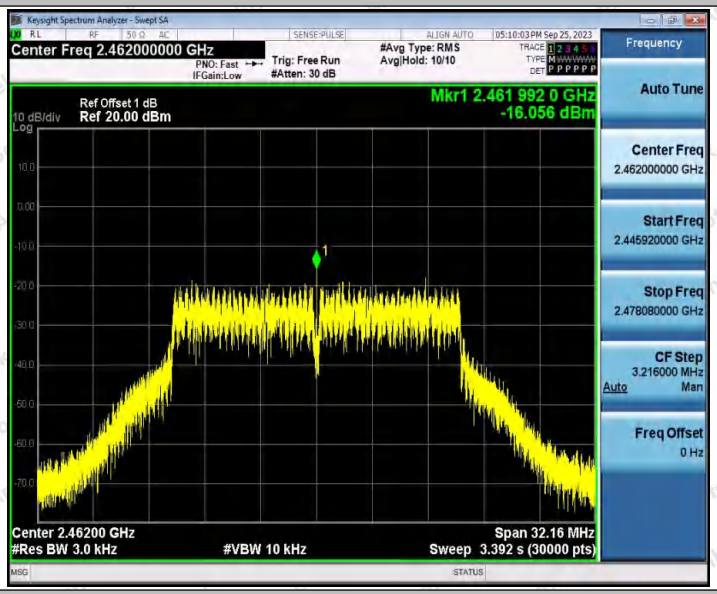

11N20SISO_Ant1_2412

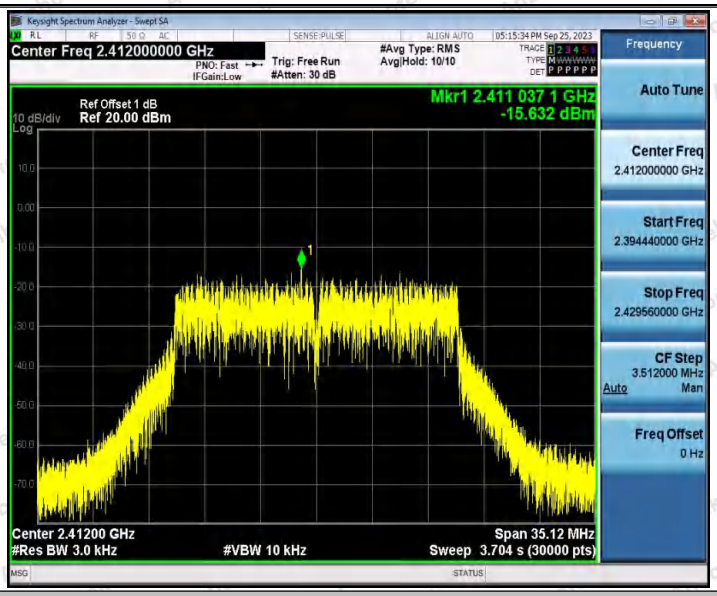

11N20SISO_Ant1_2437

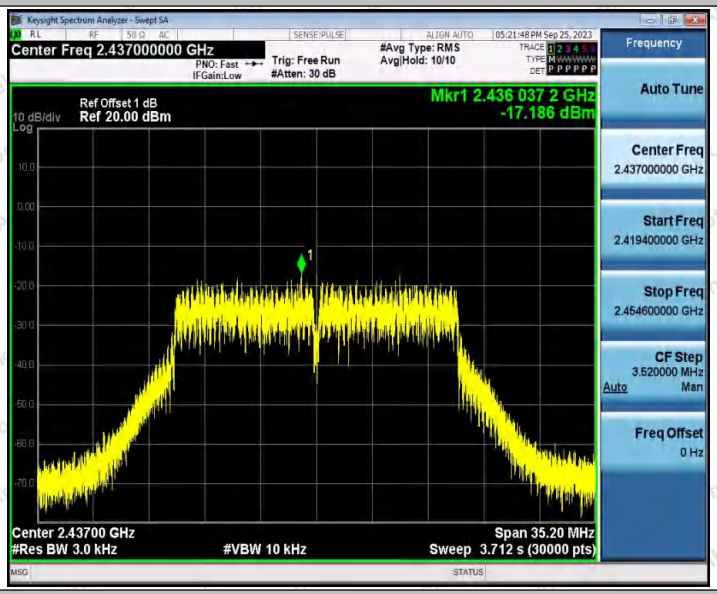

11N20SISO_Ant1_2462

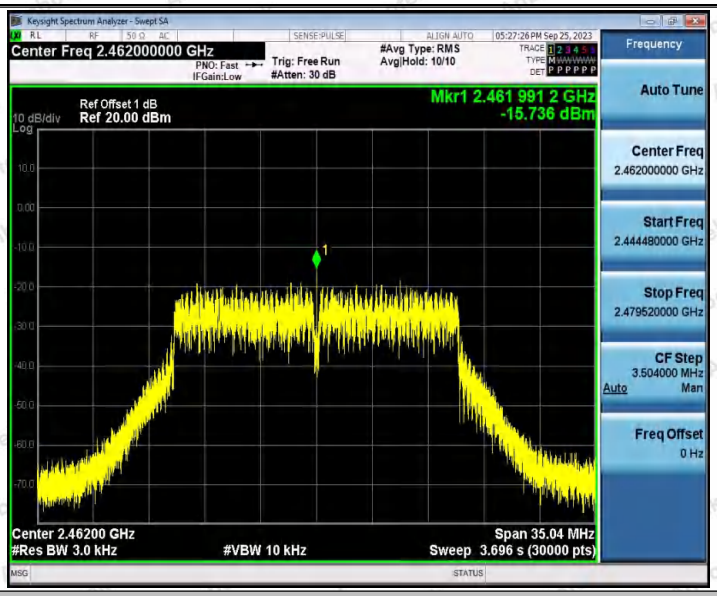

11N40SISO_Ant1_2422

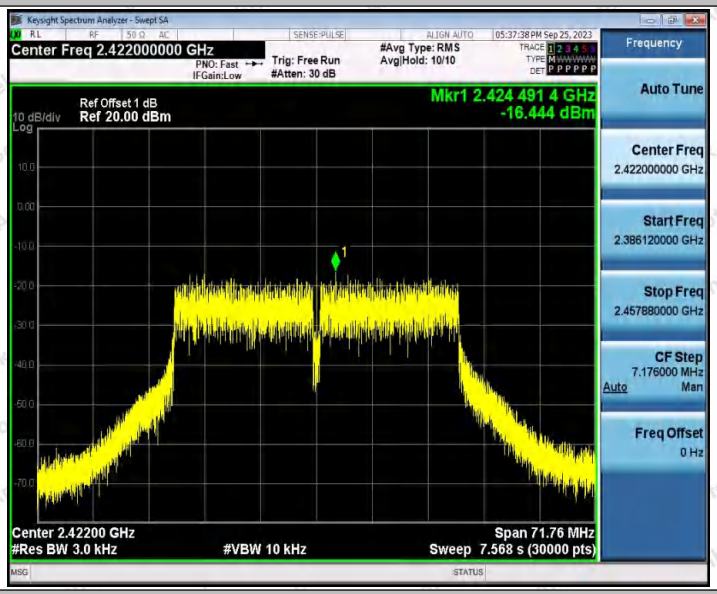

11N40SISO_Ant1_2437

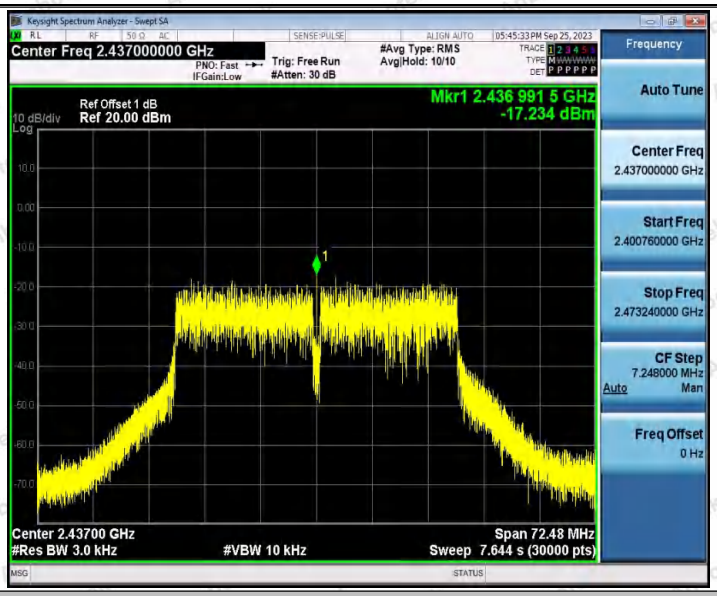

11N40SISO_Ant1_2452

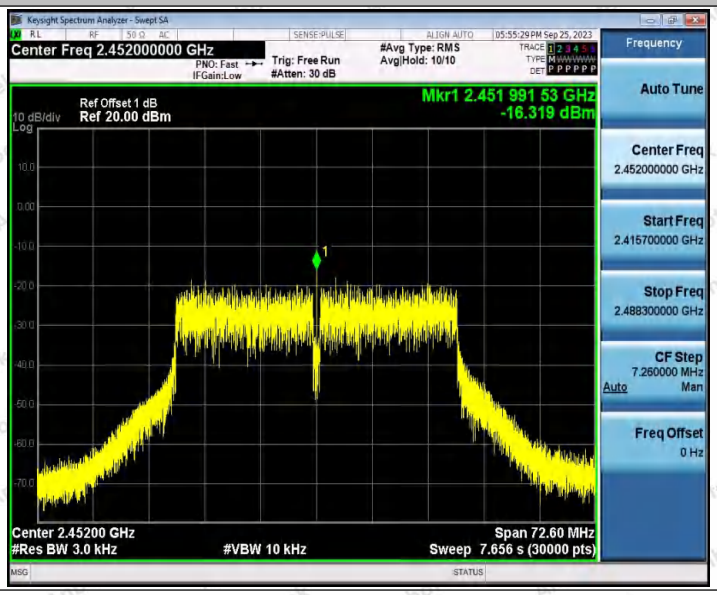

Appendix E: Band edge measurements

Test Result

TestMode	Antenna	ChName	Frequency[MHz]	RefLevel[dBm]	Result[dBm]	Limit[dBm]	Verdict
11B	Ant1	Low	2412	4.68	-43.19	≤-15.33	PASS
		High	2462	0.62	-51.54	≤-19.38	PASS
11G	Ant1	Low	2412	-2.07	-39.33	≤-22.07	PASS
		High	2462	-4.42	-53.58	≤-24.42	PASS
11N20SISO	Ant1	Low	2412	-1.95	-37.9	≤-21.95	PASS
		High	2462	-5.29	-52.1	≤-25.29	PASS
11N40SISO	Ant1	Low	2422	-2.98	-31.5	≤-22.98	PASS
		High	2452	-4.21	-46.82	≤-24.21	PASS

Test Graphs

11B_Ant1_Low_2412

11B_Ant1_High_2462

11G_Ant1_Low_2412

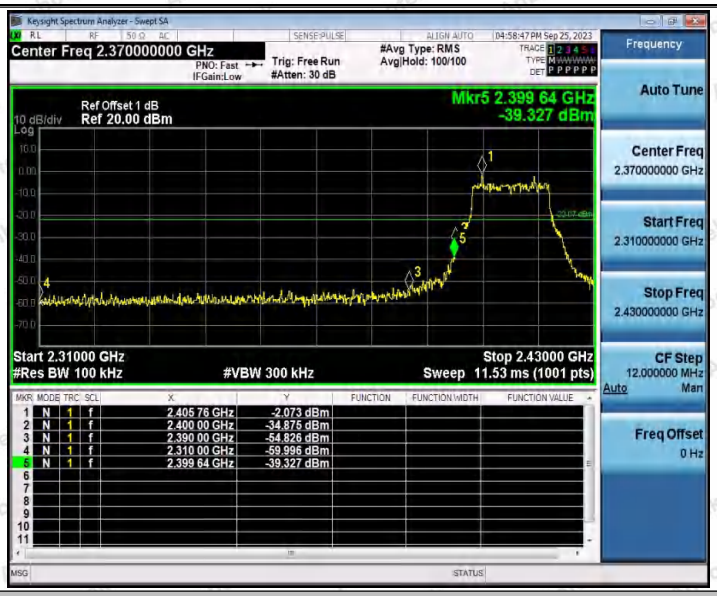

11G_Ant1_High_2462

11N20SISO_Ant1_Low_2412

11N20SISO_Ant1_High_2462

11N40SISO_Ant1_Low_2422

11N40SISO_Ant1_High_2452

Appendix F: Conducted Spurious Emission

Test Result

TestMode	Antenna	Frequency[MHz]	FreqRange [Mhz]	RefLevel [dBm]	Result [dBm]	Limit [dBm]	Verdict
11B	Ant1	2412	Reference	3.35	3.35	---	PASS
			30~1000	3.35	-51.56	≤-16.65	PASS
			1000~26500	3.35	-46.75	≤-16.65	PASS
		2437	Reference	1.96	1.96	---	PASS
			30~1000	1.96	-52.26	≤-18.04	PASS
			1000~26500	1.96	-47.85	≤-18.04	PASS
		2462	Reference	0.86	0.86	---	PASS
			30~1000	0.86	-53.56	≤-19.14	PASS
			1000~26500	0.86	-47.19	≤-19.14	PASS
11G	Ant1	2412	Reference	-4.44	-4.44	---	PASS
			30~1000	-4.44	-52.75	≤-24.44	PASS
			1000~26500	-4.44	-53.46	≤-24.44	PASS
		2437	Reference	-3.30	-3.30	---	PASS
			30~1000	-3.30	-57.88	≤-23.3	PASS
			1000~26500	-3.30	-53.61	≤-23.3	PASS
		2462	Reference	-4.31	-4.31	---	PASS
			30~1000	-4.31	-57.57	≤-24.31	PASS
			1000~26500	-4.31	-46.83	≤-24.31	PASS
11N20SISO	Ant1	2412	Reference	-2.09	-2.09	---	PASS
			30~1000	-2.09	-56.42	≤-22.09	PASS
			1000~26500	-2.09	-45.88	≤-22.09	PASS
		2437	Reference	-3.22	-3.22	---	PASS
			30~1000	-3.22	-58.71	≤-23.22	PASS
			1000~26500	-3.22	-53.48	≤-23.22	PASS
		2462	Reference	-4.62	-4.62	---	PASS
			30~1000	-4.62	-57.78	≤-24.62	PASS
			1000~26500	-4.62	-46.93	≤-24.62	PASS
11N40SISO	Ant1	2422	Reference	-2.89	-2.89	---	PASS
			30~1000	-2.89	-56.26	≤-22.89	PASS
			1000~26500	-2.89	-46.72	≤-22.89	PASS
		2437	Reference	-3.20	-3.20	---	PASS
			30~1000	-3.20	-57.25	≤-23.2	PASS
			1000~26500	-3.20	-53.27	≤-23.2	PASS
		2452	Reference	-3.83	-3.83	---	PASS
			30~1000	-3.83	-56.74	≤-23.83	PASS

			1000~26500	-3.83	-53.84	≤-23.83	PASS

Test Graphs

11B_Ant1_2412_0~Reference

11B_Ant1_2412_30~1000

11B_Ant1_2412_1000~26500

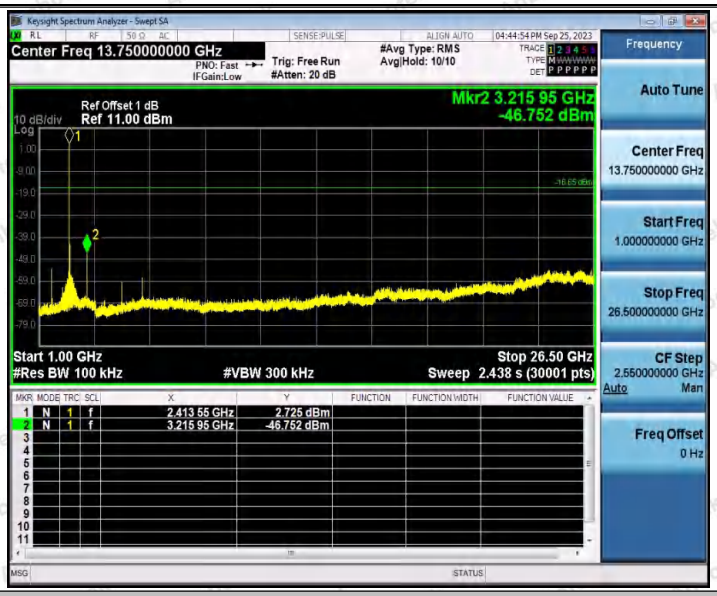

11B_Ant1_2437_0~Reference

11B_Ant1_2437_30~1000

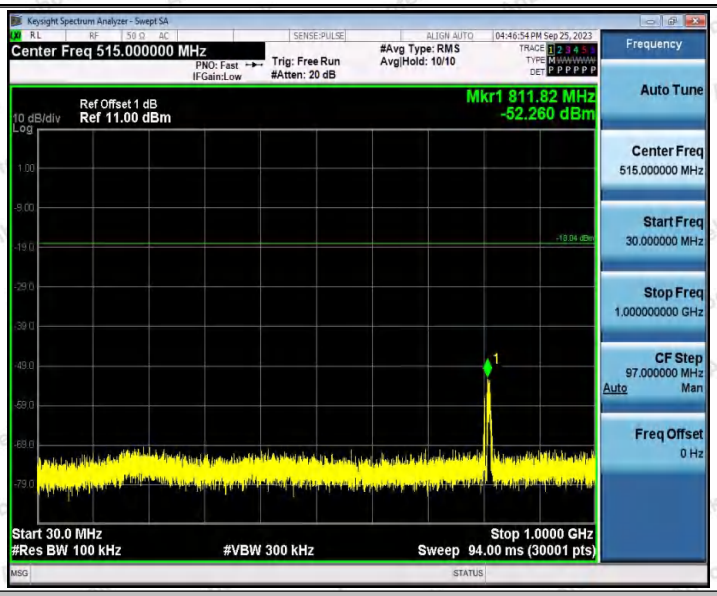

11B_Ant1_2437_1000~26500

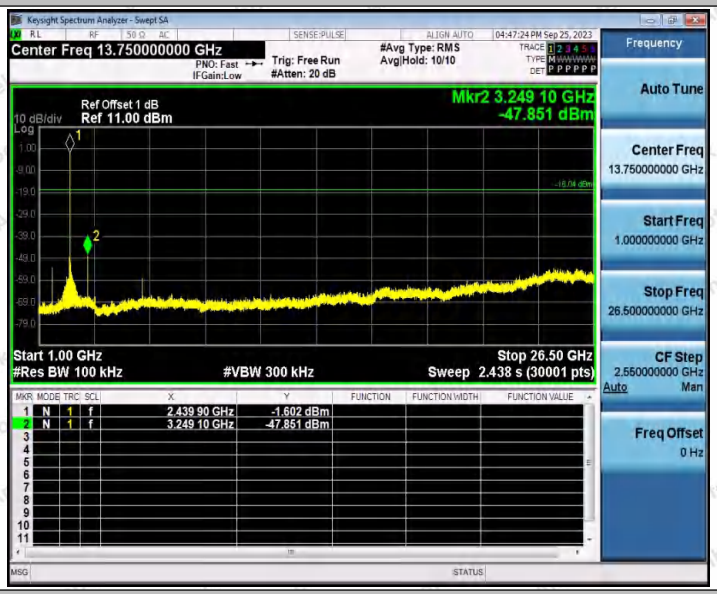

11B_Ant1_2462_0~Reference

11B_Ant1_2462_30~1000

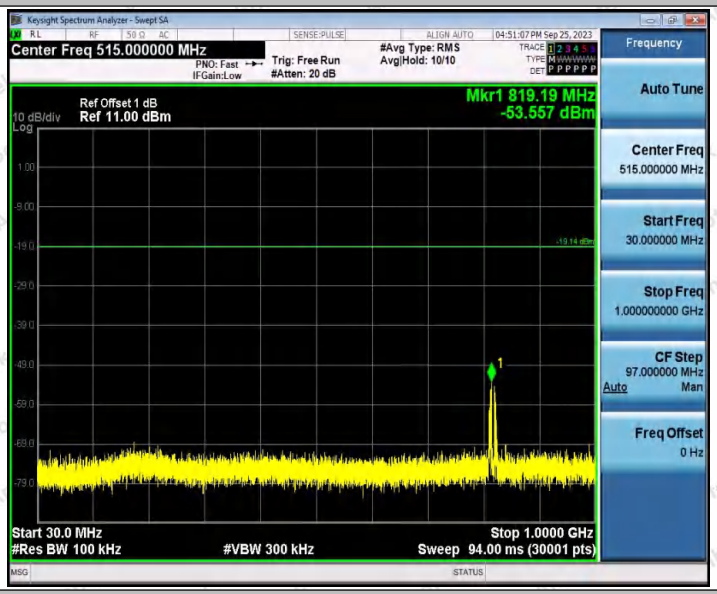

11B_Ant1_2462_1000~26500

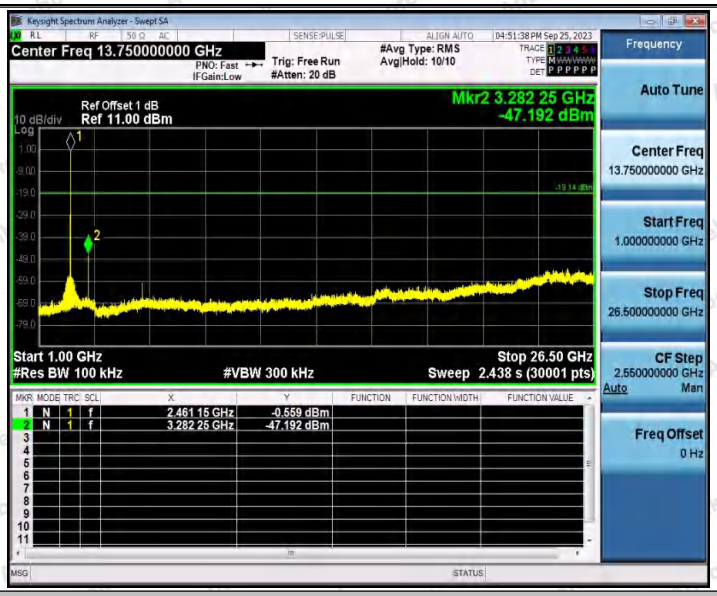

11G_Ant1_2412_0~Reference

11G_Ant1_2412_30~1000

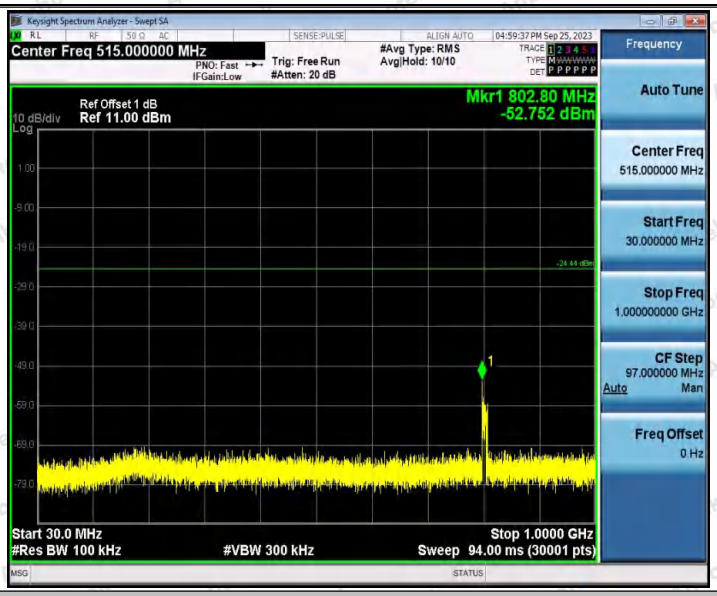

11G_Ant1_2412_1000~26500

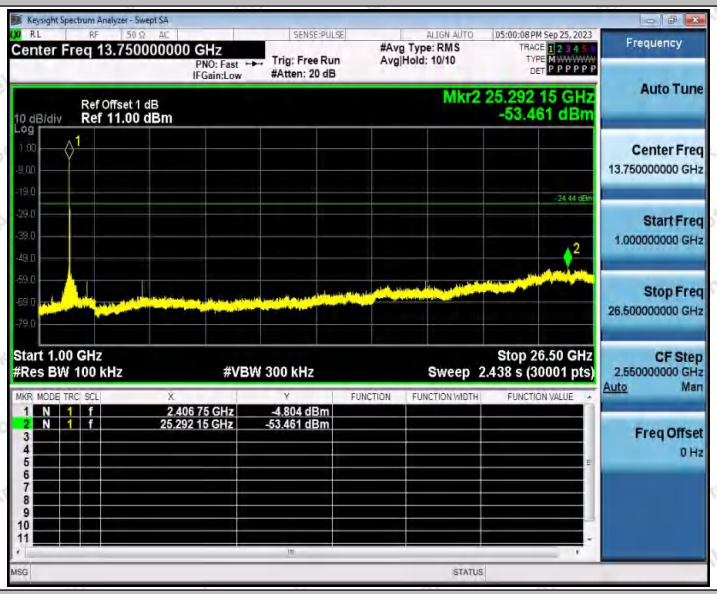

11G_Ant1_2437_0~Reference

11G_Ant1_2437_30~1000

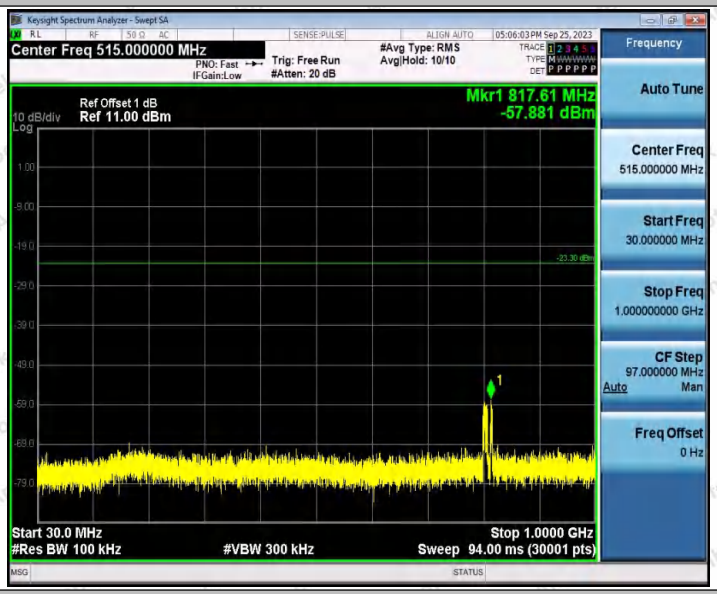

11G_Ant1_2437_1000~26500

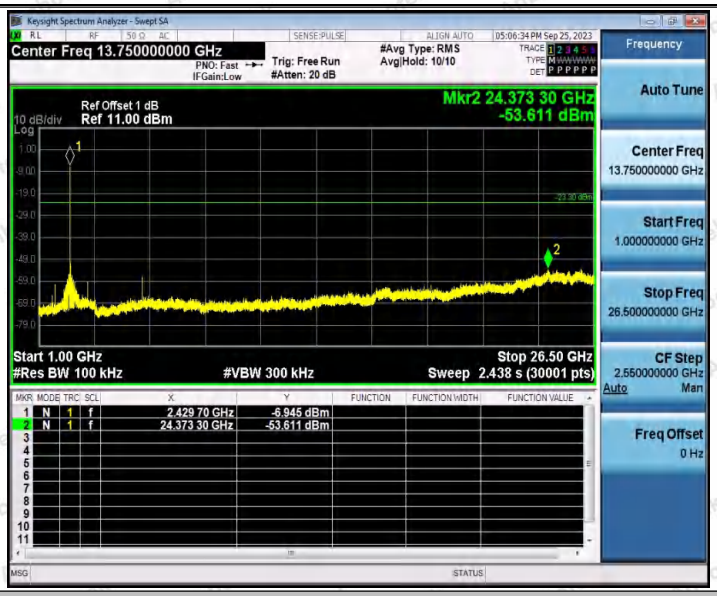

11G_Ant1_2462_0~Reference

11G_Ant1_2462_30~1000

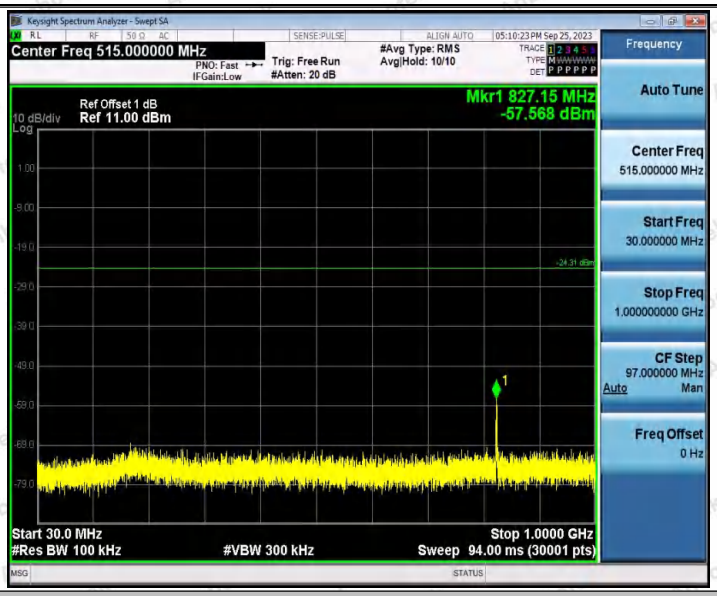

11G_Ant1_2462_1000~26500

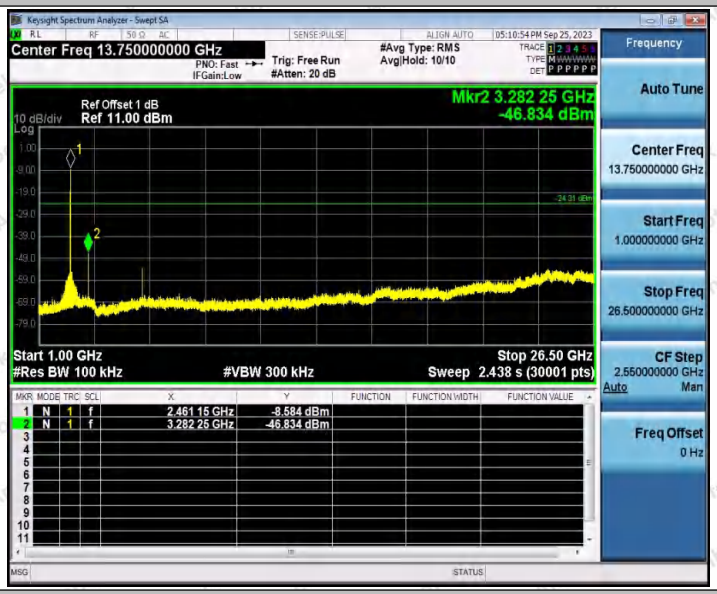

11N20SISO_Ant1_2412_0~Reference

11N20SISO_Ant1_2412_30~1000

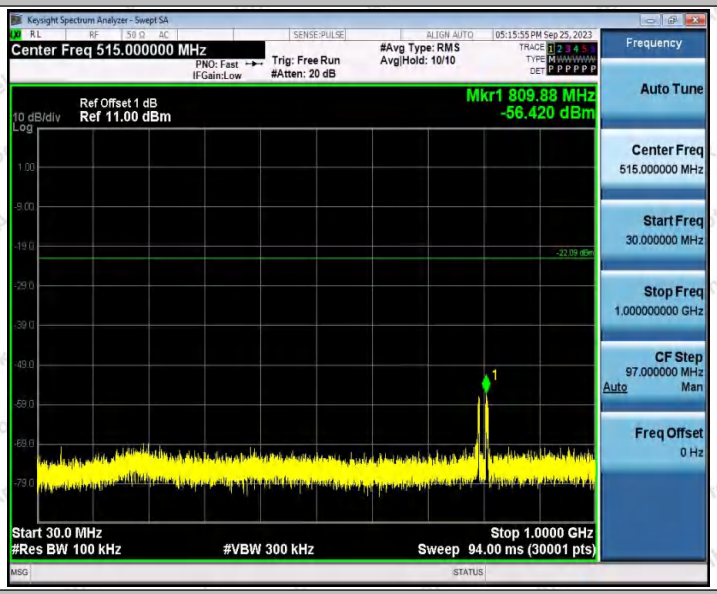

11N20SISO_Ant1_2412_1000~26500

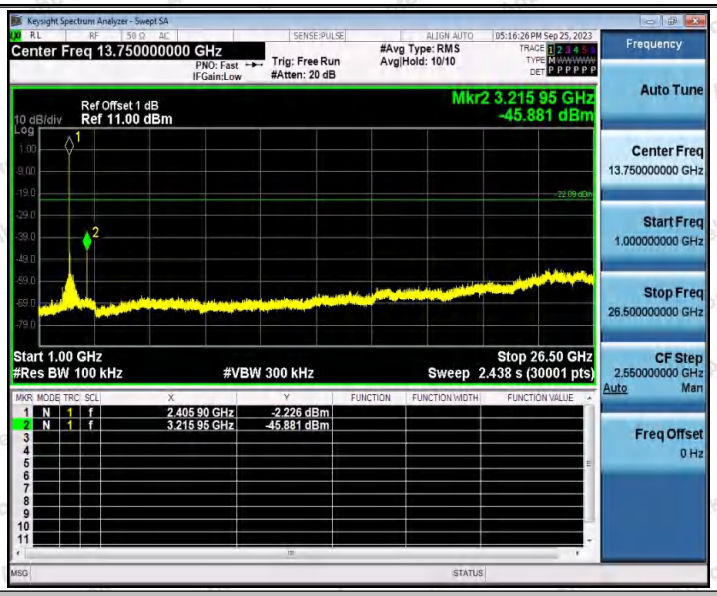

11N20SISO_Ant1_2437_0~Reference

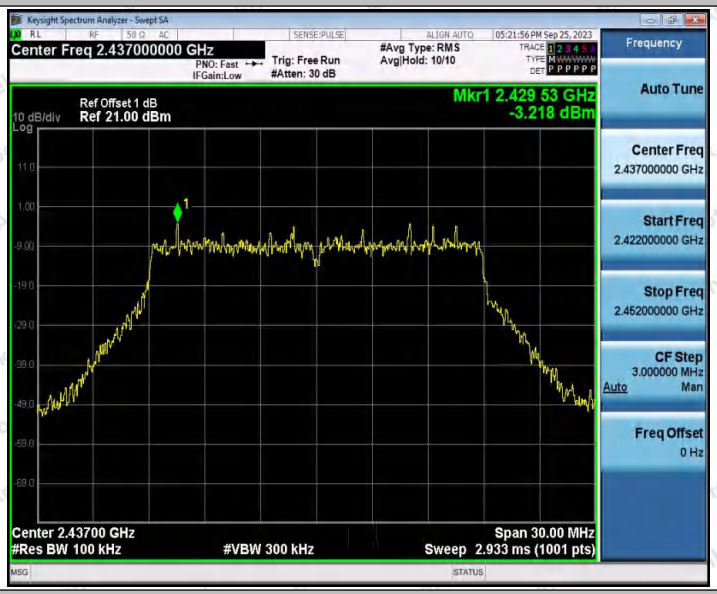

11N20SISO_Ant1_2437_30~1000

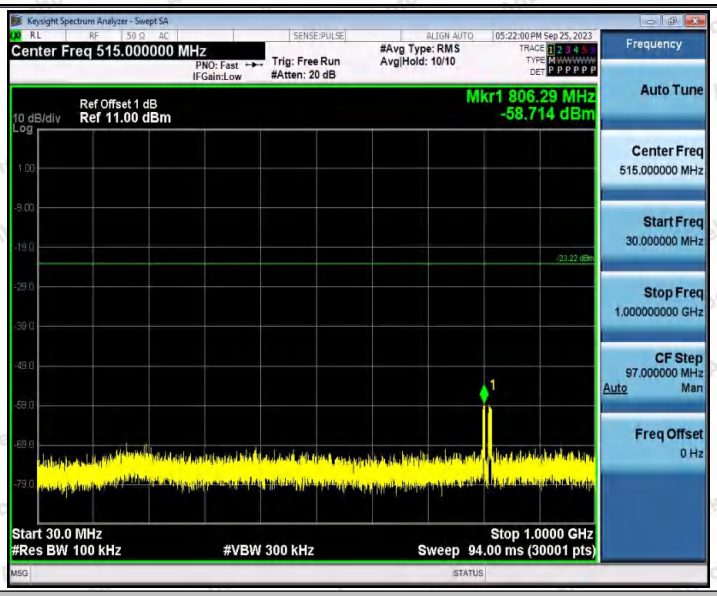

11N20SISO_Ant1_2437_1000~26500

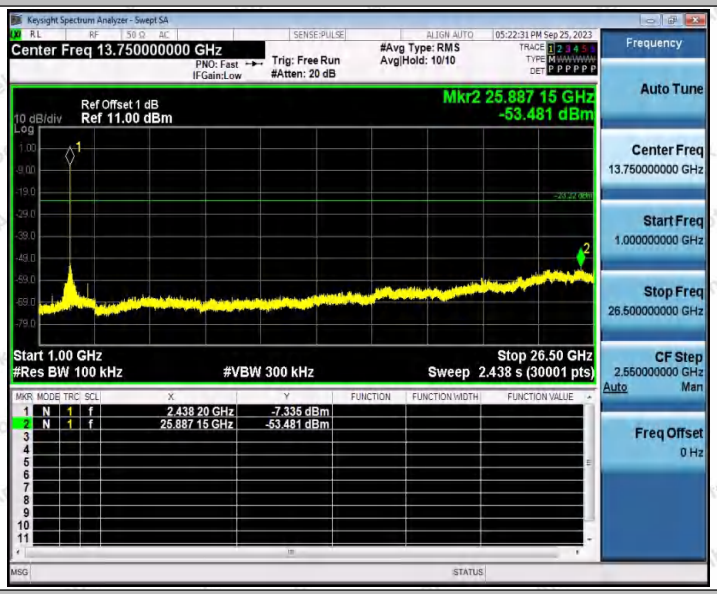

11N20SISO_Ant1_2462_0~Reference

11N20SISO_Ant1_2462_30~1000

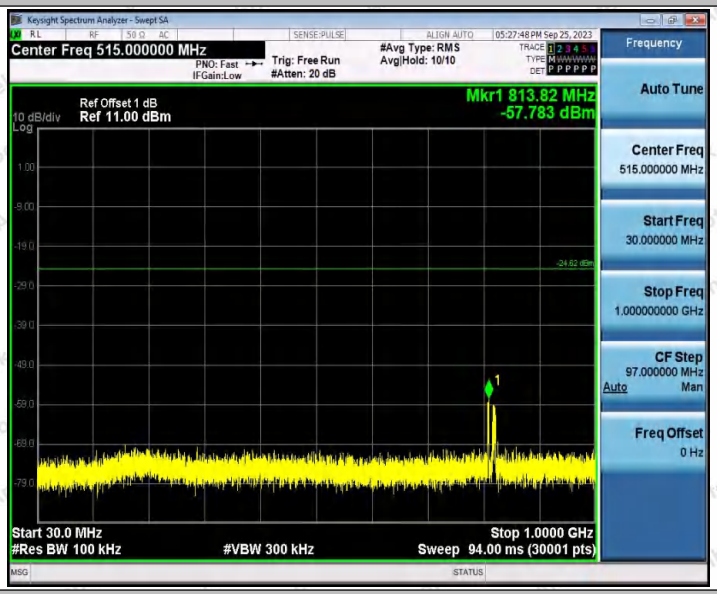

11N20SISO_Ant1_2462_1000~26500

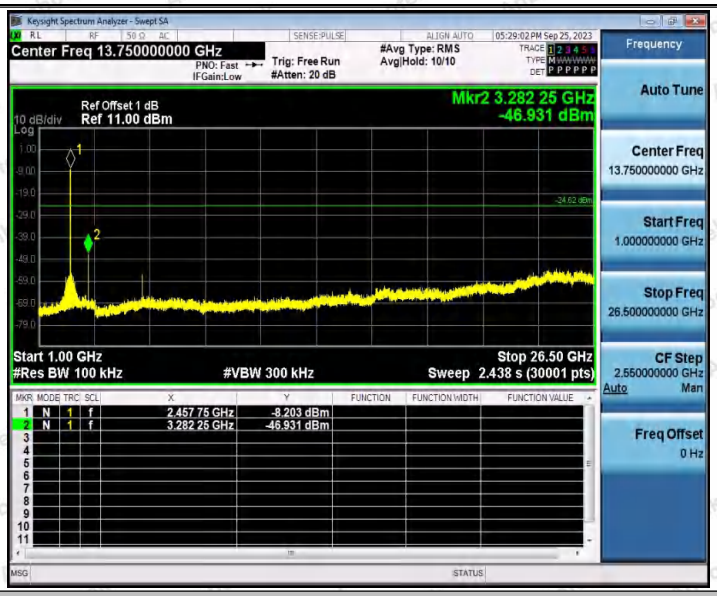

11N40SISO_Ant1_2422_0~Reference

11N40SISO_Ant1_2422_30~1000

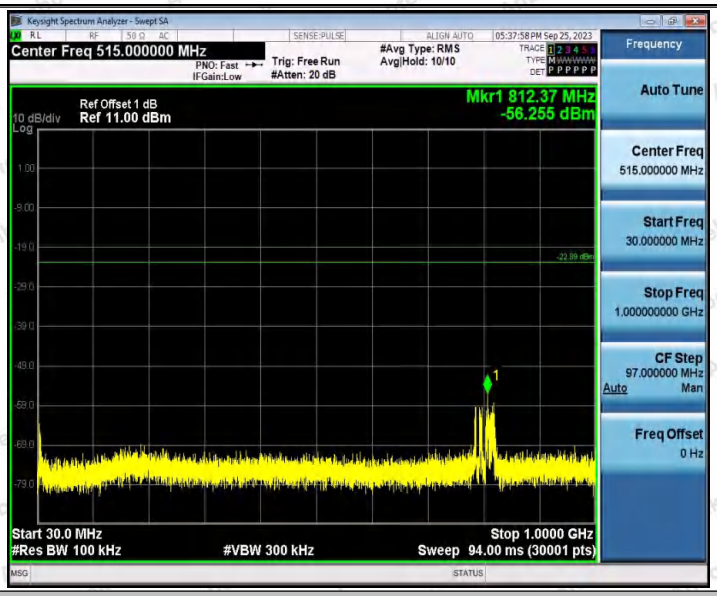

11N40SISO_Ant1_2422_1000~26500

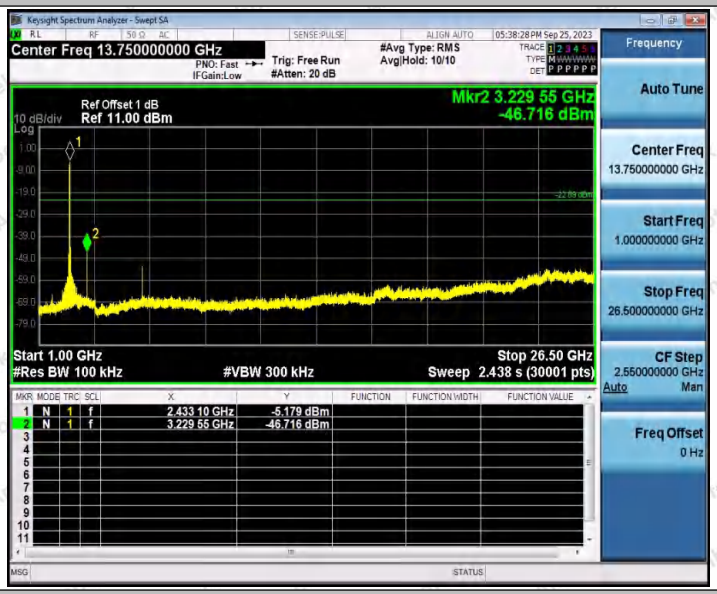

11N40SISO_Ant1_2437_0~Reference

11N40SISO_Ant1_2437_30~1000

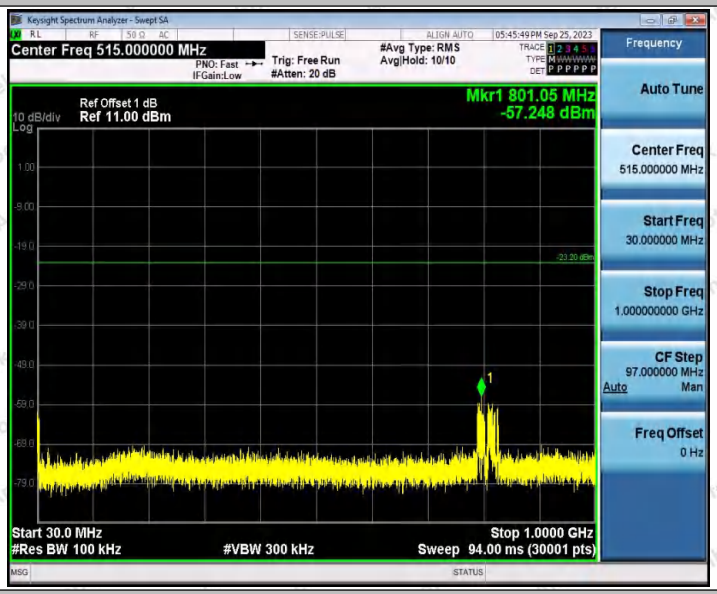

11N40SISO_Ant1_2437_1000~26500

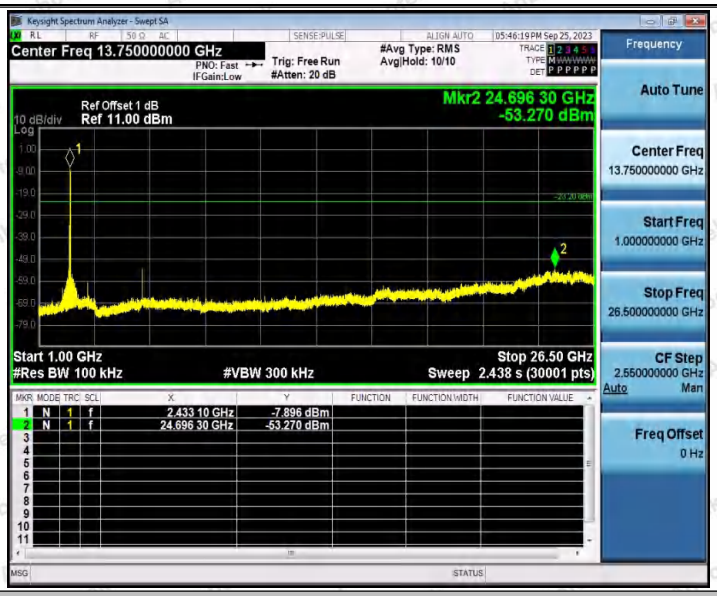

11N40SISO_Ant1_2452_0~Reference

11N40SISO_Ant1_2452_30~1000

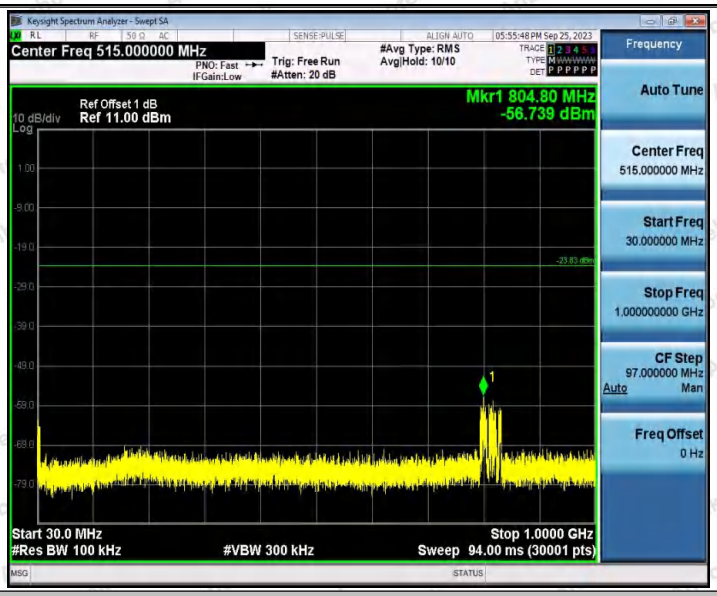

11N40SISO_Ant1_2452_1000~26500

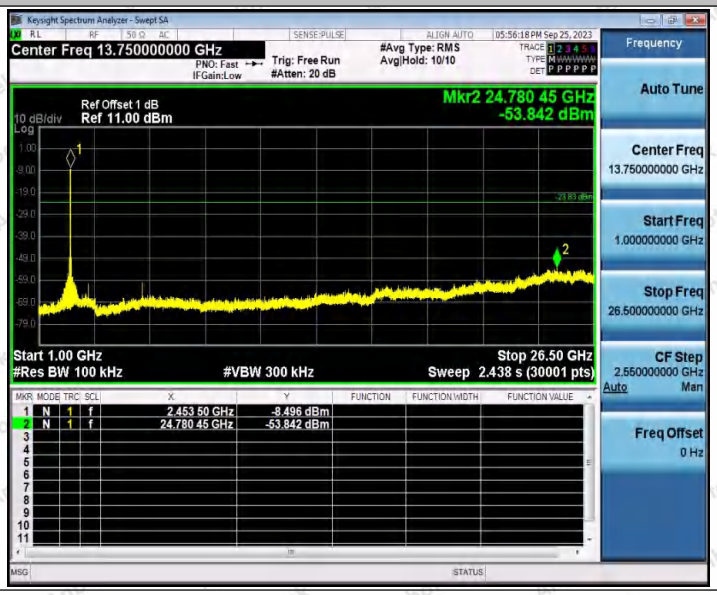

Appendix G: Duty Cycle

Test Result

TestMode	Antenna	Frequency[MHz]	Transmission Duration [ms]	Transmission Period [ms]	Duty Cycle [%]	Factor
11B	Ant1	2412	8.39	8.42	99.64	0.02
		2437	8.39	8.41	99.76	0.01
		2462	8.38	8.41	99.64	0.02
11G	Ant1	2412	1.39	1.43	97.20	0.12
		2437	1.40	1.43	97.90	0.09
		2462	1.39	1.43	97.20	0.12
11N20SISO	Ant1	2412	1.30	1.33	97.74	0.10
		2437	1.30	1.34	97.01	0.13
		2462	1.30	1.33	97.74	0.10
11N40SISO	Ant1	2422	0.65	0.68	95.59	0.20
		2437	0.64	0.68	94.12	0.26
		2452	0.65	0.68	95.59	0.20

Test Graphs

11B_Ant1_2412

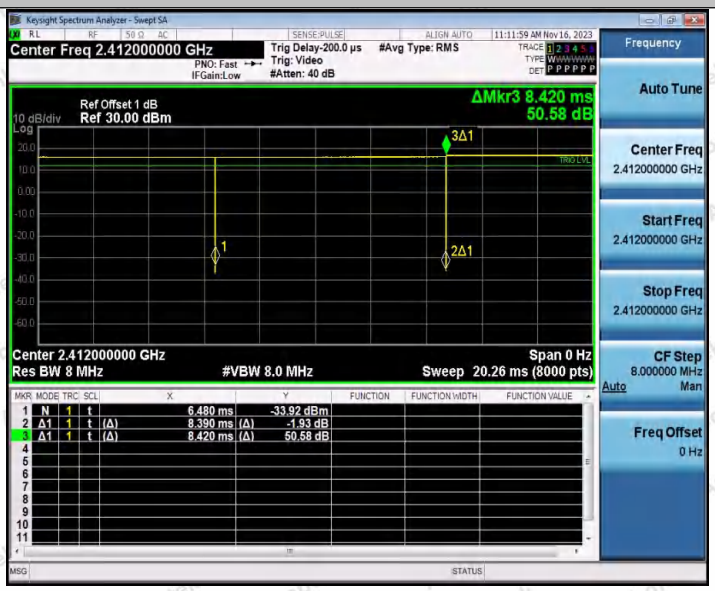

11B_Ant1_2437

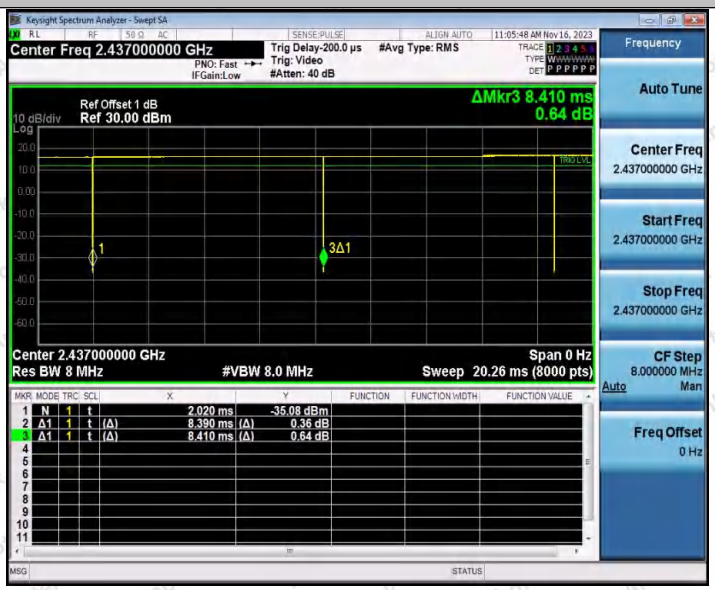

11B_Ant1_2462

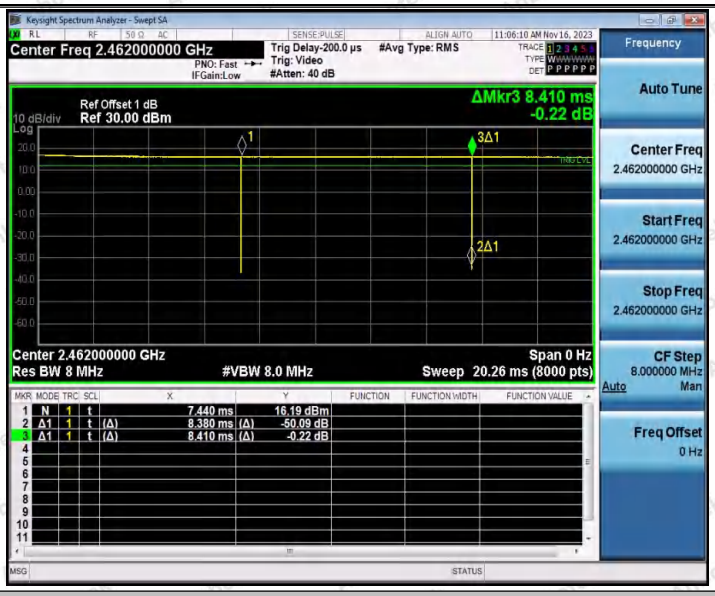

11G_Ant1_2412

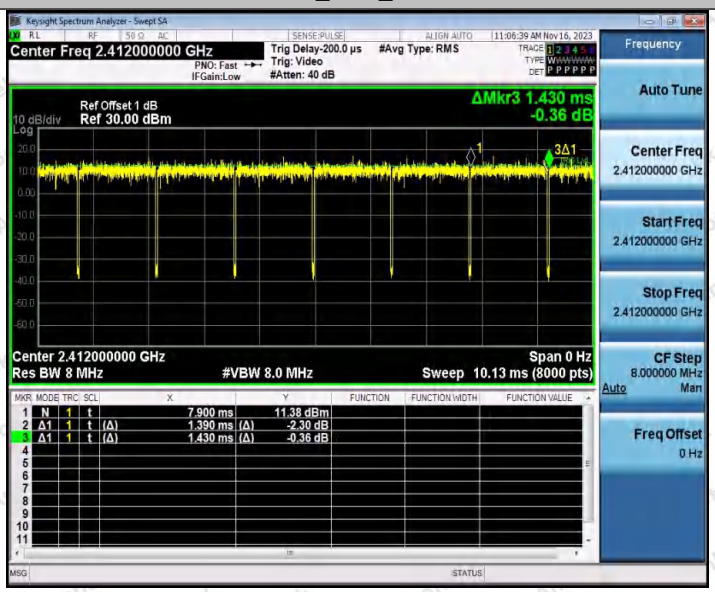

11G_Ant1_2437

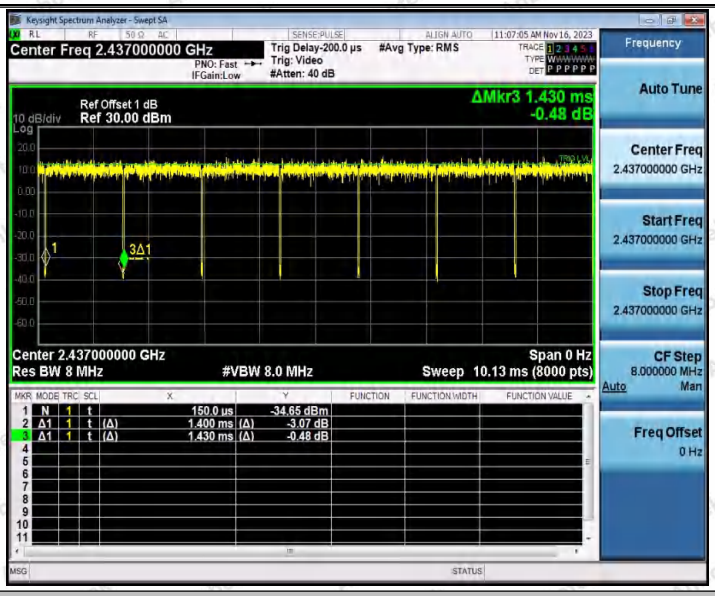

11G_Ant1_2462

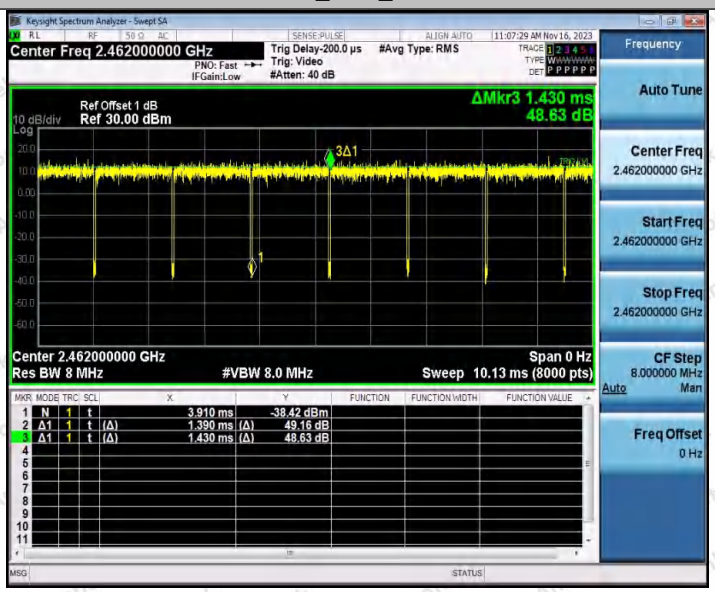

11N20SISO_Ant1_2412

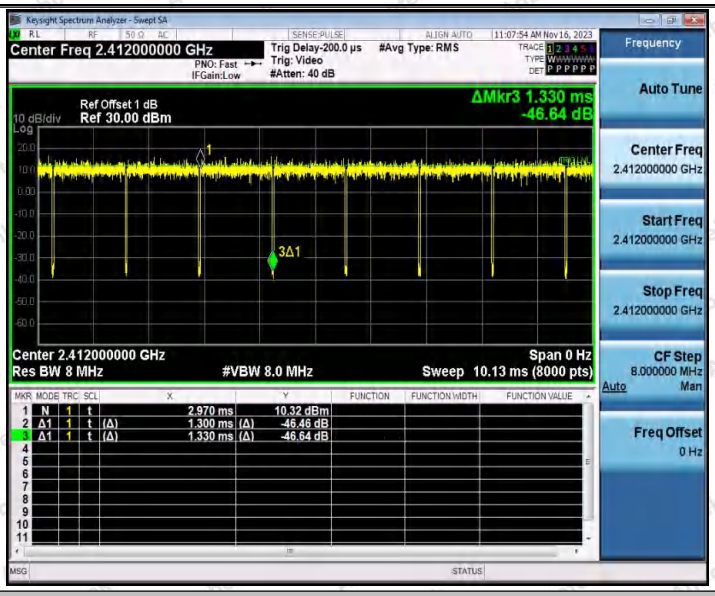

11N20SISO_Ant1_2437

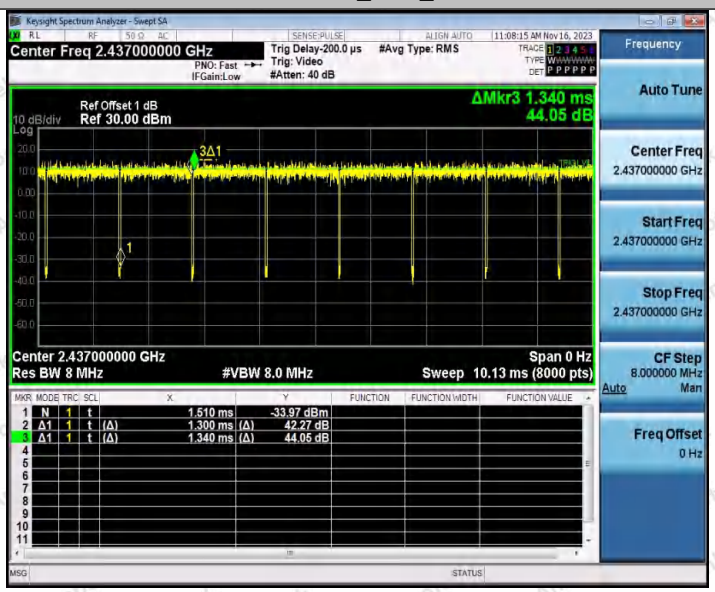

11N20SISO_Ant1_2462

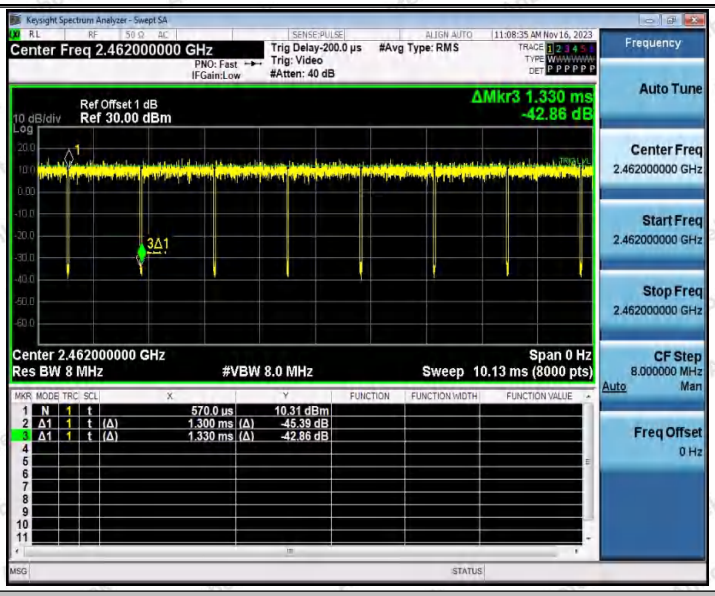

11N40SISO_Ant1_2422

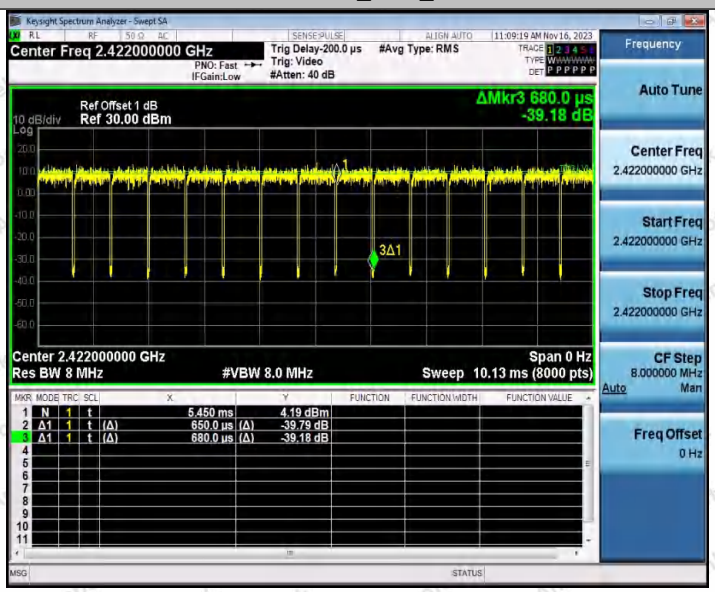

11N40SISO_Ant1_2437

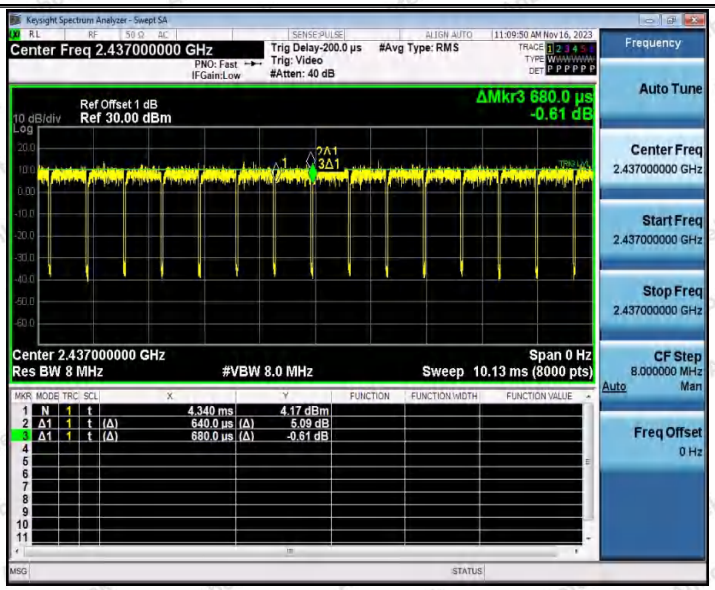

11N40SISO_Ant1_2452

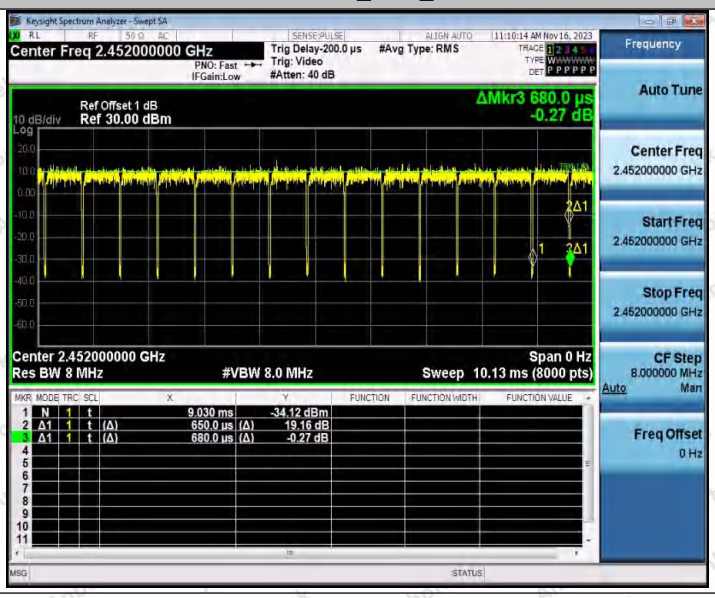

---End---