Appendix Test Data

Report No.:	18220WC30206101	Test Sample No.:	1-2-2
Start Test Date:	2023.09.21	Finish Test Date:	2023.09.25
Test Engineer:	Hayman Chen	Auditor:	Rick Luo
Temperature:	25.3℃	Relative Humidity:	48.6%
Pressure:	101kPa		

Appendix A: 20dB Emission Bandwidth

Test Result

TestMode	Antenna	Frequency[MHz]	20db EBW[MHz]	FL[MHz]	FH[MHz]	Limit[MHz]	Verdict
DH5	Ant1	2402	0.948	2401.532	2402.480	---	---
		2441	0.936	2440.538	2441.474	---	---
		2480	0.936	2479.535	2480.471	---	---
2DH5	Ant1	2402	1.332	2401.322	2402.654	---	---
		2441	1.320	2440.331	2441.651	---	---
		2480	1.314	2479.334	2480.648	---	---
3DH5	Ant1	2402	1.296	2401.346	2402.642	---	---
		2441	1.314	2440.337	2441.651	---	---
		2480	1.311	2479.337	2480.648	---	---

Test Graphs

DH5_Ant1_2402

DH5_Ant1_2441

DH5_Ant1_2480

2DH5_Ant1_2402

2DH5_Ant1_2441

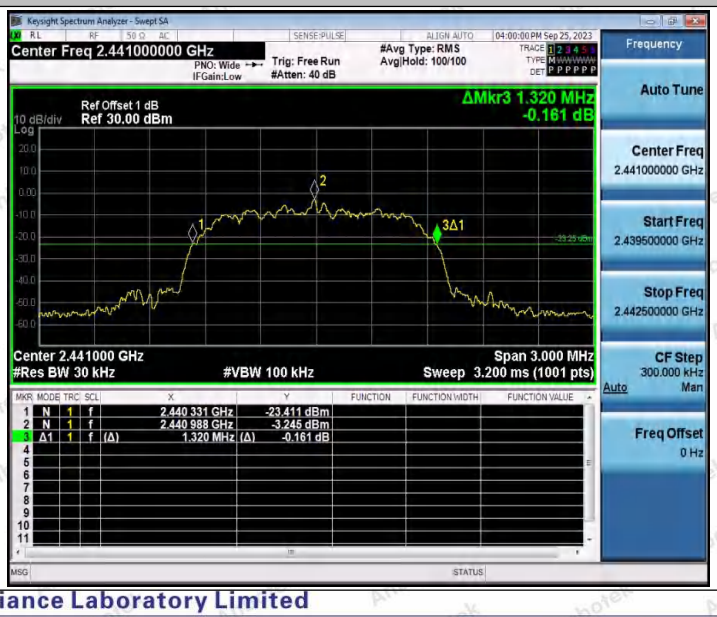

2DH5_Ant1_2480

3DH5_Ant1_2402

3DH5_Ant1_2441

3DH5_Ant1_2480

Appendix B: Occupied Channel Bandwidth

Test Result

TestMode	Antenna	Frequency[MHz]	OCB [MHz]	FL[MHz]	FH[MHz]	Limit[MHz]	Verdict
DH5	Ant1	2402	0.82541	2401.5749	2402.4003	---	---
		2441	0.83428	2440.5742	2441.4085	---	---
		2480	0.83723	2479.5732	2480.4104	---	---
2DH5	Ant1	2402	1.1836	2401.3991	2402.5827	---	---
		2441	1.1862	2440.3978	2441.5840	---	---
		2480	1.1890	2479.3983	2480.5873	---	---
3DH5	Ant1	2402	1.1814	2401.4009	2402.5823	---	---
		2441	1.1822	2440.4036	2441.5858	---	---
		2480	1.1803	2479.4003	2480.5806	---	---

Test Graphs

DH5_Ant1_2402

DH5_Ant1_2441

DH5_Ant1_2480

2DH5_Ant1_2402

2DH5_Ant1_2441

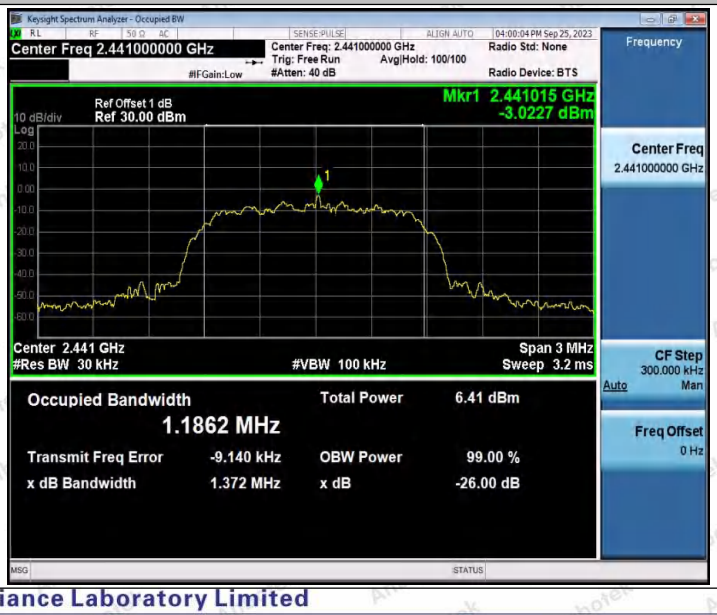

2DH5_Ant1_2480

3DH5_Ant1_2402

3DH5_Ant1_2441

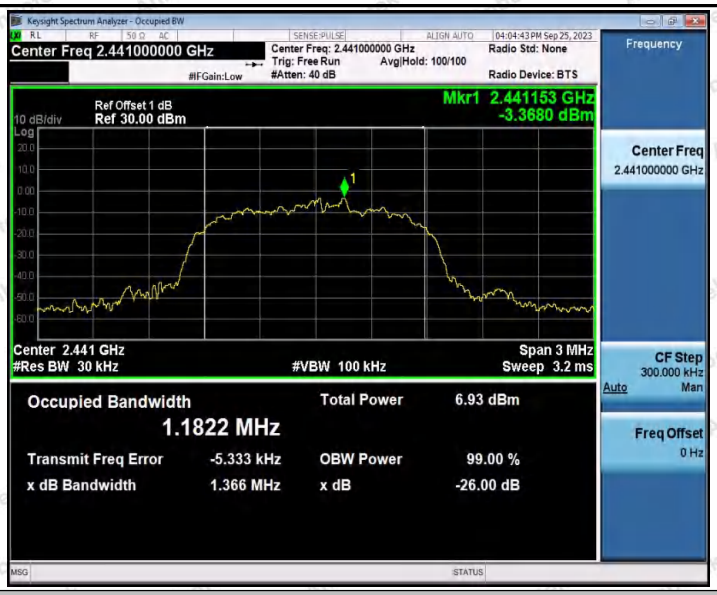

3DH5_Ant1_2480

Appendix C: Maximum conducted output power

Test Result Peak

Test Mode	Antenna	Frequency[MHz]	Conducted Peak Power[dBm]	Conducted Limit[dBm]	Verdict
DH5	Ant1	2402	0.99	≤20.97	PASS
		2441	-0.04	≤20.97	PASS
		2480	-1.01	≤20.97	PASS
2DH5	Ant1	2402	3.23	≤20.97	PASS
		2441	2.17	≤20.97	PASS
		2480	1.21	≤20.97	PASS
3DH5	Ant1	2402	3.60	≤20.97	PASS
		2441	2.64	≤20.97	PASS
		2480	1.71	≤20.97	PASS

Test Graphs

DH5_Ant1_2402

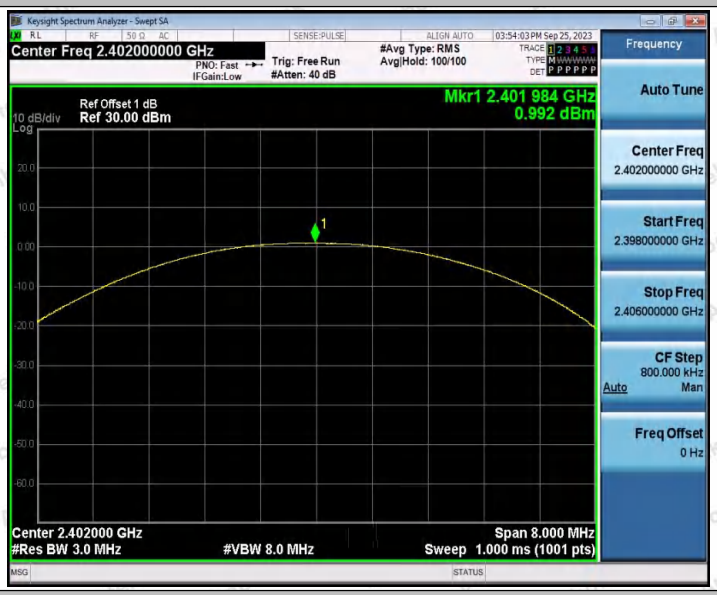

DH5_Ant1_2441

DH5_Ant1_2480

2DH5_Ant1_2402

2DH5_Ant1_2441

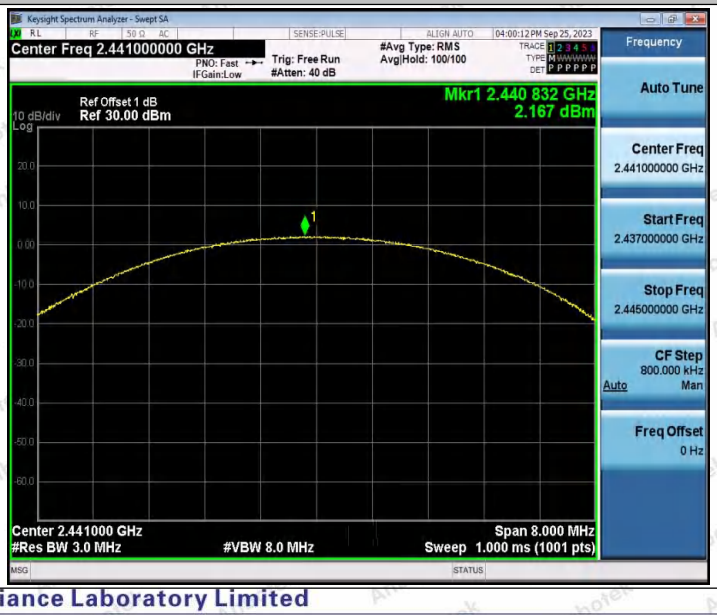

2DH5_Ant1_2480

3DH5_Ant1_2402

3DH5_Ant1_2441

3DH5_Ant1_2480

Appendix D: Carrier frequency separation

Test Result

TestMode	Antenna	Frequency[MHz]	Result[MHz]	Limit[MHz]	Verdict
DH5	Ant1	Hop	1.032	≥0.632	PASS
2DH5	Ant1	Hop	1.008	≥0.888	PASS
3DH5	Ant1	Hop	1.026	≥0.876	PASS

Test Graphs

DH5_Ant1_Hop

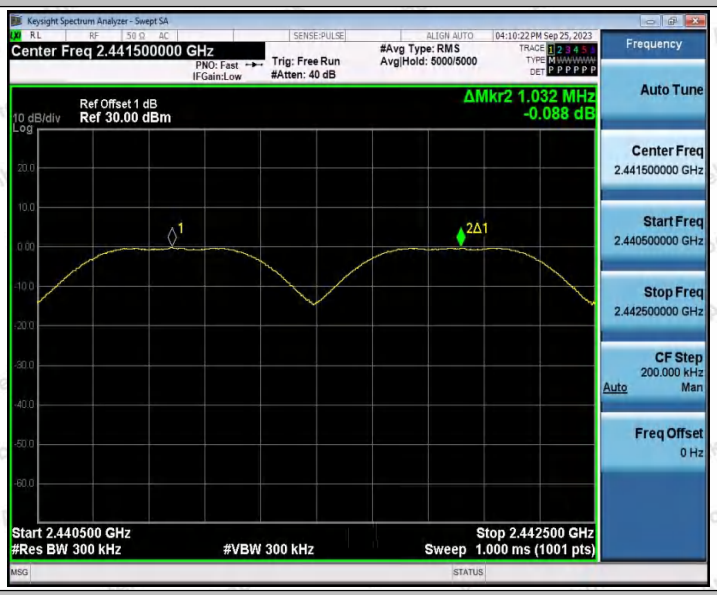

2DH5_Ant1_Hop

3DH5_Ant1_Hop

Keysight Spectrum Analyzer - Swept SA
Start Freq 2.440500000 GHz
PNO: Fast
IFGain:Low
Trig: Free Run
#Atten: 40 dB
#Avg Type: RMS
Avg|Hold: 5000/5000
04:29:27 PM Sep 25, 2023
Ref Offset 1 dB
10 dB/div
Ref 30.00 dBm
Log
ΔMkr2 1.026 MHz
-0.064 dB
Start 2.440500 GHz
#Res BW 300 kHz
#VBW 300 kHz
Stop 2.442500 GHz
Sweep 1.000 ms (1001 pts)
Frequency
Auto Tune
Center Freq
2.441500000 GHz
Start Freq
2.440500000 GHz
Stop Freq
2.442500000 GHz
CF Step
200.000 kHz
Auto
Man
Freq Offset
0 Hz

Appendix E: Time of occupancy

Test Result

TestMode	Antenna	Frequency[MHz]	BurstWidth [ms]	TotalHops [Num]	Result[s]	Limit[s]	Verdict
DH1	Ant1	Hop	0.376	319	0.12	≤0.4	PASS
DH3	Ant1	Hop	1.631	159	0.259	≤0.4	PASS
DH5	Ant1	Hop	2.880	124	0.357	≤0.4	PASS
2DH1	Ant1	Hop	0.388	318	0.123	≤0.4	PASS
2DH3	Ant1	Hop	1.639	157	0.257	≤0.4	PASS
2DH5	Ant1	Hop	2.888	104	0.3	≤0.4	PASS
3DH1	Ant1	Hop	0.388	320	0.124	≤0.4	PASS
3DH3	Ant1	Hop	1.638	153	0.251	≤0.4	PASS
3DH5	Ant1	Hop	2.889	115	0.332	≤0.4	PASS

Test Graphs

DH1_Ant1_Hop

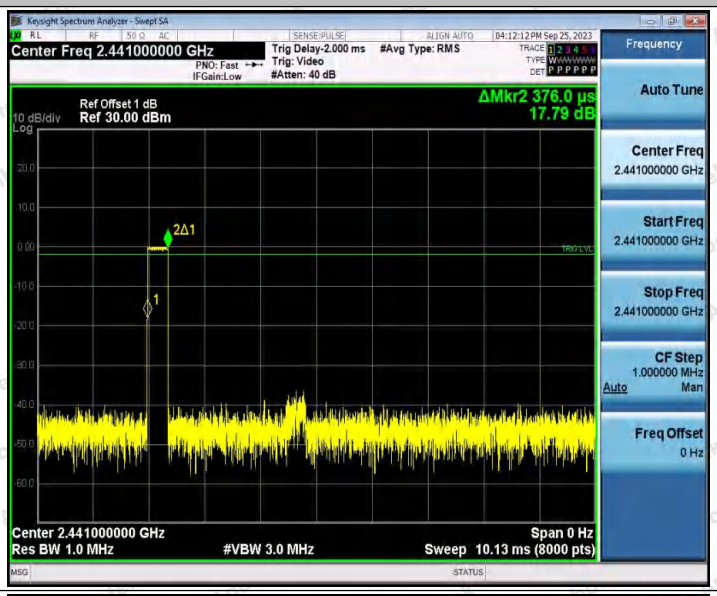

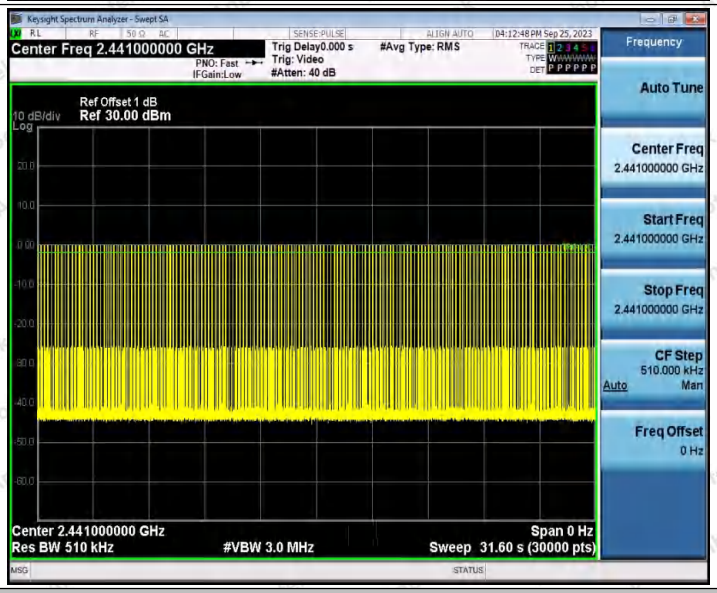

DH3_Ant1_Hop

Keysight Spectrum Analyzer - Swept SA
Center Freq 2.441000000 GHz
Trig Delay-2.000 ms
#Avg Type: RMS
Trig: Video
#Atten: 40 dB
PNO: Fast
IFGain:Low
Ref Offset 1 dB
10 dB/div
Ref 30.00 dBm
ΔMkr2 1.631 ms
12.24 dB
Center 2.441000000 GHz
Res BW 1.0 MHz
#VBW 3.0 MHz
Span 0 Hz
Sweep 10.13 ms (8000 pts)
Frequency
Auto Tune
Center Freq
2.441000000 GHz
Start Freq
2.441000000 GHz
Stop Freq
2.441000000 GHz
CF Step
1.000000 MHz
Auto
Man
Freq Offset
0 Hz

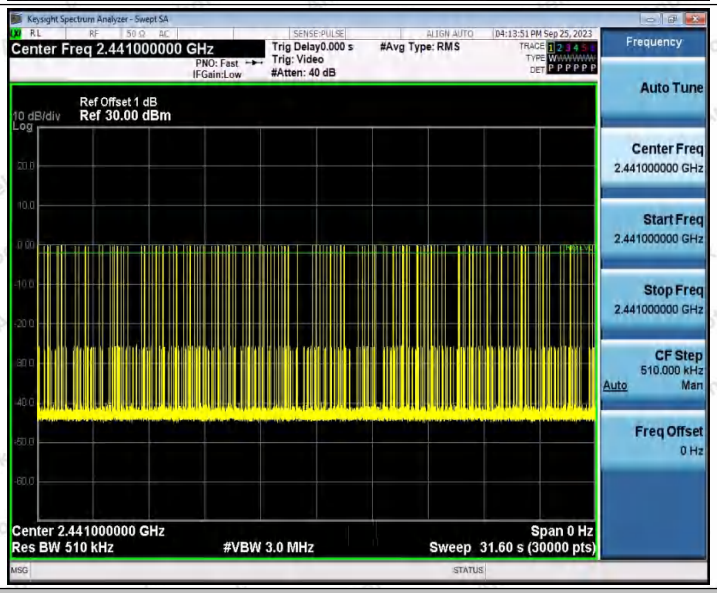
Keysight Spectrum Analyzer - Swept SA
Center Freq 2.441000000 GHz
Trig Delay0.000 s
#Avg Type: RMS
Trig: Video
#Atten: 40 dB
PNO: Fast
IFGain:Low
Ref Offset 1 dB
10 dB/div
Ref 30.00 dBm
Center 2.441000000 GHz
Res BW 510 kHz
#VBW 3.0 MHz
Span 0 Hz
Sweep 31.60 s (30000 pts)
Frequency
Auto Tune
Center Freq
2.441000000 GHz
Start Freq
2.441000000 GHz
Stop Freq
2.441000000 GHz
CF Step
510.000 kHz
Auto
Man
Freq Offset
0 Hz

DH5_Ant1_Hop

Keysight Spectrum Analyzer - Swept SA
Center Freq 2.441000000 GHz
Trig Delay-2.000 ms
#Avg Type: RMS
Trig: Video
#Atten: 40 dB
PNO: Fast
IFGain:Low
Ref Offset 1 dB
10 dB/div
Ref 30.00 dBm
ΔMkr2 2.880 ms
15.45 dB
Center 2.441000000 GHz
Res BW 1.0 MHz
#VBW 3.0 MHz
Span 0 Hz
Sweep 10.13 ms (8000 pts)
Frequency
Auto Tune
Center Freq
2.441000000 GHz
Start Freq
2.441000000 GHz
Stop Freq
2.441000000 GHz
CF Step
1.000000 MHz
Auto
Man
Freq Offset
0 Hz

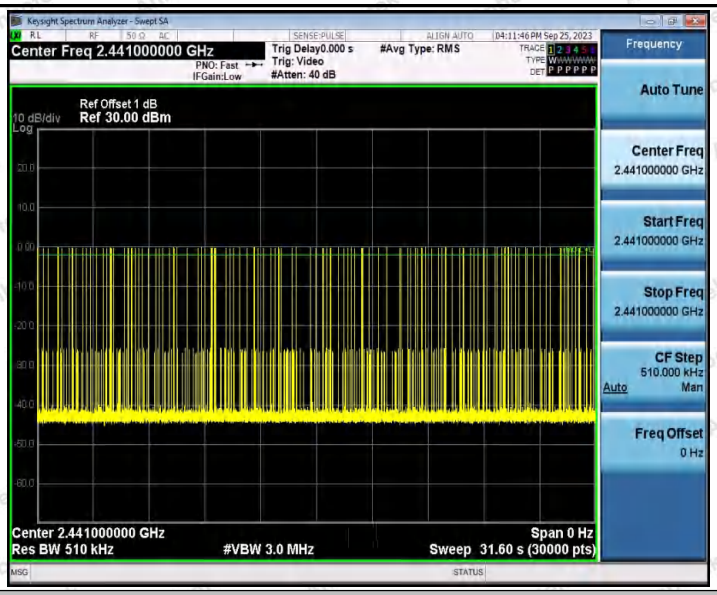

2DH1_Ant1_Hop

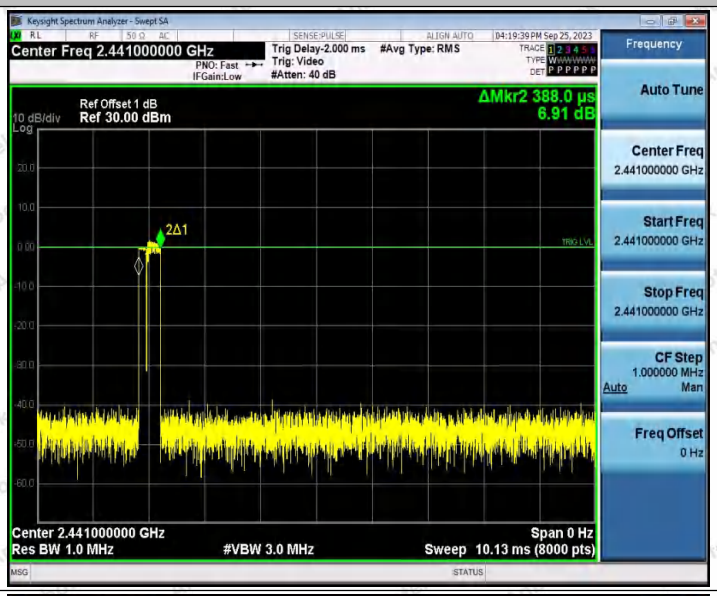

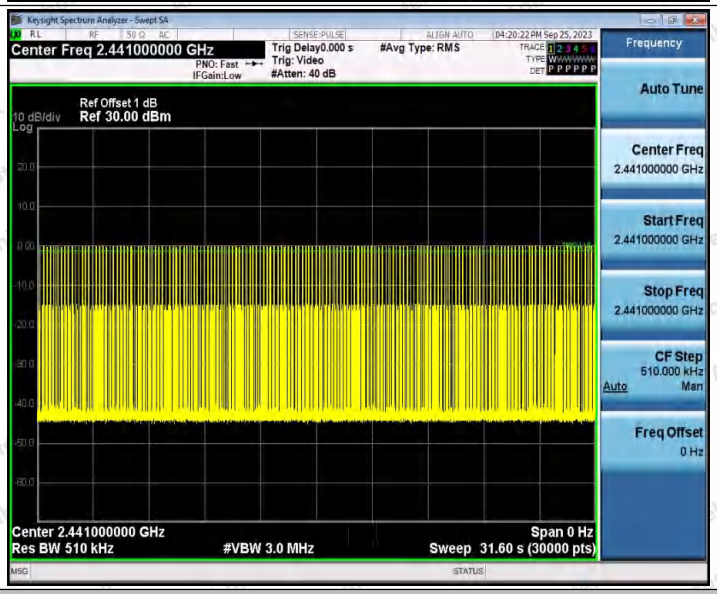

2DH3_Ant1_Hop

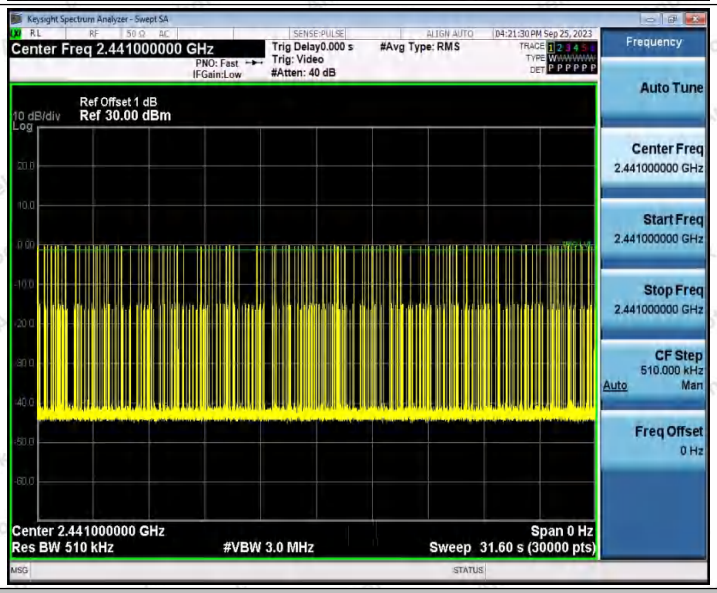

2DH5_Ant1_Hop

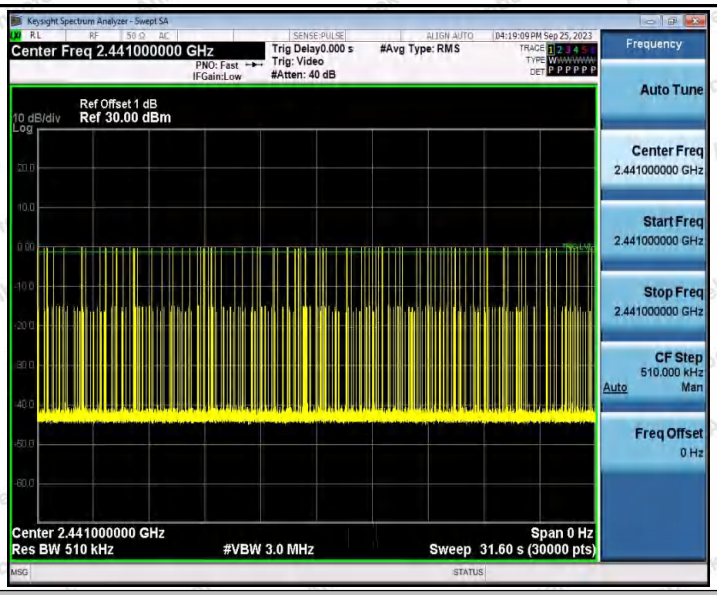

3DH1_Ant1_Hop

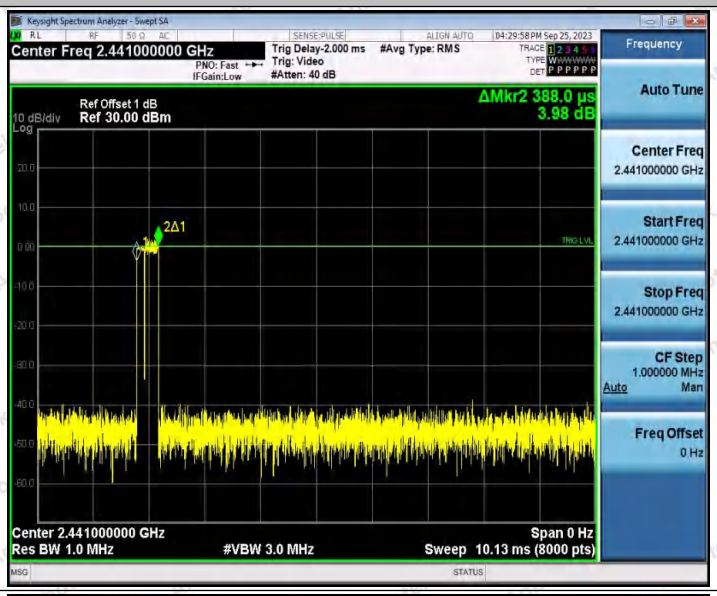

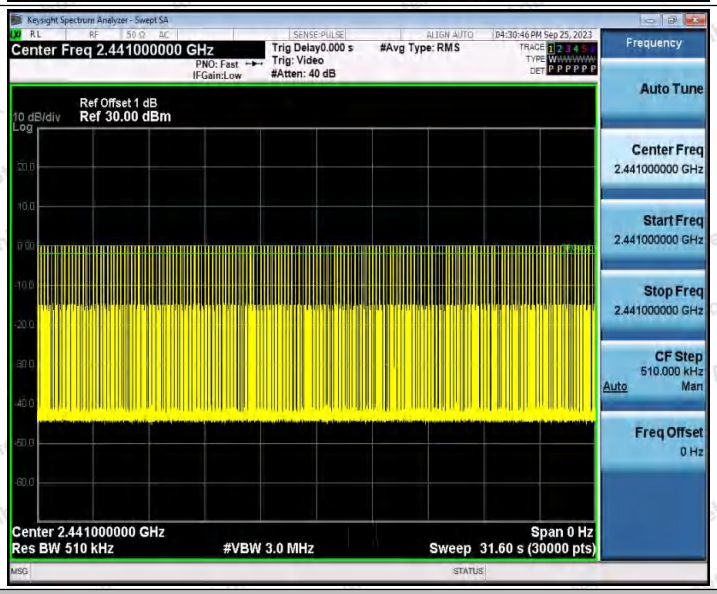

3DH3_Ant1_Hop

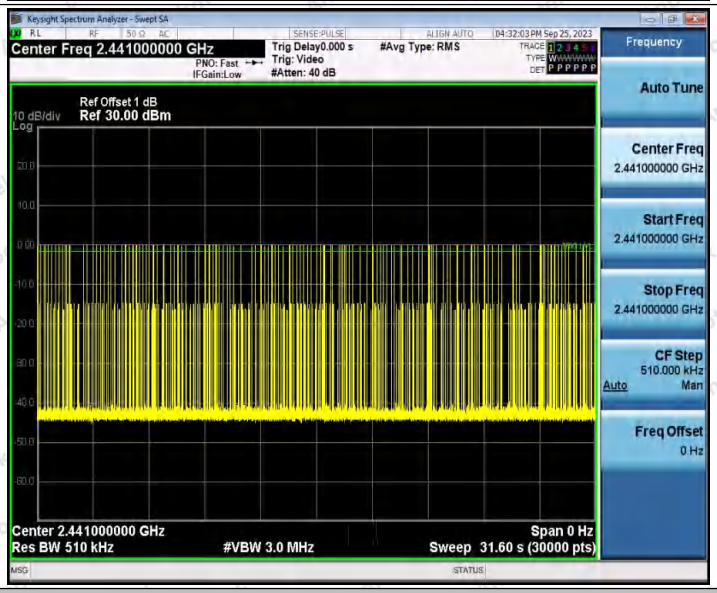

3DH5_Ant1_Hop

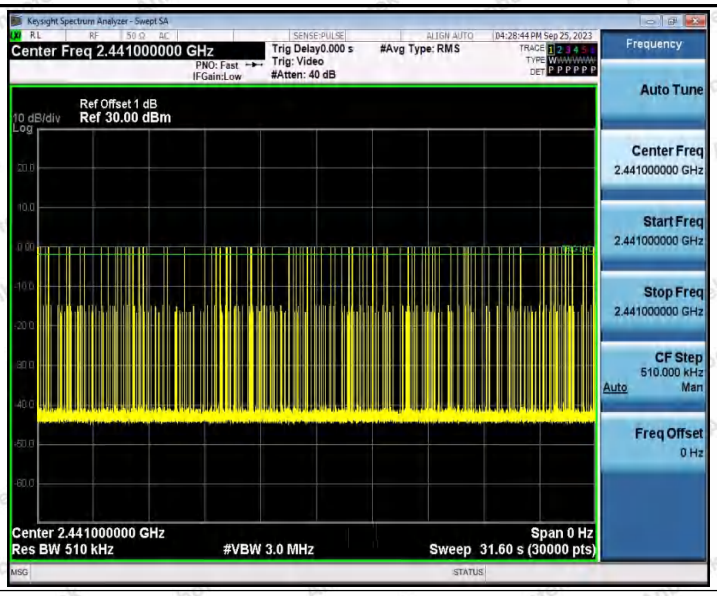
Keysight Spectrum Analyzer - Swept SA
Center Freq 2.441000000 GHz
PNO: Fast
IFGain:Low
Trig Delay0.000 s
Trig: Video
#Atten: 40 dB
#Avg Type: RMS
04:28:44 PM Sep 25, 2023
Frequency
Auto Tune
Center Freq
2.441000000 GHz
Start Freq
2.441000000 GHz
Stop Freq
2.441000000 GHz
CF Step
510.000 kHz
Auto
Man
Freq Offset
0 Hz
Ref Offset 1 dB
10 dB/div
Ref 30.00 dBm
Log
Center 2.441000000 GHz
Res BW 510 kHz
#VBW 3.0 MHz
Span 0 Hz
Sweep 31.60 s (30000 pts)
MSG
STATUS

Appendix F: Number of hopping channels

Test Result

TestMode	Antenna	Frequency[MHz]	Result[Num]	Limit[Num]	Verdict
DH5	Ant1	Hop	79	≥15	PASS
2DH5	Ant1	Hop	79	≥15	PASS
3DH5	Ant1	Hop	79	≥15	PASS

Test Graphs

DH5_Ant1_Hop

2DH5_Ant1_Hop

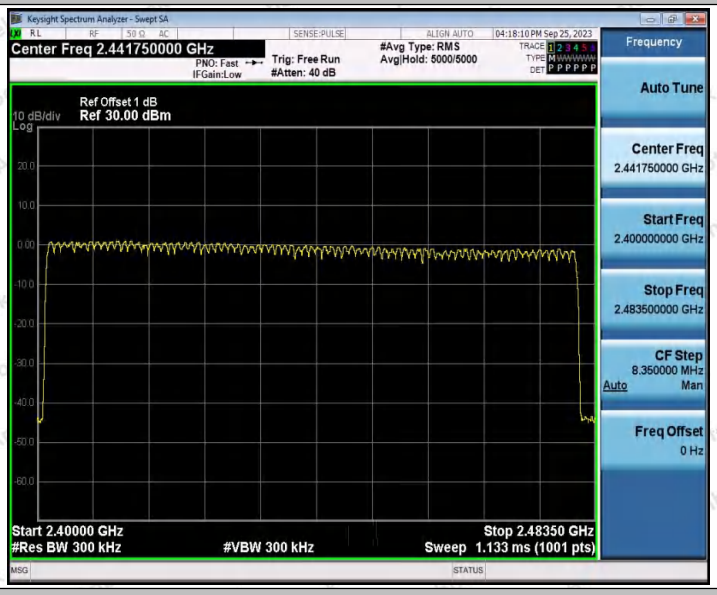

3DH5_Ant1_Hop

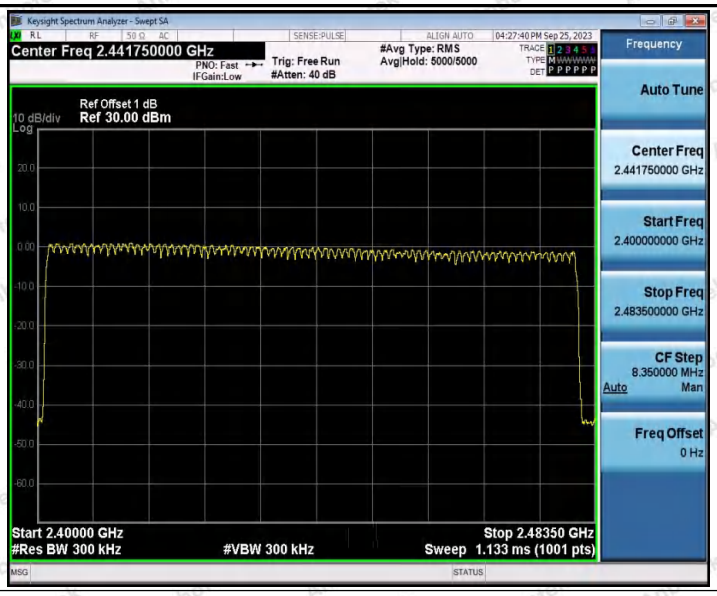
Keysight Spectrum Analyzer - Swept SA
Center Freq 2.441750000 GHz
PNO: Fast
IFGain:Low
Trig: Free Run
#Atten: 40 dB
#Avg Type: RMS
Avg|Hold: 5000/5000
04:27:40 PM Sep 25, 2023
Ref Offset 1 dB
10 dB/div
Ref 30.00 dBm
Log
Start 2.40000 GHz
#Res BW 300 kHz
#VBW 300 kHz
Stop 2.48350 GHz
Sweep 1.133 ms (1001 pts)
Frequency
Auto Tune
Center Freq
2.441750000 GHz
Start Freq
2.400000000 GHz
Stop Freq
2.483500000 GHz
CF Step
8.350000 MHz
Auto
Man
Freq Offset
0 Hz

Appendix G: Band edge measurements

Test Result

TestMode	Antenna	ChName	Frequency[MHz]	RefLevel [dBm]	Result [dBm]	Limit [dBm]	Verdict
DH5	Ant1	Low	2402	0.59	-56.66	≤-19.41	PASS
		High	2480	-1.38	-56.85	≤-21.38	PASS
		Low	Hop_2402	0.33	-57.09	≤-19.67	PASS
		High	Hop_2480	-1.47	-56.02	≤-21.47	PASS
2DH5	Ant1	Low	2402	0.96	-55.47	≤-19.04	PASS
		High	2480	-1.57	-56.56	≤-21.57	PASS
		Low	Hop_2402	-1.17	-56.06	≤-21.17	PASS
		High	Hop_2480	-2.65	-56.17	≤-22.65	PASS
3DH5	Ant1	Low	2402	0.82	-55.7	≤-19.18	PASS
		High	2480	-1.97	-57.24	≤-21.97	PASS
		Low	Hop_2402	-1.78	-56.95	≤-21.78	PASS
		High	Hop_2480	-1.84	-56.84	≤-21.84	PASS

Test Graphs

DH5_Ant1_Low_2402

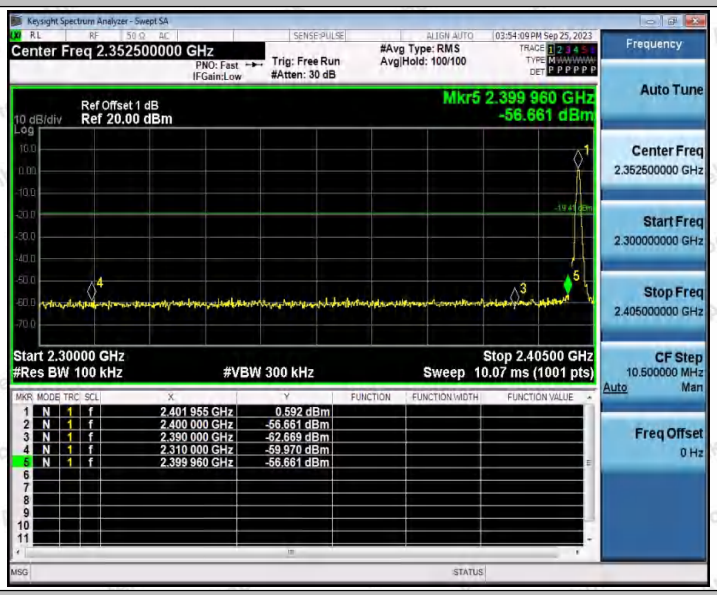

DH5_Ant1_High_2480

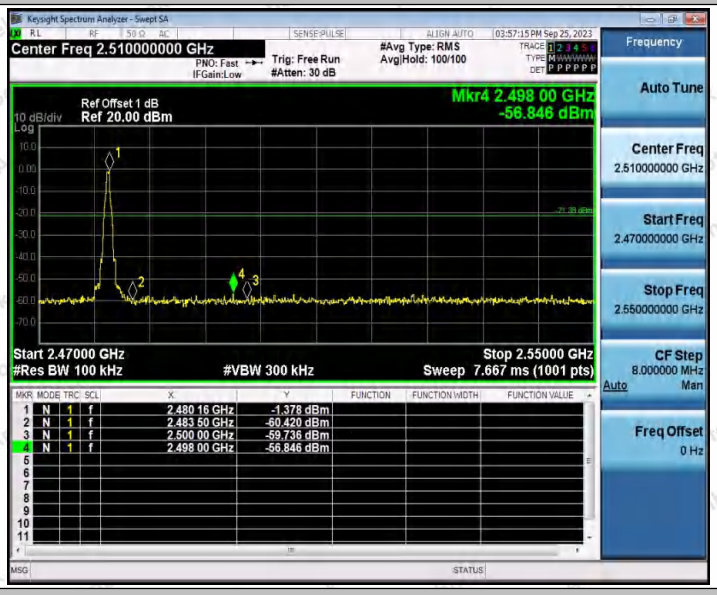

DH5_Ant1_Low_Hop_2402

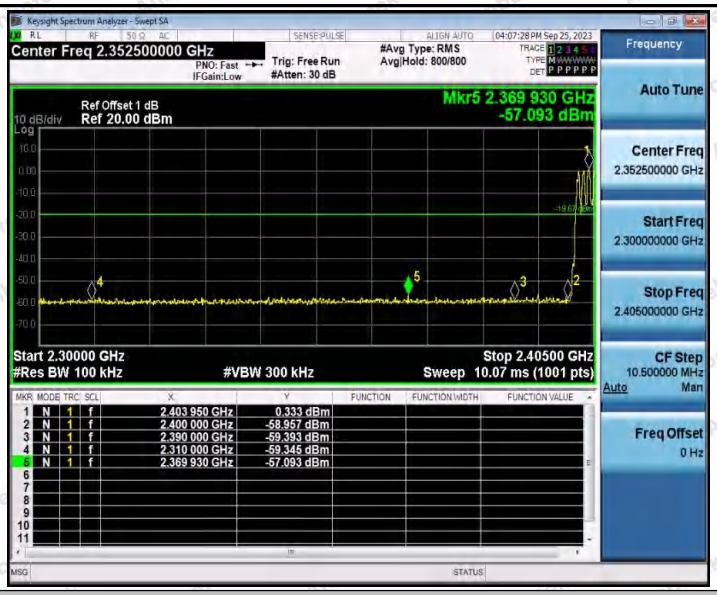

DH5_Ant1_High_Hop_2480

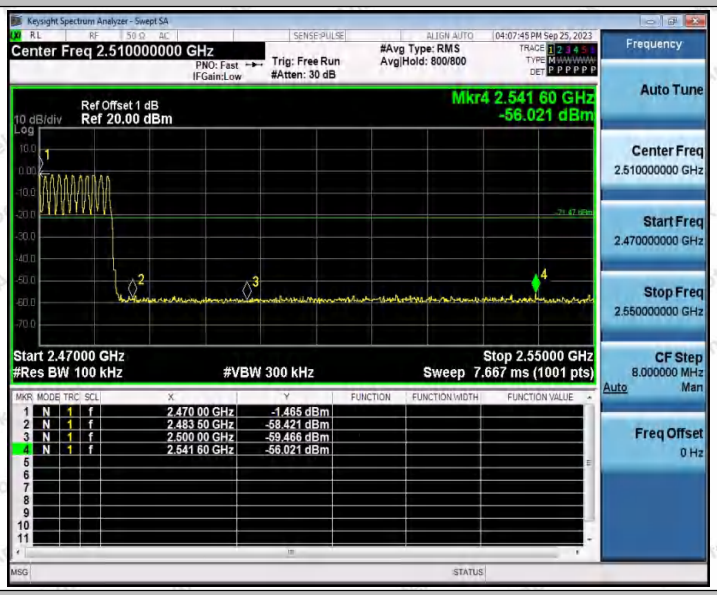

2DH5_Ant1_Low_2402

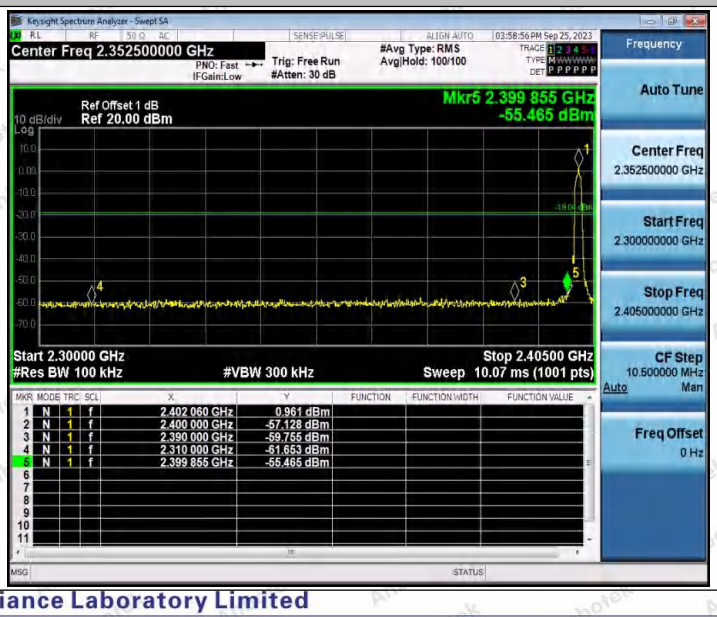

2DH5_Ant1_High_2480

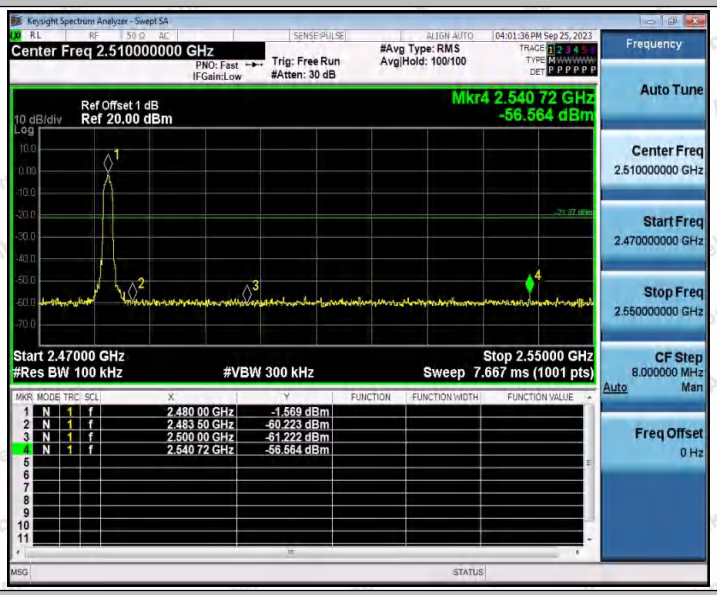

2DH5_Ant1_Low_Hop_2402

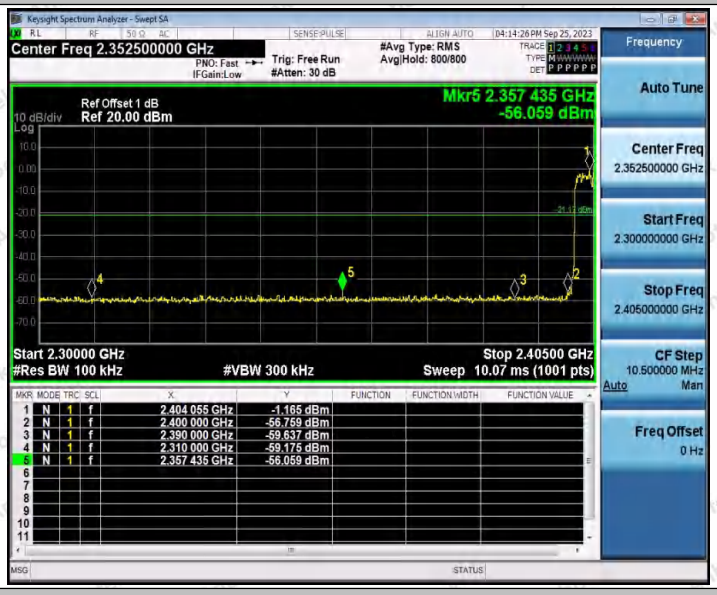

2DH5_Ant1_High_Hop_2480

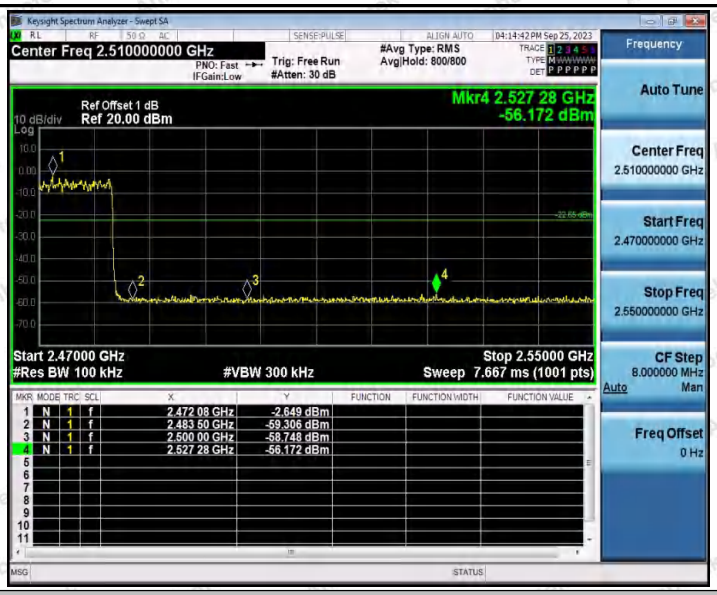

3DH5_Ant1_Low_2402

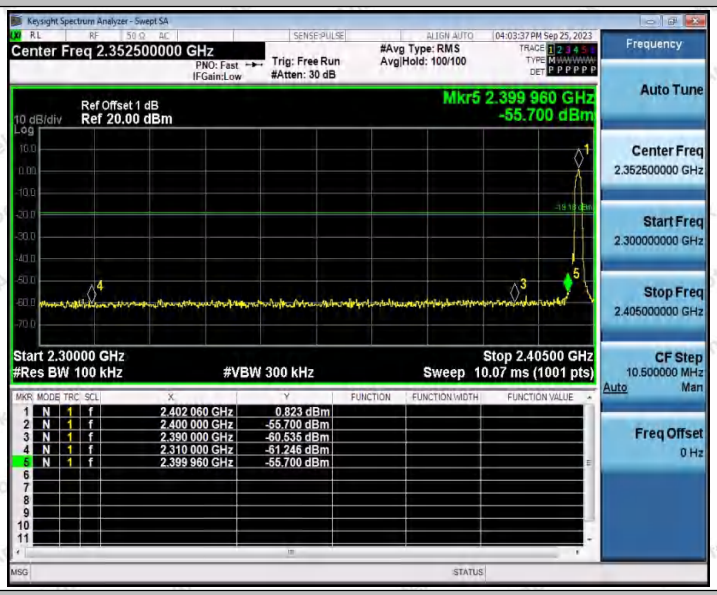

3DH5_Ant1_High_2480

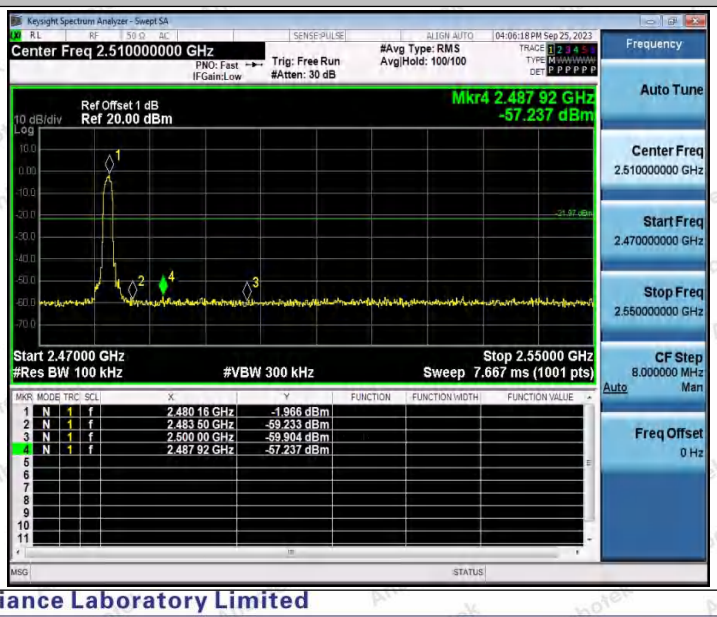

3DH5_Ant1_Low_Hop_2402

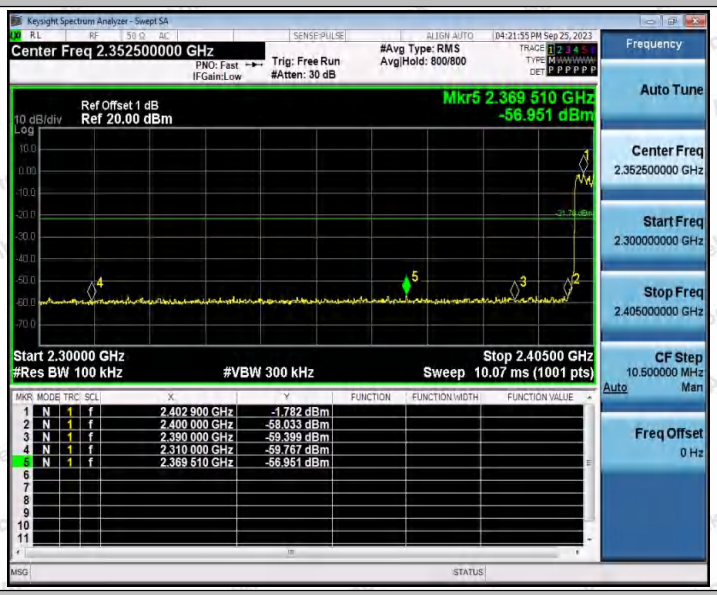

3DH5_Ant1_High_Hop_2480

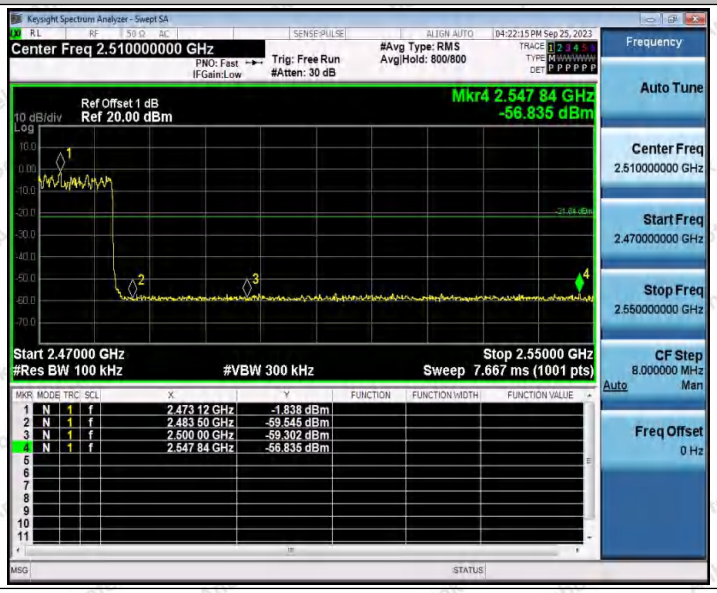

Appendix H: Conducted Spurious Emission

Test Result

TestMode	Antenna	Frequency[MHz]	FreqRange [MHz]	RefLevel [dBm]	Result [dBm]	Limit [dBm]	Verdict
DH5	Ant1	2402	Reference	0.21	0.21	---	PASS
			30~1000	0.21	-51.41	≤-19.79	PASS
			1000~26500	0.21	-48.2	≤-19.79	PASS
		2441	Reference	-1.12	-1.12	---	PASS
			30~1000	-1.12	-50.8	≤-21.12	PASS
			1000~26500	-1.12	-49.17	≤-21.12	PASS
		2480	Reference	-1.81	-1.81	---	PASS
			30~1000	-1.81	-50.61	≤-21.81	PASS
			1000~26500	-1.81	-49.72	≤-21.81	PASS
2DH5	Ant1	2402	Reference	-1.79	-1.79	---	PASS
			30~1000	-1.79	-54.3	≤-21.79	PASS
			1000~26500	-1.79	-48.52	≤-21.79	PASS
		2441	Reference	-2.13	-2.13	---	PASS
			30~1000	-2.13	-53.54	≤-22.13	PASS
			1000~26500	-2.13	-49.09	≤-22.13	PASS
		2480	Reference	-4.04	-4.04	---	PASS
			30~1000	-4.04	-53.32	≤-24.04	PASS
			1000~26500	-4.04	-49.73	≤-24.04	PASS
3DH5	Ant1	2402	Reference	-1.70	-1.70	---	PASS
			30~1000	-1.70	-53.47	≤-21.7	PASS
			1000~26500	-1.70	-48.32	≤-21.7	PASS
		2441	Reference	-2.81	-2.81	---	PASS
			30~1000	-2.81	-51.72	≤-22.81	PASS
			1000~26500	-2.81	-49.22	≤-22.81	PASS
		2480	Reference	-1.46	-1.46	---	PASS
			30~1000	-1.46	-53.08	≤-21.46	PASS
			1000~26500	-1.46	-49.7	≤-21.46	PASS

Test Graphs

DH5_Ant1_2402_0~Reference

DH5_Ant1_2402_30~1000

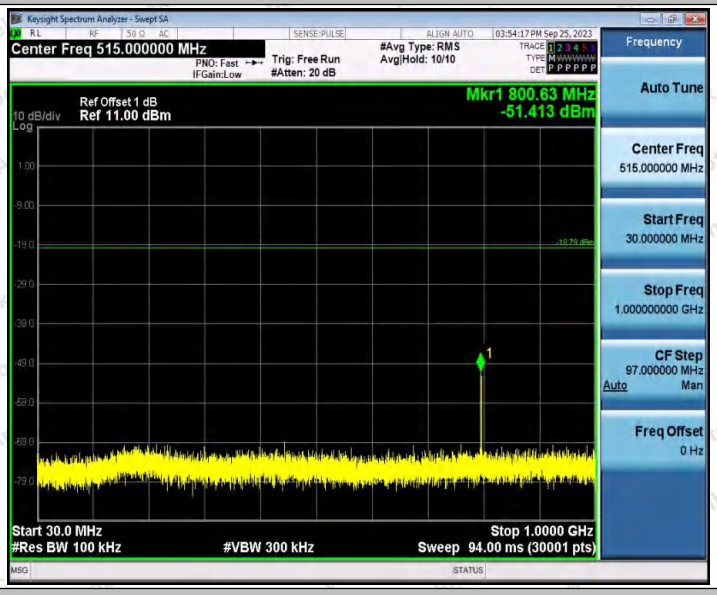

DH5_Ant1_2402_1000~26500

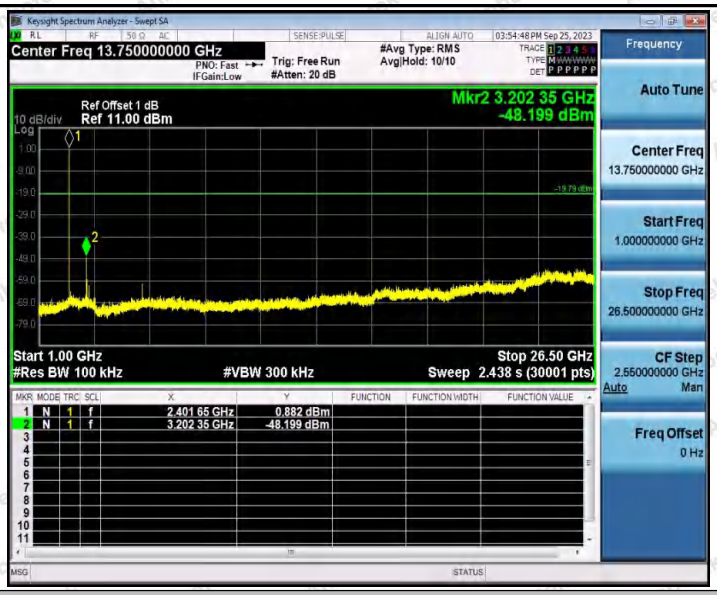

DH5_Ant1_2441_0~Reference

DH5_Ant1_2441_30~1000

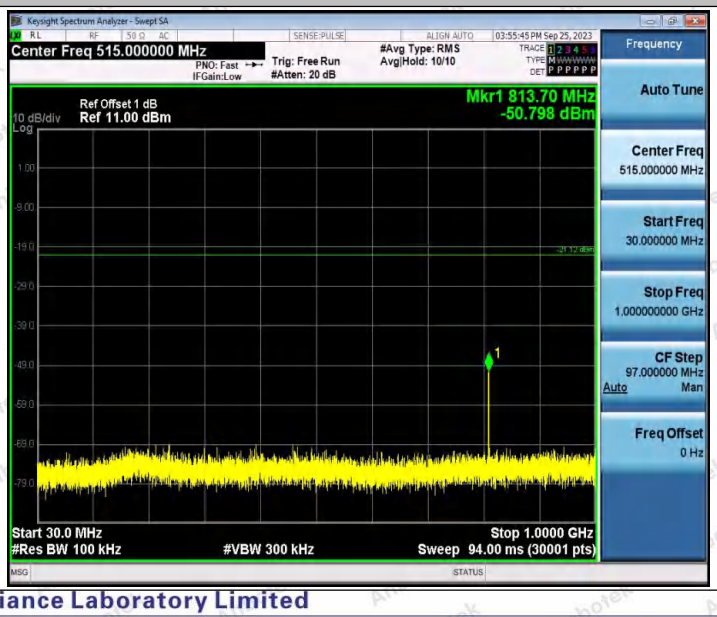

DH5_Ant1_2441_1000~26500

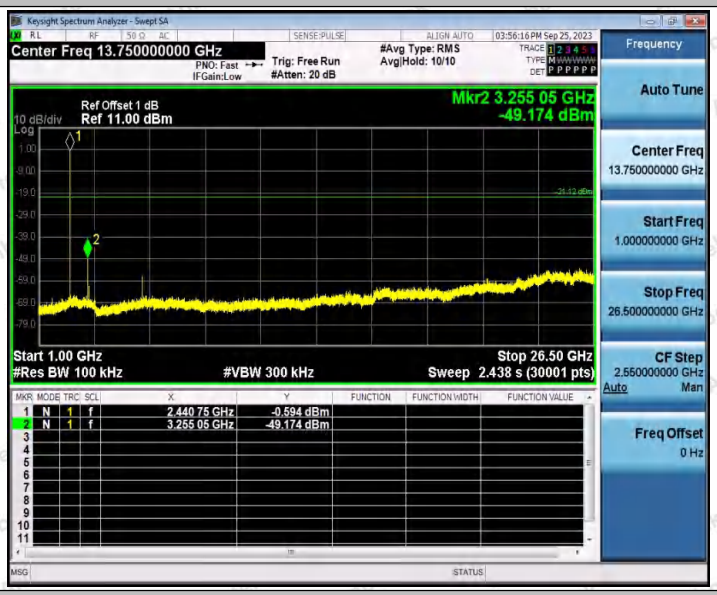

DH5_Ant1_2480_0~Reference

DH5_Ant1_2480_30~1000

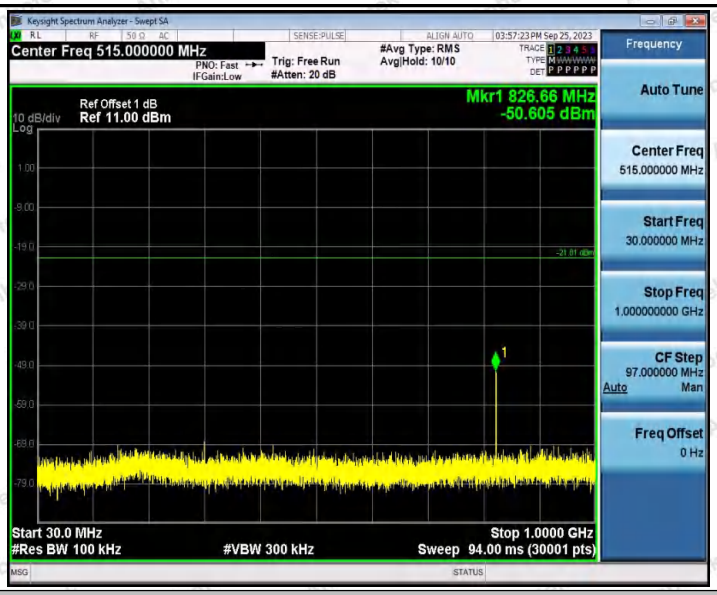

DH5_Ant1_2480_1000~26500

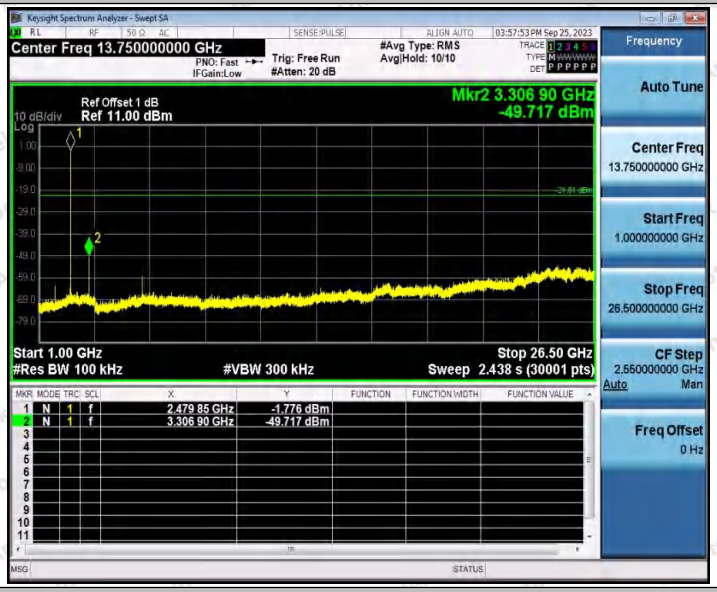

2DH5_Ant1_2402_0~Reference

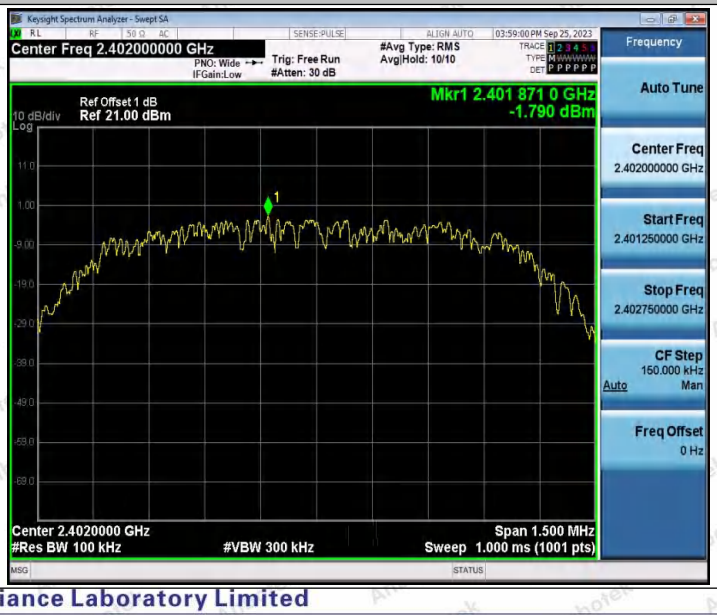

2DH5_Ant1_2402_30~1000

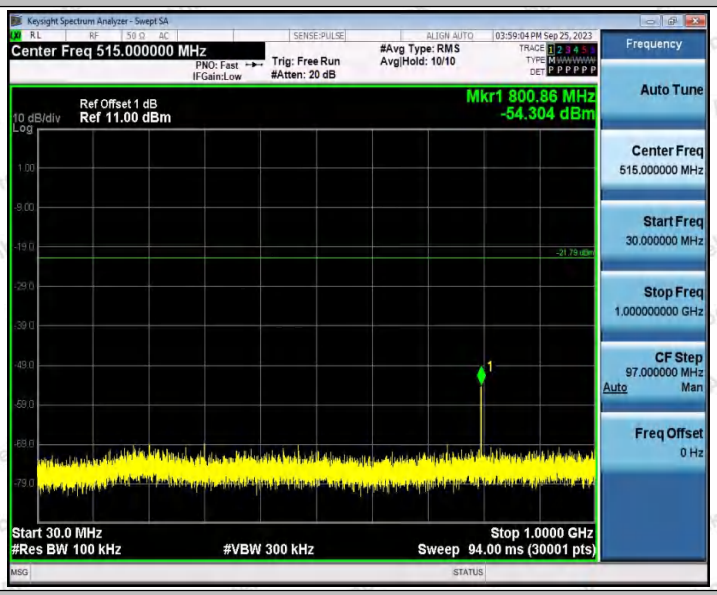

2DH5_Ant1_2402_1000~26500

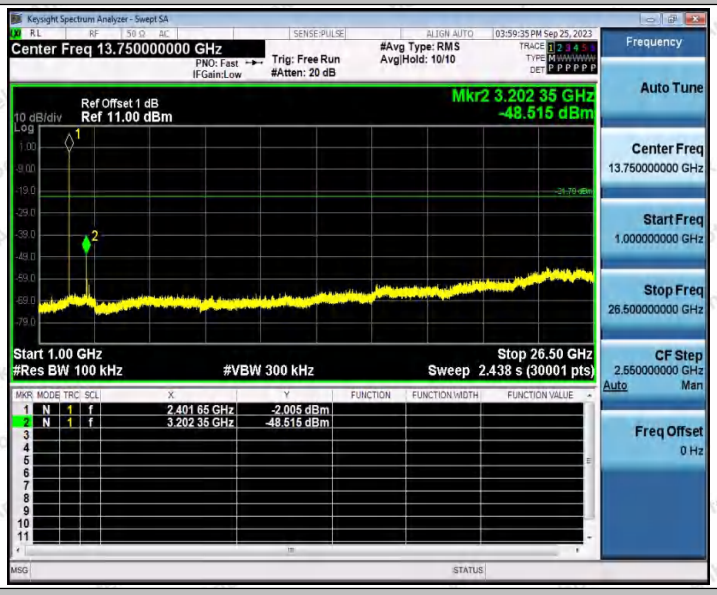

2DH5_Ant1_2441_0~Reference

2DH5_Ant1_2441_30~1000

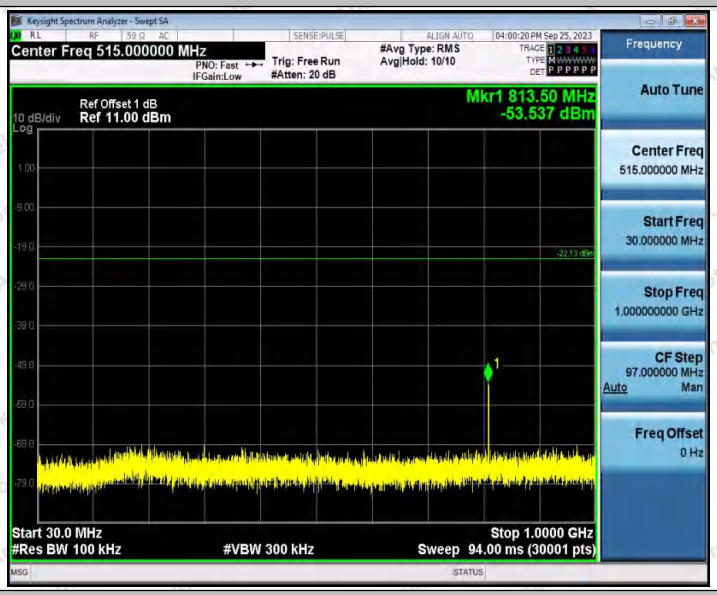

2DH5_Ant1_2441_1000~26500

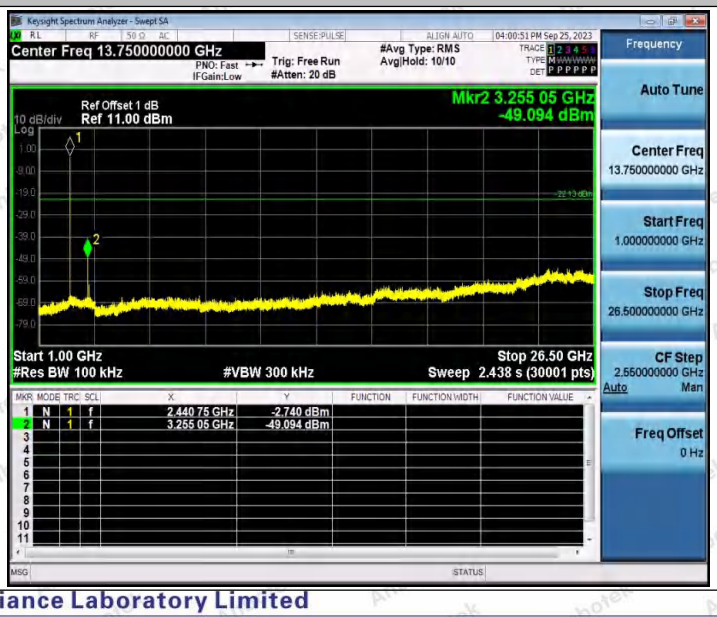

2DH5_Ant1_2480_0~Reference

2DH5_Ant1_2480_30~1000

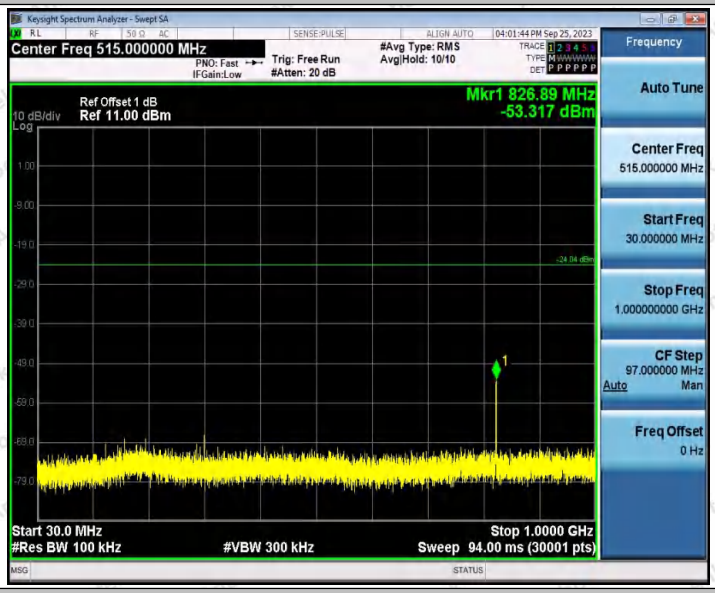

2DH5_Ant1_2480_1000~26500

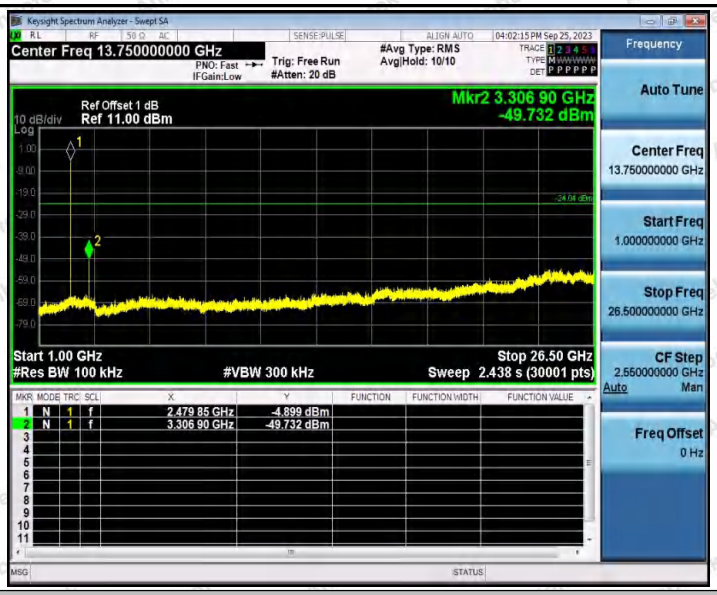

3DH5_Ant1_2402_0~Reference

3DH5_Ant1_2402_30~1000

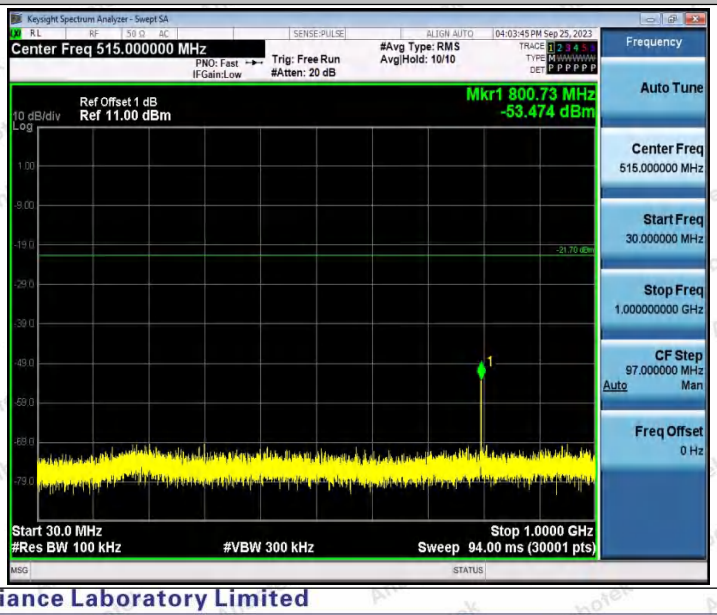

3DH5_Ant1_2402_1000~26500

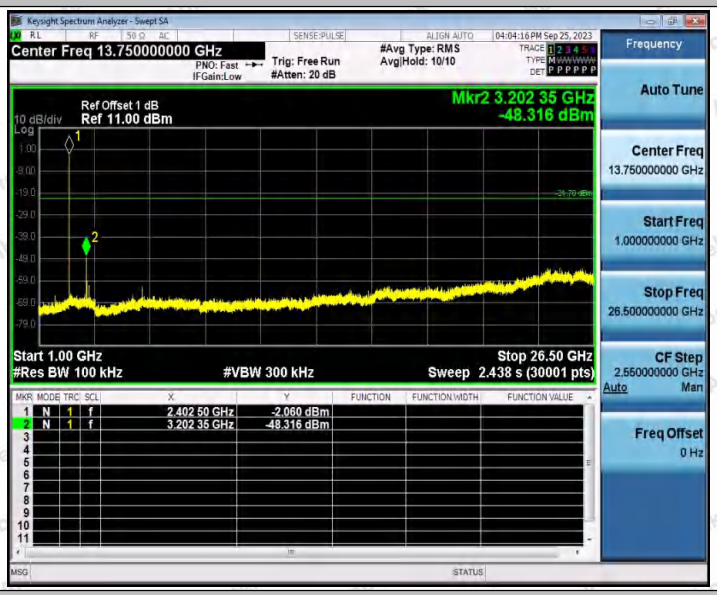

3DH5_Ant1_2441_0~Reference

3DH5_Ant1_2441_30~1000

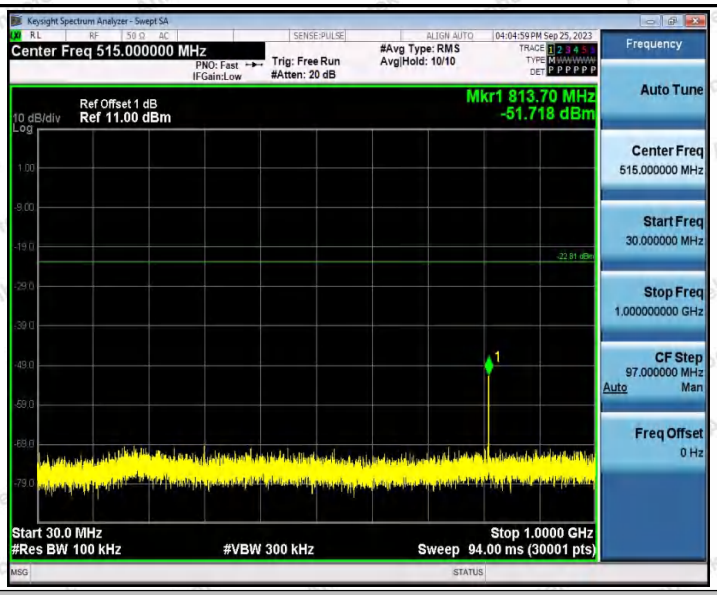

3DH5_Ant1_2441_1000~26500

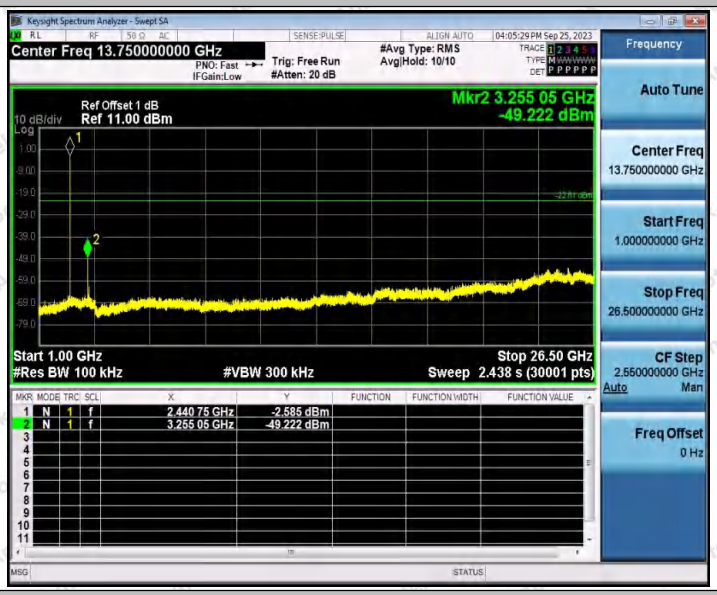

3DH5_Ant1_2480_0~Reference

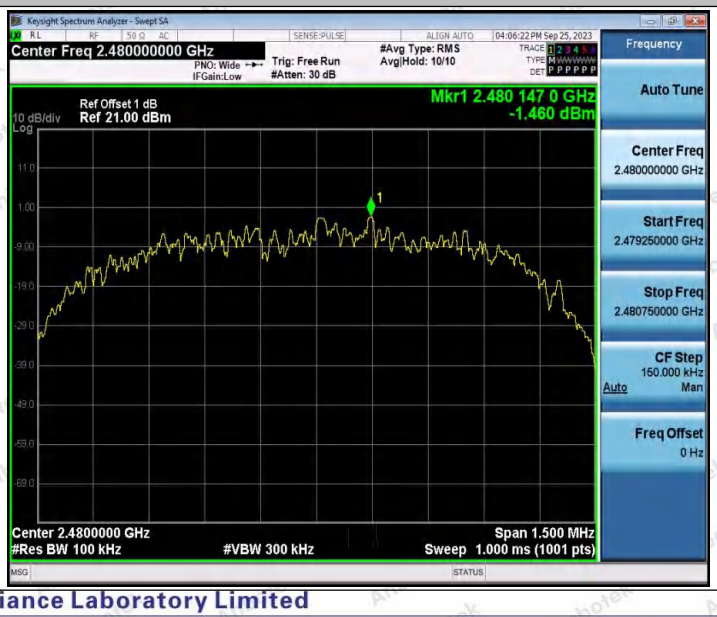

3DH5_Ant1_2480_30~1000

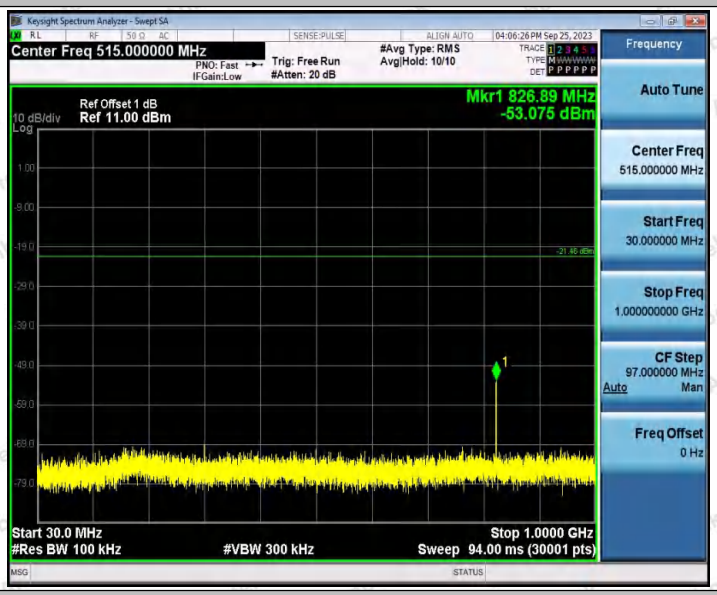

3DH5_Ant1_2480_1000~26500

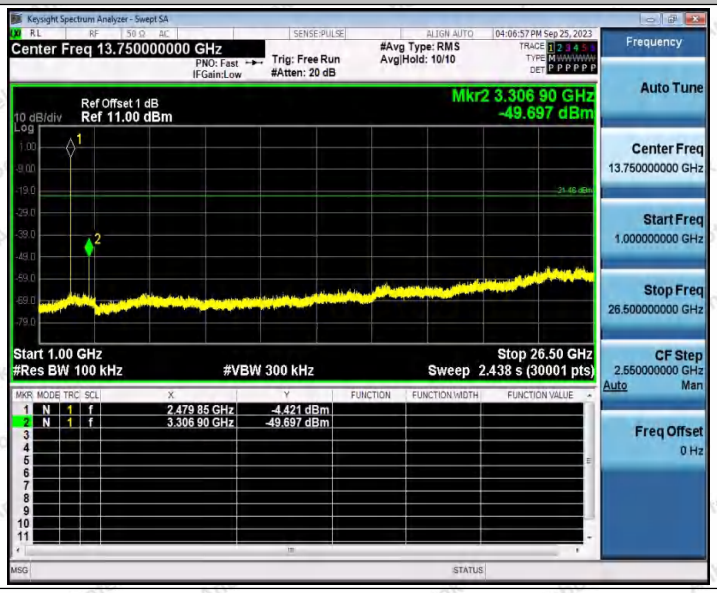

Appendix I: Duty Cycle

Test Result

TestMode	Antenna	Frequency[MHz]	ON Time [ms]	Period [ms]	Duty Cycle [%]	Duty Cycle Factor[dB]
DH5	Ant1	2402	2.88	3.75	76.80	1.15
		2441	2.88	3.74	77.01	1.13
		2480	2.88	3.75	76.80	1.15
2DH5	Ant1	2402	2.89	3.75	77.07	1.13
		2441	2.89	3.75	77.07	1.13
		2480	2.88	3.74	77.01	1.13
3DH5	Ant1	2402	2.89	3.74	77.27	1.12
		2441	2.89	3.76	76.86	1.14
		2480	2.89	3.75	77.07	1.13

Test Graphs

DH5_Ant1_2402

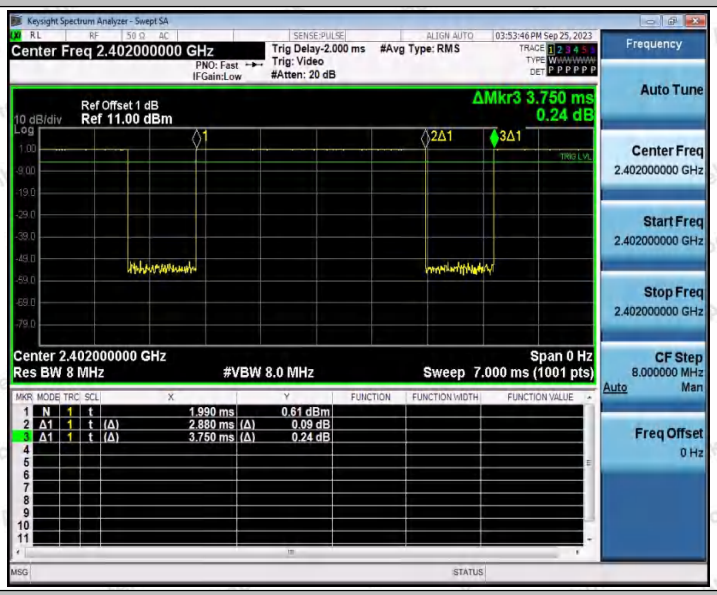

DH5_Ant1_2441

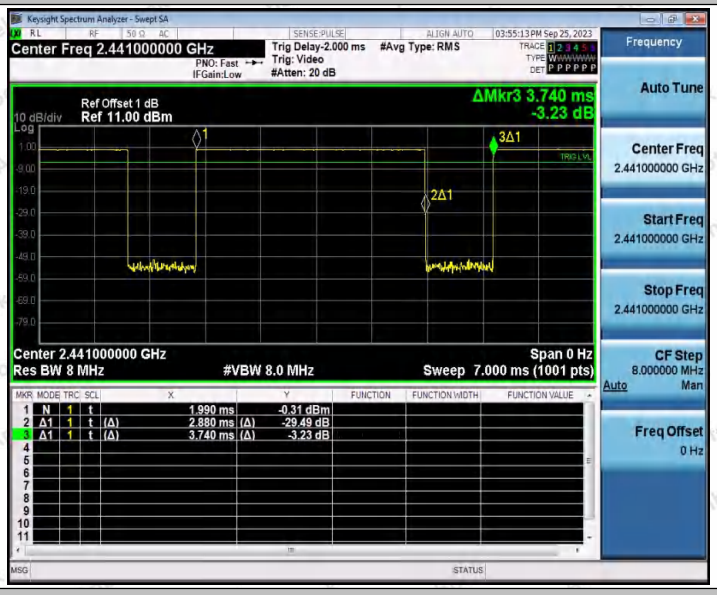

DH5_Ant1_2480

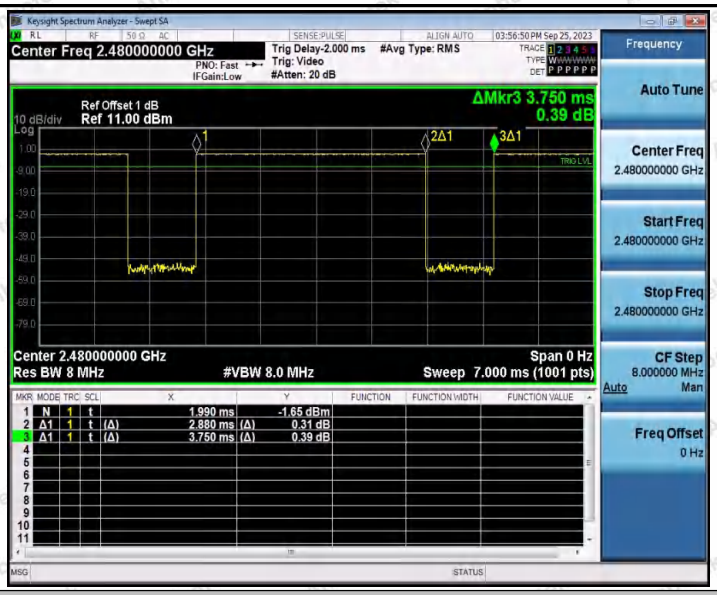

2DH5_Ant1_2402

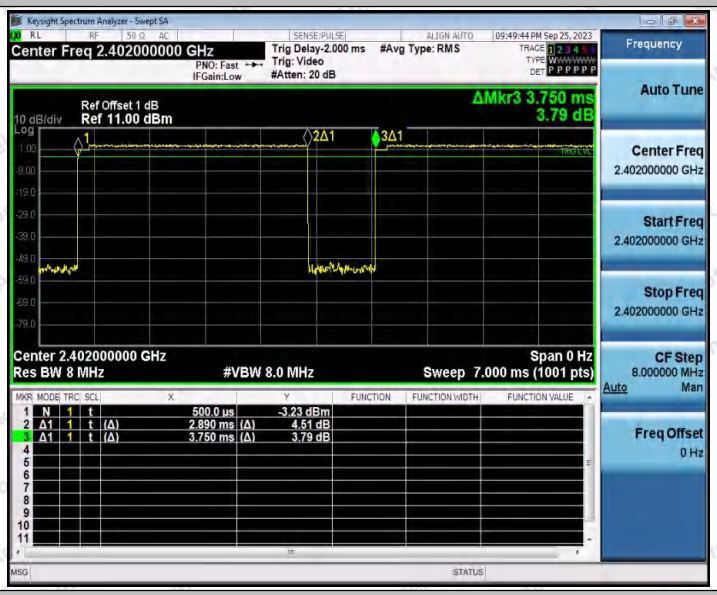

2DH5_Ant1_2441

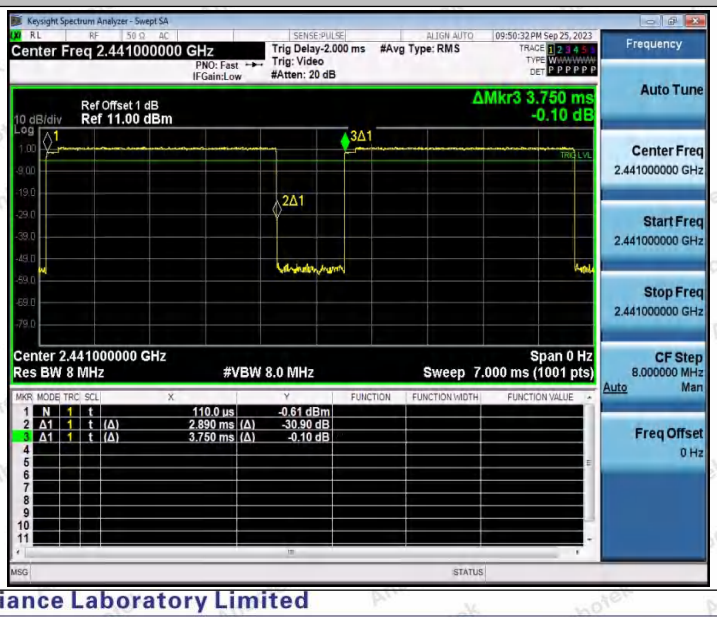

2DH5_Ant1_2480

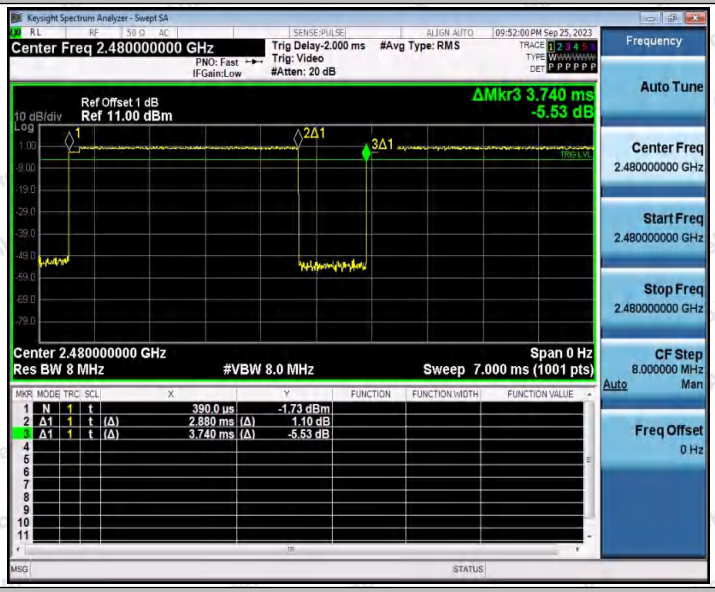

3DH5_Ant1_2402

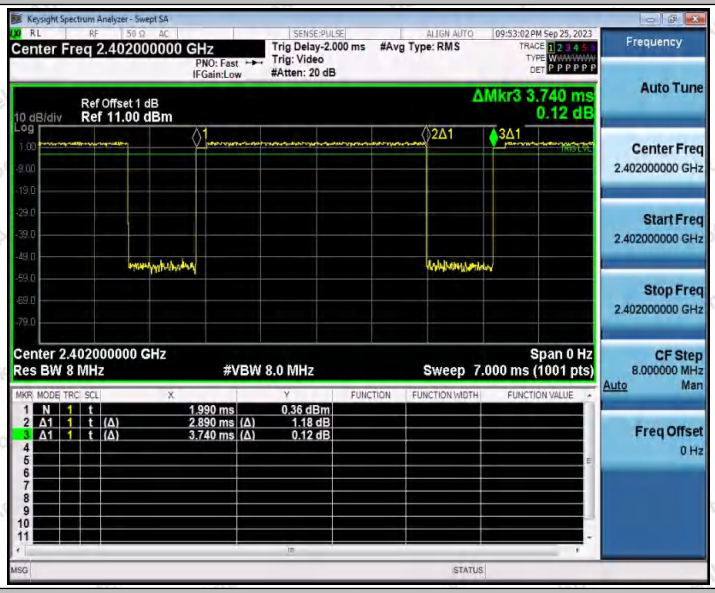

3DH5_Ant1_2441

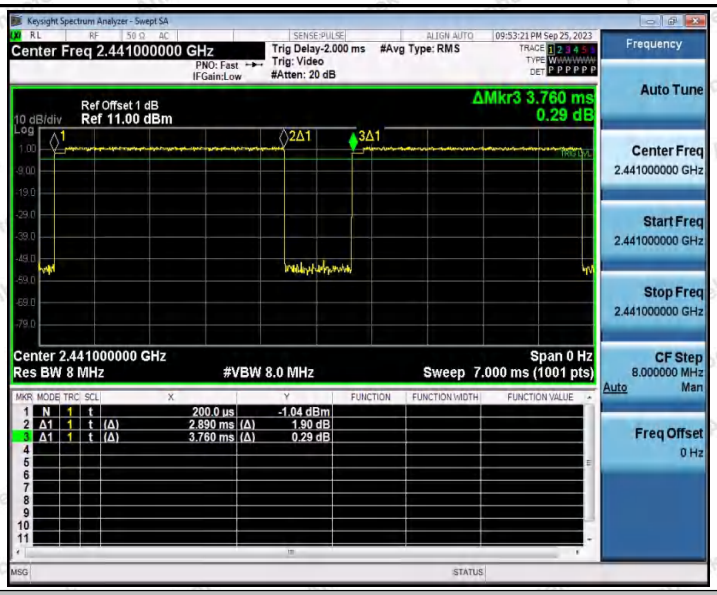

3DH5_Ant1_2480

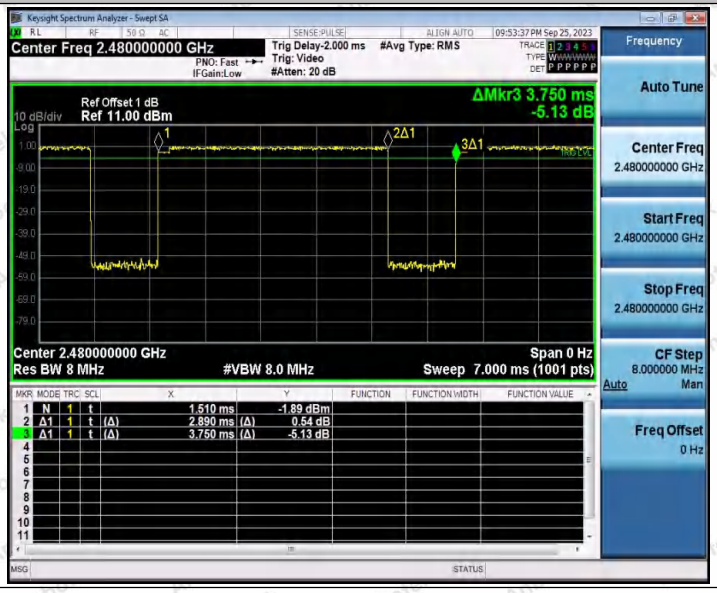

---End---