Appendix Test Data

Report No.:	18220WC30206503	Test Sample No.:	1-2-2
Start Test Date:	2023.09.21	Finish Test Date:	2023.11.17
Test Engineer:	Hayman Chen	Auditor:	Rick Luo
Temperature:	25.9℃	Relative Humidity:	48.7%
Pressure:	101kPa		

Appendix A: DTS Bandwidth

Test Result

TestMode	Antenna	Frequency[MHz]	DTS BW [MHz]	FL[MHz]	FH[MHz]	Limit[MHz]	Verdict
11B	Ant1	2412	9.600	2406.960	2416.560	≥0.5	PASS
		2437	9.680	2432.000	2441.680	≥0.5	PASS
		2462	9.480	2457.520	2467.000	≥0.5	PASS
11G	Ant1	2412	16.400	2403.800	2420.200	≥0.5	PASS
		2437	16.360	2428.840	2445.200	≥0.5	PASS
		2462	16.320	2453.840	2470.160	≥0.5	PASS
11N20SISO	Ant1	2412	16.840	2403.560	2420.400	≥0.5	PASS
		2437	17.400	2428.400	2445.800	≥0.5	PASS
		2462	16.960	2453.520	2470.480	≥0.5	PASS
11N40SISO	Ant1	2422	36.300	2403.820	2440.120	≥0.5	PASS
		2437	36.360	2418.820	2455.180	≥0.5	PASS
		2452	35.760	2434.000	2469.760	≥0.5	PASS

Test Graphs

11B_Ant1_2412

11B_Ant1_2437

11B_Ant1_2462

11G_Ant1_2412

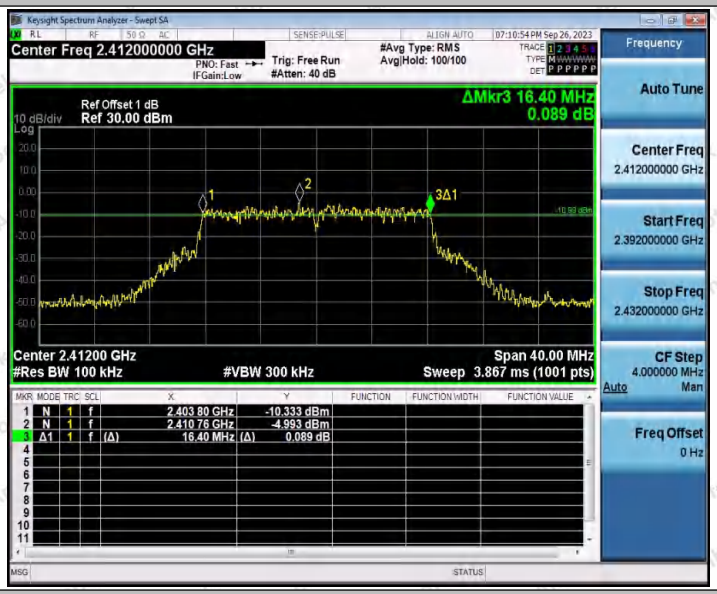

11G_Ant1_2437

11G_Ant1_2462

11N20SISO_Ant1_2412

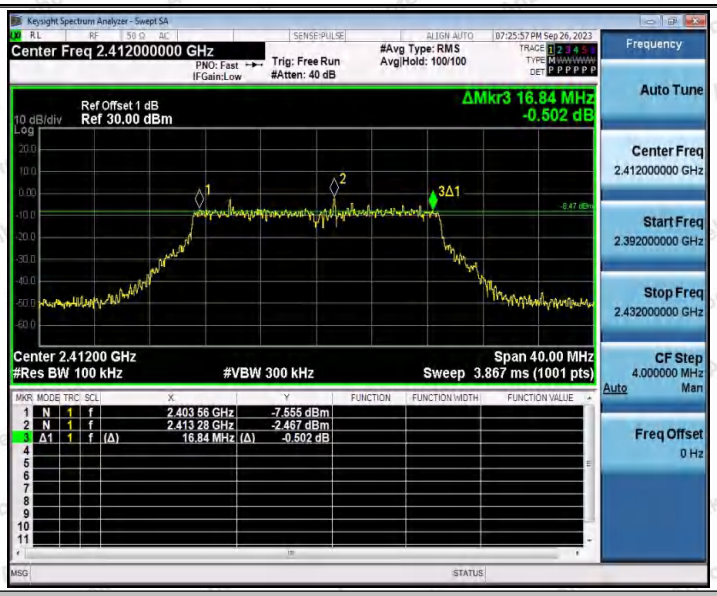

11N20SISO_Ant1_2437

11N20SISO_Ant1_2462

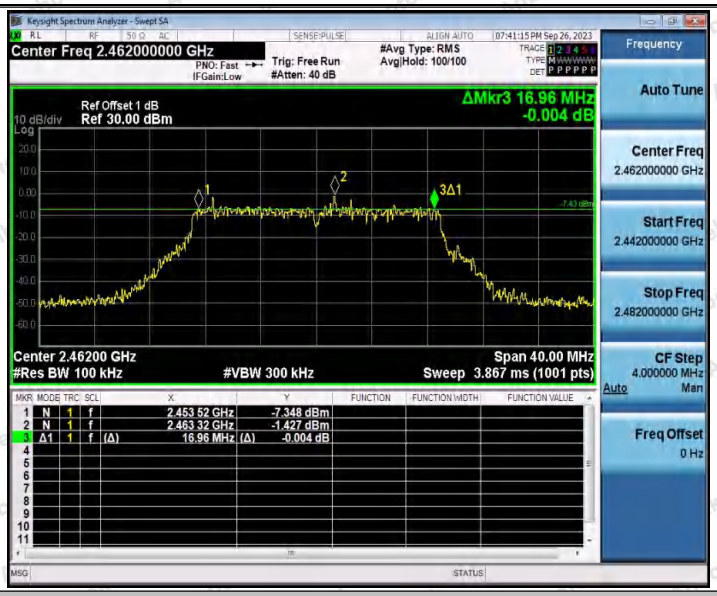

11N40SISO_Ant1_2422

11N40SISO_Ant1_2437

11N40SISO_Ant1_2452

Appendix B: Occupied Channel Bandwidth

Test Result

TestMode	Antenna	Channel Frequency[MHz]	OCB [MHz]	FL[MHz]	FH[MHz]	Limit[MHz]	Verdict
11B	Ant1	2412	13.321	2405.3681	2418.6891	---	---
		2437	13.256	2430.4023	2443.6583	---	---
		2462	13.279	2455.4133	2468.6923	---	---
11G	Ant1	2412	17.006	2403.6311	2420.6371	---	---
		2437	17.188	2428.3865	2445.5745	---	---
		2462	17.078	2453.6051	2470.6831	---	---
11N20SISO	Ant1	2412	18.240	2402.9793	2421.2193	---	---
		2437	18.162	2427.9564	2446.1184	---	---
		2462	18.152	2452.9856	2471.1376	---	---
11N40SISO	Ant1	2422	36.536	2403.8237	2440.3597	---	---
		2437	36.406	2418.8364	2455.2424	---	---
		2452	36.348	2433.8689	2470.2169	---	---

Test Graphs

11B_Ant1_2412

11B_Ant1_2437

11B_Ant1_2462

11G_Ant1_2412

11G_Ant1_2437

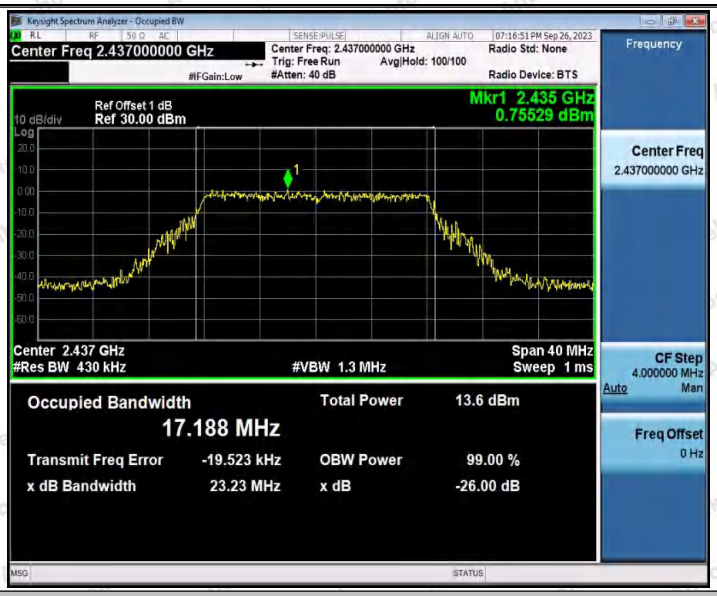

11G_Ant1_2462

11N20SISO_Ant1_2412

11N20SISO_Ant1_2437

11N20SISO_Ant1_2462

11N40SISO_Ant1_2422

11N40SISO_Ant1_2437

11N40SISO_Ant1_2452

Appendix C: Maximum conducted output power

Test Result Peak

TestMode	Antenna	Frequency[MHz]	Peak Power[dBm]	Conducted Limit[dBm]
11B	Ant1	2412	13.88	≤30.00
		2437	14.47	≤30.00
		2462	14.73	≤30.00
11G	Ant1	2412	13.82	≤30.00
		2437	14.62	≤30.00
		2462	14.29	≤30.00
11N20SISO	Ant1	2412	13.73	≤30.00
		2437	14.58	≤30.00
		2462	14.75	≤30.00
11N40SISO	Ant1	2422	14.80	≤30.00
		2437	15.50	≤30.00
		2452	15.17	≤30.00

Appendix D: Maximum power spectral density

Test Result

TestMode	Antenna	Frequency[MHz]	Result[dBm/3kHz]	Limit[dBm/3kHz]	Verdict
11B	Ant1	2412	-12.66	≤8.00	PASS
		2437	-11.03	≤8.00	PASS
		2462	-10.74	≤8.00	PASS
11G	Ant1	2412	-16.9	≤8.00	PASS
		2437	-16.15	≤8.00	PASS
		2462	-16.15	≤8.00	PASS
11N20SISO	Ant1	2412	-17.08	≤8.00	PASS
		2437	-15.94	≤8.00	PASS
		2462	-16.06	≤8.00	PASS
11N40SISO	Ant1	2422	-16.66	≤8.00	PASS
		2437	-16.27	≤8.00	PASS
		2452	-15.56	≤8.00	PASS

Test Graphs

11B_Ant1_2412

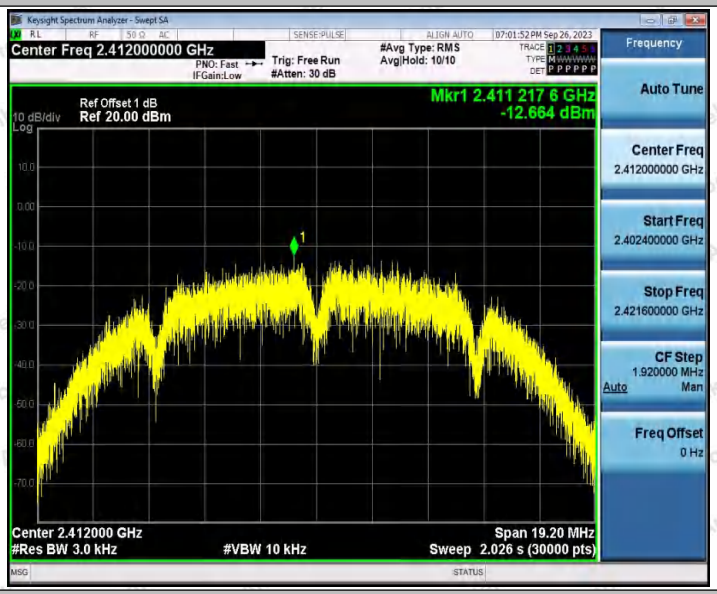

11B_Ant1_2437

11B_Ant1_2462

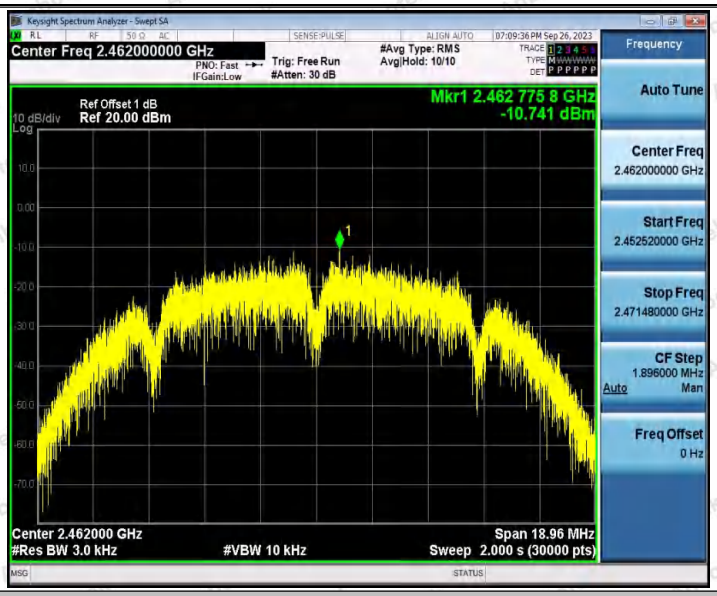

11G_Ant1_2412

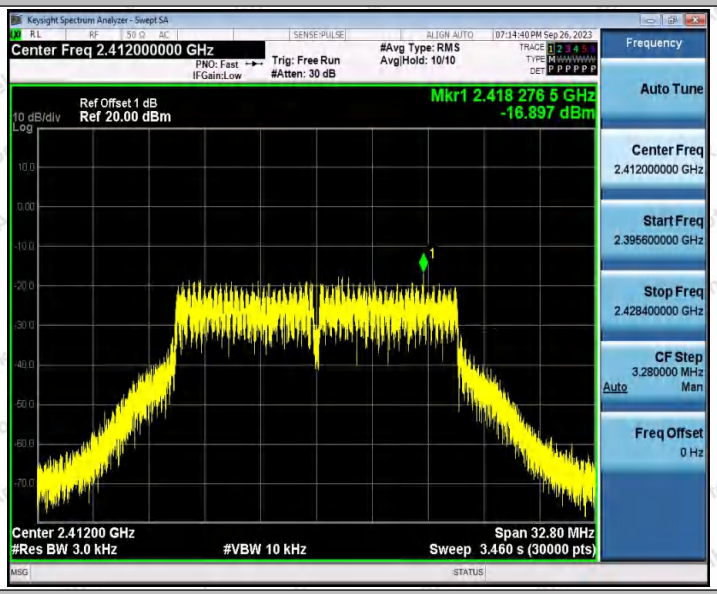

11G_Ant1_2437

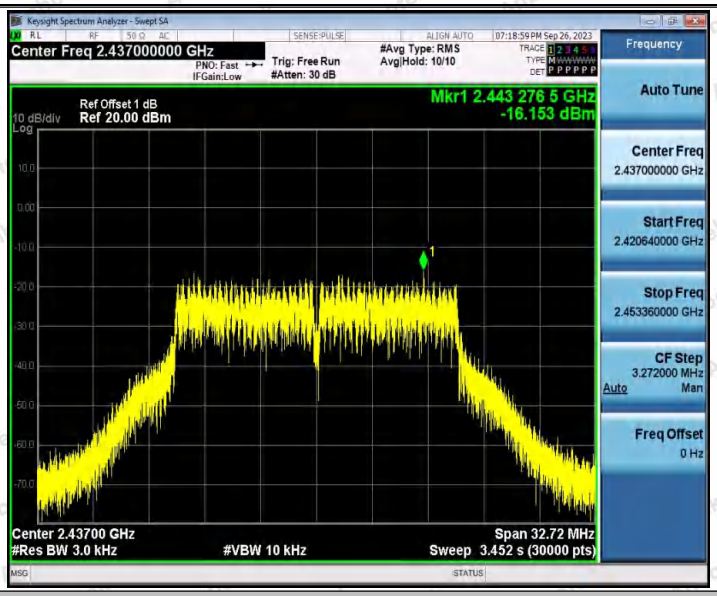

11G_Ant1_2462

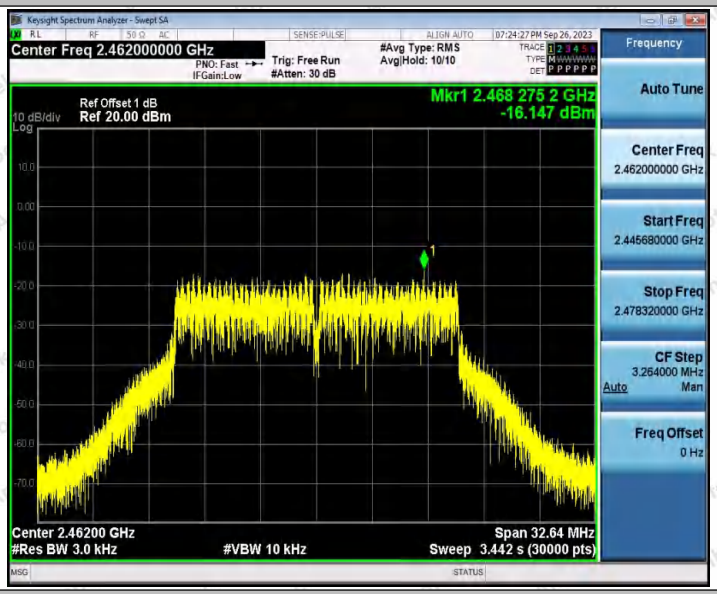

11N20SISO_Ant1_2412

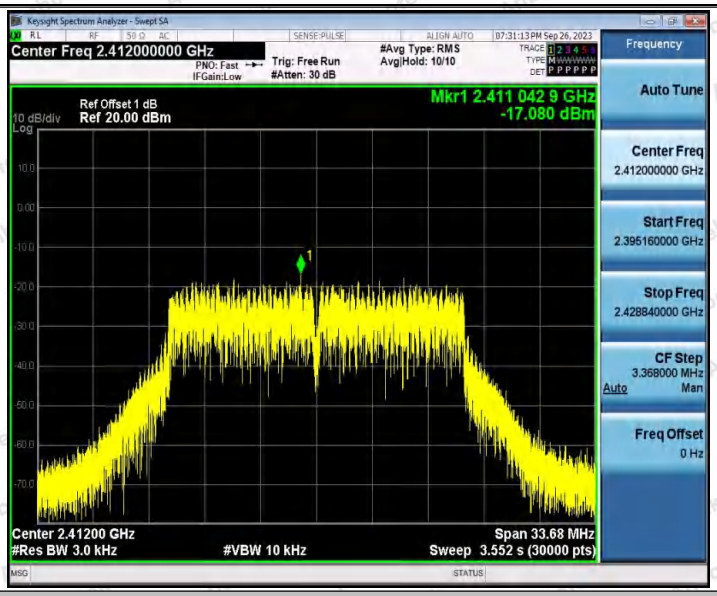

11N20SISO_Ant1_2437

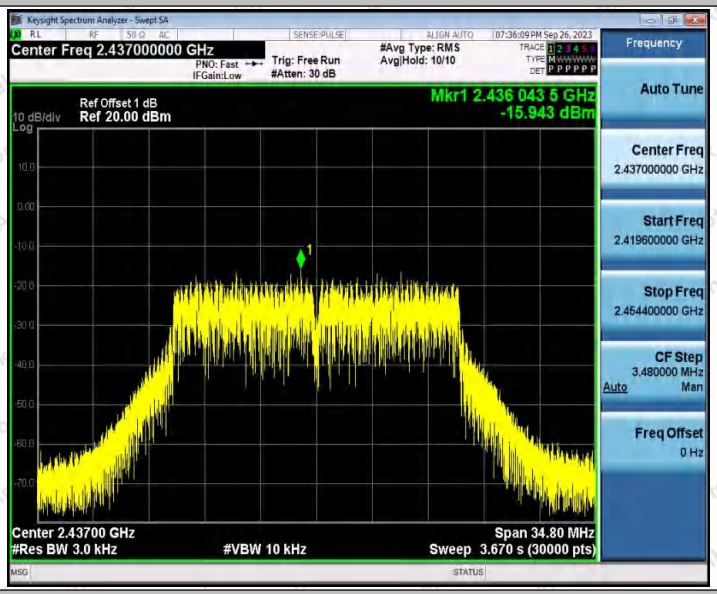

11N20SISO_Ant1_2462

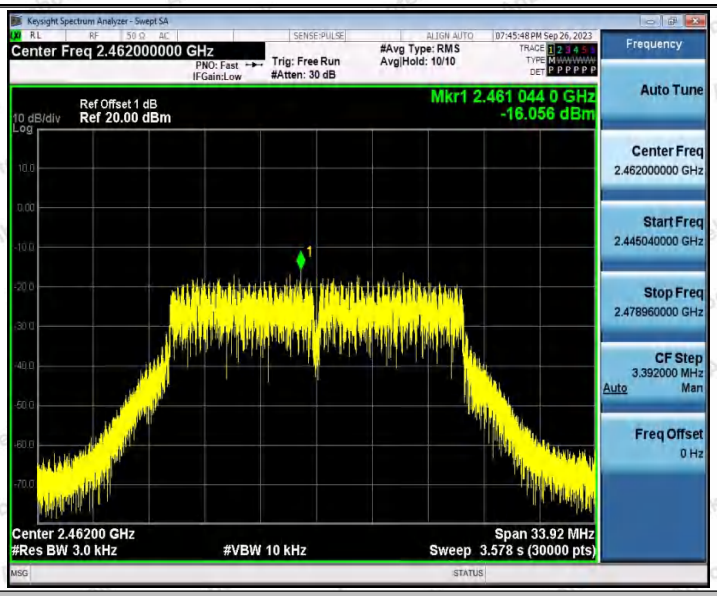

11N40SISO_Ant1_2422

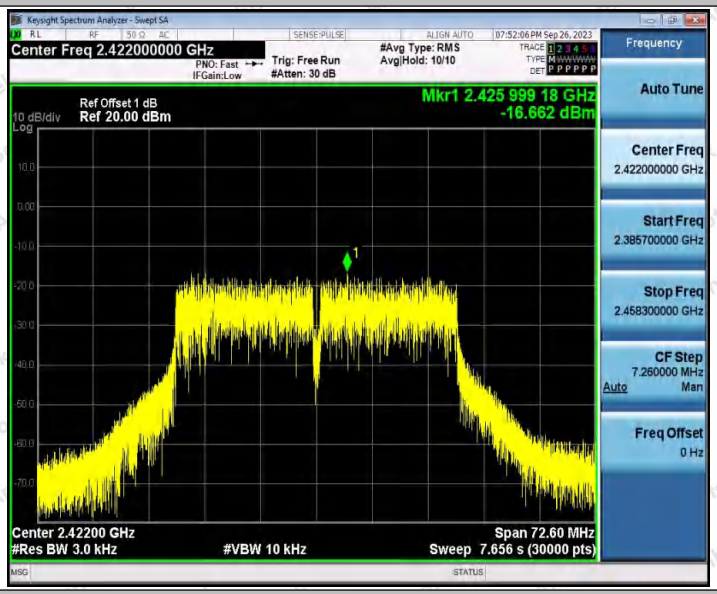

11N40SISO_Ant1_2437

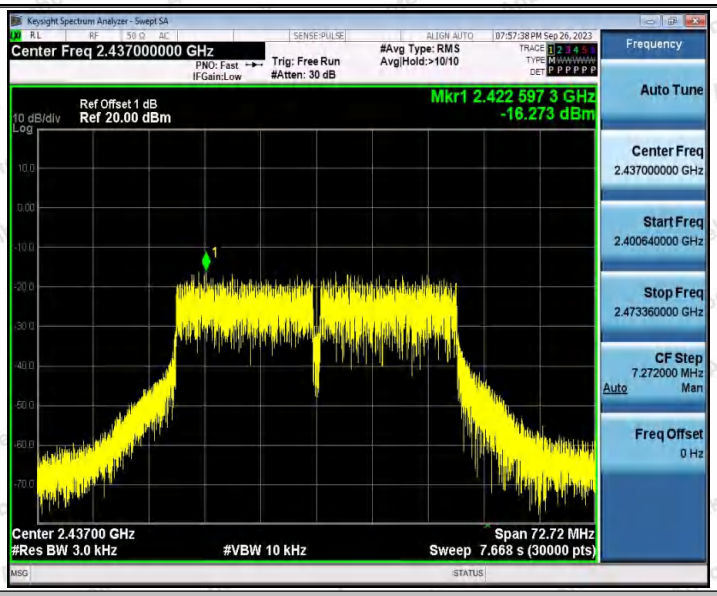

11N40SISO_Ant1_2452

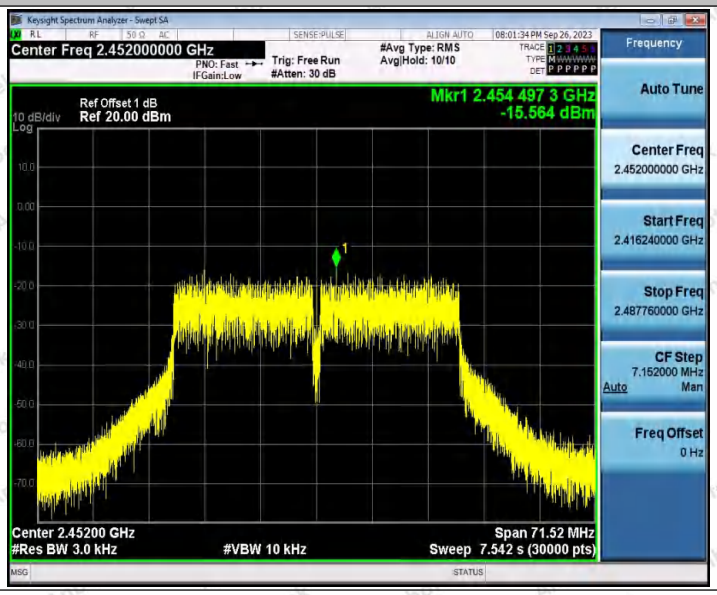

Appendix E: Band edge measurements

Test Result

TestMode	Antenna	ChName	Frequency[MHz]	RefLevel[dBm]	Result[dBm]	Limit[dBm]	Verdict
11B	Ant1	Low	2412	0.66	-45.88	≤-19.34	PASS
		High	2462	0.94	-51.5	≤-19.06	PASS
11G	Ant1	Low	2412	-3.01	-37.96	≤-23.01	PASS
		High	2462	-1.95	-50.64	≤-21.95	PASS
11N20SISO	Ant1	Low	2412	-4.26	-39.2	≤-24.26	PASS
		High	2462	-3.18	-48.64	≤-23.18	PASS
11N40SISO	Ant1	Low	2422	-2.74	-27.5	≤-22.74	PASS
		High	2452	-1.84	-40.35	≤-21.84	PASS

Test Graphs

11B_Ant1_Low_2412

11B_Ant1_High_2462

11G_Ant1_Low_2412

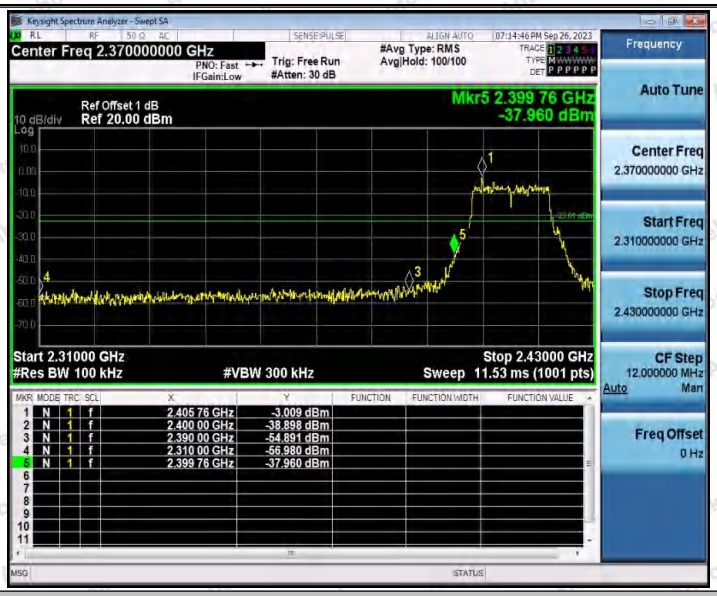

11G_Ant1_High_2462

11N20SISO_Ant1_Low_2412

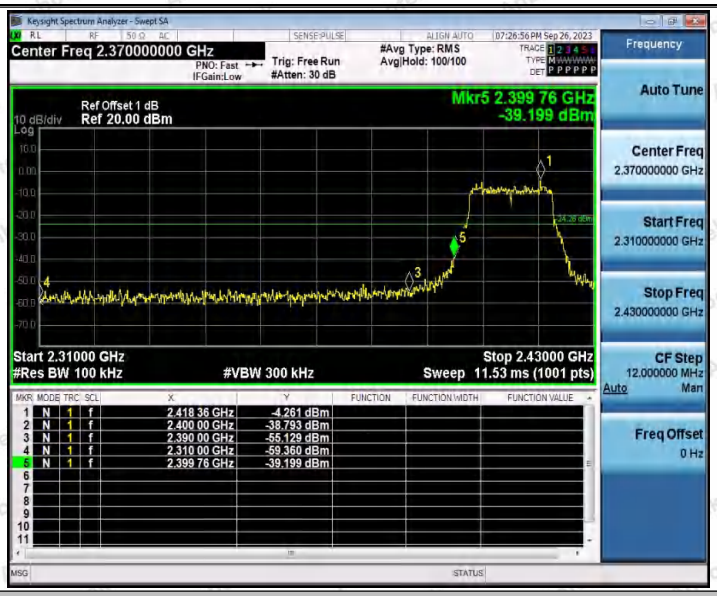

11N20SISO_Ant1_High_2462

11N40SISO_Ant1_Low_2422

11N40SISO_Ant1_High_2452

Appendix F: Conducted Spurious Emission

Test Result

TestMode	Antenna	Frequency[MHz]	FreqRange [Mhz]	RefLevel [dBm]	Result [dBm]	Limit [dBm]	Verdict
11B	Ant1	2412	Reference	1.63	1.63	---	PASS
			30~1000	1.63	-52.18	≤-18.37	PASS
			1000~26500	1.63	-47.99	≤-18.37	PASS
		2437	Reference	1.61	1.61	---	PASS
			30~1000	1.61	-50.65	≤-18.39	PASS
			1000~26500	1.61	-49.38	≤-18.39	PASS
		2462	Reference	1.65	1.65	---	PASS
			30~1000	1.65	-49.64	≤-18.35	PASS
			1000~26500	1.65	-52.94	≤-18.35	PASS
11G	Ant1	2412	Reference	-2.43	-2.43	---	PASS
			30~1000	-2.43	-57.38	≤-22.43	PASS
			1000~26500	-2.43	-48.03	≤-22.43	PASS
		2437	Reference	-1.78	-1.78	---	PASS
			30~1000	-1.78	-55.68	≤-21.78	PASS
			1000~26500	-1.78	-54.06	≤-21.78	PASS
		2462	Reference	-1.82	-1.82	---	PASS
			30~1000	-1.82	-52.13	≤-21.82	PASS
			1000~26500	-1.82	-53.04	≤-21.82	PASS
11N20SISO	Ant1	2412	Reference	-3.17	-3.17	---	PASS
			30~1000	-3.17	-56.21	≤-23.17	PASS
			1000~26500	-3.17	-53.19	≤-23.17	PASS
		2437	Reference	-2.62	-2.62	---	PASS
			30~1000	-2.62	-55.98	≤-22.62	PASS
			1000~26500	-2.62	-48.8	≤-22.62	PASS
		2462	Reference	-6.13	-6.13	---	PASS
			30~1000	-6.13	-55.88	≤-26.13	PASS
			1000~26500	-6.13	-49.98	≤-26.13	PASS
11N40SISO	Ant1	2422	Reference	-2.15	-2.15	---	PASS
			30~1000	-2.15	-53.48	≤-22.15	PASS
			1000~26500	-2.15	-53.26	≤-22.15	PASS
		2437	Reference	-5.43	-5.43	---	PASS
			30~1000	-5.43	-57.78	≤-25.43	PASS
			1000~26500	-5.43	-49.27	≤-25.43	PASS
		2452	Reference	-1.53	-1.53	---	PASS
			30~1000	-1.53	-57.34	≤-21.53	PASS

			1000~26500	-1.53	-53.26	≤-21.53	PASS

Test Graphs

11B_Ant1_2412_0~Reference

11B_Ant1_2412_30~1000

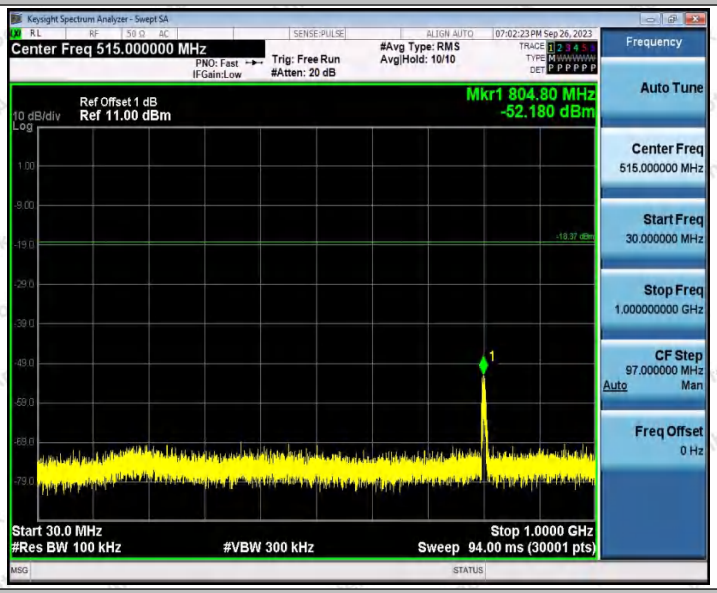

11B_Ant1_2412_1000~26500

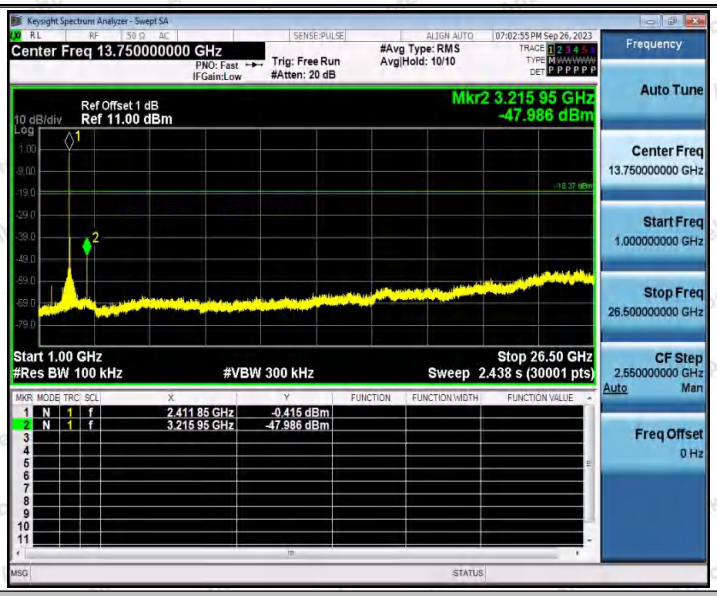

11B_Ant1_2437_0~Reference

11B_Ant1_2437_30~1000

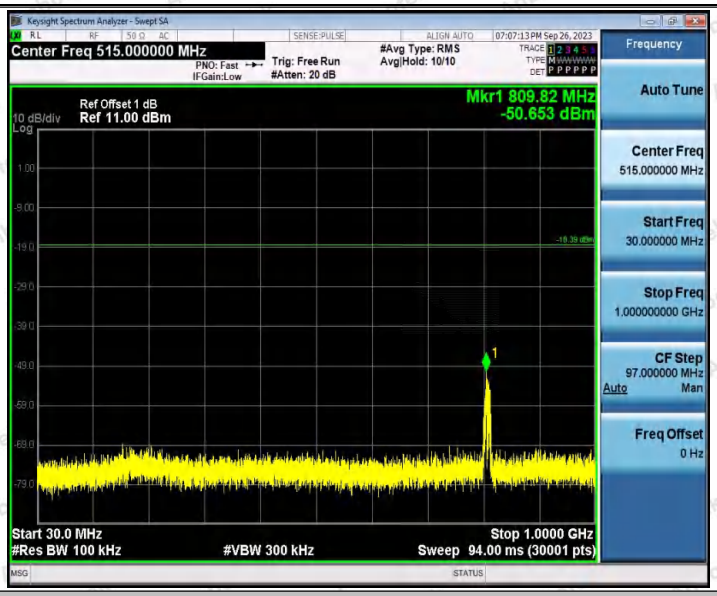

11B_Ant1_2437_1000~26500

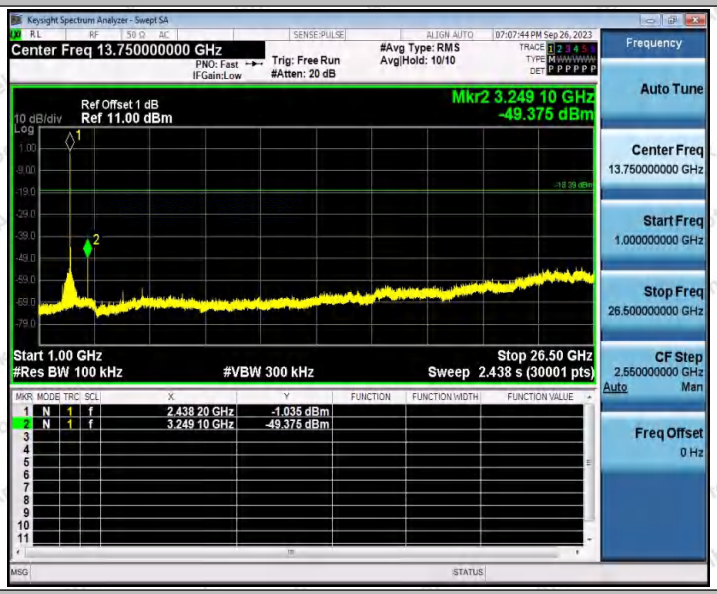

11B_Ant1_2462_0~Reference

11B_Ant1_2462_30~1000

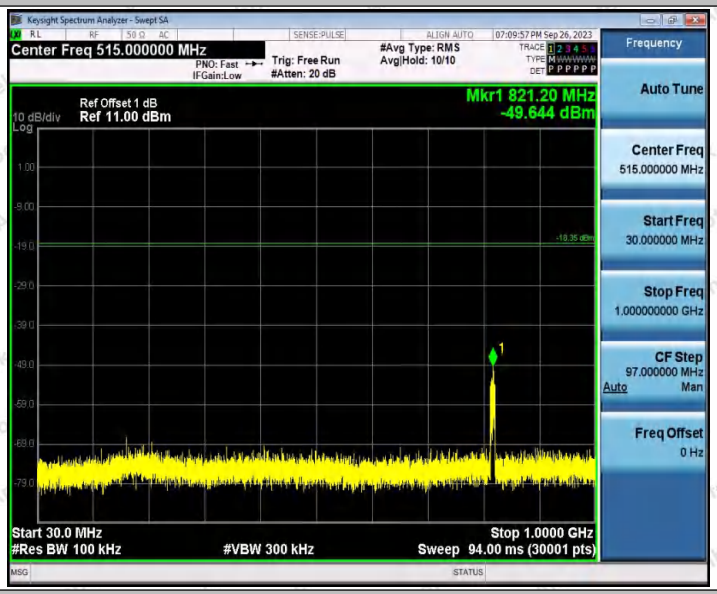

11B_Ant1_2462_1000~26500

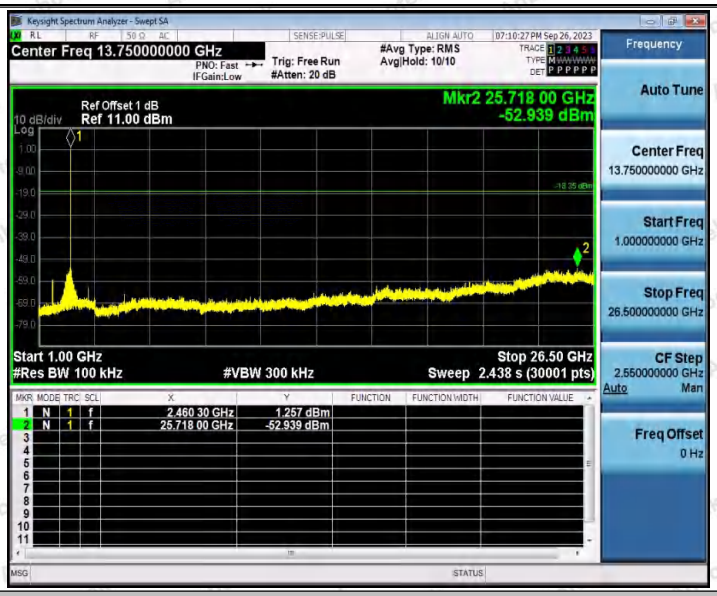

11G_Ant1_2412_0~Reference

11G_Ant1_2412_30~1000

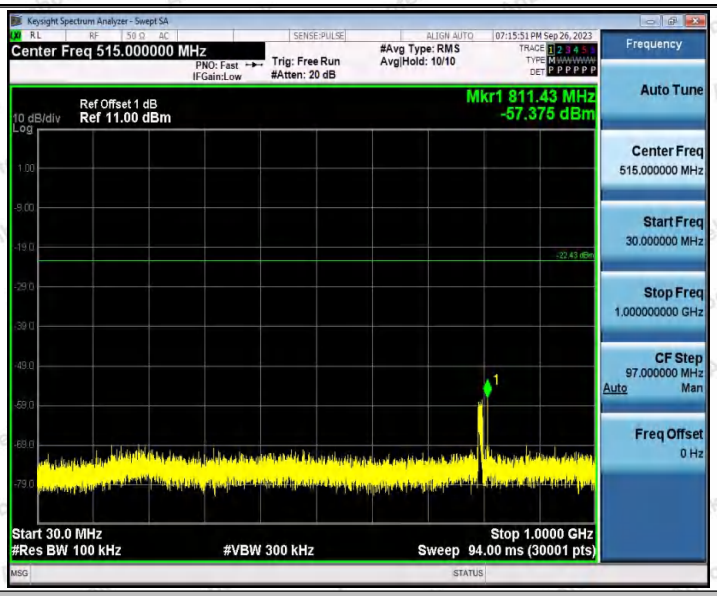

11G_Ant1_2412_1000~26500

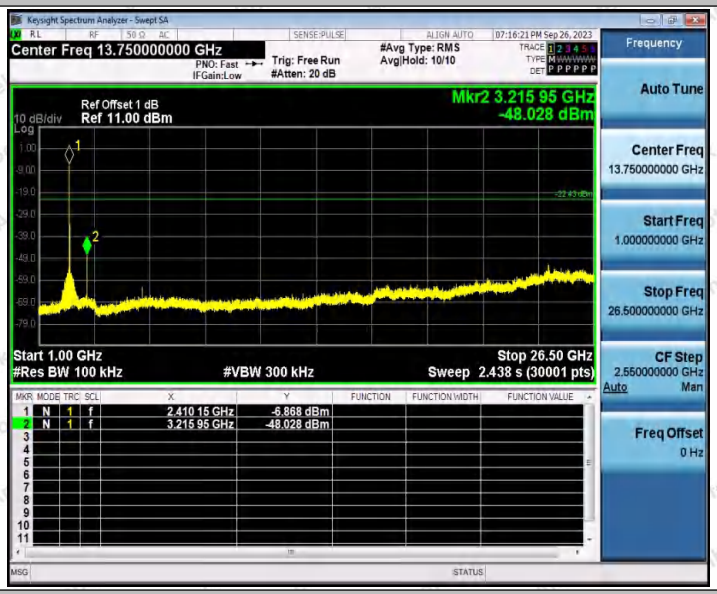

11G_Ant1_2437_0~Reference

11G_Ant1_2437_30~1000

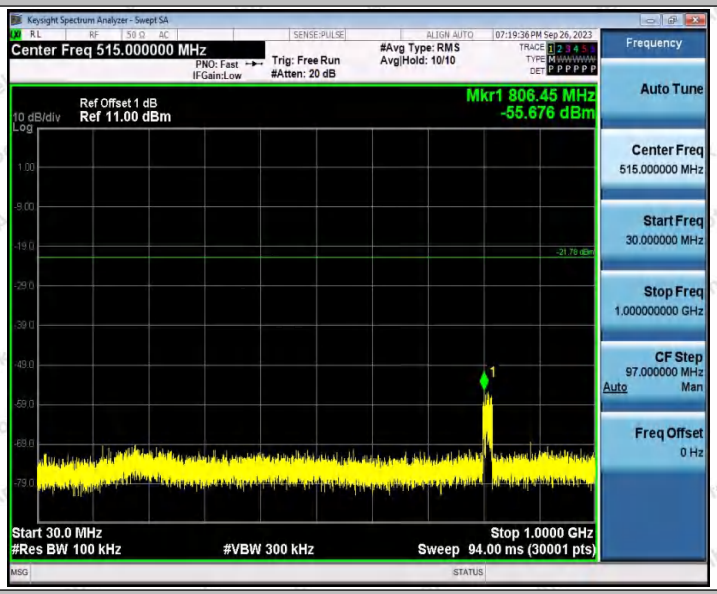

11G_Ant1_2437_1000~26500

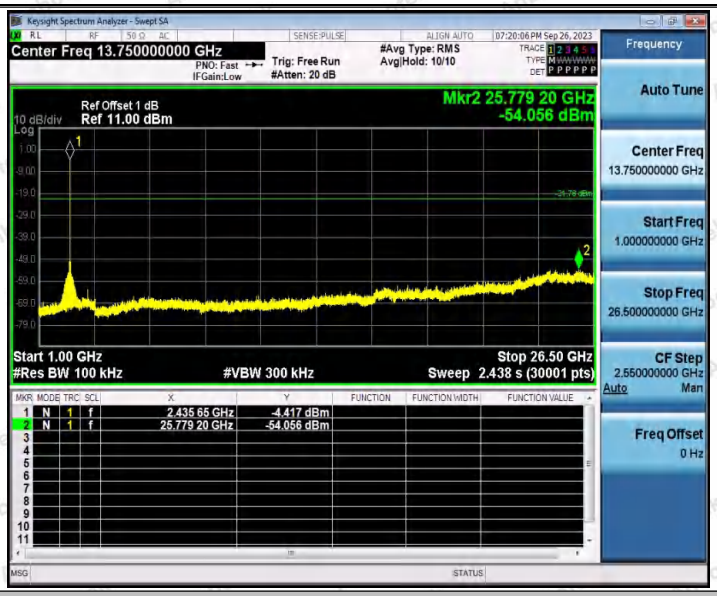

11G_Ant1_2462_0~Reference

11G_Ant1_2462_30~1000

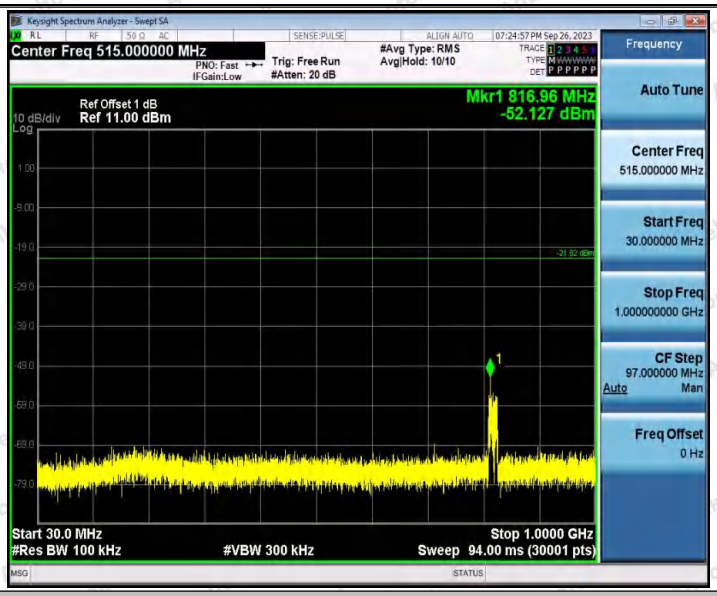

11G_Ant1_2462_1000~26500

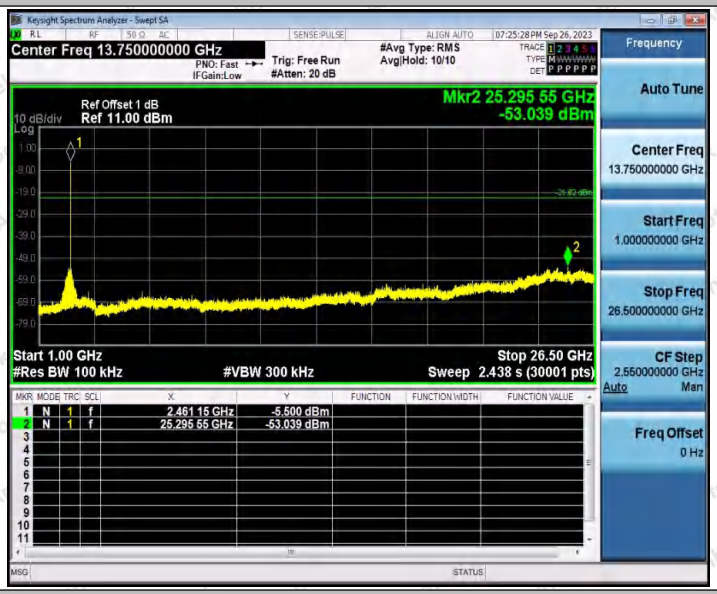

11N20SISO_Ant1_2412_0~Reference

11N20SISO_Ant1_2412_30~1000

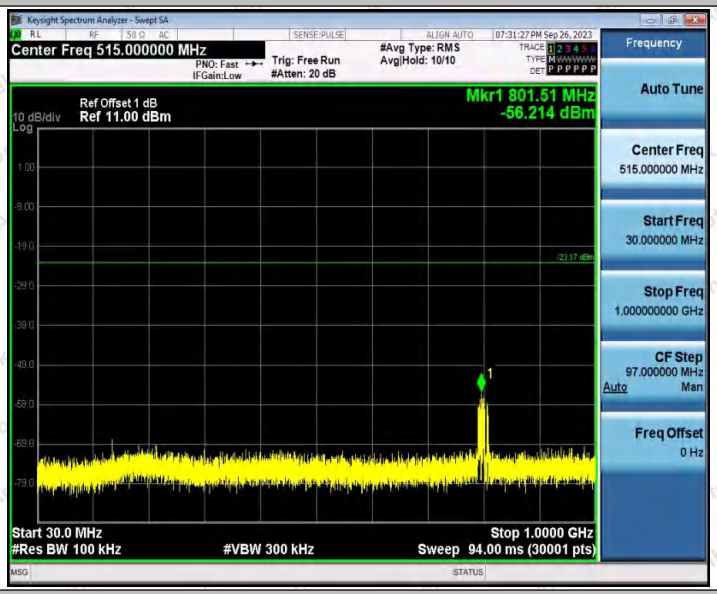

11N20SISO_Ant1_2412_1000~26500

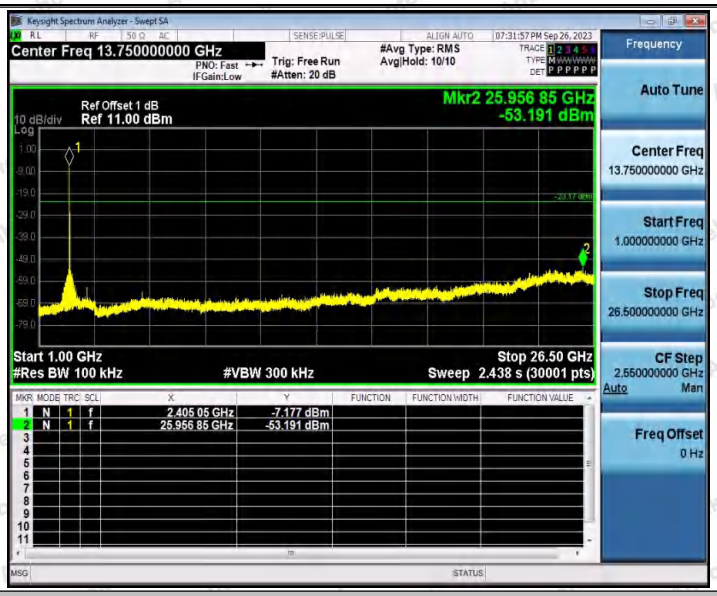

11N20SISO_Ant1_2437_0~Reference

11N20SISO_Ant1_2437_30~1000

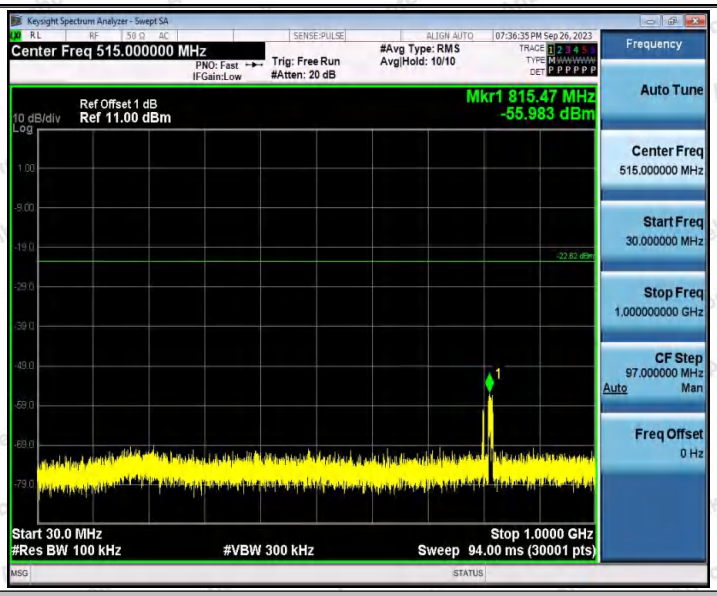

11N20SISO_Ant1_2437_1000~26500

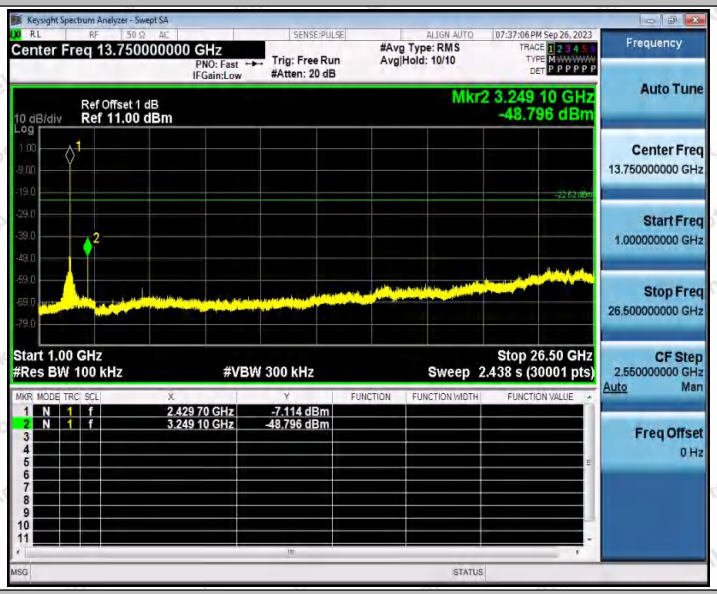

11N20SISO_Ant1_2462_0~Reference

11N20SISO_Ant1_2462_30~1000

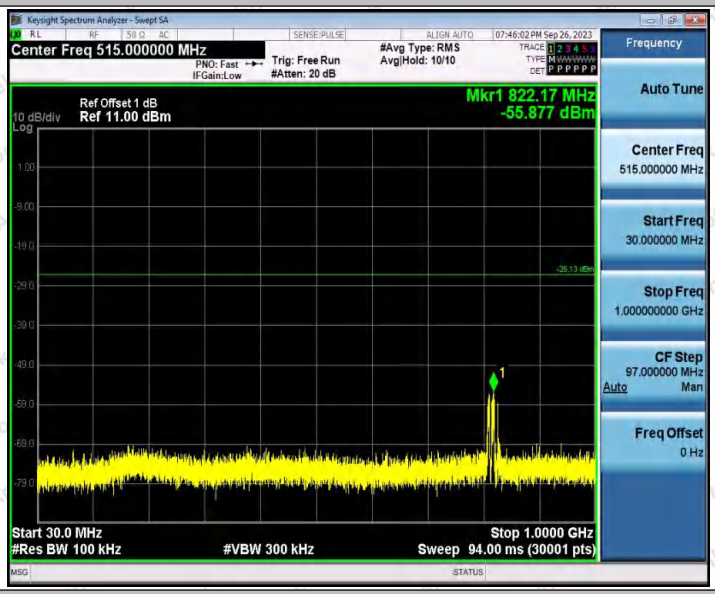

11N20SISO_Ant1_2462_1000~26500

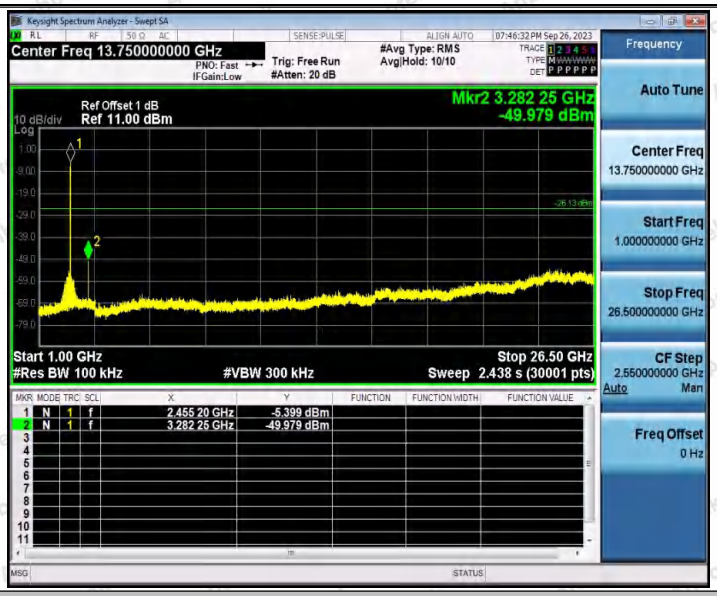

11N40SISO_Ant1_2422_0~Reference

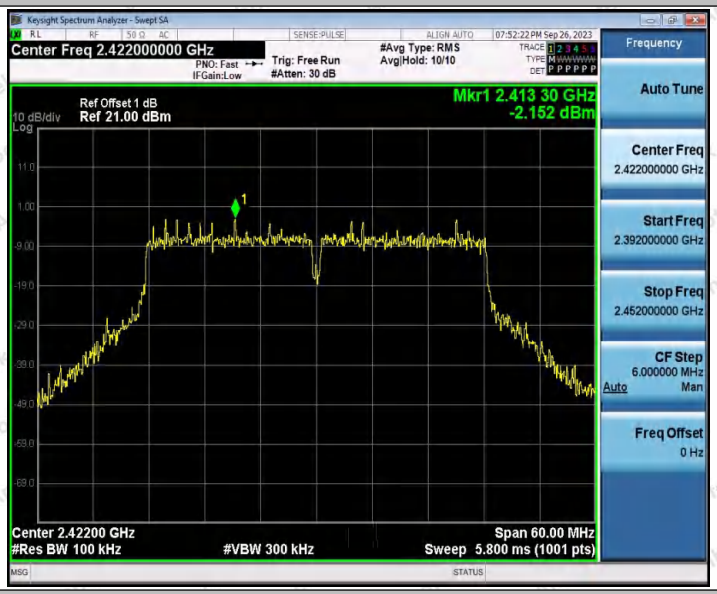

11N40SISO_Ant1_2422_30~1000

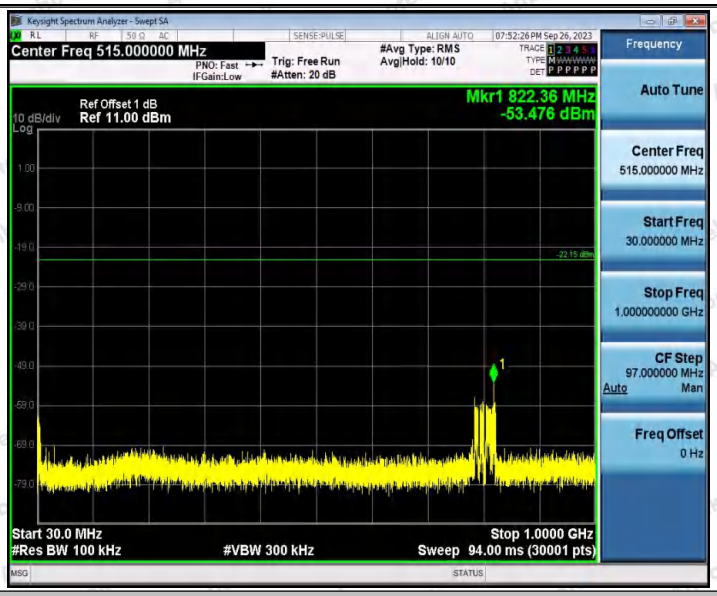

11N40SISO_Ant1_2422_1000~26500

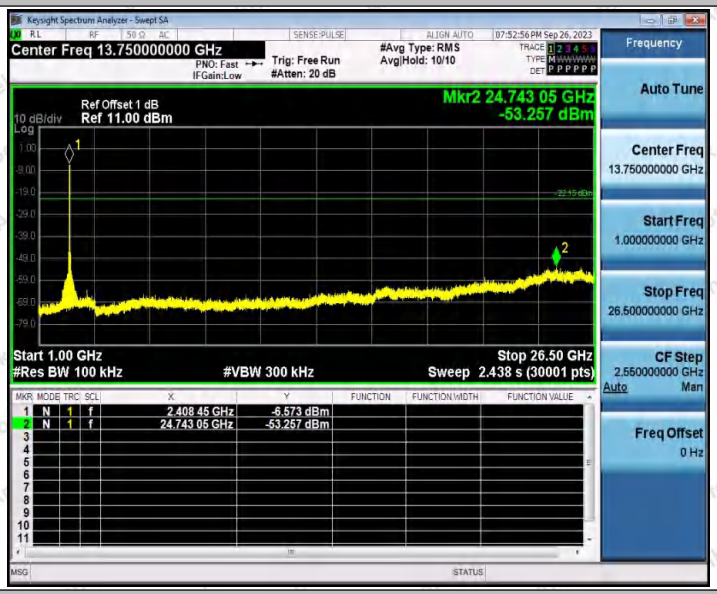

11N40SISO_Ant1_2437_0~Reference

11N40SISO_Ant1_2437_30~1000

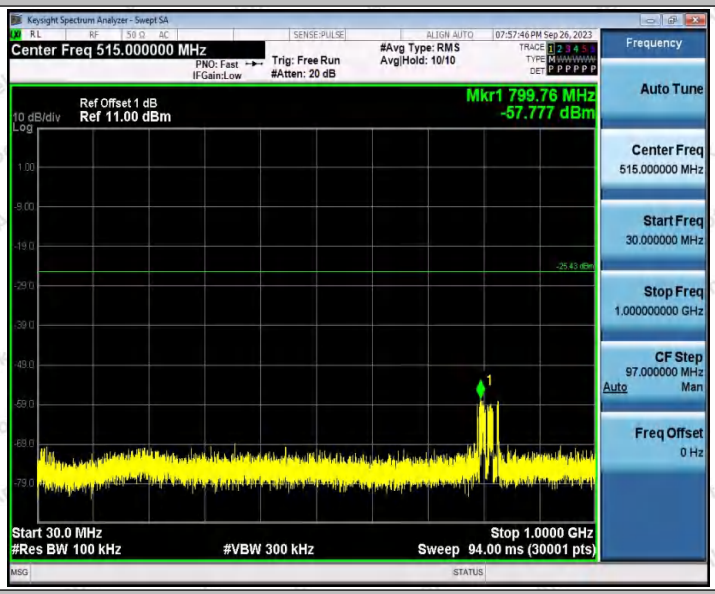

11N40SISO_Ant1_2437_1000~26500

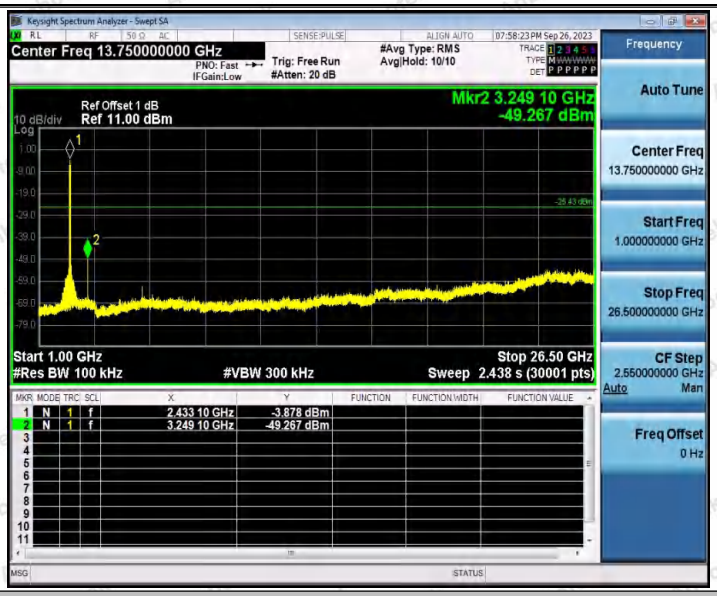

11N40SISO_Ant1_2452_0~Reference

11N40SISO_Ant1_2452_30~1000

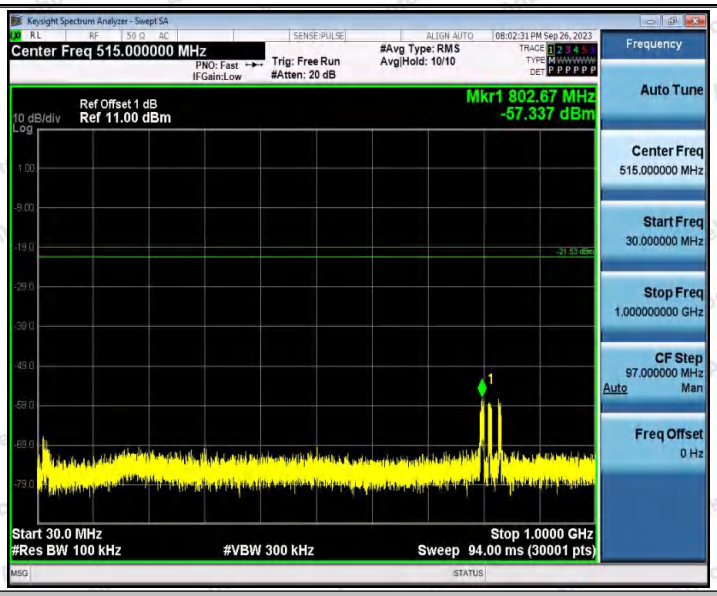

11N40SISO_Ant1_2452_1000~26500

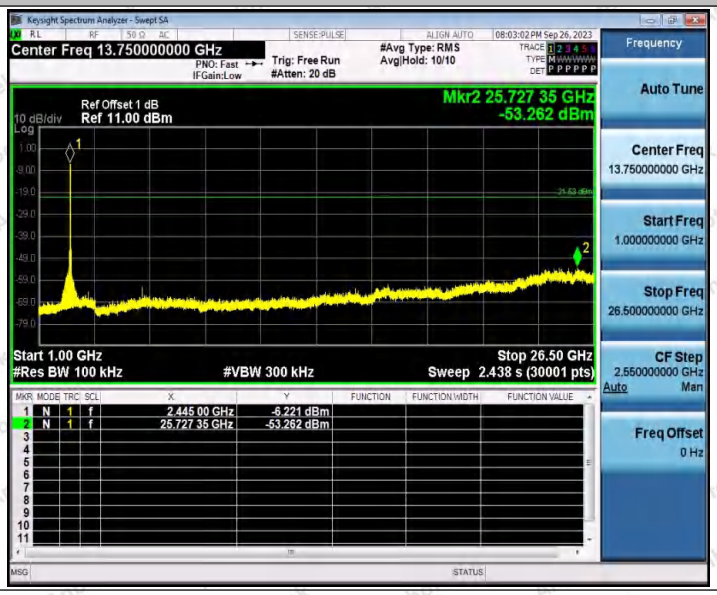

Appendix G: Duty Cycle

Test Result

TestMode	Antenna	Frequency[MHz]	Transmission Duration [ms]	Transmission Period [ms]	Duty Cycle [%]	Factor
11B	Ant1	2412	8.39	8.41	99.76	0.01
		2437	8.38	8.41	99.64	0.02
		2462	8.39	8.42	99.64	0.02
11G	Ant1	2412	1.40	1.43	97.90	0.09
		2437	1.39	1.42	97.89	0.09
		2462	1.39	1.43	97.20	0.12
11N20SISO	Ant1	2412	1.30	1.34	97.01	0.13
		2437	1.30	1.33	97.74	0.10
		2462	1.30	1.34	97.01	0.13
11N40SISO	Ant1	2422	0.65	0.68	95.59	0.20
		2437	0.65	0.69	94.20	0.26
		2452	0.64	0.68	94.12	0.26

Test Graphs

11B_Ant1_2412

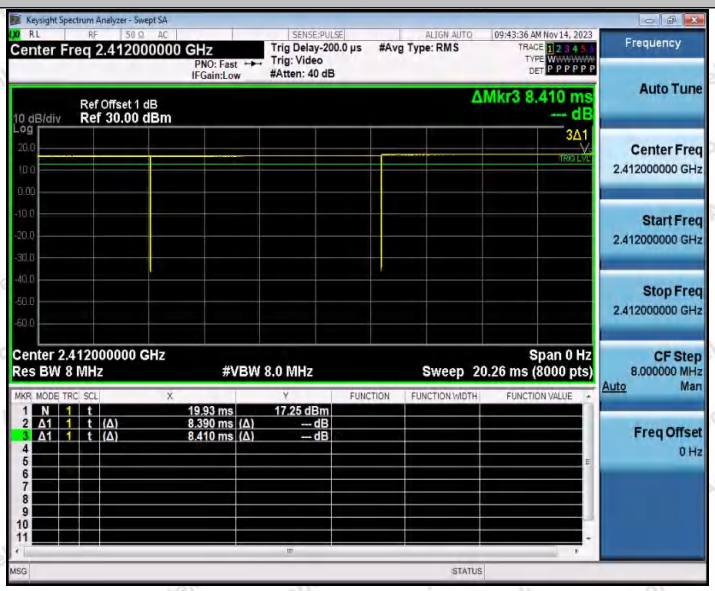

11B_Ant1_2437

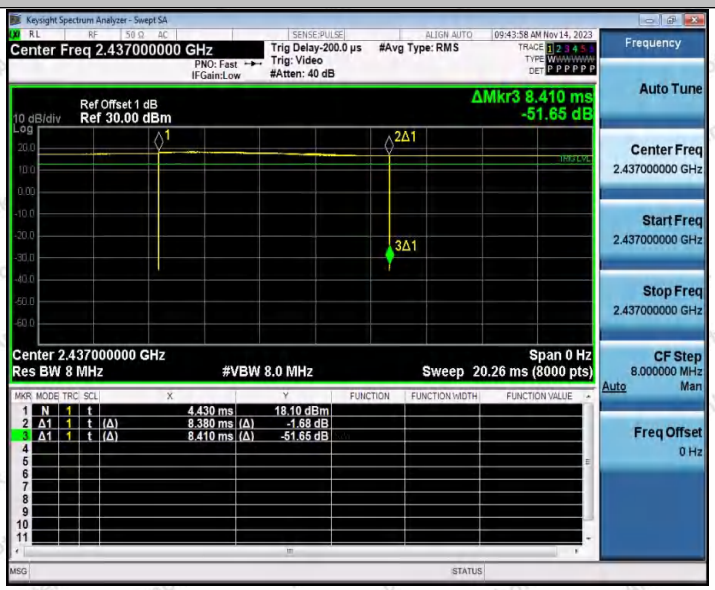

11B_Ant1_2462

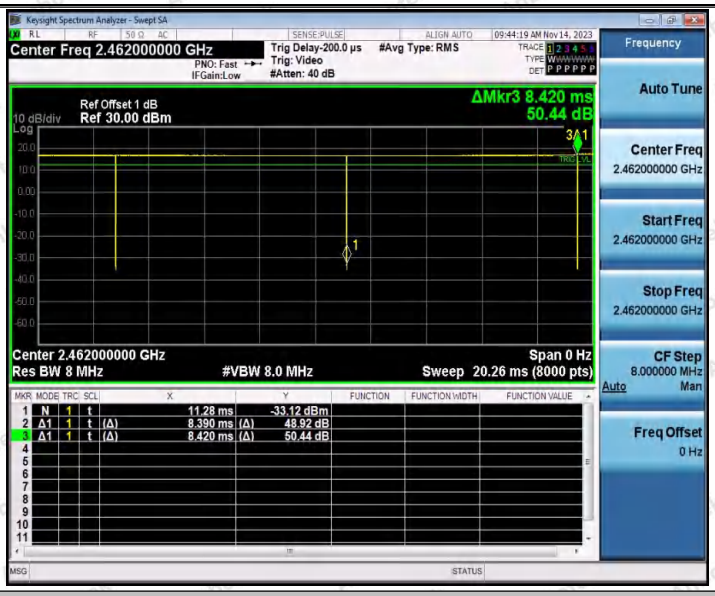

11G_Ant1_2412

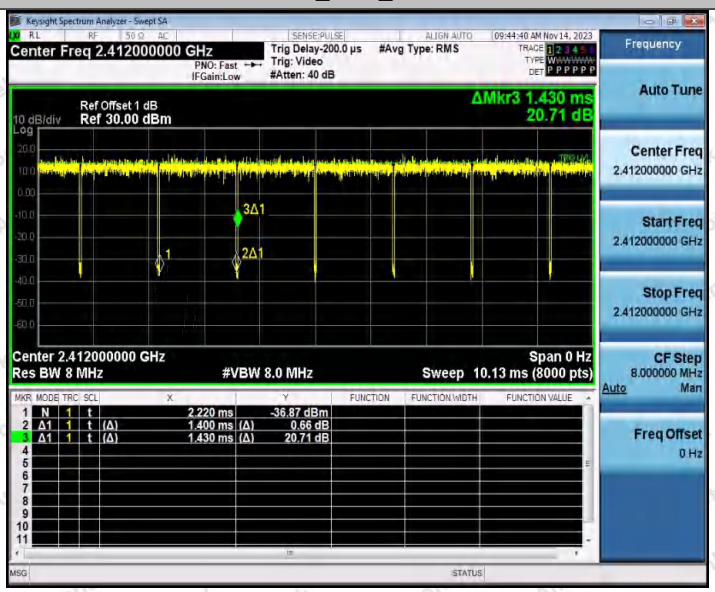

11G_Ant1_2437

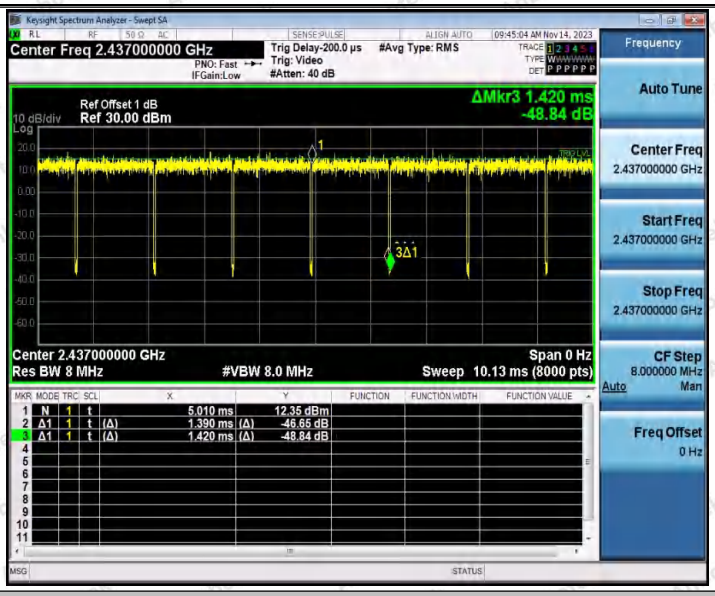

11G_Ant1_2462

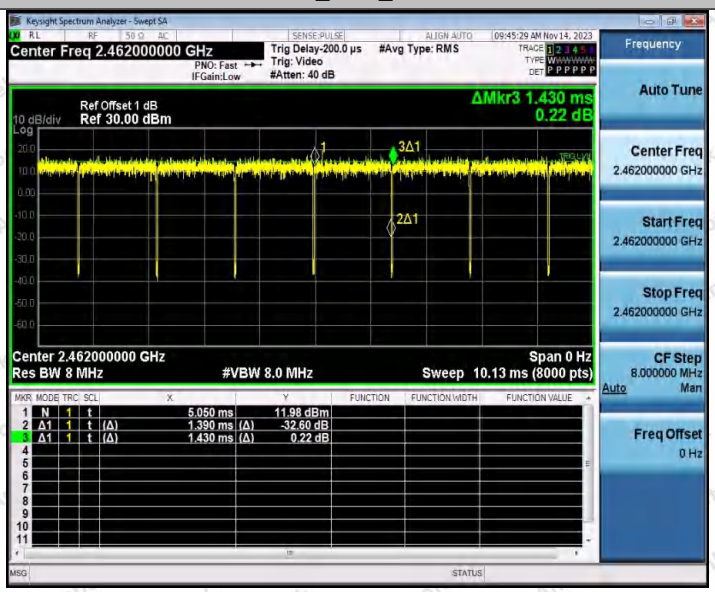

11N20SISO_Ant1_2412

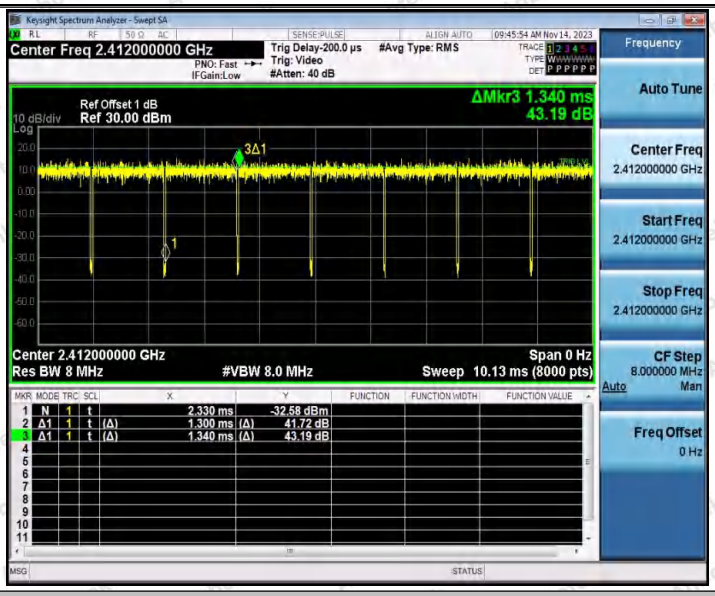

11N20SISO_Ant1_2437

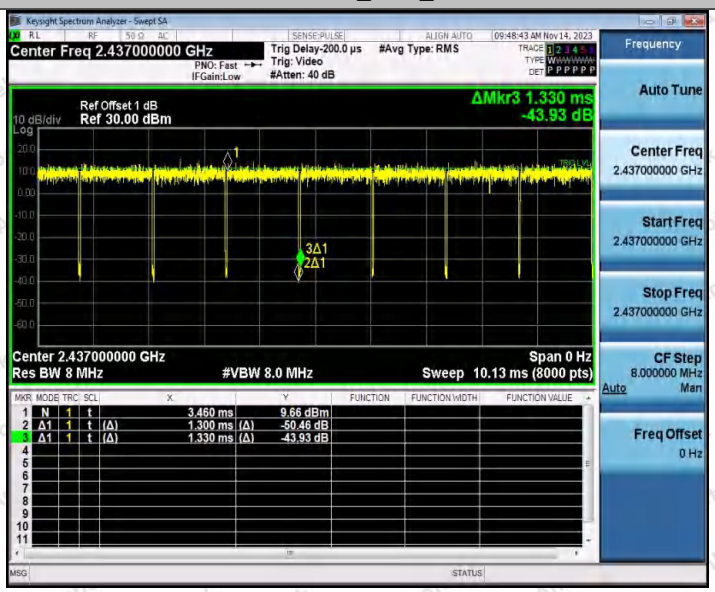

11N20SISO_Ant1_2462

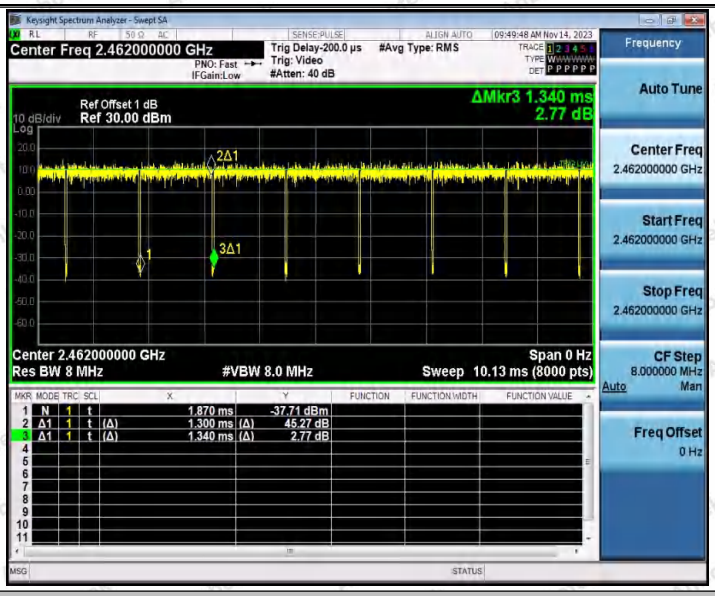

11N40SISO_Ant1_2422

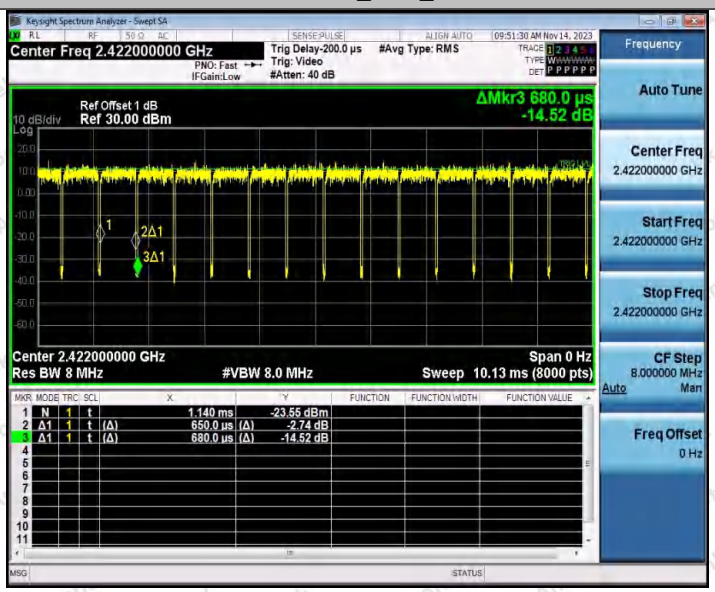

11N40SISO_Ant1_2437

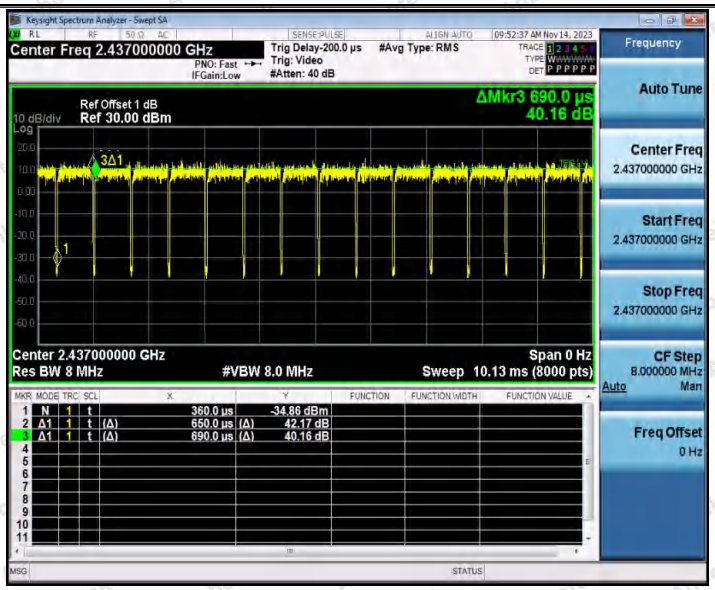

11N40SISO_Ant1_2452

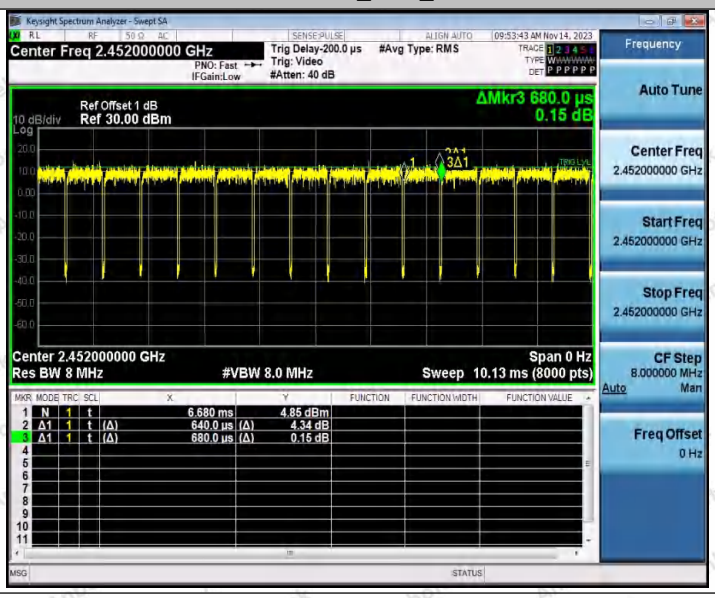

---End---