Appendix Test Data

Report No.:	18220WC30205702	Test Sample No.:	1-2-2
Start Test Date:	2023.09.21	Finish Test Date:	2023.09.26
Test Engineer:	Hayman Chen	Auditor:	Rick Luo
Temperature:	25.4℃	Relative Humidity:	48.8%
Pressure:	101kPa		

Appendix A: DTS Bandwidth

Test Result

TestMode	Antenna	Frequency[MHz]	DTS BW [MHz]	FL[MHz]	FH[MHz]	Limit[MHz]	Verdict
BLE_1M	Ant1	2402	0.644	2401.676	2402.320	0.5	PASS
		2440	0.652	2439.668	2440.320	0.5	PASS
		2480	0.636	2479.680	2480.316	0.5	PASS

Test Graphs

BLE_1M_Ant1_2402

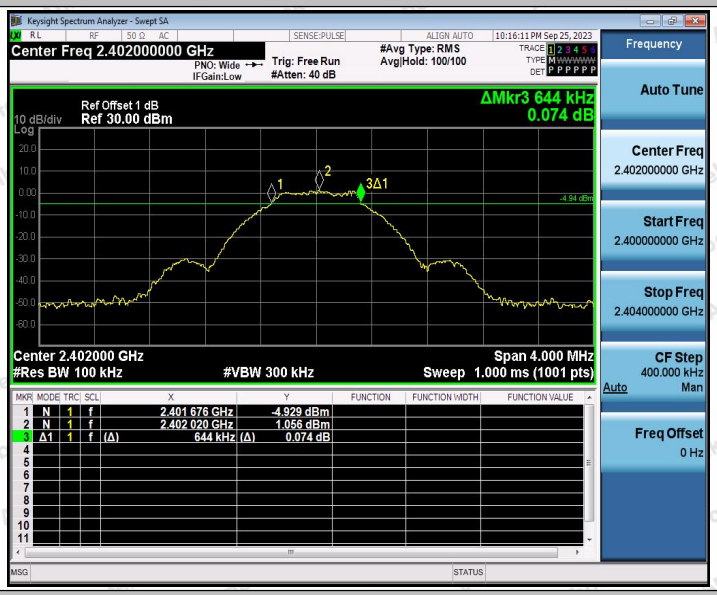

BLE_1M_Ant1_2440

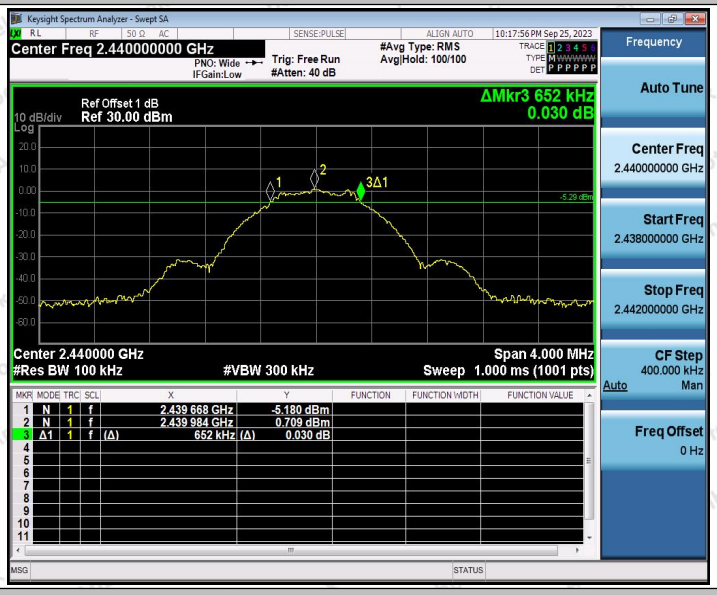

BLE_1M_Ant1_2480

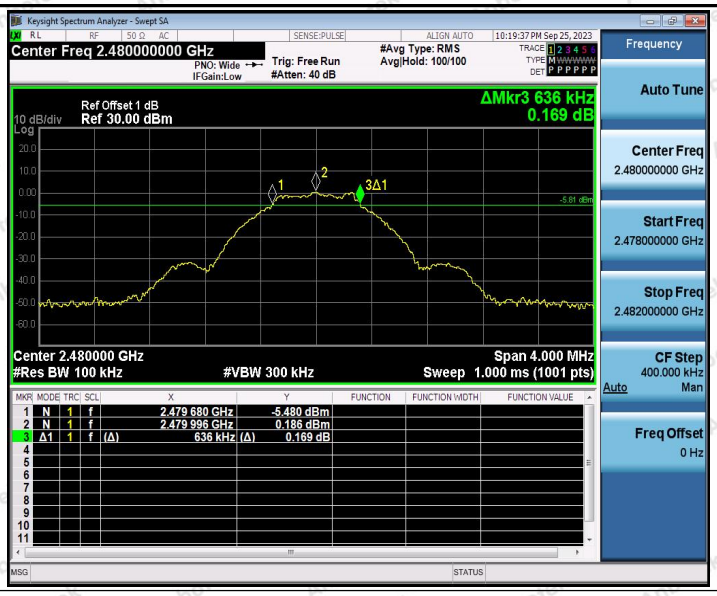
Keysight Spectrum Analyzer - Swept SA
Center Freq 2.480000000 GHz
PNO: Wide
IFGain:Low
Trig: Free Run
#Atten: 40 dB
#Avg Type: RMS
Avg|Hold: 100/100
10:19:37 PM Sep 25, 2023
Frequency
Auto Tune
Center Freq
2.480000000 GHz
Start Freq
2.478000000 GHz
Stop Freq
2.482000000 GHz
CF Step
400.000 kHz
Auto
Man
Freq Offset
0 Hz
Ref Offset 1 dB
10 dB/div
Ref 30.00 dBm
ΔMkr3 636 kHz
0.169 dB
-5.81 dBm
Center 2.480000 GHz
#Res BW 100 kHz
#VBW 300 kHz
Span 4.000 MHz
Sweep 1.000 ms (1001 pts)
1 N 1 f 2.479 680 GHz -5.480 dBm
2 N 1 f 2.479 996 GHz 0.186 dBm
3 Δ1 1 f (Δ) 636 kHz (Δ) 0.169 dB
MSG
STATUS

Appendix B: Occupied Channel Bandwidth

Test Result

TestMode	Antenna	Frequency[MHz]	OCB [MHz]	FL[MHz]	FH[MHz]
BLE_1M	Ant1	2402	1.0088	2401.4970	2402.5058
		2440	1.0169	2439.4880	2440.5049
		2480	1.0257	2479.4834	2480.5091

Test Graphs

BLE_1M_Ant1_2402

BLE_1M_Ant1_2440

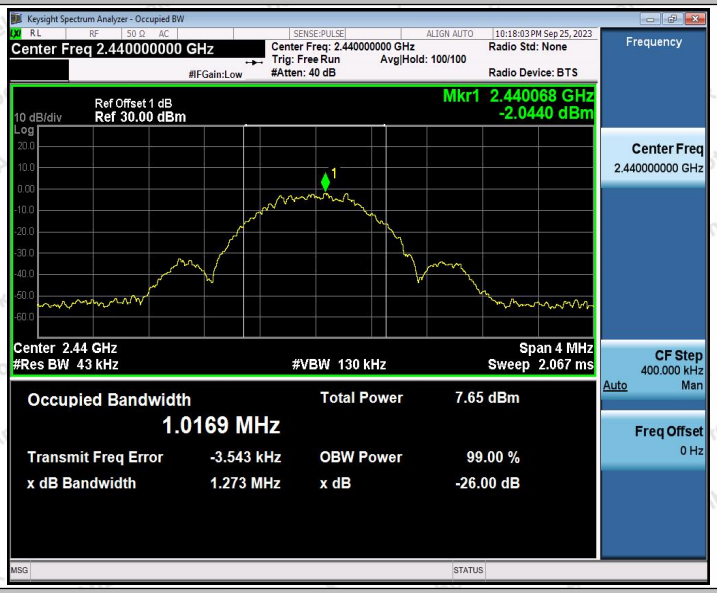

BLE_1M_Ant1_2480

Keysight Spectrum Analyzer - Occupied BW
Center Freq 2.480000000 GHz
Center Freq: 2.480000000 GHz
Trig: Free Run
Avg|Hold: 100/100
#Atten: 40 dB
Radio Std: None
Radio Device: BTS
10:19:42 PM Sep 25, 2023
Frequency
Ref Offset 1 dB
10 dB/div
Ref 30.00 dBm
Log
Mkr1 2.479968 GHz
-2.2728 dBm
Center Freq
2.480000000 GHz
Center 2.48 GHz
#Res BW 43 kHz
#VBW 130 kHz
Span 4 MHz
Sweep 2.067 ms
CF Step
400.000 kHz
Auto
Man
Occupied Bandwidth
1.0257 MHz
Total Power
7.15 dBm
Transmit Freq Error
-3.714 kHz
OBW Power
99.00 %
x dB Bandwidth
1.293 MHz
x dB
-26.00 dB
Freq Offset
0 Hz
MSG
STATUS

Appendix C: Maximum conducted output power

Test Result Peak

TestMode	Antenna	Frequency[MHz]	Conducted Peak Power[dBm]	Conducted Limit[dBm]	Verdict
BLE_1M	Ant1	2402	**2.21**	≤30	PASS
		2440	1.20	≤30	PASS
		2480	0.95	≤30	PASS

Test Graphs Peak

BLE_1M_Ant1_2402

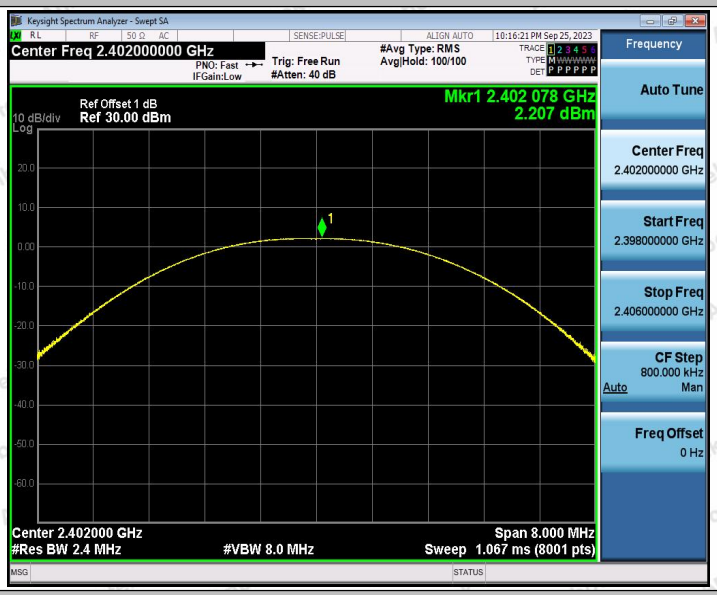

BLE_1M_Ant1_2440

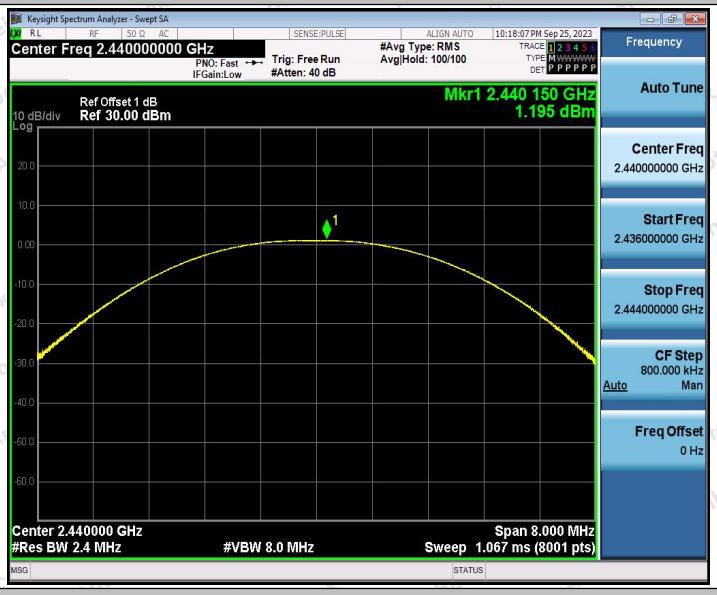

BLE_1M_Ant1_2480

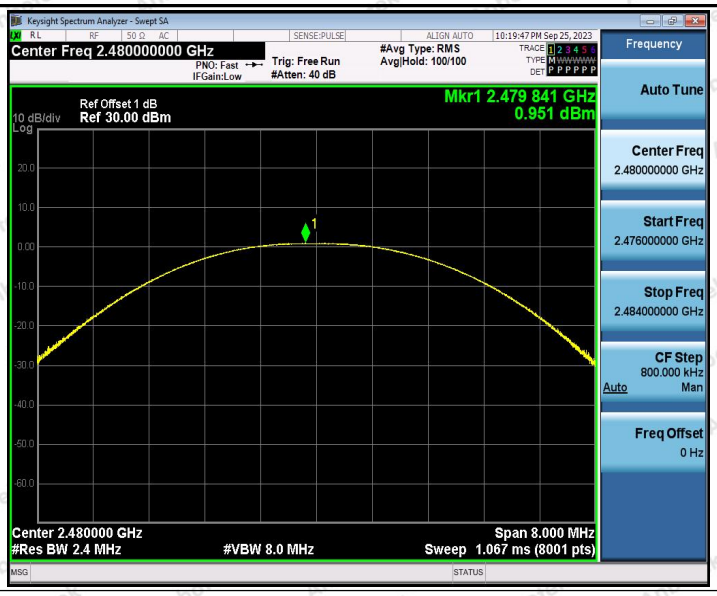
Keysight Spectrum Analyzer - Swept SA
Center Freq 2.480000000 GHz
PNO: Fast
IFGain:Low
Trig: Free Run
#Atten: 40 dB
#Avg Type: RMS
Avg|Hold: 100/100
10:19:47 PM Sep 25, 2023
Ref Offset 1 dB
10 dB/div
Ref 30.00 dBm
Log
Mkr1 2.479 841 GHz
0.951 dBm
Center 2.480000 GHz
#Res BW 2.4 MHz
#VBW 8.0 MHz
Span 8.000 MHz
Sweep 1.067 ms (8001 pts)
Frequency
Auto Tune
Center Freq
2.480000000 GHz
Start Freq
2.476000000 GHz
Stop Freq
2.484000000 GHz
CF Step
800.000 kHz
Auto
Man
Freq Offset
0 Hz

Appendix D: Maximum power spectral density

Test Result

TestMode	Antenna	Frequency[MHz]	Result[dBm/3kHz]	Limit[dBm/3kHz]	Verdict
BLE_1M	Ant1	2402	-13.28	≤8.00	PASS
		2440	-14.30	≤8.00	PASS
		2480	-14.53	≤8.00	PASS

Test Graphs

BLE_1M_Ant1_2402

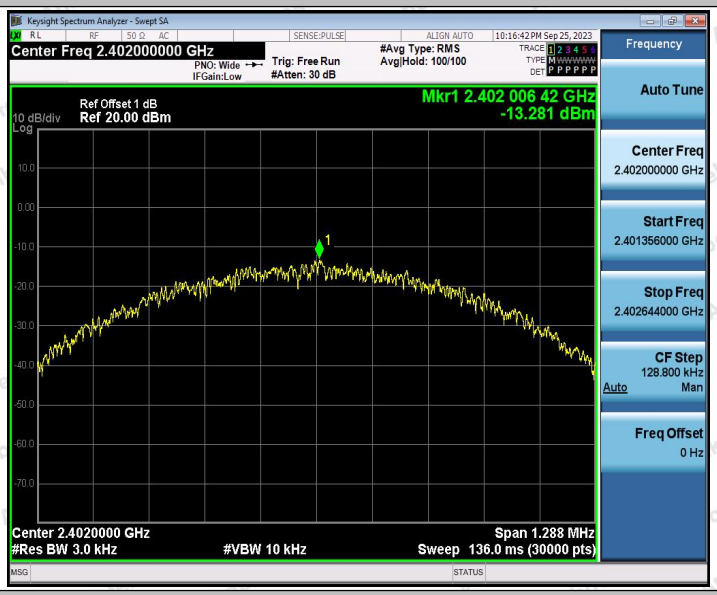

BLE_1M_Ant1_2440

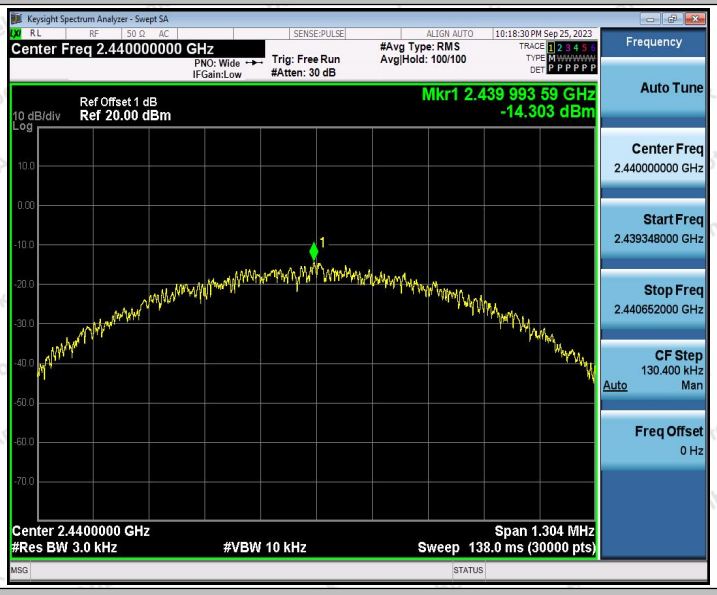

BLE_1M_Ant1_2480

Keysight Spectrum Analyzer - Swept SA
Center Freq 2.480000000 GHz
PNO: Wide
IFGain:Low
Trig: Free Run
#Atten: 30 dB
#Avg Type: RMS
Avg|Hold: 100/100
10:20:07 PM Sep 25, 2023
Ref Offset 1 dB
10 dB/div
Ref 20.00 dBm
Log
Mkr1 2.479 993 11 GHz
-14.530 dBm
Center 2.4800000 GHz
#Res BW 3.0 kHz
#VBW 10 kHz
Span 1.272 MHz
Sweep 136.0 ms (30000 pts)
Frequency
Auto Tune
Center Freq
2.480000000 GHz
Start Freq
2.479364000 GHz
Stop Freq
2.480636000 GHz
CF Step
127.200 kHz
Auto
Man
Freq Offset
0 Hz

Appendix E: Band edge measurements

Test Result

TestMode	Antenna	ChName	Frequency [MHz]	RefLevel[dBm]	Result[dBm]	Limit[dBm]	Verdict
BLE_1M	Ant1	Low	2402	1.00	-56.72	≤-19	PASS
		High	2480	0.01	-57.29	≤-19.99	PASS

Test Graphs

BLE_1M_Ant1_Low_2402

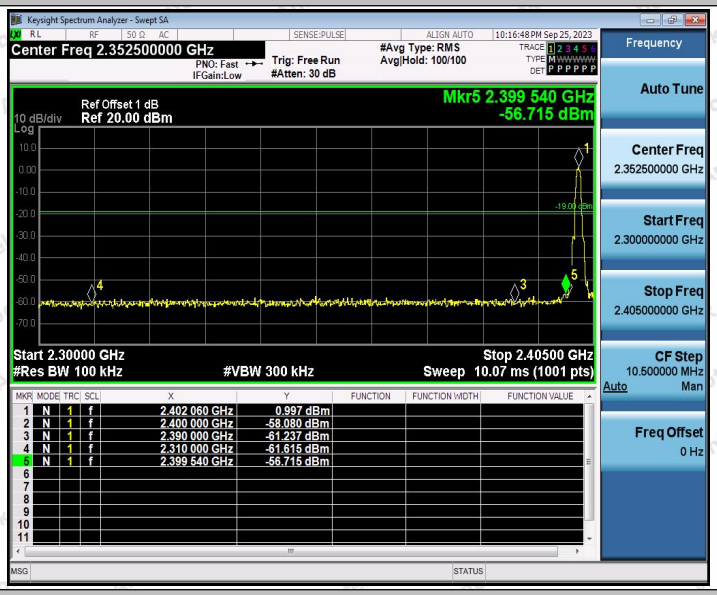

BLE_1M_Ant1_High_2480

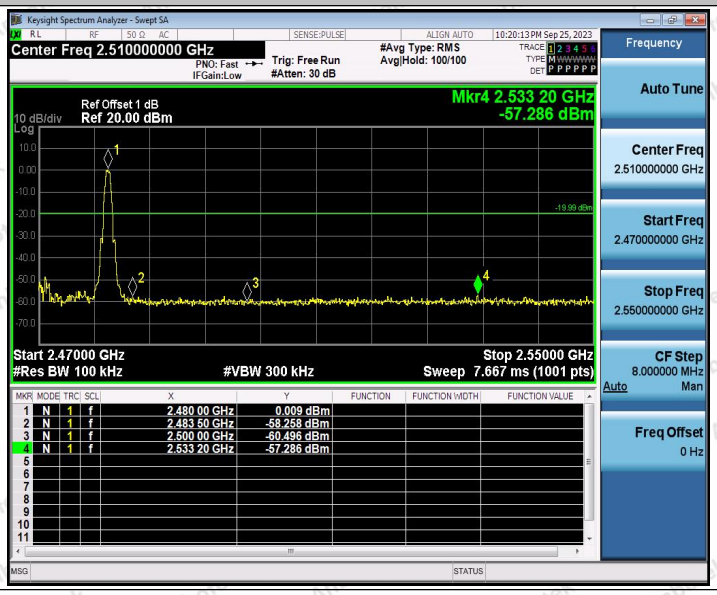

Appendix F: Conducted Spurious Emission

Test Result

TestMode	Antenna	Frequency [MHz]	FreqRange [MHz]	RefLevel [dBm]	Result[dBm]	Limit[dBm]	Verdict
BLE_1M	Ant1	2402	Reference	0.09	0.09	---	PASS
			30~1000	0.09	-53.64	≤-19.91	PASS
			1000~26500	0.09	-47.8	≤-19.91	PASS
		2440	Reference	-1.60	-1.60	---	PASS
			30~1000	-1.60	-53.5	≤-21.6	PASS
			1000~26500	-1.60	-50.89	≤-21.6	PASS
		2480	Reference	-0.61	-0.61	---	PASS
			30~1000	-0.61	-53.42	≤-20.61	PASS
			1000~26500	-0.61	-53.92	≤-20.61	PASS

Test Graphs

BLE_1M_Ant1_2402_0~Reference

BLE_1M_Ant1_2402_30~1000

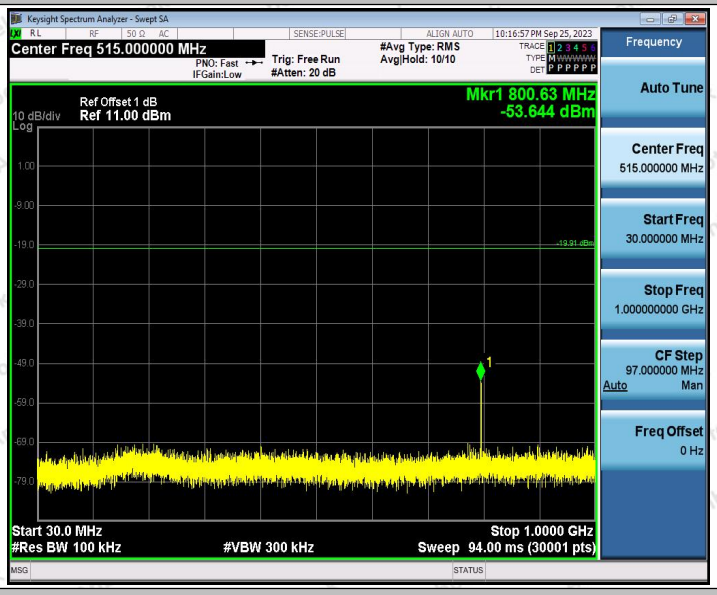

BLE_1M_Ant1_2402_1000~26500

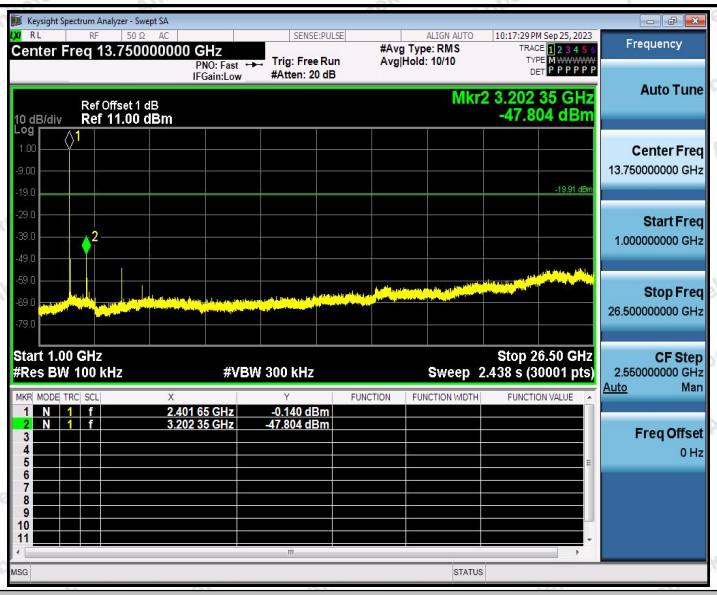

BLE_1M_Ant1_2440_0~Reference

BLE_1M_Ant1_2440_30~1000

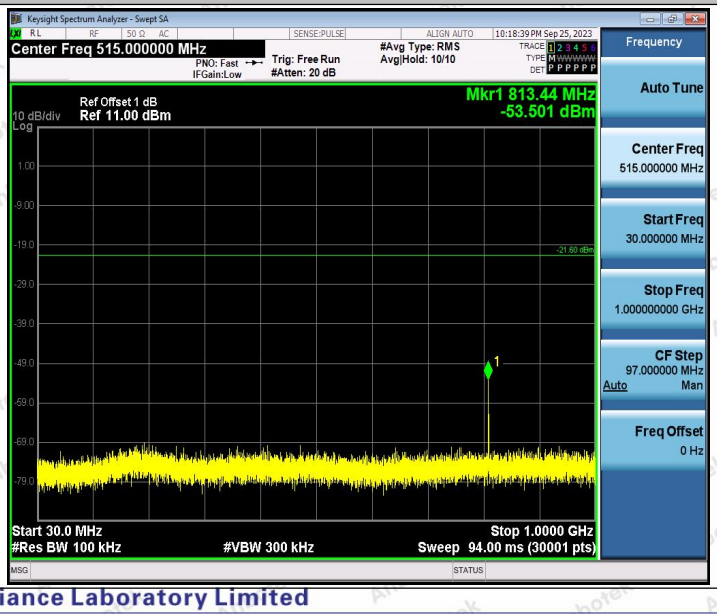

BLE_1M_Ant1_2440_1000~26500

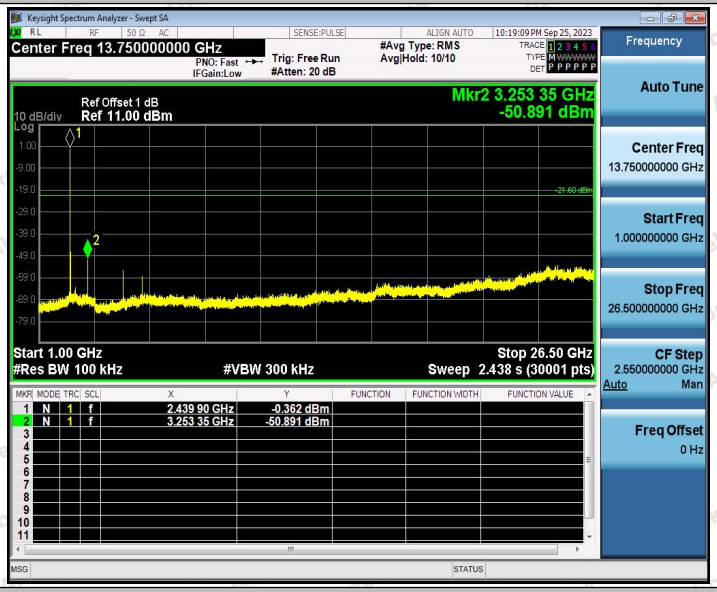

BLE_1M_Ant1_2480_0~Reference

BLE_1M_Ant1_2480_30~1000

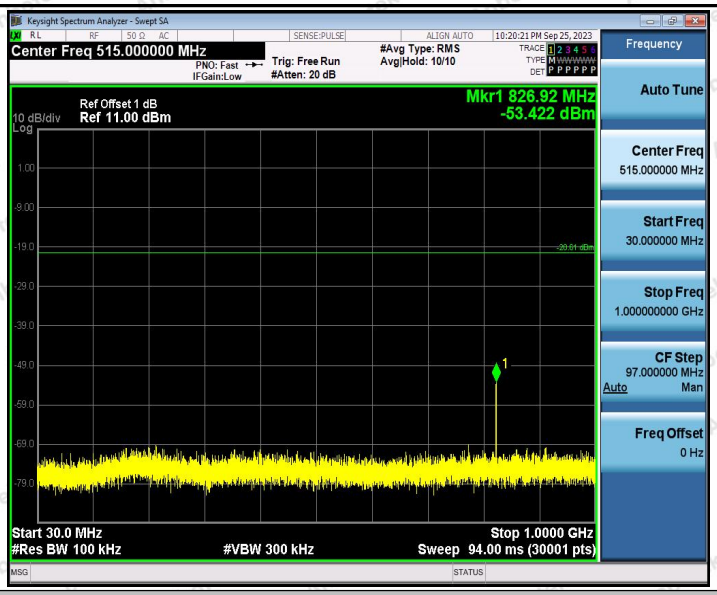

BLE_1M_Ant1_2480_1000~26500

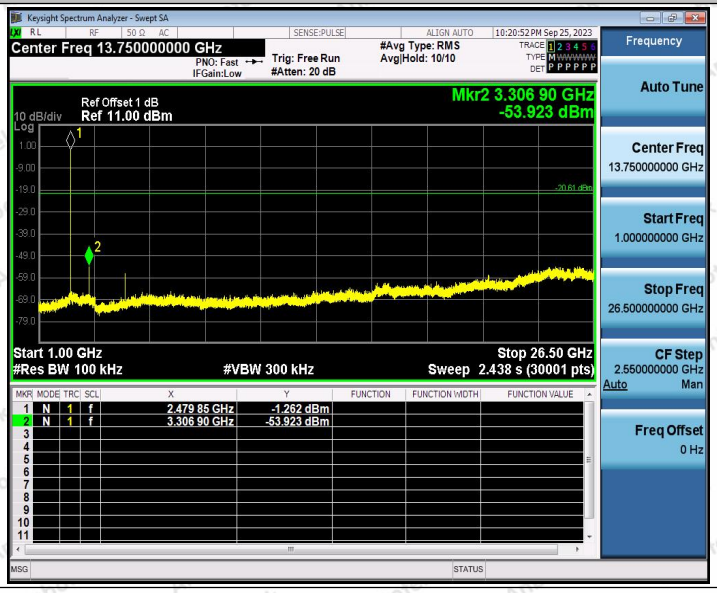

Appendix G: Duty Cycle

Test Result

TestMode	Antenna	Frequency[MHz]	ON Time [ms]	Period [ms]	Duty Cycle [%]	Duty Cycle Factor[dB]
BLE_1M	Ant1	2402	2.09	2.50	83.60	0.78
		2440	2.10	2.50	84.00	0.76
		2480	2.09	3.13	66.77	1.75

Test Graphs

BLE_1M_Ant1_2402

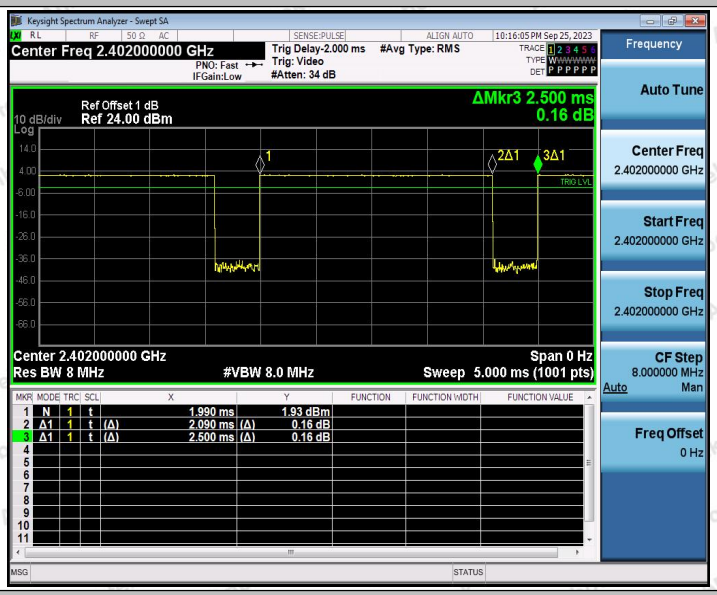

BLE_1M_Ant1_2440

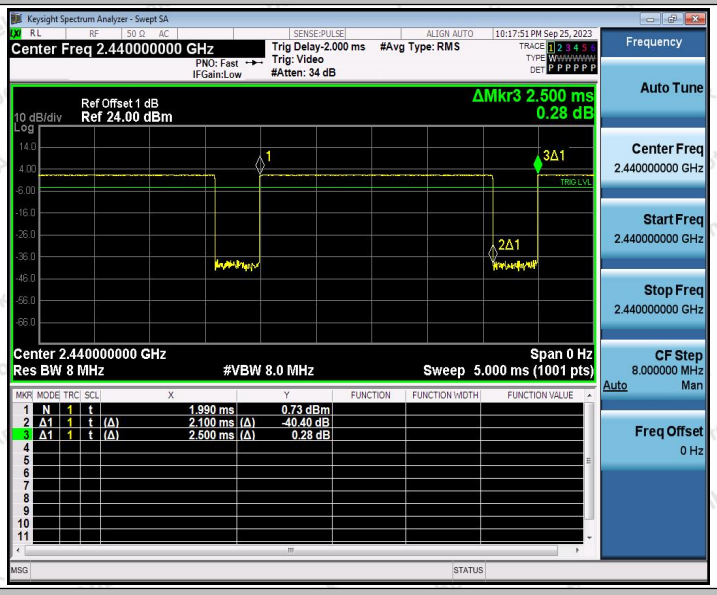

BLE_1M_Ant1_2480

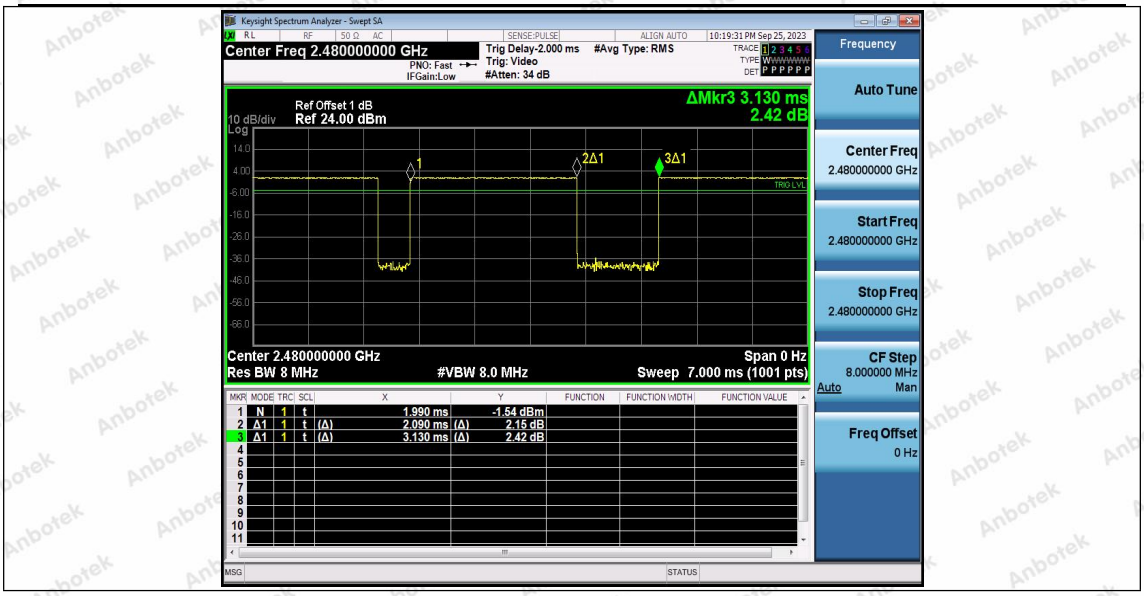
Keysight Spectrum Analyzer - Swept SA
Center Freq 2.480000000 GHz
Trig Delay-2.000 ms
Trig: Video
#Atten: 34 dB
#Avg Type: RMS
Ref Offset 1 dB
10 dB/div
Ref 24.00 dBm
ΔMkr3 3.130 ms
2.42 dB
Center 2.480000000 GHz
Res BW 8 MHz
#VBW 8.0 MHz
Span 0 Hz
Sweep 7.000 ms (1001 pts)
1 N 1 t 1.990 ms -1.54 dBm
2 Δ1 1 t (Δ) 2.090 ms (Δ) 2.15 dB
3 Δ1 1 t (Δ) 3.130 ms (Δ) 2.42 dB
Frequency
Auto Tune
Center Freq
2.480000000 GHz
Start Freq
2.480000000 GHz
Stop Freq
2.480000000 GHz
CF Step
8.000000 MHz
Auto Man
Freq Offset
0 Hz

---End---