Appendix Test Data

Report No.:	18220WC30206902	Test Sample No.:	1-2-2
Start Test Date:	2023.09.21	Finish Test Date:	2023.11.16
Test Engineer:	Hayman Chen	Auditor:	Rick Luo
Temperature:	26.1℃	Relative Humidity:	48.9%
Pressure:	101kPa		

Appendix A: DTS Bandwidth

Test Result

TestMode	Antenna	Frequency[MHz]	DTS BW [MHz]	FL[MHz]	FH[MHz]	Limit[MHz]	Verdict
11B	Ant1	2412	8.360	2407.920	2416.280	≥0.5	PASS
		2437	9.560	2432.160	2441.720	≥0.5	PASS
		2462	9.240	2457.360	2466.600	≥0.5	PASS
11G	Ant1	2412	16.360	2403.880	2420.240	≥0.5	PASS
		2437	16.440	2428.760	2445.200	≥0.5	PASS
		2462	16.360	2453.840	2470.200	≥0.5	PASS
11N20SISO	Ant1	2412	17.560	2403.240	2420.800	≥0.5	PASS
		2437	17.440	2428.360	2445.800	≥0.5	PASS
		2462	17.400	2453.400	2470.800	≥0.5	PASS
11N40SISO	Ant1	2422	36.300	2403.880	2440.180	≥0.5	PASS
		2437	36.060	2419.000	2455.060	≥0.5	PASS
		2452	36.180	2433.820	2470.000	≥0.5	PASS

Test Graphs

11B_Ant1_2412

11B_Ant1_2437

11B_Ant1_2462

11G_Ant1_2412

11G_Ant1_2437

11G_Ant1_2462

11N20SISO_Ant1_2412

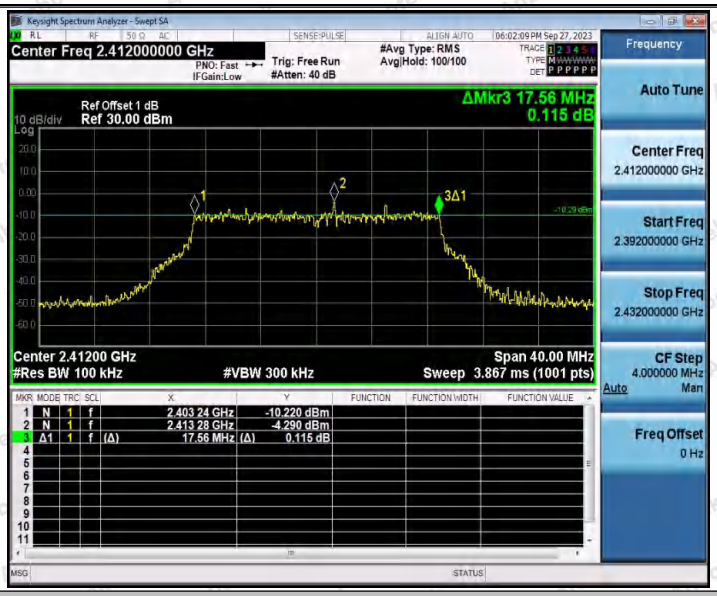

11N20SISO_Ant1_2437

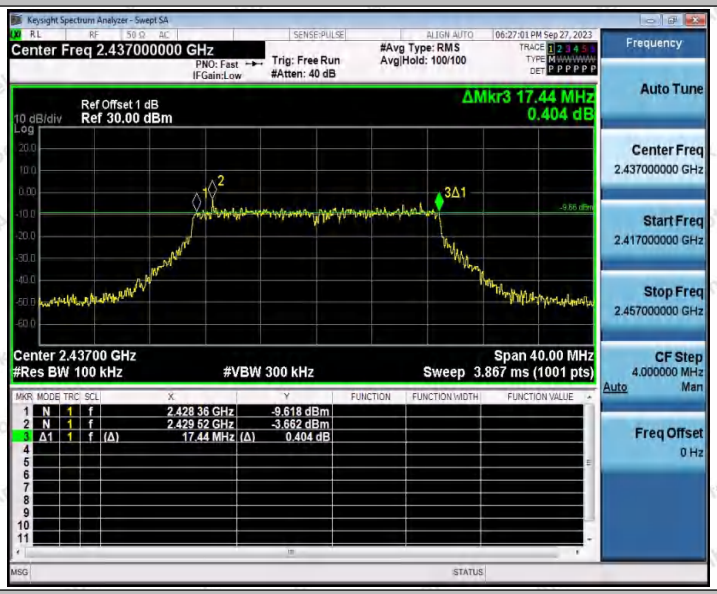

11N20SISO_Ant1_2462

11N40SISO_Ant1_2422

11N40SISO_Ant1_2437

11N40SISO_Ant1_2452

Appendix B: Occupied Channel Bandwidth

Test Result

TestMode	Antenna	Channel Frequency[MHz]	OCB [MHz]	FL[MHz]	FH[MHz]	Limit[MHz]	Verdict
11B	Ant1	2412	13.356	2405.3651	2418.7211	---	---
		2437	13.336	2430.3598	2443.6958	---	---
		2462	13.308	2455.4041	2468.7121	---	---
11G	Ant1	2412	17.228	2403.4527	2420.6807	---	---
		2437	17.197	2428.3961	2445.5931	---	---
		2462	17.229	2453.4118	2470.6408	---	---
11N20SISO	Ant1	2412	18.239	2402.9500	2421.1890	---	---
		2437	18.166	2428.0698	2446.2358	---	---
		2462	18.317	2452.9343	2471.2513	---	---
11N40SISO	Ant1	2422	36.544	2403.8506	2440.3946	---	---
		2437	36.573	2418.8375	2455.4105	---	---
		2452	36.564	2433.7398	2470.3038	---	---

Test Graphs

11B_Ant1_2412

11B_Ant1_2437

11B_Ant1_2462

11G_Ant1_2412

11G_Ant1_2437

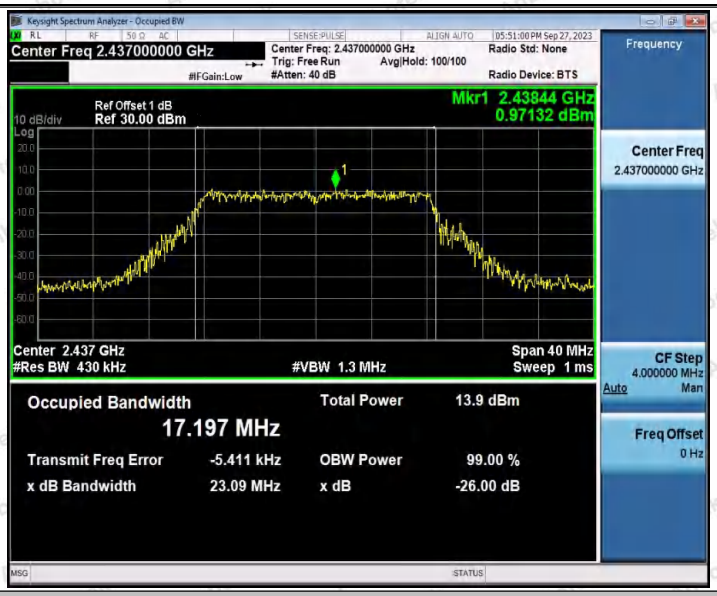

11G_Ant1_2462

11N20SISO_Ant1_2412

11N20SISO_Ant1_2437

11N20SISO_Ant1_2462

11N40SISO_Ant1_2422

11N40SISO_Ant1_2437

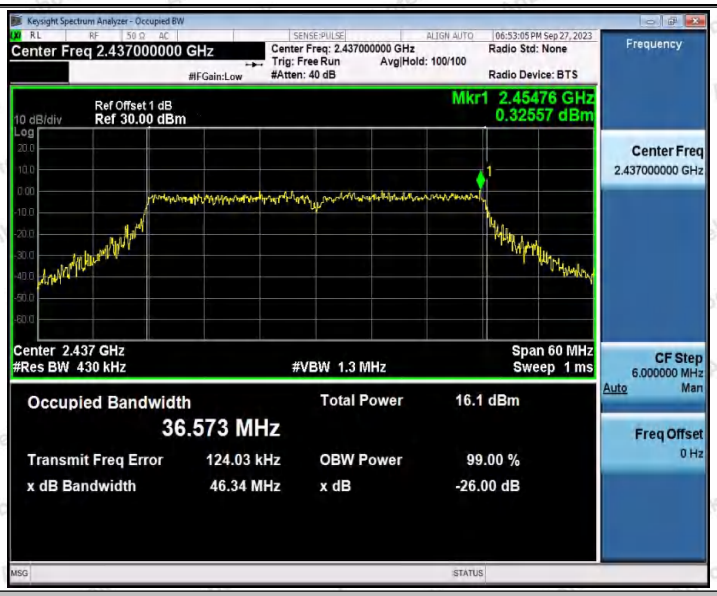

11N40SISO_Ant1_2452

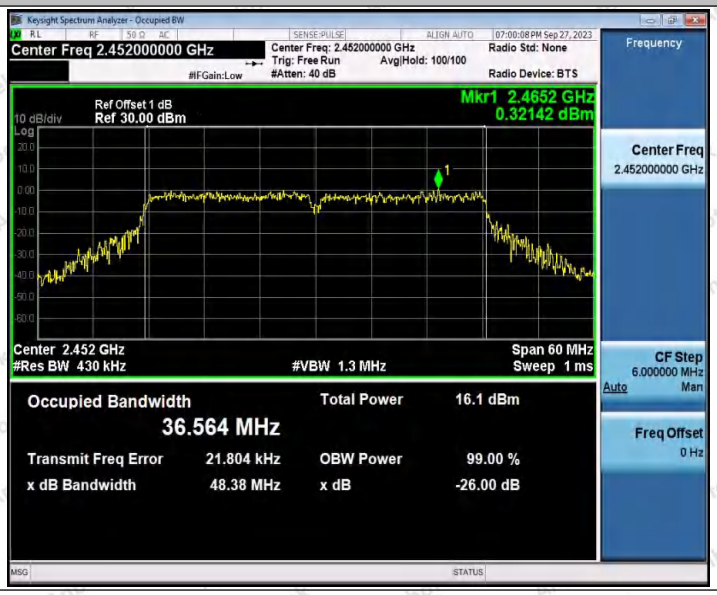

Appendix C: Maximum conducted output power

Test Result Peak

TestMode	Antenna	Frequency[MHz]	Peak Power[dBm]	Conducted Limit[dBm]
11B	Ant1	2412	13.32	≤30.00
		2437	14.03	≤30.00
		2462	14.46	≤30.00
11G	Ant1	2412	13.33	≤30.00
		2437	14.97	≤30.00
		2462	15.18	≤30.00
11N20SISO	Ant1	2412	12.26	≤30.00
		2437	13.65	≤30.00
		2462	13.69	≤30.00
11N40SISO	Ant1	2422	13.71	≤30.00
		2437	13.96	≤30.00
		2452	14.14	≤30.00

Appendix D: Maximum power spectral density

Test Result

TestMode	Antenna	Frequency[MHz]	Result[dBm/3kHz]	Limit[dBm/3kHz]	Verdict
11B	Ant1	2412	-12.62	≤8.00	PASS
		2437	-11.84	≤8.00	PASS
		2462	-11.3	≤8.00	PASS
11G	Ant1	2412	-14.58	≤8.00	PASS
		2437	-14.62	≤8.00	PASS
		2462	-15.73	≤8.00	PASS
11N20SISO	Ant1	2412	-15.29	≤8.00	PASS
		2437	-15.45	≤8.00	PASS
		2462	-14.62	≤8.00	PASS
11N40SISO	Ant1	2422	-14.77	≤8.00	PASS
		2437	-14.07	≤8.00	PASS
		2452	-15.99	≤8.00	PASS

Test Graphs

11B_Ant1_2412

11B_Ant1_2437

11B_Ant1_2462

11G_Ant1_2412

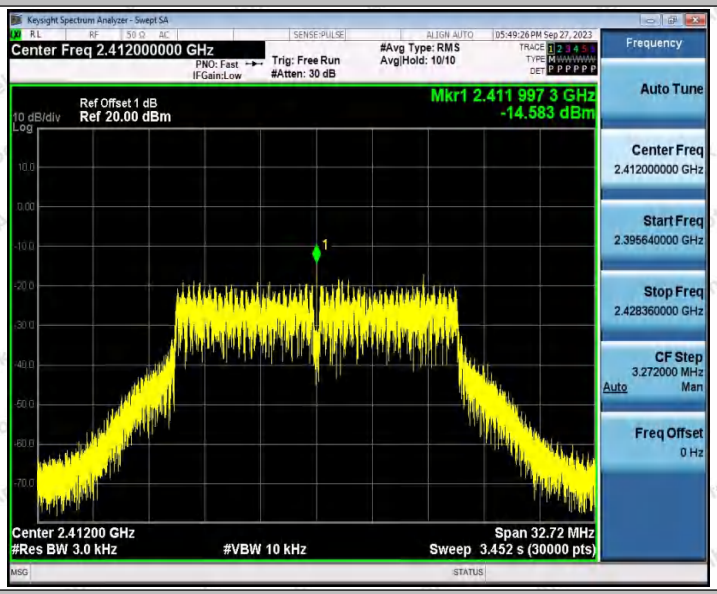

11G_Ant1_2437

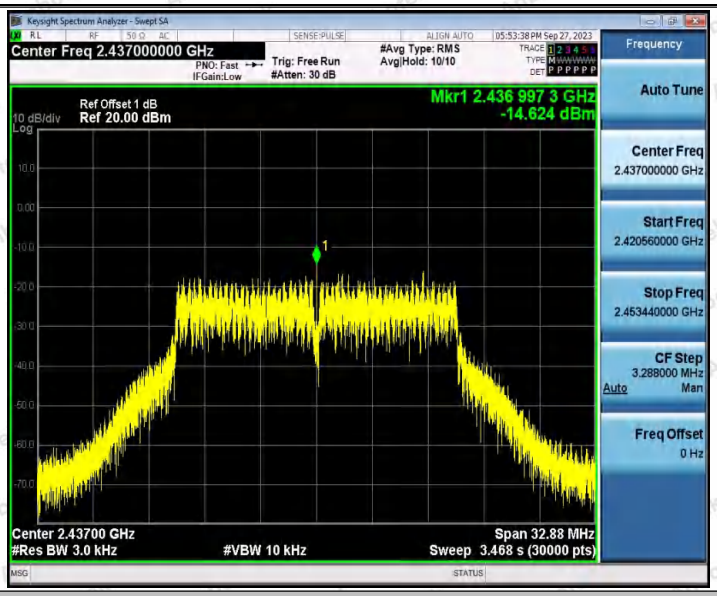

11G_Ant1_2462

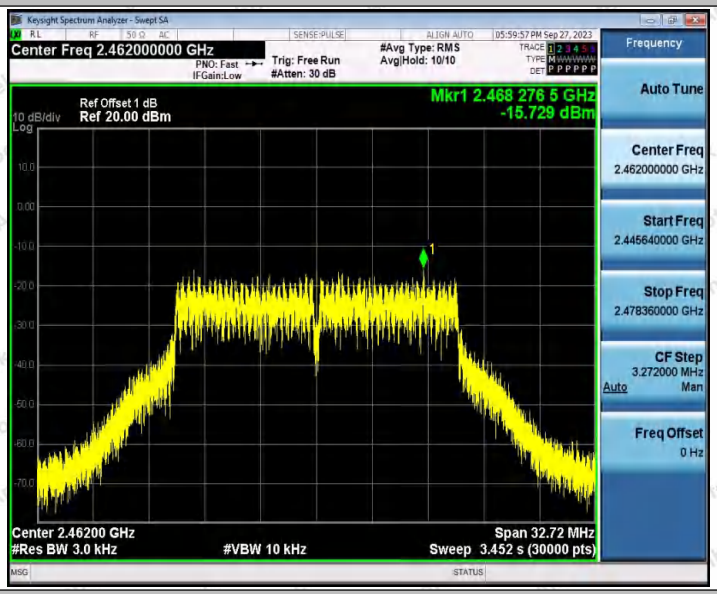

11N20SISO_Ant1_2412

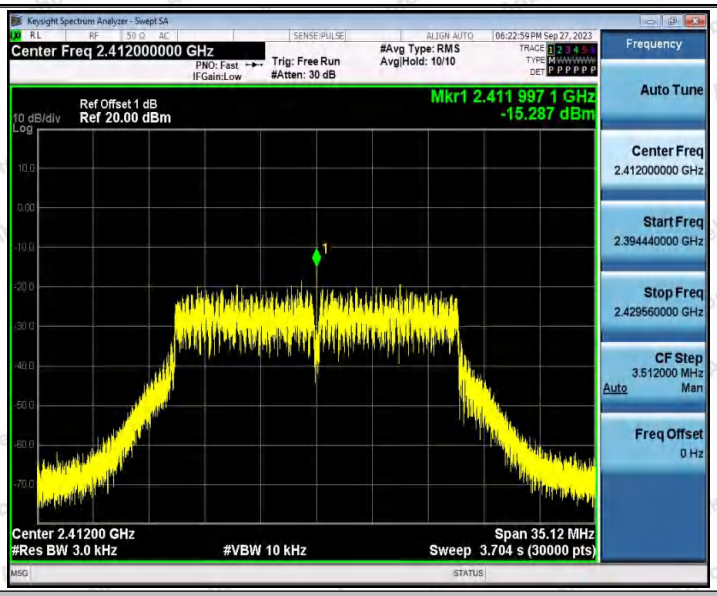

11N20SISO_Ant1_2437

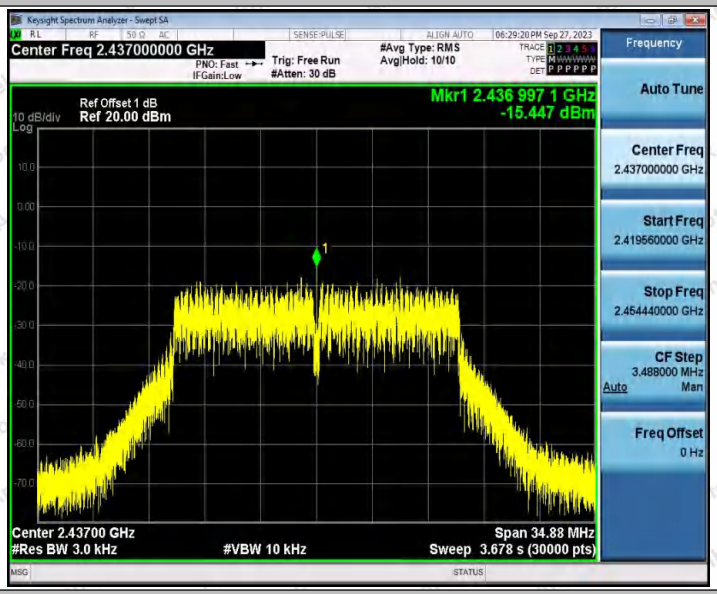

11N20SISO_Ant1_2462

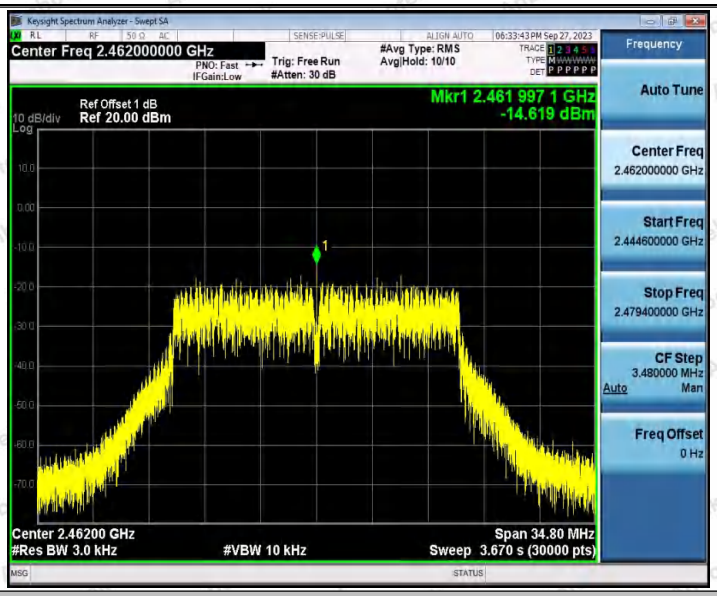

11N40SISO_Ant1_2422

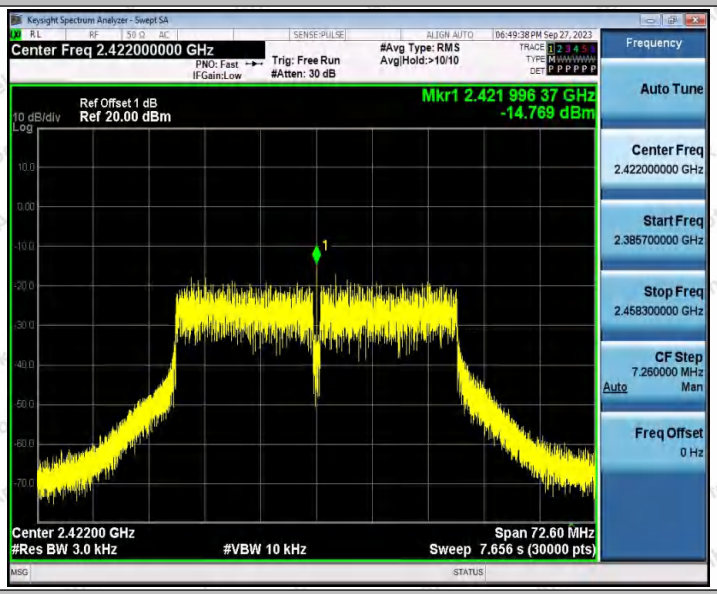

11N40SISO_Ant1_2437

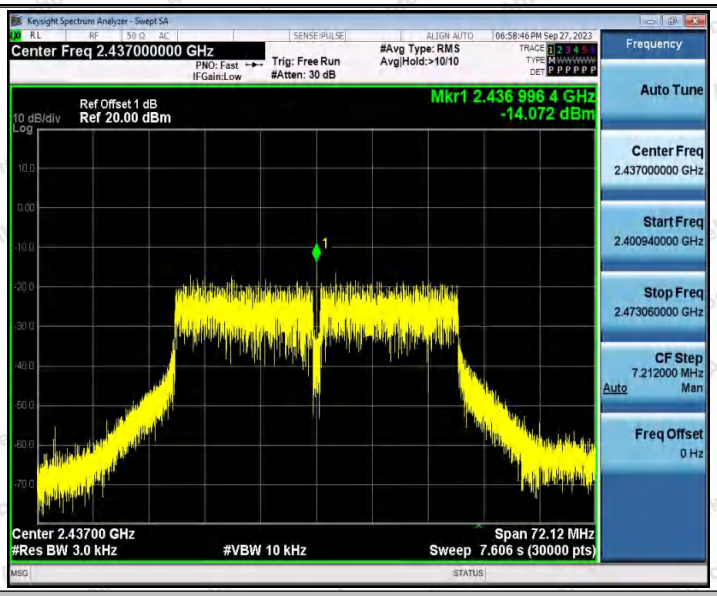

11N40SISO_Ant1_2452

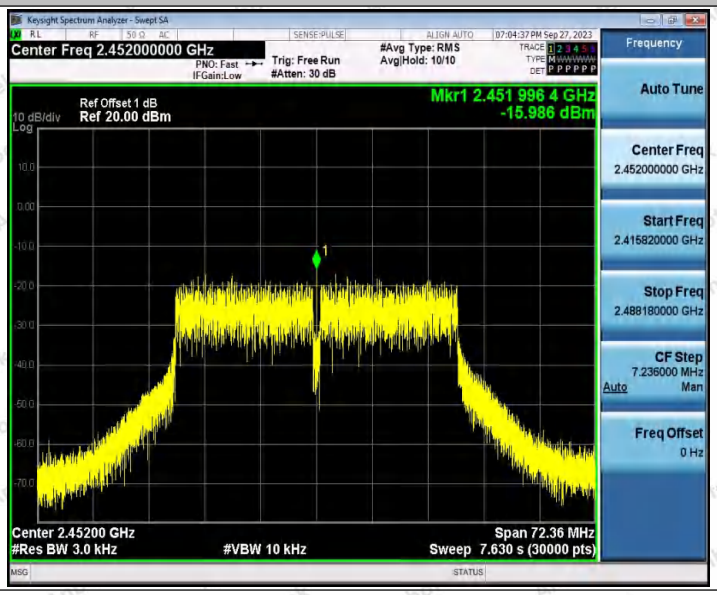

Appendix E: Band edge measurements

Test Result

TestMode	Antenna	ChName	Frequency[MHz]	RefLevel[dBm]	Result[dBm]	Limit[dBm]	Verdict
11B	Ant1	Low	2412	1.66	-46.07	≤-18.34	PASS
		High	2462	0.40	-51.34	≤-19.6	PASS
11G	Ant1	Low	2412	-6.65	-40.54	≤-26.65	PASS
		High	2462	-3.21	-50.63	≤-23.21	PASS
11N20SISO	Ant1	Low	2412	-4.63	-40.11	≤-24.63	PASS
		High	2462	-3.51	-51.24	≤-23.51	PASS
11N40SISO	Ant1	Low	2422	-3.86	-33.09	≤-23.86	PASS
		High	2452	-3.12	-43.94	≤-23.12	PASS

Test Graphs

11B_Ant1_Low_2412

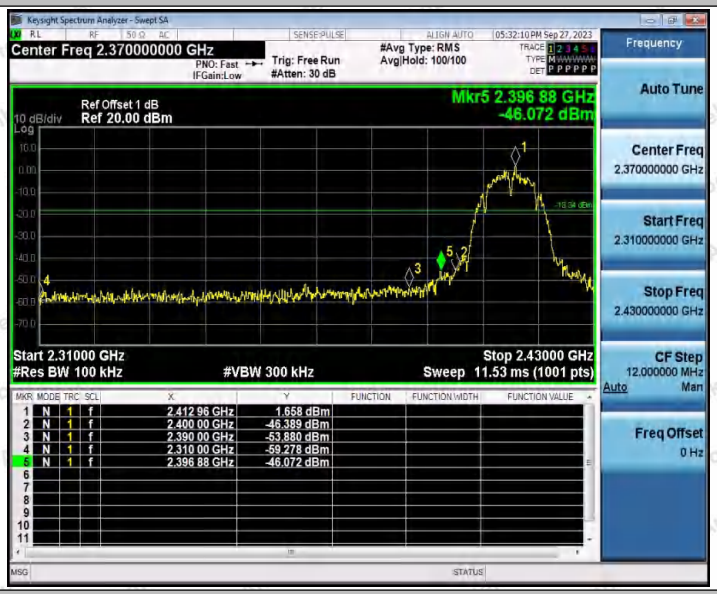

11B_Ant1_High_2462

11G_Ant1_Low_2412

11G_Ant1_High_2462

11N20SISO_Ant1_Low_2412

11N20SISO_Ant1_High_2462

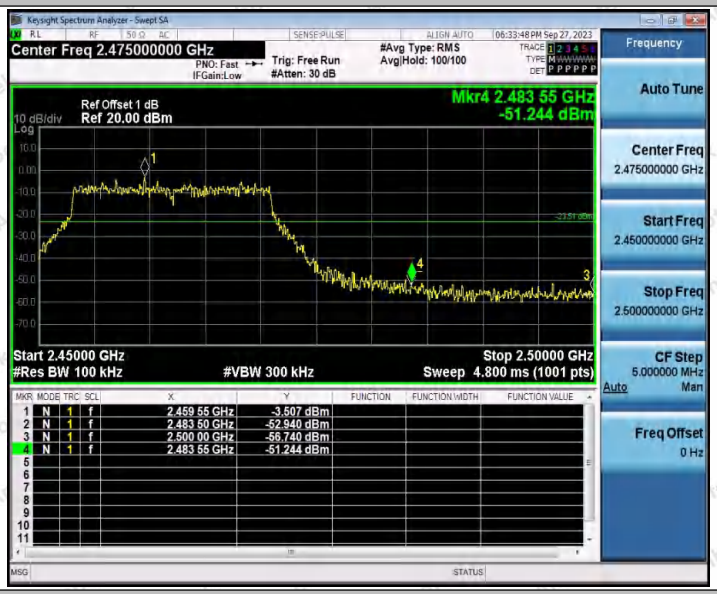

11N40SISO_Ant1_Low_2422

11N40SISO_Ant1_High_2452

Appendix F: Conducted Spurious Emission

Test Result

TestMode	Antenna	Frequency[MHz]	FreqRange [Mhz]	RefLevel [dBm]	Result [dBm]	Limit [dBm]	Verdict
11B	Ant1	2412	Reference	0.81	0.81	---	PASS
			30~1000	0.81	-53.34	≤-19.19	PASS
			1000~26500	0.81	-47	≤-19.19	PASS
		2437	Reference	1.50	1.50	---	PASS
			30~1000	1.50	-51.85	≤-18.5	PASS
			1000~26500	1.50	-47.14	≤-18.5	PASS
		2462	Reference	1.91	1.91	---	PASS
			30~1000	1.91	-52.63	≤-18.09	PASS
			1000~26500	1.91	-49.33	≤-18.09	PASS
11G	Ant1	2412	Reference	-3.76	-3.76	---	PASS
			30~1000	-3.76	-53.67	≤-23.76	PASS
			1000~26500	-3.76	-53.98	≤-23.76	PASS
		2437	Reference	-2.45	-2.45	---	PASS
			30~1000	-2.45	-56.24	≤-22.45	PASS
			1000~26500	-2.45	-48.28	≤-22.45	PASS
		2462	Reference	-1.33	-1.33	---	PASS
			30~1000	-1.33	-55.7	≤-21.33	PASS
			1000~26500	-1.33	-48.85	≤-21.33	PASS
11N20SISO	Ant1	2412	Reference	-4.74	-4.74	---	PASS
			30~1000	-4.74	-58.74	≤-24.74	PASS
			1000~26500	-4.74	-46.35	≤-24.74	PASS
		2437	Reference	-3.26	-3.26	---	PASS
			30~1000	-3.26	-58.46	≤-23.26	PASS
			1000~26500	-3.26	-53.65	≤-23.26	PASS
		2462	Reference	-3.12	-3.12	---	PASS
			30~1000	-3.12	-56.27	≤-23.12	PASS
			1000~26500	-3.12	-53.29	≤-23.12	PASS
11N40SISO	Ant1	2422	Reference	-3.52	-3.52	---	PASS
			30~1000	-3.52	-56.42	≤-23.52	PASS
			1000~26500	-3.52	-47.43	≤-23.52	PASS
		2437	Reference	-3.32	-3.32	---	PASS
			30~1000	-3.32	-56.6	≤-23.32	PASS
			1000~26500	-3.32	-53.96	≤-23.32	PASS
		2452	Reference	-5.18	-5.18	---	PASS
			30~1000	-5.18	-55.57	≤-25.18	PASS

			1000~26500	-5.18	-49.41	≤-25.18	PASS

Test Graphs

11B_Ant1_2412_0~Reference

11B_Ant1_2412_30~1000

11B_Ant1_2412_1000~26500

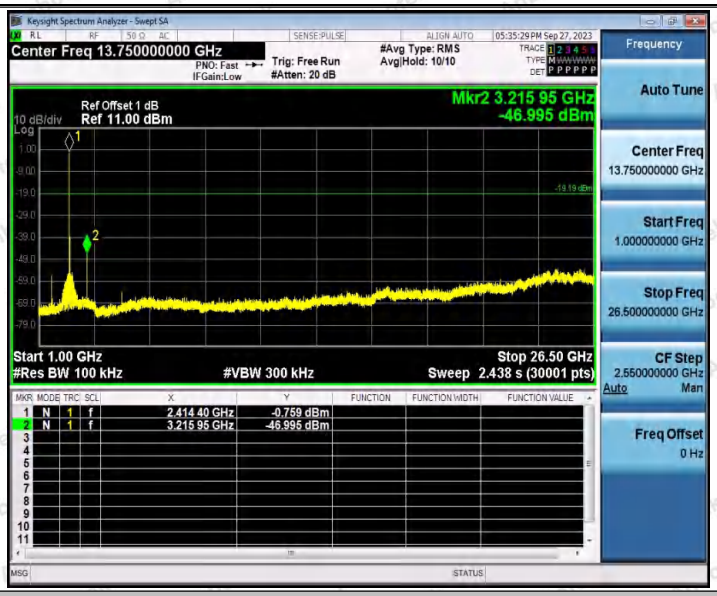

11B_Ant1_2437_0~Reference

11B_Ant1_2437_30~1000

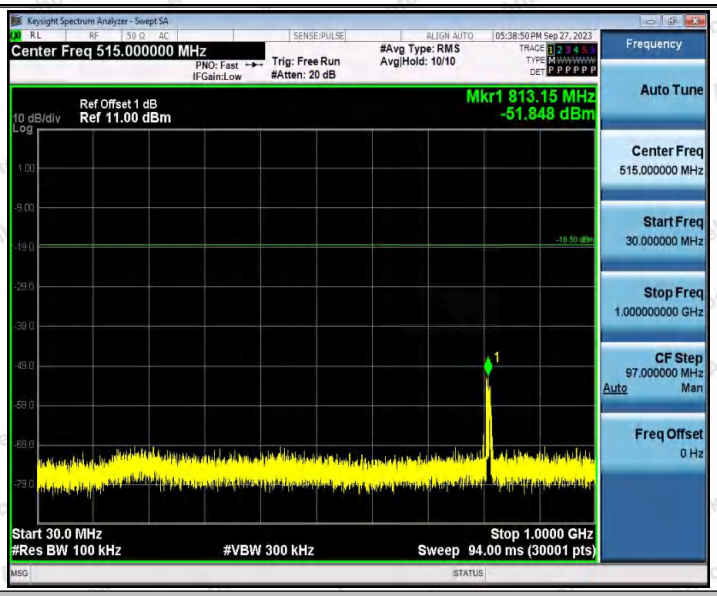

11B_Ant1_2437_1000~26500

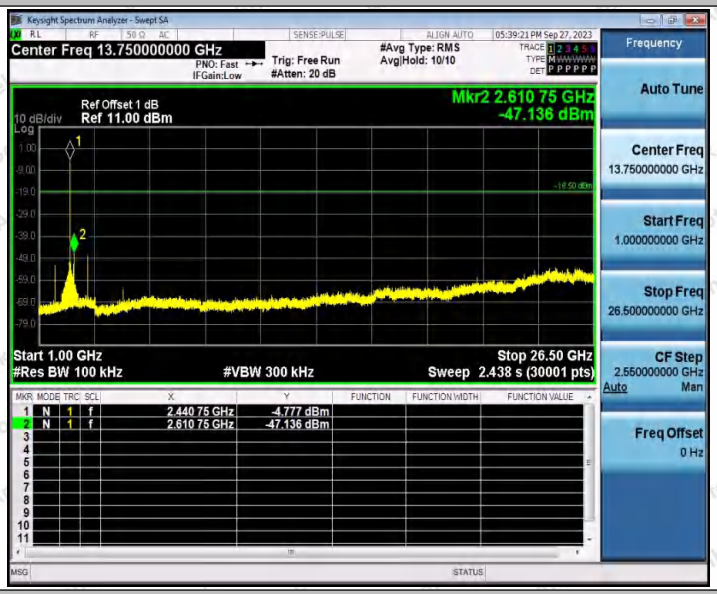

11B_Ant1_2462_0~Reference

11B_Ant1_2462_30~1000

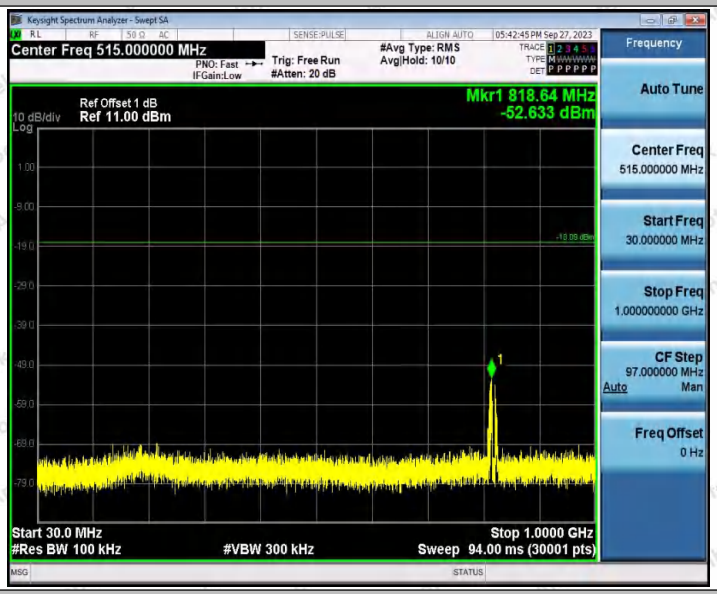

11B_Ant1_2462_1000~26500

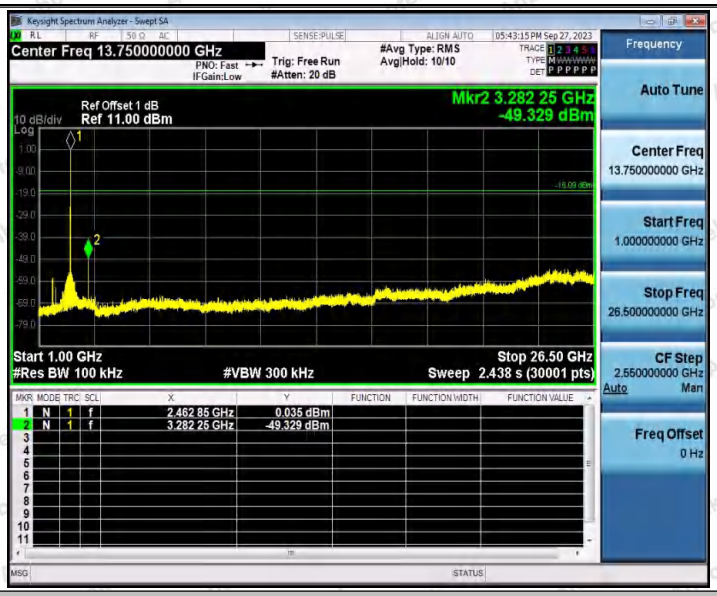

11G_Ant1_2412_0~Reference

11G_Ant1_2412_30~1000

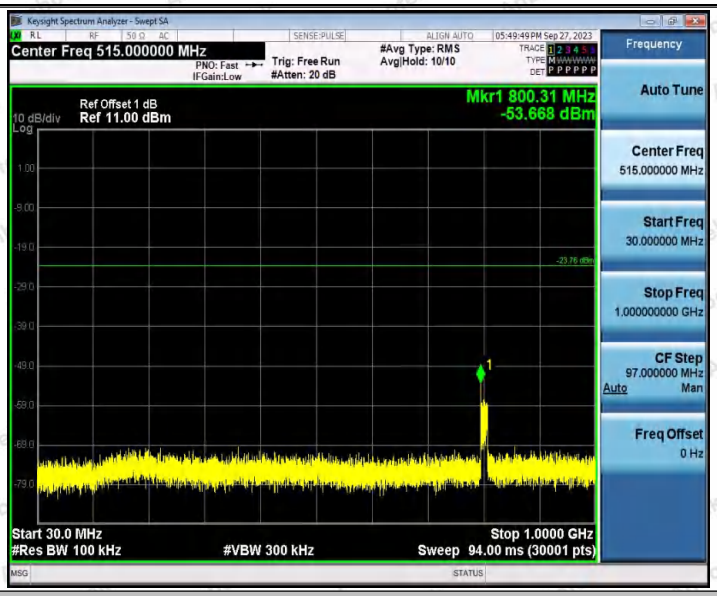

11G_Ant1_2412_1000~26500

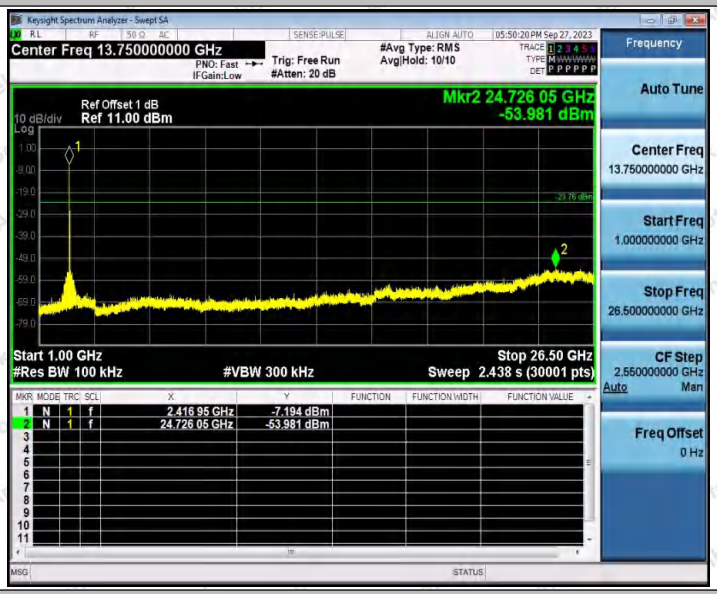

11G_Ant1_2437_0~Reference

11G_Ant1_2437_30~1000

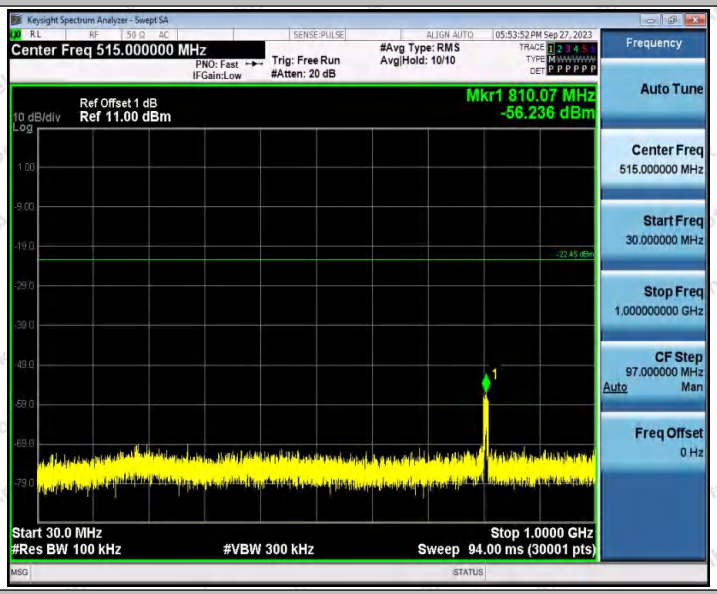

11G_Ant1_2437_1000~26500

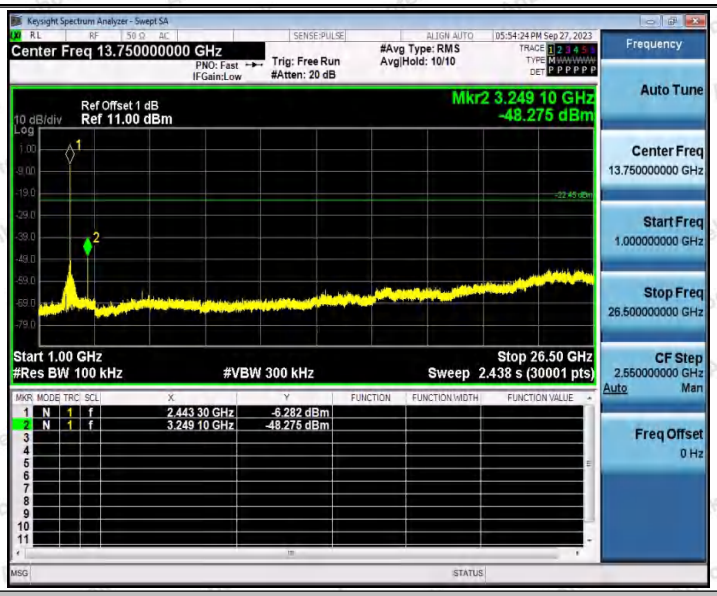

11G_Ant1_2462_0~Reference

11G_Ant1_2462_30~1000

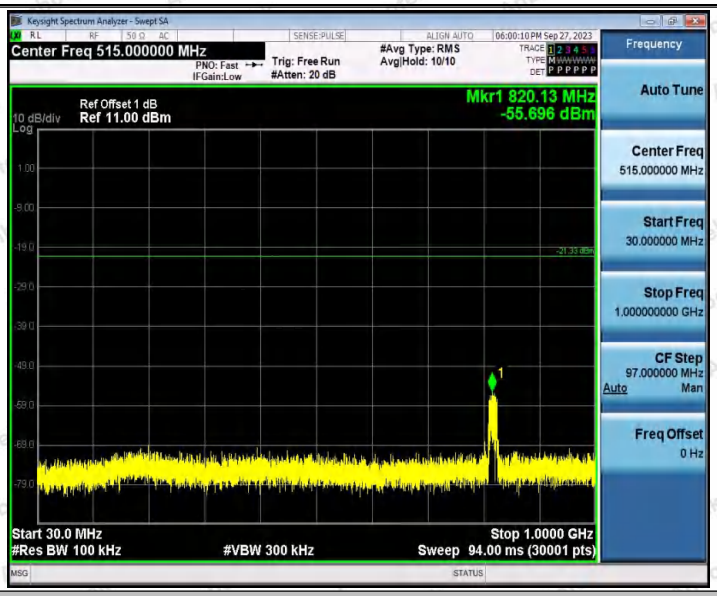

11G_Ant1_2462_1000~26500

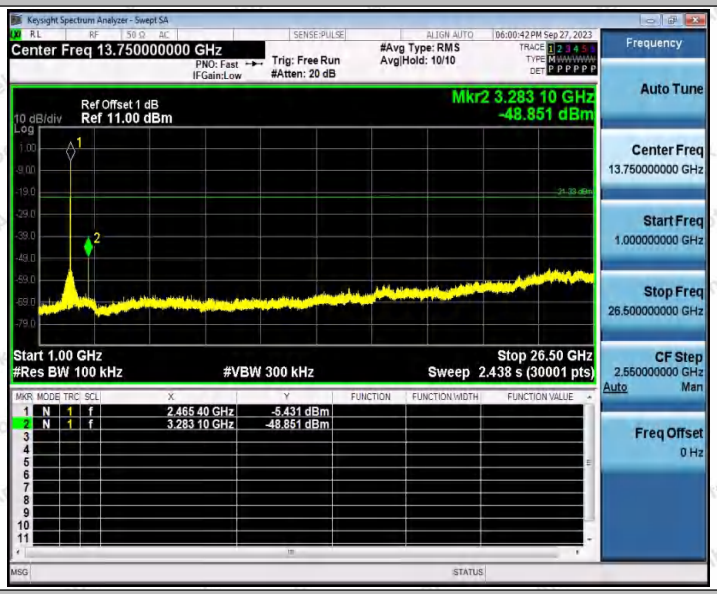

11N20SISO_Ant1_2412_0~Reference

11N20SISO_Ant1_2412_30~1000

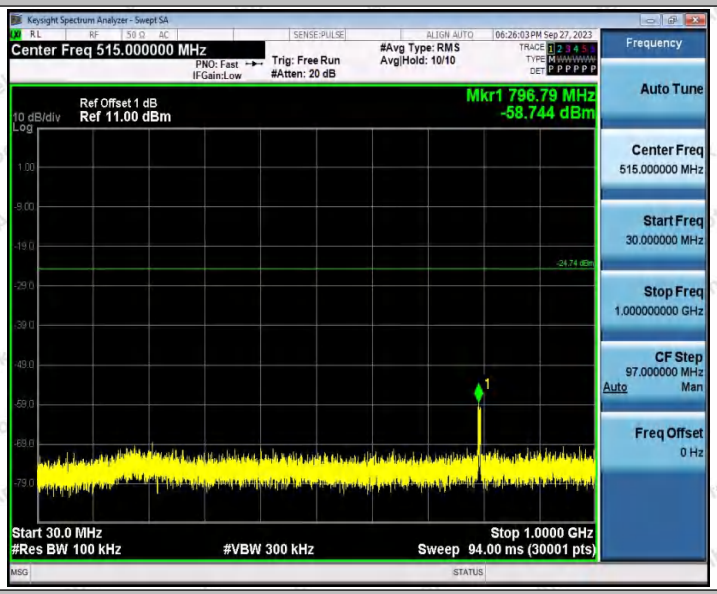

11N20SISO_Ant1_2412_1000~26500

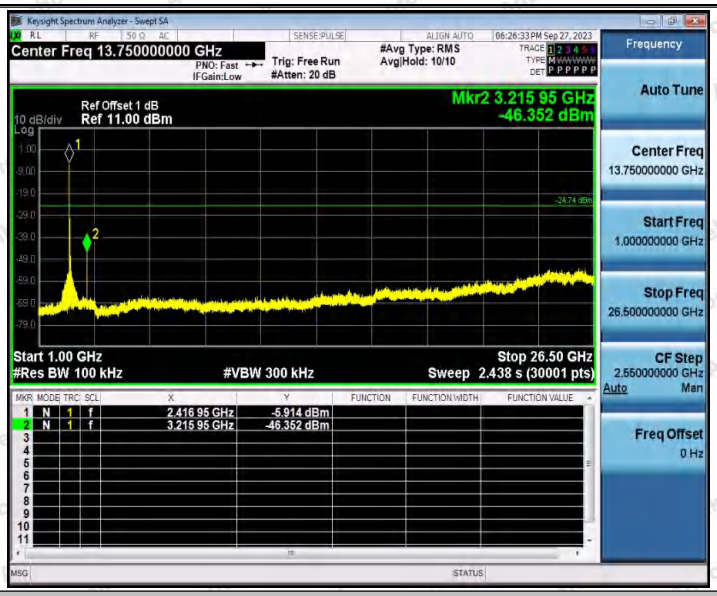

11N20SISO_Ant1_2437_0~Reference

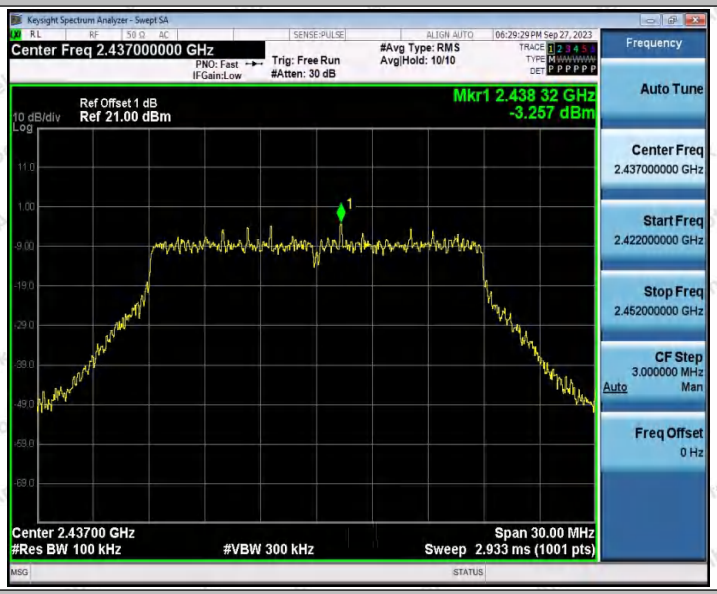

11N20SISO_Ant1_2437_30~1000

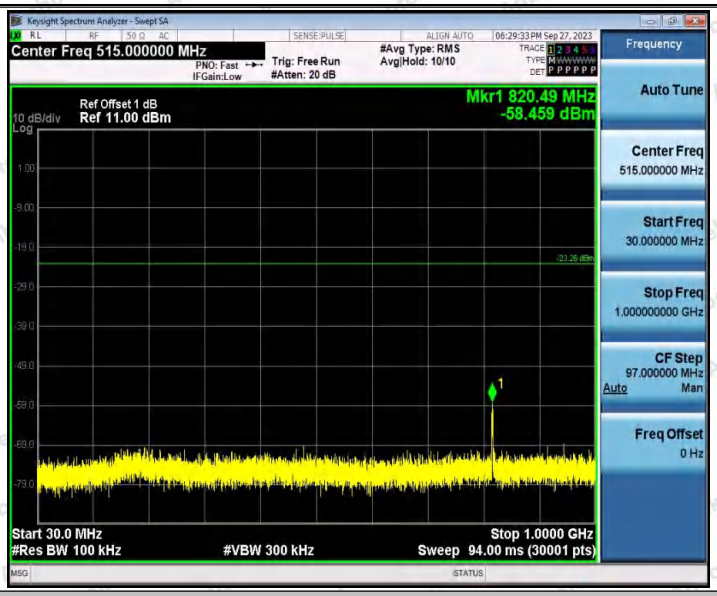

11N20SISO_Ant1_2437_1000~26500

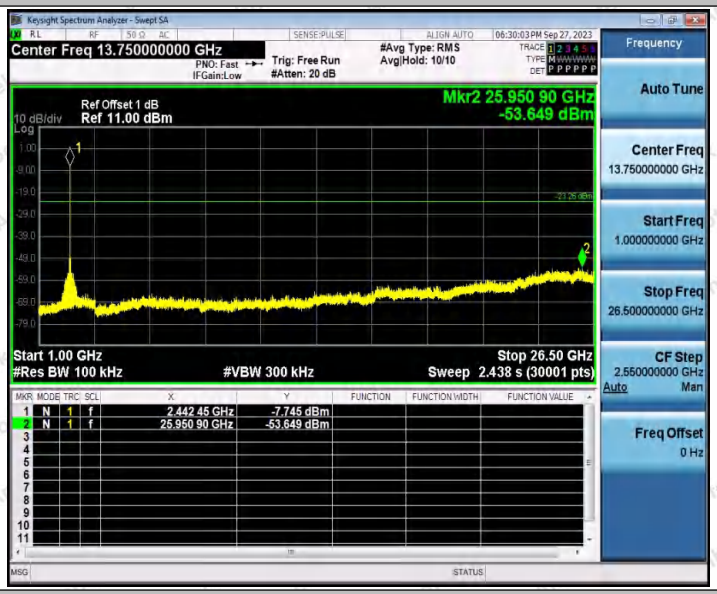

11N20SISO_Ant1_2462_0~Reference

11N20SISO_Ant1_2462_30~1000

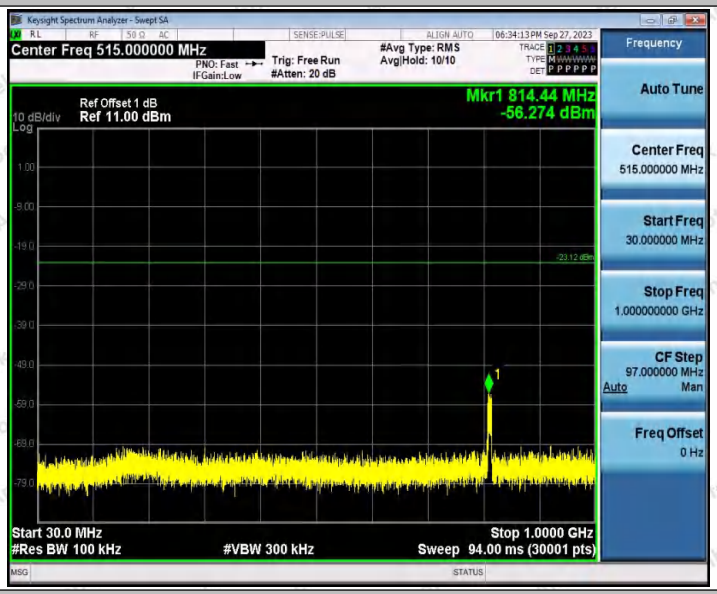

11N20SISO_Ant1_2462_1000~26500

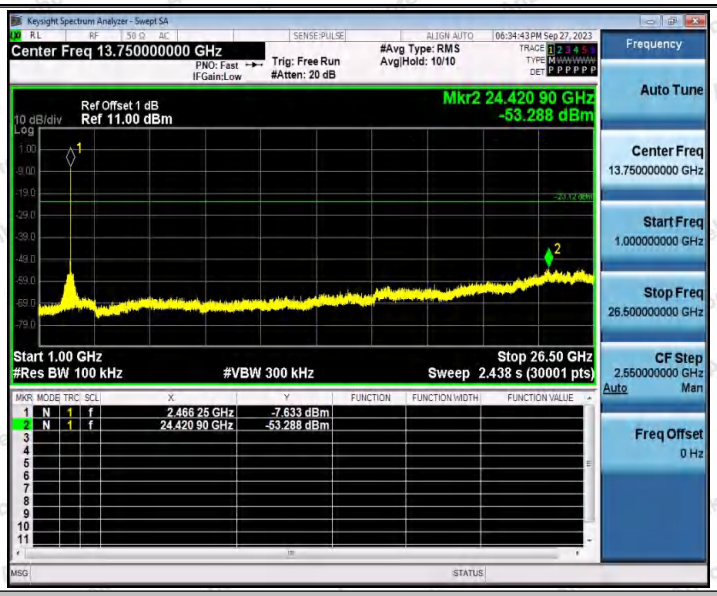

11N40SISO_Ant1_2422_0~Reference

11N40SISO_Ant1_2422_30~1000

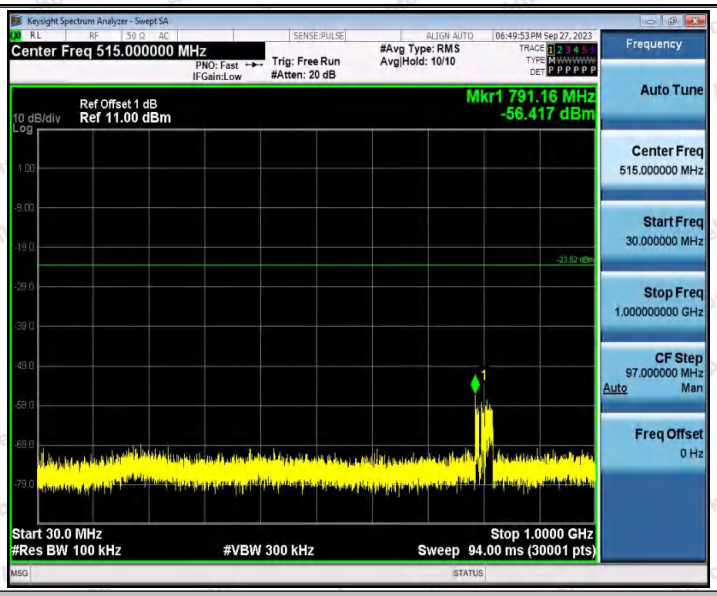

11N40SISO_Ant1_2422_1000~26500

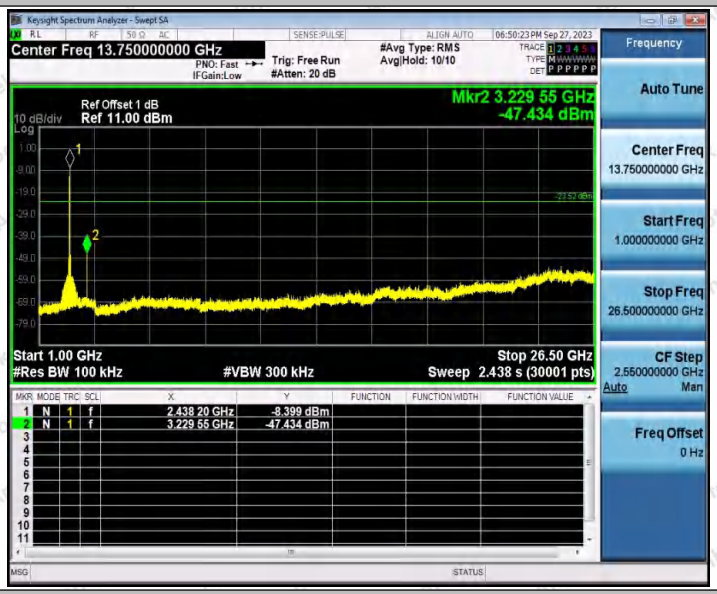

11N40SISO_Ant1_2437_0~Reference

11N40SISO_Ant1_2437_30~1000

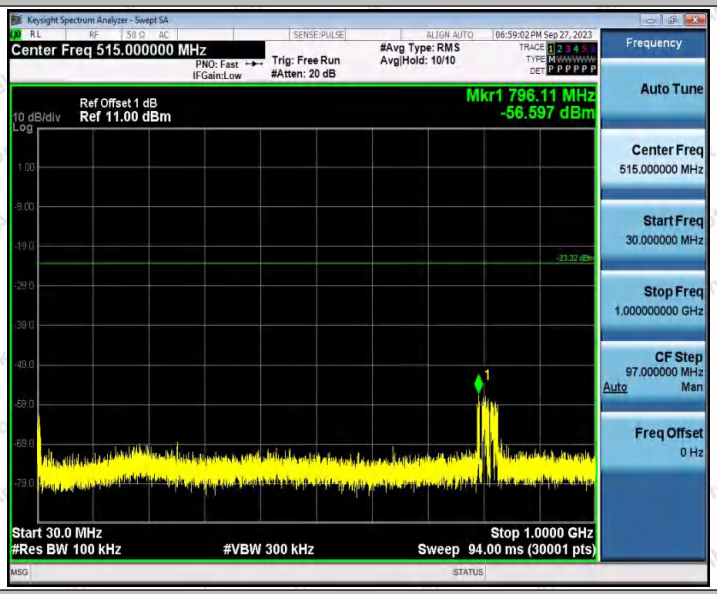

11N40SISO_Ant1_2437_1000~26500

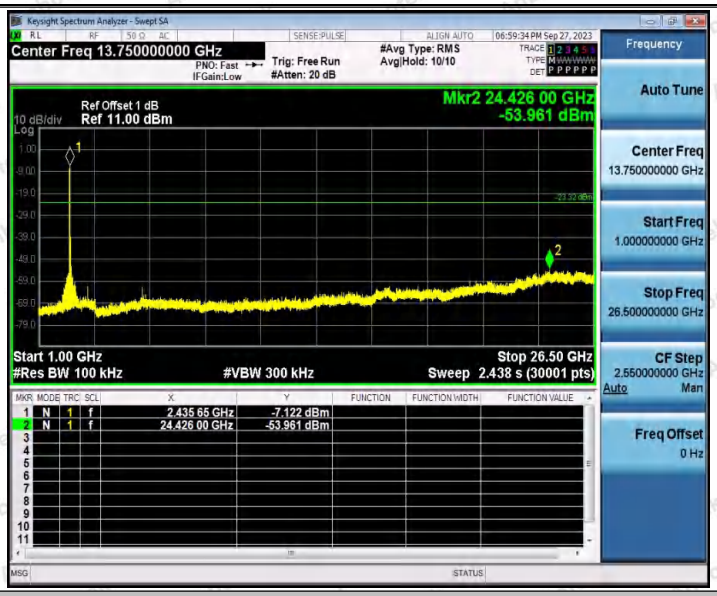

11N40SISO_Ant1_2452_0~Reference

11N40SISO_Ant1_2452_30~1000

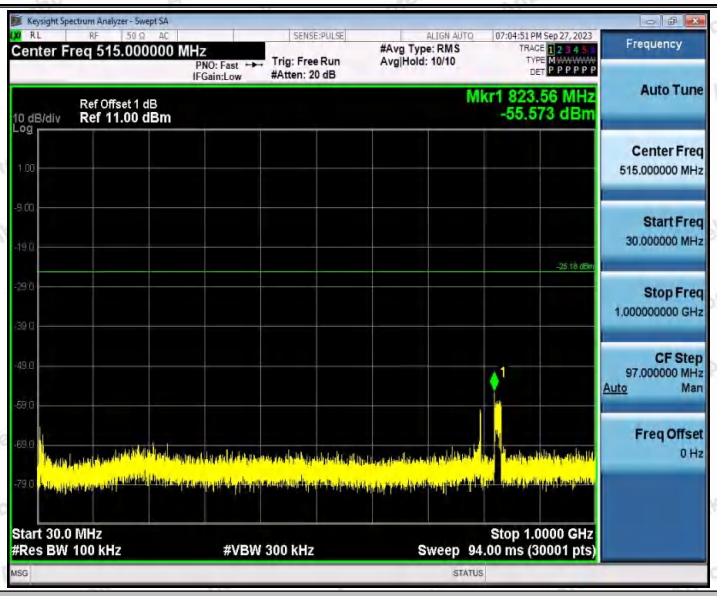

11N40SISO_Ant1_2452_1000~26500

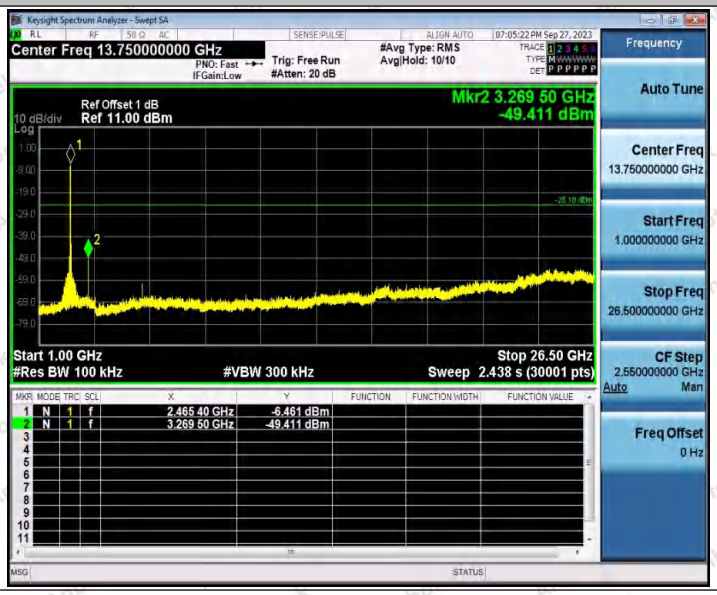

Appendix G: Duty Cycle

Test Result

TestMode	Antenna	Frequency[MHz]	Transmission Duration [ms]	Transmission Period [ms]	Duty Cycle [%]	Factor
11B	Ant1	2412	8.38	8.41	99.64	0.02
		2437	8.38	8.41	99.64	0.02
		2462	8.38	8.41	99.64	0.02
11G	Ant1	2412	1.39	1.42	97.89	0.09
		2437	1.39	1.43	97.20	0.12
		2462	1.39	1.43	97.20	0.12
11N20SISO	Ant1	2412	1.30	1.34	97.01	0.13
		2437	1.30	1.34	97.01	0.13
		2462	1.29	1.33	96.99	0.13
11N40SISO	Ant1	2422	0.65	0.68	95.59	0.20
		2437	0.65	0.69	94.20	0.26
		2452	0.64	0.68	94.12	0.26

Test Graphs

11B_Ant1_2412

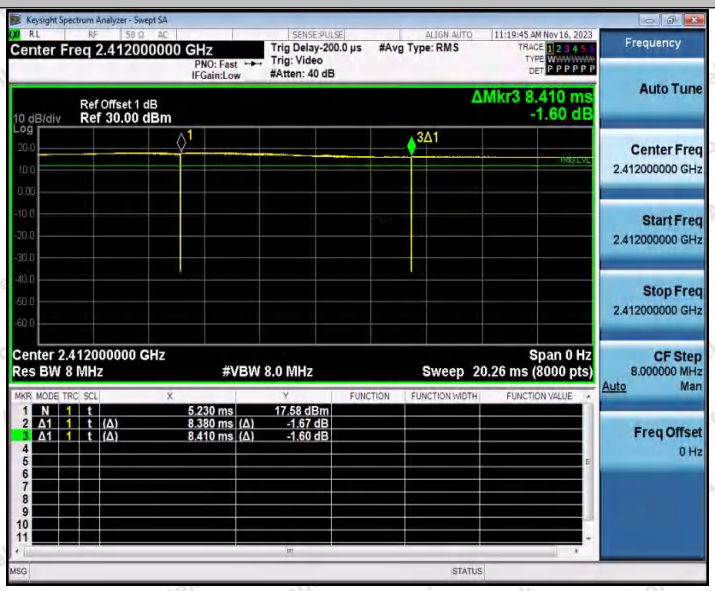

11B_Ant1_2437

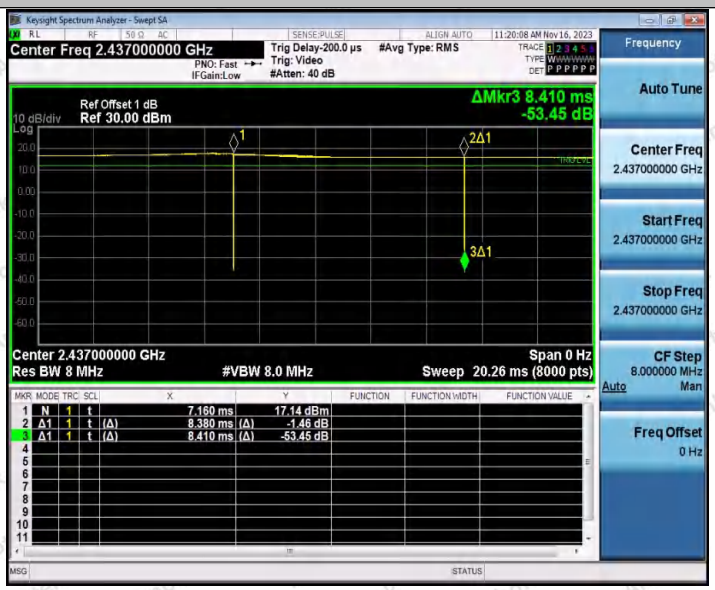

11B_Ant1_2462

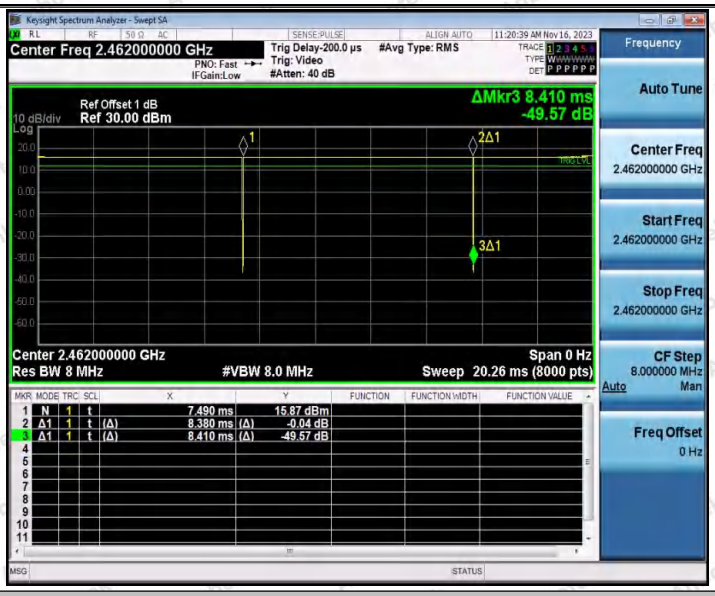

11G_Ant1_2412

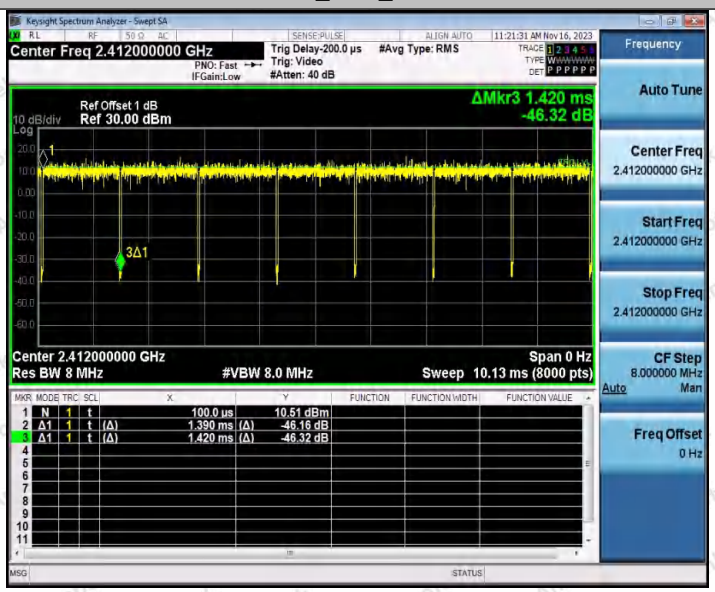

11G_Ant1_2437

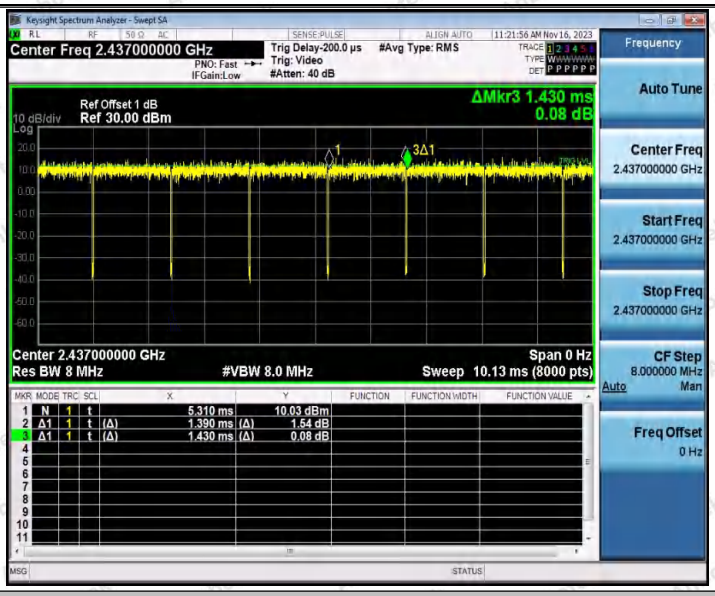

11G_Ant1_2462

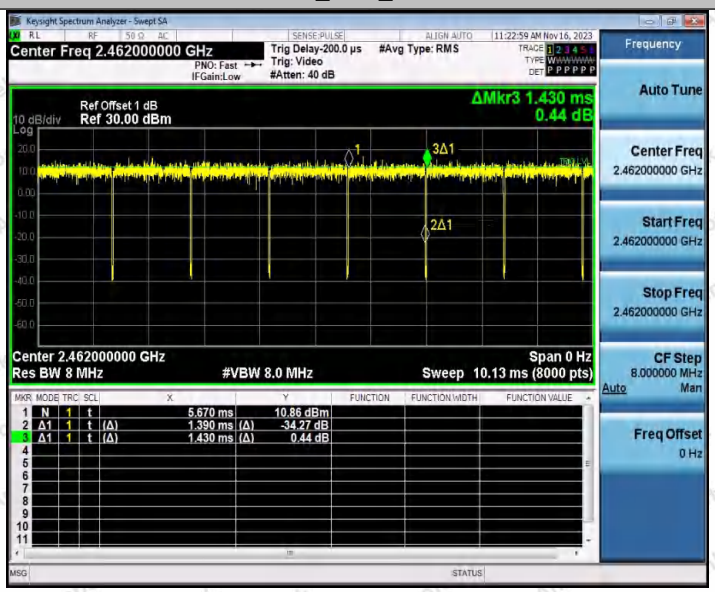

11N20SISO_Ant1_2412

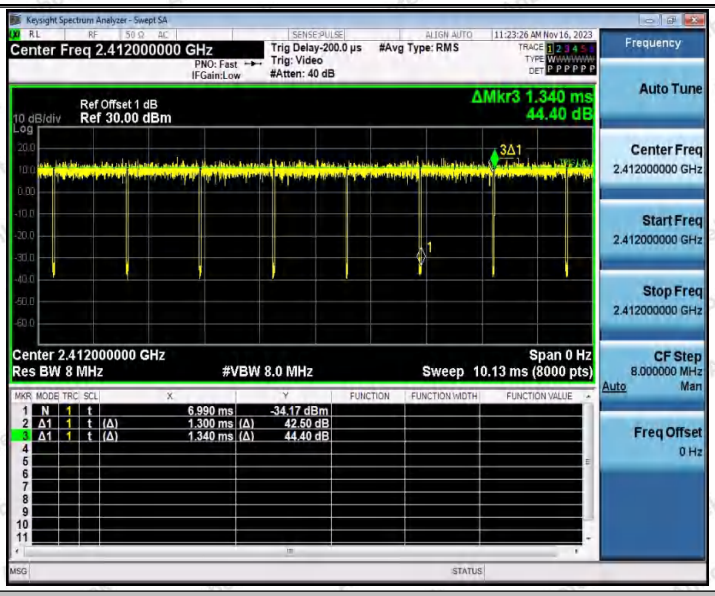

11N20SISO_Ant1_2437

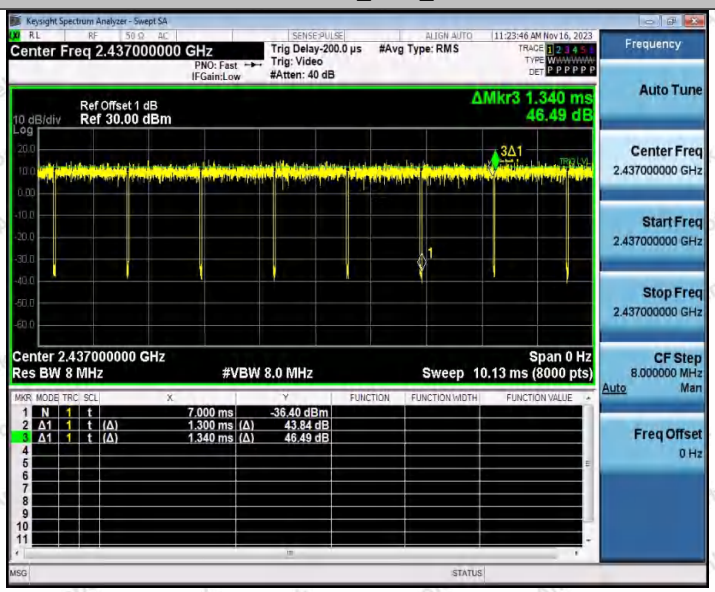

11N20SISO_Ant1_2462

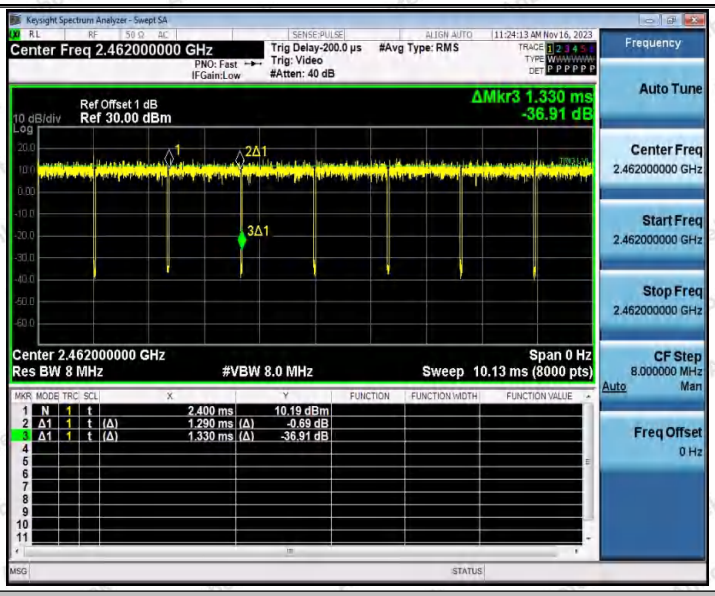

11N40SISO_Ant1_2422

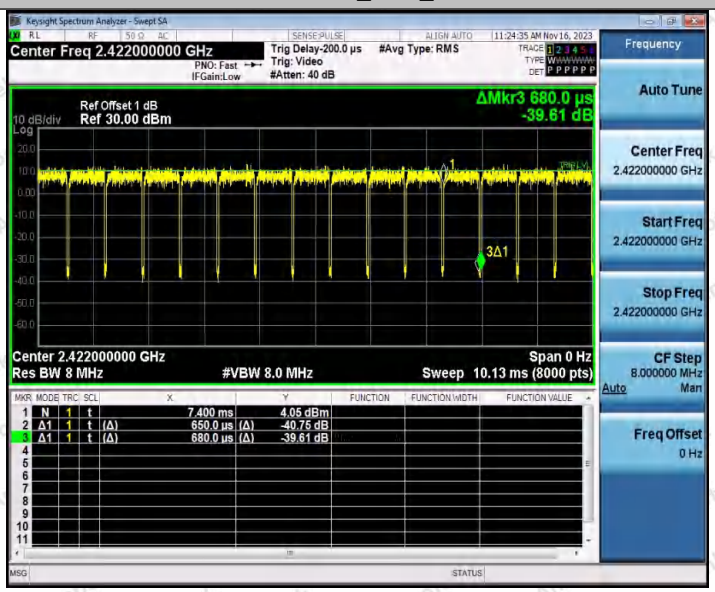

11N40SISO_Ant1_2437

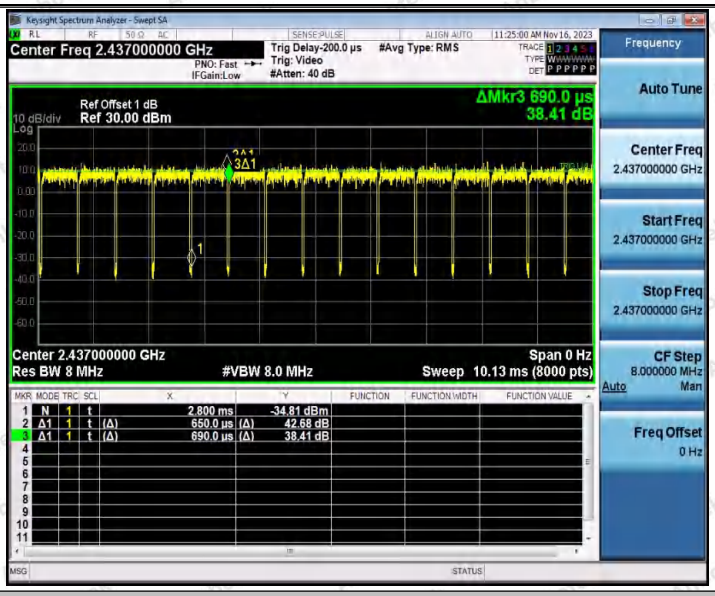

11N40SISO_Ant1_2452

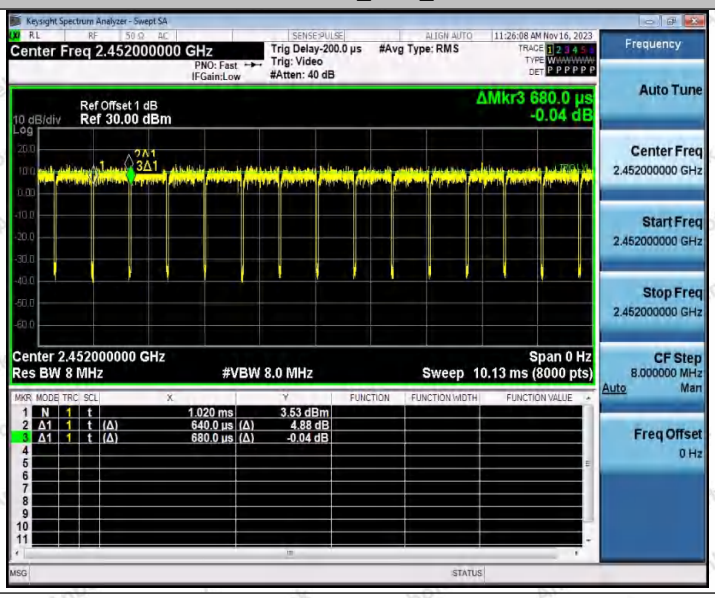

---End---