RF Test Report

For

Applicant Name:	**XOUNTS Hamburg GmbH**
Address:	Geibelstrasse 46A Hamburg 22303 Germany
EUT Name:	Smart LED bulb
Brand Name:	XOUNTS GmbH
Model Number:	4864

Issued By

Company Name:	**BTF Testing Lab (Shenzhen) Co., Ltd.**
Address:	F101, 201 and 301, Building 1, Block 2, Tantou Industrial Park, Tantou Community, Songgang Street, Bao'an District, Shenzhen, China
Report Number:	BTF240314R00102
Test Standards:	47 CFR Part 15.247
Test Conclusion:	Pass
FCC ID:	2BCZY-4864
Test Date:	2024-03-15 to 2024-04-01
Date of Issue:	2024-04-02
Prepared By:	Chris Liu / Project Engineer
Date:	2024-04-02
Approved By:	Ryan.CJ / EMC Manager
Date:	2024-04-02

Note: All the test results in this report only related to the testing samples. Which can be duplicated completely for the legal use with approval of applicant; it shall not be reproduced except in full without the written approval of BTF Testing Lab (Shenzhen) Co., Ltd., All the objections should be raised within thirty days from the date of issue. To validate the report, you can contact us.

Revision History		
Version	Issue Date	Revisions Content
R_V0	2024-04-02	Original
Note: Once the revision has been made, then previous versions reports are invalid.		

Total or partial reproduction of this document without permission of the Laboratory is not allowed.

BTF Testing Lab (Shenzhen) Co., Ltd.
F101, 201 and 301, Building 1, Block 2, Tantou Industrial Park, Tantou Community, Songgang Street, Bao'an District, Shenzhen, China

Table of Contents

1 INTRODUCTION 5
1.1 Identification of Testing Laboratory 5
1.2 Identification of the Responsible Testing Location 5
1.3 Announcement 5
2 PRODUCT INFORMATION 6
2.1 Application Information 6
2.2 Manufacturer Information 6
2.3 Factory Information 6
2.4 General Description of Equipment under Test (EUT) 6
2.5 Technical Information 6
3 SUMMARY OF TEST RESULTS 7
3.1 Test Standards 7
3.2 Uncertainty of Test 7
3.3 Summary of Test Result 7
4 TEST CONFIGURATION 8
4.1 Test Equipment List 8
4.2 Test Auxiliary Equipment 10
4.3 Test Modes 10
5 EVALUATION RESULTS (EVALUATION) 11
5.1 Antenna requirement 11
5.1.1 Conclusion: 11
6 RADIO SPECTRUM MATTER TEST RESULTS (RF) 12
6.1 Conducted Emission at AC power line 12
6.1.1 E.U.T. Operation: 12
6.1.2 Test Setup Diagram: 12
6.1.3 Test Data: 13
6.2 Occupied Bandwidth 15
6.2.1 E.U.T. Operation: 15
6.2.2 Test Setup Diagram: 15
6.2.3 Test Data: 15
6.3 Maximum Conducted Output Power 16
6.3.1 E.U.T. Operation: 16
6.3.2 Test Setup Diagram: 16
6.3.3 Test Data: 16
6.4 Power Spectral Density 17
6.4.1 E.U.T. Operation: 17
6.4.2 Test Setup Diagram: 17
6.4.3 Test Data: 17
6.5 Emissions in non-restricted frequency bands 18
6.5.1 E.U.T. Operation: 18
6.5.2 Test Setup Diagram: 18
6.5.3 Test Data: 18
6.6 Band edge emissions (Radiated) 19
6.6.1 E.U.T. Operation: 19
6.6.2 Test Setup Diagram: 19
6.6.3 Test Data: 20
6.7 Emissions in frequency bands (below 1GHz) 21
6.7.1 E.U.T. Operation: 21
6.7.2 Test Setup Diagram: 21

Total or partial reproduction of this document without permission of the Laboratory is not allowed.

BTF Testing Lab (Shenzhen) Co., Ltd.
F101, 201 and 301, Building 1, Block 2, Tantou Industrial Park, Tantou Community, Songgang Street, Bao'an District, Shenzhen, China

6.7.3 Test Data: 22
6.8 Emissions in frequency bands (above 1GHz) 24
6.8.1 E.U.T. Operation: 24
6.8.2 Test Setup Diagram: 24
6.8.3 Test Data: 25
7 TEST SETUP PHOTOS 27
8 EUT CONSTRUCTIONAL DETAILS (EUT PHOTOS) 29
APPENDIX 30

Total or partial reproduction of this document without permission of the Laboratory is not allowed.

BTF Testing Lab (Shenzhen) Co., Ltd.
F101, 201 and 301, Building 1, Block 2, Tantou Industrial Park, Tantou Community, Songgang Street, Bao'an District, Shenzhen, China

1 Introduction

1.1 Identification of Testing Laboratory

Company Name:	BTF Testing Lab (Shenzhen) Co., Ltd.
Address:	F101, 201 and 301, Building 1, Block 2, Tantou Industrial Park, Tantou Community, Songgang Street, Bao'an District, Shenzhen, China
Phone Number:	+86-0755-23146130
Fax Number:	+86-0755-23146130

1.2 Identification of the Responsible Testing Location

Company Name:	BTF Testing Lab (Shenzhen) Co., Ltd.
Address:	F101, 201 and 301, Building 1, Block 2, Tantou Industrial Park, Tantou Community, Songgang Street, Bao'an District, Shenzhen, China
Phone Number:	+86-0755-23146130
Fax Number:	+86-0755-23146130
FCC Registration Number:	518915
Designation Number:	CN1330

1.3 Announcement

(1) The test report reference to the report template version v0.
(2) The test report is invalid if not marked with the signatures of the persons responsible for preparing, reviewing and approving the test report.
(3) The test report is invalid if there is any evidence and/or falsification.
(4) This document may not be altered or revised in any way unless done so by BTF and all revisions are duly noted in the revisions section.
(5) Content of the test report, in part or in full, cannot be used for publicity and/or promotional purposes without prior written approval from the laboratory.
(6) The laboratory is only responsible for the data released by the laboratory, except for the part provided by the applicant.

Total or partial reproduction of this document without permission of the Laboratory is not allowed.

BTF Testing Lab (Shenzhen) Co., Ltd.
F101, 201 and 301, Building 1, Block 2, Tantou Industrial Park, Tantou Community, Songgang Street, Bao'an District, Shenzhen, China

2 Product Information

2.1 Application Information

Company Name:	XOUNTS Hamburg GmbH
Address:	Geibelstrasse 46A Hamburg 22303 Germany

2.2 Manufacturer Information

Company Name:	Shenzhen Sowye Technology Co., Ltd
Address:	2F, A9 Building, Longwangmiao Industrial, East District, Baishixia, Fuyong, Bao'an, Shenzhen, 518103, Guangdong, China

2.3 Factory Information

Company Name:	Shenzhen Sowye Technology Co., Ltd
Address:	2F, A9 Building, Longwangmiao Industrial, East District, Baishixia, Fuyong, Bao'an, Shenzhen, 518103, Guangdong, China

2.4 General Description of Equipment under Test (EUT)

EUT Name:	Smart LED bulb
Test Model Number:	4864
Software Version:	V0.1
Hardware Version:	V0.1

2.5 Technical Information

Power Supply:	AC 100-240V 50/60Hz
Operation Frequency:	802.11b/g/n(HT20): 2412MHz to 2462MHz; 802.11n(HT40): 2422MHz to 2452MHz
Number of Channels:	802.11b/g/n(HT20): 11 Channels; 802.11n(HT40): 7 Channels
Modulation Type:	802.11b: DSSS(CCK, DQPSK, DBPSK); 802.11g: OFDM(BPSK, QPSK, 16QAM, 64QAM); 802.11n(HT20 and HT40): OFDM (BPSK, QPSK, 16QAM, 64QAM)
Antenna Type:	Ceramic antenna
Antenna Gain#:	2.01dBi
Note: #: The antenna gain provided by the applicant, and the laboratory will not be responsible for the accumulated calculation results which covers the information provided by the applicant.	

Total or partial reproduction of this document without permission of the Laboratory is not allowed.

BTF Testing Lab (Shenzhen) Co., Ltd.
F101, 201 and 301, Building 1, Block 2, Tantou Industrial Park, Tantou Community, Songgang Street, Bao'an District, Shenzhen, China

3 Summary of Test Results

3.1 Test Standards

The tests were performed according to following standards:
47 CFR Part 15.247: Operation within the bands 902-928 MHz, 2400-2483.5 MHz, and 5725-5850 MHz

3.2 Uncertainty of Test

Item	Measurement Uncertainty
Conducted Emission (150 kHz-30 MHz)	±2.64dB
Occupied Bandwidth	±69kHz
Transmitter Power, Conducted	±0.87dB
Power Spectral Density	±0.69dB
Conducted Spurious Emissions	±0.95dB
Radiated Spurious Emissions (above 1GHz)	1-6GHz: ±3.94dB 6-18GHz: ±4.16dB
Radiated Spurious Emissions (30M - 1GHz)	±4.12dB
The following measurement uncertainty levels have been estimated for tests performed on the EUT as specified in CISPR 16-4-2. This uncertainty represents an expanded uncertainty expressed at approximately the 95% confidence level using a coverage factor of k=2.	

3.3 Summary of Test Result

Item	Standard	Requirement	Result
Antenna requirement	47 CFR Part 15.247	47 CFR 15.203	Pass
Conducted Emission at AC power line	47 CFR Part 15.247	47 CFR 15.207(a)	Pass
Occupied Bandwidth	47 CFR Part 15.247	47 CFR 15.247(a)(2)	Pass
Maximum Conducted Output Power	47 CFR Part 15.247	47 CFR 15.247(b)(3)	Pass
Power Spectral Density	47 CFR Part 15.247	47 CFR 15.247(e)	Pass
Emissions in non-restricted frequency bands	47 CFR Part 15.247	47 CFR 15.247(d), 15.209, 15.205	Pass
Band edge emissions (Radiated)	47 CFR Part 15.247	47 CFR 15.247(d), 15.209, 15.205	Pass
Emissions in frequency bands (below 1GHz)	47 CFR Part 15.247	47 CFR 15.247(d), 15.209, 15.205	Pass
Emissions in frequency bands (above 1GHz)	47 CFR Part 15.247	47 CFR 15.247(d), 15.209, 15.205	Pass

Total or partial reproduction of this document without permission of the Laboratory is not allowed.

BTF Testing Lab (Shenzhen) Co., Ltd.
F101, 201 and 301, Building 1, Block 2, Tantou Industrial Park, Tantou Community, Songgang Street, Bao'an District, Shenzhen, China

4 Test Configuration

4.1 Test Equipment List

Conducted Emission at AC power line					
Equipment	**Manufacturer**	**Model No**	**Inventory No**	**Cal Date**	**Cal Due Date**
Pulse Limiter	SCHWARZBECK	VTSD 9561-F	00953	/	/
Coaxial Switcher	SCHWARZBECK	CX210	CX210	/	/
V-LISN	SCHWARZBECK	NSLK 8127	01073	2023-11-16	2024-11-15
LISN	AFJ	LS16/110VAC	16010020076	2023-11-26	2024-11-15
EMI Receiver	ROHDE&SCHWARZ	ESCI3	101422	2023-11-15	2024-11-14

Occupied Bandwidth Maximum Conducted Output Power Power Spectral Density Emissions in non-restricted frequency bands					
Equipment	**Manufacturer**	**Model No**	**Inventory No**	**Cal Date**	**Cal Due Date**
RFTest software	/	V1.00	/	/	/
RF Control Unit	Techy	TR1029-1	/	/	/
RF Sensor Unit	Techy	TR1029-2	/	/	/
Programmable constant temperature and humidity box	ZZCKONG	ZZ-K02A	20210928007	2023-11-16	2024-11-15
Adjustable Direct Current Regulated Power Supply	Dongguan Tongmen Electronic Technology Co., LTD	etm-6050c	20211026123	/	/
WIDEBAND RADIO COMMNUNICATION TESTER	Rohde & Schwarz	CMW500	161997	2023-11-16	2024-11-15
MXA Signal Analyzer	KEYSIGHT	N9020A	MY50410020	2023-11-16	2024-11-15

Total or partial reproduction of this document without permission of the Laboratory is not allowed.

BTF Testing Lab (Shenzhen) Co., Ltd.
F101, 201 and 301, Building 1, Block 2, Tantou Industrial Park, Tantou Community, Songgang Street, Bao'an District, Shenzhen, China

Band edge emissions (Radiated) Emissions in frequency bands (below 1GHz) Emissions in frequency bands (above 1GHz)					
Equipment	**Manufacturer**	**Model No**	**Inventory No**	**Cal Date**	**Cal Due Date**
Coaxial cable Multiflex 141	Schwarzbeck	N/SMA 0.5m	517386	/	/
Preamplifier	SCHWARZBECK	BBV9744	00246	/	/
RE Cable	REBES Talent	UF1-SMASMAM-10m	21101566	/	/
RE Cable	REBES Talent	UF2-NMNM-10m	21101570	/	/
RE Cable	REBES Talent	UF1-SMASMAM-1m	21101568	/	/
RE Cable	REBES Talent	UF2-NMNM-1m	21101576	/	/
RE Cable	REBES Talent	UF2-NMNM-2.5m	21101573	/	/
POSITIONAL CONTROLLER	SKET	PCI-GPIB	/	/	/
Horn Antenna	SCHWARZBECK	BBHA9170	01157	2023-11-13	2024-11-12
EMI TEST RECEIVER	ROHDE&SCHWARZ	ESCI7	101032	2023-11-16	2024-11-15
SIGNAL ANALYZER	ROHDE&SCHWARZ	FSQ40	100010	2023-11-16	2024-11-15
POSITIONAL CONTROLLER	SKET	PCI-GPIB	/	/	/
Broadband Preamplilifier	SCHWARZBECK	BBV9718D	00008	/	/
Horn Antenna	SCHWARZBECK	BBHA9120D	2597	2022-05-22	2024-05-21
EZ_EMC	Frad	FA-03A2 RE+	/	/	/
POSITIONAL CONTROLLER	SKET	PCI-GPIB	/	/	/
Log periodic antenna	SCHWARZBECK	VULB 9168	01328	2023-11-13	2024-11-12

Total or partial reproduction of this document without permission of the Laboratory is not allowed.

BTF Testing Lab (Shenzhen) Co., Ltd.
F101, 201 and 301, Building 1, Block 2, Tantou Industrial Park, Tantou Community, Songgang Street, Bao'an District, Shenzhen, China

4.2 Test Auxiliary Equipment

The EUT was tested as an independent device.

4.3 Test Modes

No.	Test Modes	Description
TM1	802.11b mode	Keep the EUT in 802.11b transmitting mode.
TM2	802.11g mode	Keep the EUT in 802.11g transmitting mode.
TM3	802.11n(HT20) mode	Keep the EUT in 802.11n(HT20) transmitting mode.
TM4	802.11n(HT40) mode	Keep the EUT in 802.11n(HT40) transmitting mode.

Total or partial reproduction of this document without permission of the Laboratory is not allowed.

BTF Testing Lab (Shenzhen) Co., Ltd.
F101, 201 and 301, Building 1, Block 2, Tantou Industrial Park, Tantou Community, Songgang Street, Bao'an District, Shenzhen, China

5 Evaluation Results (Evaluation)

5.1 Antenna requirement

Test Requirement:	Refer to 47 CFR Part 15.203, an intentional radiator shall be designed to ensure that no antenna other than that furnished by the responsible party shall be used with the device. The use of a permanently attached antenna or of an antenna that uses a unique coupling to the intentional radiator shall be considered sufficient to comply with the provisions of this section.

5.1.1 Conclusion:



6 Radio Spectrum Matter Test Results (RF)

6.1 Conducted Emission at AC power line

Test Requirement:	Refer to 47 CFR 15.207(a), Except as shown in paragraphs (b)and (c)of this section, for an intentional radiator that is designed to be connected to the public utility (AC) power line, the radio frequency voltage that is conducted back onto the AC power line on any frequency or frequencies, within the band 150 kHz to 30 MHz, shall not exceed the limits in the following table, as measured using a 50 µH/50 ohms line impedance stabilization network (LISN).
Test Method:	ANSI C63.10-2013 section 6.2
Test Limit:	

Frequency of emission (MHz)	Conducted limit (dBµV)	
	Quasi-peak	Average
0.15-0.5	66 to 56*	56 to 46*
0.5-5	56	46
5-30	60	50

*Decreases with the logarithm of the frequency.

Procedure:	Refer to ANSI C63.10-2013 section 6.2, standard test method for ac power-line conducted emissions from unlicensed wireless devices

6.1.1 E.U.T. Operation:

Operating Environment:	
Temperature:	22.1 °C
Humidity:	49.2 %
Atmospheric Pressure:	1010 mbar

6.1.2 Test Setup Diagram:

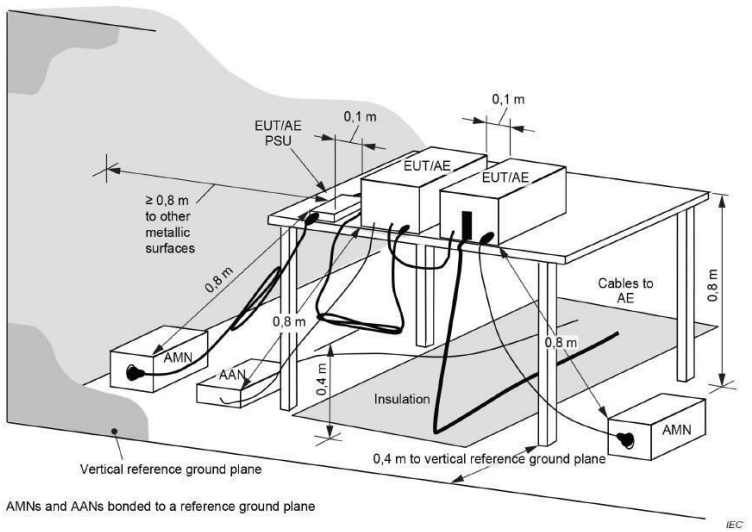

6.1.3 Test Data:

TM1 / Line: Line / Band: 2400-2483.5 MHz / BW: 20 / CH: M

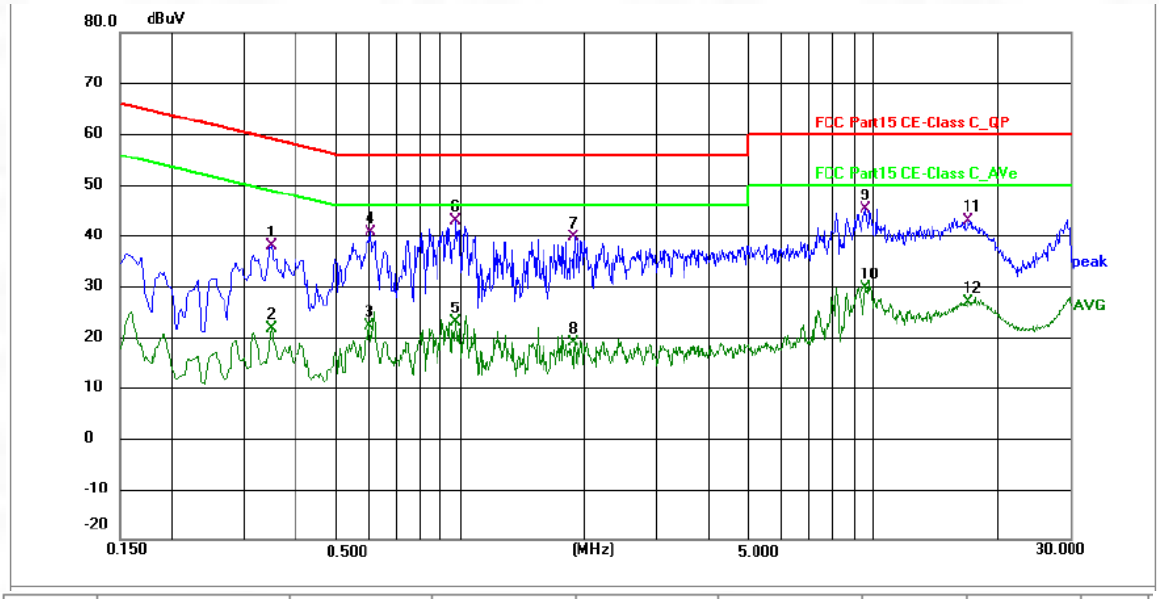

No.	Frequency (MHz)	Reading (dBuV)	Factor ()	Level (dBuV)	Limit (dBuV)	Margin (dB)	Detector	P/F
1	0.3480	27.27	10.57	37.84	59.01	-21.17	QP	P
2	0.3480	11.15	10.57	21.72	49.01	-27.29	AVG	P
3	0.6000	12.01	10.03	22.04	46.00	-23.96	AVG	P
4	0.6050	30.55	10.03	40.58	56.00	-15.42	QP	P
5	0.9740	12.17	10.66	22.83	46.00	-23.17	AVG	P
6 *	0.9780	32.20	10.66	42.86	56.00	-13.14	QP	P
7	1.8910	28.87	10.68	39.55	56.00	-16.45	QP	P
8	1.8910	8.25	10.68	18.93	46.00	-27.07	AVG	P
9	9.5690	34.39	10.85	45.24	60.00	-14.76	QP	P
10	9.5690	18.89	10.85	29.74	50.00	-20.26	AVG	P
11	17.0660	31.98	10.99	42.97	60.00	-17.03	QP	P
12	17.0660	15.89	10.99	26.88	50.00	-23.12	AVG	P

Total or partial reproduction of this document without permission of the Laboratory is not allowed.

BTF Testing Lab (Shenzhen) Co., Ltd.
F101, 201 and 301, Building 1, Block 2, Tantou Industrial Park, Tantou Community, Songgang Street, Bao'an District, Shenzhen, China

TM1 / Line: Neutral / Band: 2400-2483.5 MHz / BW: 20 / CH: M

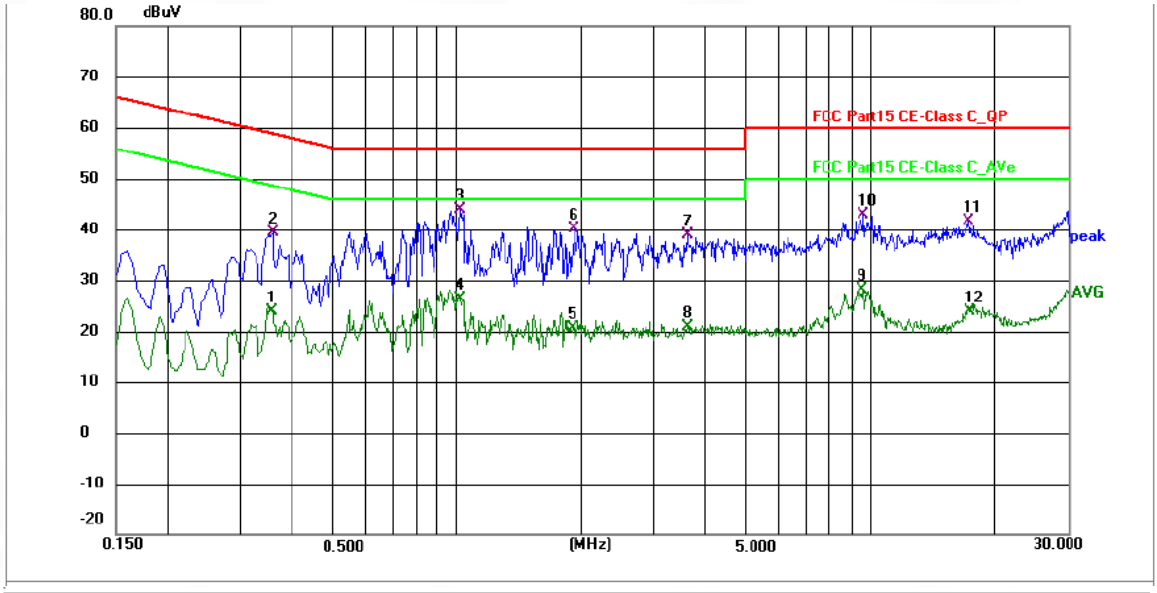

No.	Frequency (MHz)	Reading (dBuV)	Factor ()	Level (dBuV)	Limit (dBuV)	Margin (dB)	Detector	P/F
1	0.3560	13.33	10.57	23.90	48.82	-24.92	AVG	P
2	0.3570	28.69	10.57	39.26	58.80	-19.54	QP	P
3 *	1.0180	33.23	10.66	43.89	56.00	-12.11	QP	P
4	1.0180	15.77	10.66	26.43	46.00	-19.57	AVG	P
5	1.9090	9.92	10.68	20.60	46.00	-25.40	AVG	P
6	1.9190	29.46	10.68	40.14	56.00	-15.86	QP	P
7	3.6060	28.15	10.64	38.79	56.00	-17.21	QP	P
8	3.6060	10.13	10.64	20.77	46.00	-25.23	AVG	P
9	9.5639	17.21	10.85	28.06	50.00	-21.94	AVG	P
10	9.6040	32.03	10.85	42.88	60.00	-17.12	QP	P
11	17.2410	30.72	10.93	41.65	60.00	-18.35	QP	P
12	17.3670	12.89	10.95	23.84	50.00	-26.16	AVG	P

Total or partial reproduction of this document without permission of the Laboratory is not allowed.

BTF Testing Lab (Shenzhen) Co., Ltd.
F101, 201 and 301, Building 1, Block 2, Tantou Industrial Park, Tantou Community, Songgang Street, Bao'an District, Shenzhen, China

6.2 Occupied Bandwidth

Test Requirement:	47 CFR 15.247(a)(2)
Test Method:	ANSI C63.10-2013, section 11.8 KDB 558074 D01 15.247 Meas Guidance v05r02
Test Limit:	Refer to 47 CFR 15.247(a)(2), Systems using digital modulation techniques may operate in the 902-928 MHz, and 2400-2483.5 MHz bands. The minimum 6 dB bandwidth shall be at least 500 kHz.
Procedure:	a) Set RBW = 100 kHz. b) Set the VBW >= [3 × RBW]. c) Detector = peak. d) Trace mode = max hold. e) Sweep = auto couple. f) Allow the trace to stabilize. g) Measure the maximum width of the emission that is constrained by the frequencies associated with the two outermost amplitude points (upper and lower frequencies) that are attenuated by 6 dB relative to the maximum level measured in the fundamental emission.

6.2.1 E.U.T. Operation:

Operating Environment:	
Temperature:	24.7 °C
Humidity:	48 %
Atmospheric Pressure:	1010 mbar

6.2.2 Test Setup Diagram:

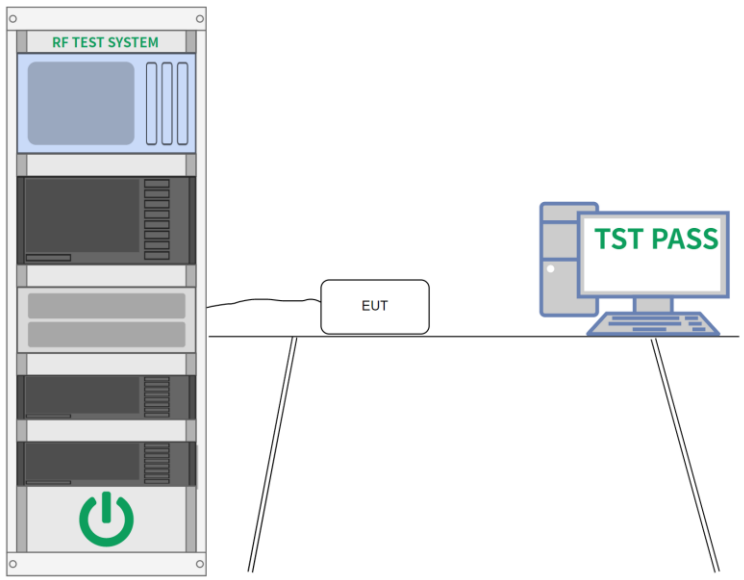

6.2.3 Test Data:

Please Refer to Appendix for Details.

Total or partial reproduction of this document without permission of the Laboratory is not allowed.

BTF Testing Lab (Shenzhen) Co., Ltd.
F101, 201 and 301, Building 1, Block 2, Tantou Industrial Park, Tantou Community, Songgang Street, Bao'an District, Shenzhen, China

6.3 Maximum Conducted Output Power

Test Requirement:	47 CFR 15.247(b)(3)
Test Method:	ANSI C63.10-2013, section 11.9.1 KDB 558074 D01 15.247 Meas Guidance v05r02
Test Limit:	Refer to 47 CFR 15.247(b)(3), For systems using digital modulation in the 902-928 MHz, 2400-2483.5 MHz, and 5725-5850 MHz bands: 1 Watt. As an alternative to a peak power measurement, compliance with the one Watt limit can be based on a measurement of the maximum conducted output power. Maximum Conducted Output Power is defined as the total transmit power delivered to all antennas and antenna elements averaged across all symbols in the signaling alphabet when the transmitter is operating at its maximum power control level. Power must be summed across all antennas and antenna elements. The average must not include any time intervals during which the transmitter is off or is transmitting at a reduced power level. If multiple modes of operation are possible (e.g., alternative modulation methods), the maximum conducted output power is the highest total transmit power occurring in any mode.
Procedure:	ANSI C63.10-2013, section 11.9.1 Maximum peak conducted output power

6.3.1 E.U.T. Operation:

Operating Environment:	
Temperature:	24.7 °C
Humidity:	48 %
Atmospheric Pressure:	1010 mbar

6.3.2 Test Setup Diagram:

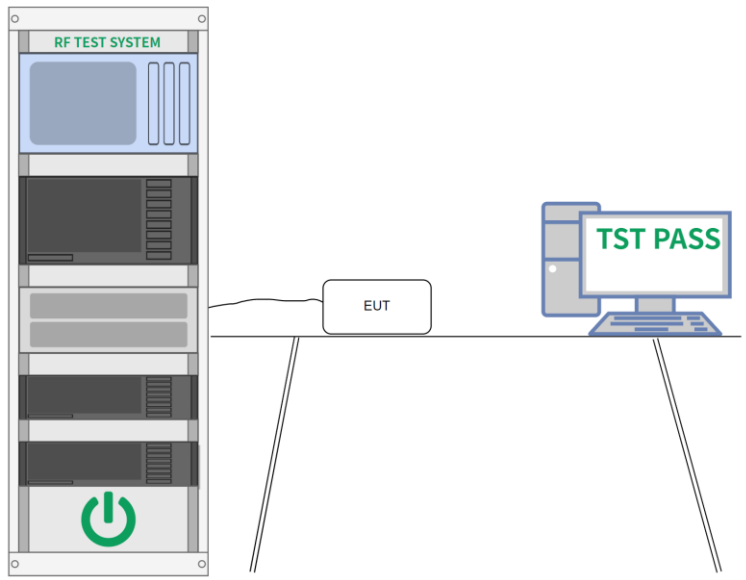

6.3.3 Test Data:

Please Refer to Appendix for Details.

Total or partial reproduction of this document without permission of the Laboratory is not allowed.

BTF Testing Lab (Shenzhen) Co., Ltd.
F101, 201 and 301, Building 1, Block 2, Tantou Industrial Park, Tantou Community, Songgang Street, Bao'an District, Shenzhen, China

6.4 Power Spectral Density

Test Requirement:	47 CFR 15.247(e)
Test Method:	ANSI C63.10-2013, section 11.10 KDB 558074 D01 15.247 Meas Guidance v05r02
Test Limit:	Refer to 47 CFR 15.247(e), For digitally modulated systems, the power spectral density conducted from the intentional radiator to the antenna shall not be greater than 8 dBm in any 3 kHz band during any time interval of continuous transmission. This power spectral density shall be determined in accordance with the provisions of paragraph (b) of this section. The same method of determining the conducted output power shall be used to determine the power spectral density.
Procedure:	ANSI C63.10-2013, section 11.10, Maximum power spectral density level in the fundamental emission

6.4.1 E.U.T. Operation:

Operating Environment:	
Temperature:	24.7 °C
Humidity:	48 %
Atmospheric Pressure:	1010 mbar

6.4.2 Test Setup Diagram:

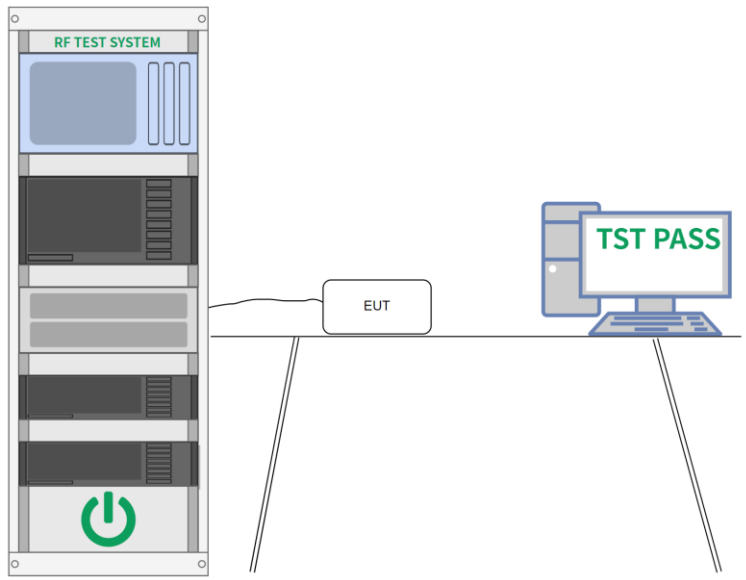

6.4.3 Test Data:

Please Refer to Appendix for Details.

Total or partial reproduction of this document without permission of the Laboratory is not allowed.

BTF Testing Lab (Shenzhen) Co., Ltd.
F101, 201 and 301, Building 1, Block 2, Tantou Industrial Park, Tantou Community, Songgang Street, Bao'an District, Shenzhen, China

6.5 Emissions in non-restricted frequency bands

Test Requirement:	47 CFR 15.247(d), 15.209, 15.205
Test Method:	ANSI C63.10-2013 section 11.11 KDB 558074 D01 15.247 Meas Guidance v05r02
Test Limit:	Refer to 47 CFR 15.247(d), In any 100 kHz bandwidth outside the frequency band in which the spread spectrum or digitally modulated intentional radiator is operating, the radio frequency power that is produced by the intentional radiator shall be at least 20 dB below that in the 100 kHz bandwidth within the band that contains the highest level of the desired power, based on either an RF conducted or a radiated measurement, provided the transmitter demonstrates compliance with the peak conducted power limits. If the transmitter complies with the conducted power limits based on the use of RMS averaging over a time interval, as permitted under paragraph (b)(3) of this section, the attenuation required under this paragraph shall be 30 dB instead of 20 dB. Attenuation below the general limits specified in § 15.209(a) is not required.
Procedure:	ANSI C63.10-2013 Section 11.11.1, Section 11.11.2, Section 11.11.3

6.5.1 E.U.T. Operation:

Operating Environment:	
Temperature:	24.7 °C
Humidity:	48 %
Atmospheric Pressure:	1010 mbar

6.5.2 Test Setup Diagram:

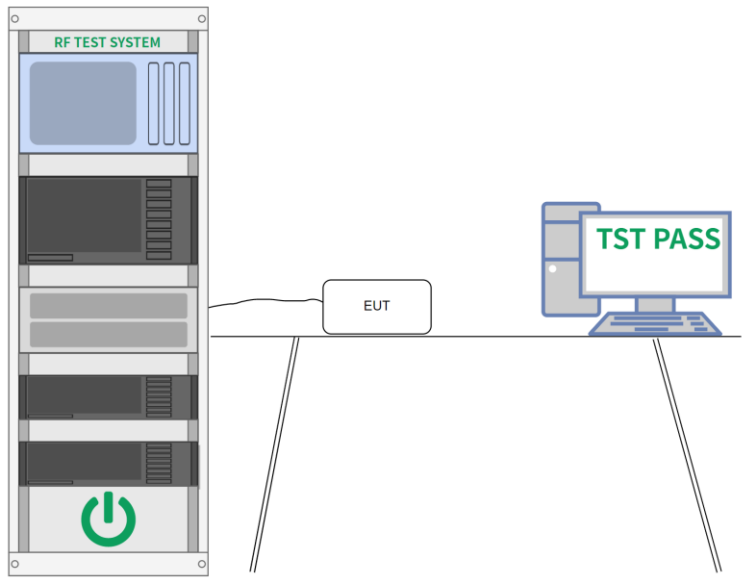

6.5.3 Test Data:

Please Refer to Appendix for Details.

Total or partial reproduction of this document without permission of the Laboratory is not allowed.

BTF Testing Lab (Shenzhen) Co., Ltd.
F101, 201 and 301, Building 1, Block 2, Tantou Industrial Park, Tantou Community, Songgang Street, Bao'an District, Shenzhen, China

6.6 Band edge emissions (Radiated)

Test Requirement:	Refer to 47 CFR 15.247(d), In addition, radiated emissions which fall in the restricted bands, as defined in § 15.205(a), must also comply with the radiated emission limits specified in § 15.209(a)(see § 15.205(c)).`
Test Method:	ANSI C63.10-2013 section 6.10 KDB 558074 D01 15.247 Meas Guidance v05r02
Test Limit:	

Frequency (MHz)	Field strength (microvolts/meter)	Measurement distance (meters)
0.009-0.490	2400/F(kHz)	300
0.490-1.705	24000/F(kHz)	30
1.705-30.0	30	30
30-88	100 **	3
88-216	150 **	3
216-960	200 **	3
Above 960	500	3

** Except as provided in paragraph (g), fundamental emissions from intentional radiators operating under this section shall not be located in the frequency bands 54-72 MHz, 76-88 MHz, 174-216 MHz or 470-806 MHz. However, operation within these frequency bands is permitted under other sections of this part, e.g., §§ 15.231 and 15.241.
In the emission table above, the tighter limit applies at the band edges.
The emission limits shown in the above table are based on measurements employing a CISPR quasi-peak detector except for the frequency bands 9–90 kHz, 110–490 kHz and above 1000 MHz. Radiated emission limits in these three bands are based on measurements employing an average detector.

Procedure:	ANSI C63.10-2013 section 6.10.5.2

6.6.1 E.U.T. Operation:

Operating Environment:	
Temperature:	25.3 °C
Humidity:	49 %
Atmospheric Pressure:	1010 mbar

6.6.2 Test Setup Diagram:

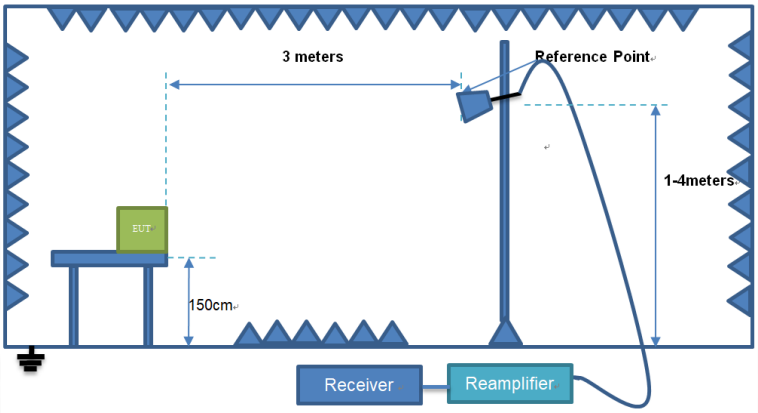

6.6.3 Test Data:

TM1 / Polarization: Horizontal / Band: 2400-2483.5 MHz / BW: 20 / CH: L

No.	Frequency (MHz)	Reading (dBuV)	Factor (dB/m)	Level (dBuV/m)	Limit (dBuV/m)	Margin (dB)	Detector	P/F
1	2310.000	64.78	-30.59	34.19	74.00	-39.81	peak	P
2 *	2390.000	65.37	-30.49	34.88	74.00	-39.12	peak	P

TM1 / Polarization: Vertical / Band: 2400-2483.5 MHz / BW: 20 / CH: L

No.	Frequency (MHz)	Reading (dBuV)	Factor (dB/m)	Level (dBuV/m)	Limit (dBuV/m)	Margin (dB)	Detector	P/F
1	2310.000	65.05	-30.59	34.46	74.00	-39.54	peak	P
2 *	2390.000	66.34	-30.49	35.85	74.00	-38.15	peak	P

TM1 / Polarization: Horizontal / Band: 2400-2483.5 MHz / BW: 20 / CH: H

No.	Frequency (MHz)	Reading (dBuV)	Factor (dB/m)	Level (dBuV/m)	Limit (dBuV/m)	Margin (dB)	Detector	P/F
1 *	2483.500	66.19	-30.39	35.80	74.00	-38.20	peak	P
2	2500.000	65.27	-30.37	34.90	74.00	-39.10	peak	P

TM1 / Polarization: Vertical / Band: 2400-2483.5 MHz / BW: 20 / CH: H

No.	Frequency (MHz)	Reading (dBuV)	Factor (dB/m)	Level (dBuV/m)	Limit (dBuV/m)	Margin (dB)	Detector	P/F
1 *	2483.500	67.02	-30.39	36.63	74.00	-37.37	peak	P
2	2500.000	65.74	-30.37	35.37	74.00	-38.63	peak	P

Total or partial reproduction of this document without permission of the Laboratory is not allowed.

BTF Testing Lab (Shenzhen) Co., Ltd.
F101, 201 and 301, Building 1, Block 2, Tantou Industrial Park, Tantou Community, Songgang Street, Bao'an District, Shenzhen, China

6.7 Emissions in frequency bands (below 1GHz)

Test Requirement:	Refer to 47 CFR 15.247(d), In addition, radiated emissions which fall in the restricted bands, as defined in § 15.205(a), must also comply with the radiated emission limits specified in § 15.209(a)(see § 15.205(c)).`
Test Method:	ANSI C63.10-2013 section 6.6.4 KDB 558074 D01 15.247 Meas Guidance v05r02
Test Limit:	

Frequency (MHz)	Field strength (microvolts/meter)	Measurement distance (meters)
0.009-0.490	2400/F(kHz)	300
0.490-1.705	24000/F(kHz)	30
1.705-30.0	30	30
30-88	100 **	3
88-216	150 **	3
216-960	200 **	3
Above 960	500	3

** Except as provided in paragraph (g), fundamental emissions from intentional radiators operating under this section shall not be located in the frequency bands 54-72 MHz, 76-88 MHz, 174-216 MHz or 470-806 MHz. However, operation within these frequency bands is permitted under other sections of this part, e.g., §§ 15.231 and 15.241.
In the emission table above, the tighter limit applies at the band edges.
The emission limits shown in the above table are based on measurements employing a CISPR quasi-peak detector except for the frequency bands 9–90 kHz, 110–490 kHz and above 1000 MHz. Radiated emission limits in these three bands are based on measurements employing an average detector.

Procedure:	ANSI C63.10-2013 section 6.6.4

6.7.1 E.U.T. Operation:

Operating Environment:	
Temperature:	25.3 °C
Humidity:	49 %
Atmospheric Pressure:	1010 mbar

6.7.2 Test Setup Diagram:

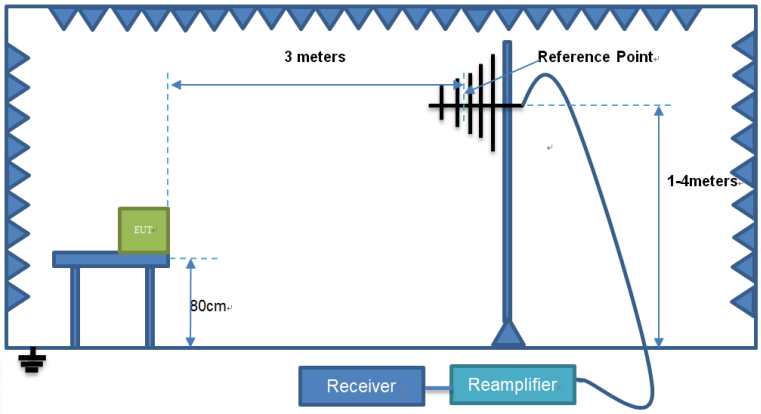

6.7.3 Test Data:

TM1 / Polarization: Horizontal / Band: 2400-2483.5 MHz / BW: 20 / CH: M

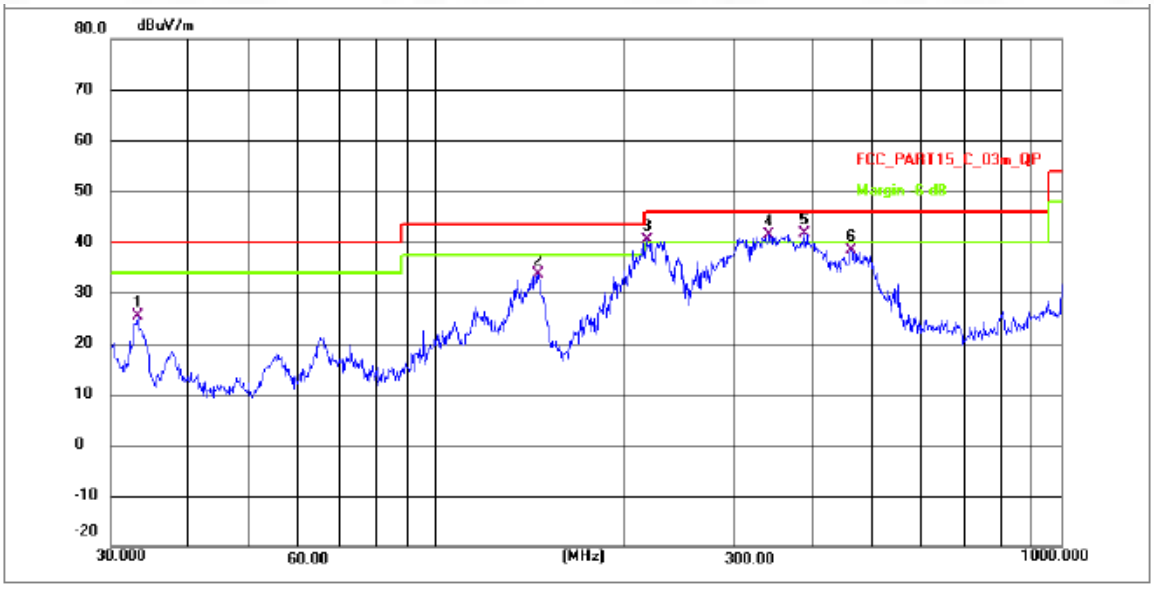

No.	Frequency (MHz)	Reading (dBuV)	Factor (dB/m)	Level (dBuV/m)	Limit (dBuV/m)	Margin (dB)	Detector	P/F
1	33.0950	43.84	-18.49	25.35	40.00	-14.65	QP	P
2	145.3505	61.45	-27.82	33.63	43.50	-9.87	QP	P
3 !	217.1630	66.84	-26.58	40.26	46.00	-5.74	QP	P
4 !	341.3795	66.41	-25.10	41.31	46.00	-4.69	QP	P
5 *	388.6727	66.46	-24.72	41.74	46.00	-4.26	QP	P
6	461.5355	60.42	-22.03	38.39	46.00	-7.61	QP	P

Total or partial reproduction of this document without permission of the Laboratory is not allowed.

BTF Testing Lab (Shenzhen) Co., Ltd.
F101, 201 and 301, Building 1, Block 2, Tantou Industrial Park, Tantou Community, Songgang Street, Bao'an District, Shenzhen, China

TM1 / Polarization: Vertical / Band: 2400-2483.5 MHz / BW: 20 / CH: M

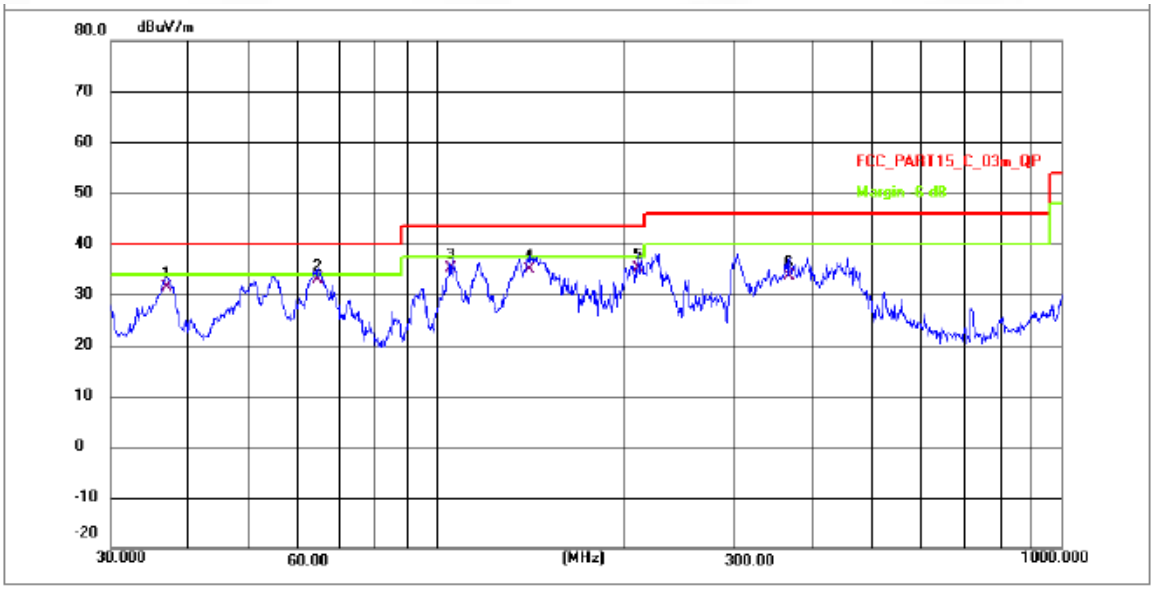

No.	Frequency (MHz)	Reading (dBuV)	Factor (dB/m)	Level (dBuV/m)	Limit (dBuV/m)	Margin (dB)	Detector	P/F
1	36.9600	51.99	-20.59	31.40	40.00	-8.60	QP	P
2 *	64.5461	53.08	-20.08	33.00	40.00	-7.00	QP	P
3	105.8269	63.38	-28.18	35.20	43.50	-8.30	QP	P
4	140.8351	62.66	-27.86	34.80	43.50	-8.70	QP	P
5	210.4168	61.98	-26.88	35.10	43.50	-8.40	QP	P
6	366.8231	58.49	-24.89	33.60	46.00	-12.40	QP	P

Total or partial reproduction of this document without permission of the Laboratory is not allowed.

BTF Testing Lab (Shenzhen) Co., Ltd.
F101, 201 and 301, Building 1, Block 2, Tantou Industrial Park, Tantou Community, Songgang Street, Bao'an District, Shenzhen, China

6.8 Emissions in frequency bands (above 1GHz)

Test Requirement:	In addition, radiated emissions which fall in the restricted bands, as defined in § 15.205(a), must also comply with the radiated emission limits specified in § 15.209(a)(see § 15.205(c)).`
Test Method:	ANSI C63.10-2013 section 6.6.4 KDB 558074 D01 15.247 Meas Guidance v05r02
Test Limit:	

Frequency (MHz)	Field strength (microvolts/meter)	Measurement distance (meters)
0.009-0.490	2400/F(kHz)	300
0.490-1.705	24000/F(kHz)	30
1.705-30.0	30	30
30-88	100 **	3
88-216	150 **	3
216-960	200 **	3
Above 960	500	3

** Except as provided in paragraph (g), fundamental emissions from intentional radiators operating under this section shall not be located in the frequency bands 54-72 MHz, 76-88 MHz, 174-216 MHz or 470-806 MHz. However, operation within these frequency bands is permitted under other sections of this part, e.g., §§ 15.231 and 15.241.
In the emission table above, the tighter limit applies at the band edges.
The emission limits shown in the above table are based on measurements employing a CISPR quasi-peak detector except for the frequency bands 9–90 kHz, 110–490 kHz and above 1000 MHz. Radiated emission limits in these three bands are based on measurements employing an average detector.

Procedure:	ANSI C63.10-2013 section 6.6.4

6.8.1 E.U.T. Operation:

Operating Environment:	
Temperature:	25.3 °C
Humidity:	49 %
Atmospheric Pressure:	1010 mbar

6.8.2 Test Setup Diagram:

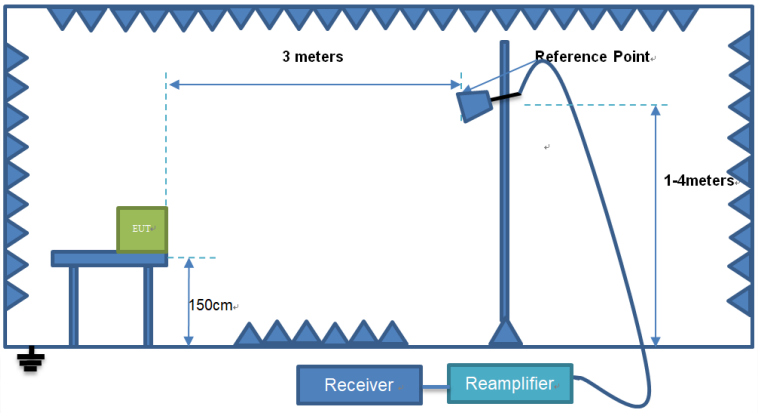

6.8.3 Test Data:

TM1 / Polarization: Horizontal / Band: 2400-2483.5 MHz / BW: 20 / CH: L

No.	Frequency (MHz)	Reading (dBuV)	Factor (dB/m)	Level (dBuV/m)	Limit (dBuV/m)	Margin (dB)	Detector	P/F
1	4824.000	61.10	-27.73	33.37	74.00	-40.63	peak	P
2	7236.000	61.66	-24.84	36.82	74.00	-37.18	peak	P
3	9648.000	63.15	-23.74	39.41	74.00	-34.59	peak	P

TM1 / Polarization: Vertical / Band: 2400-2483.5 MHz / BW: 20 / CH: L

No.	Frequency (MHz)	Reading (dBuV)	Factor (dB/m)	Level (dBuV/m)	Limit (dBuV/m)	Margin (dB)	Detector	P/F
1	4824.000	59.70	-27.73	31.97	74.00	-42.03	peak	P
2	7236.000	63.15	-24.84	38.31	74.00	-35.69	peak	P
3	9648.000	63.60	-23.74	39.86	74.00	-34.14	peak	P

TM1 / Polarization: Horizontal / Band: 2400-2483.5 MHz / BW: 20 / CH: M

No.	Frequency (MHz)	Reading (dBuV)	Factor (dB/m)	Level (dBuV/m)	Limit (dBuV/m)	Margin (dB)	Detector	P/F
1	4874.000	60.54	-27.73	32.81	74.00	-41.19	peak	P
2	7311.000	61.10	-24.84	36.26	74.00	-37.74	peak	P
3	9748.000	62.59	-23.74	38.85	74.00	-35.15	peak	P

TM1 / Polarization: Vertical / Band: 2400-2483.5 MHz / BW: 20 / CH: M

No.	Frequency (MHz)	Reading (dBuV)	Factor (dB/m)	Level (dBuV/m)	Limit (dBuV/m)	Margin (dB)	Detector	P/F
1	4874.000	59.14	-27.73	31.41	74.00	-42.59	peak	P
2	7311.000	62.59	-24.84	37.75	74.00	-36.25	peak	P
3	9748.000	63.04	-23.74	39.30	74.00	-34.70	peak	P

Total or partial reproduction of this document without permission of the Laboratory is not allowed.

BTF Testing Lab (Shenzhen) Co., Ltd.
F101, 201 and 301, Building 1, Block 2, Tantou Industrial Park, Tantou Community, Songgang Street, Bao'an District, Shenzhen, China

TM1 / Polarization: Horizontal / Band: 2400-2483.5 MHz / BW: 20 / CH: H

No.	Frequency (MHz)	Reading (dBuV)	Factor (dB/m)	Level (dBuV/m)	Limit (dBuV/m)	Margin (dB)	Detector	P/F
1	4924.000	61.56	-27.61	33.95	74.00	-40.05	peak	P
2	7386.000	62.12	-24.72	37.40	74.00	-36.60	peak	P
3	9848.000	63.61	-23.62	39.99	74.00	-34.01	peak	P

TM1 / Polarization: Vertical / Band: 2400-2483.5 MHz / BW: 20 / CH: H

No.	Frequency (MHz)	Reading (dBuV)	Factor (dB/m)	Level (dBuV/m)	Limit (dBuV/m)	Margin (dB)	Detector	P/F
1	4924.000	60.10	-27.61	32.49	74.00	-41.51	peak	P
2	7386.000	63.55	-24.72	38.83	74.00	-35.17	peak	P
3	9848.000	64.00	-23.62	40.38	74.00	-33.62	peak	P

Total or partial reproduction of this document without permission of the Laboratory is not allowed.

BTF Testing Lab (Shenzhen) Co., Ltd.
F101, 201 and 301, Building 1, Block 2, Tantou Industrial Park, Tantou Community, Songgang Street, Bao'an District, Shenzhen, China

7 Test Setup Photos

Conducted Emission at AC power line


Band edge emissions (Radiated) Emissions in frequency bands (above 1GHz)


Total or partial reproduction of this document without permission of the Laboratory is not allowed.

BTF Testing Lab (Shenzhen) Co., Ltd.
F101, 201 and 301, Building 1, Block 2, Tantou Industrial Park, Tantou Community, Songgang Street, Bao'an District, Shenzhen, China

Emissions in frequency bands (below 1GHz)


Total or partial reproduction of this document without permission of the Laboratory is not allowed.

BTF Testing Lab (Shenzhen) Co., Ltd.
F101, 201 and 301, Building 1, Block 2, Tantou Industrial Park, Tantou Community, Songgang Street, Bao'an District, Shenzhen, China

8 EUT Constructional Details (EUT Photos)

Please refer to the test report No. BTF240314R00101

Total or partial reproduction of this document without permission of the Laboratory is not allowed.

BTF Testing Lab (Shenzhen) Co., Ltd.
F101, 201 and 301, Building 1, Block 2, Tantou Industrial Park, Tantou Community, Songgang Street, Bao'an District, Shenzhen, China

Appendix

Total or partial reproduction of this document without permission of the Laboratory is not allowed.

BTF Testing Lab (Shenzhen) Co., Ltd.
F101, 201 and 301, Building 1, Block 2, Tantou Industrial Park, Tantou Community, Songgang Street, Bao'an District, Shenzhen, China

1. Duty Cycle

1.1 Ant1

1.1.1 Test Result

Ant1							
Mode	TX Type	Frequency (MHz)	T_on (ms)	Period (ms)	Duty Cycle (%)	Duty Cycle Correction Factor (dB)	Max. DC Variation (%)
802.11b	SISO	2412	8.227	8.357	98.44	0.07	0.04
		2437	8.227	8.357	98.44	0.07	0.04
		2462	8.226	8.356	98.44	0.07	0.04
802.11g	SISO	2412	1.366	1.492	91.55	0.38	0.03
		2437	1.365	1.491	91.55	0.38	0.03
		2462	1.365	1.491	91.55	0.38	0.03
802.11n (HT20)	SISO	2412	1.277	1.402	91.08	0.41	0.03
		2437	1.277	1.403	91.02	0.41	0.03
		2462	1.277	1.403	91.02	0.41	0.03

Total or partial reproduction of this document without permission of the Laboratory is not allowed.

BTF Testing Lab (Shenzhen) Co., Ltd.
F101, 201 and 301, Building 1, Block 2, Tantou Industrial Park, Tantou Community, Songgang Street, Bao'an District, Shenzhen, China

1.1.2 Test Graph

802.11b_LCH_2412MHz_Ant1 (SISO)_NTNV

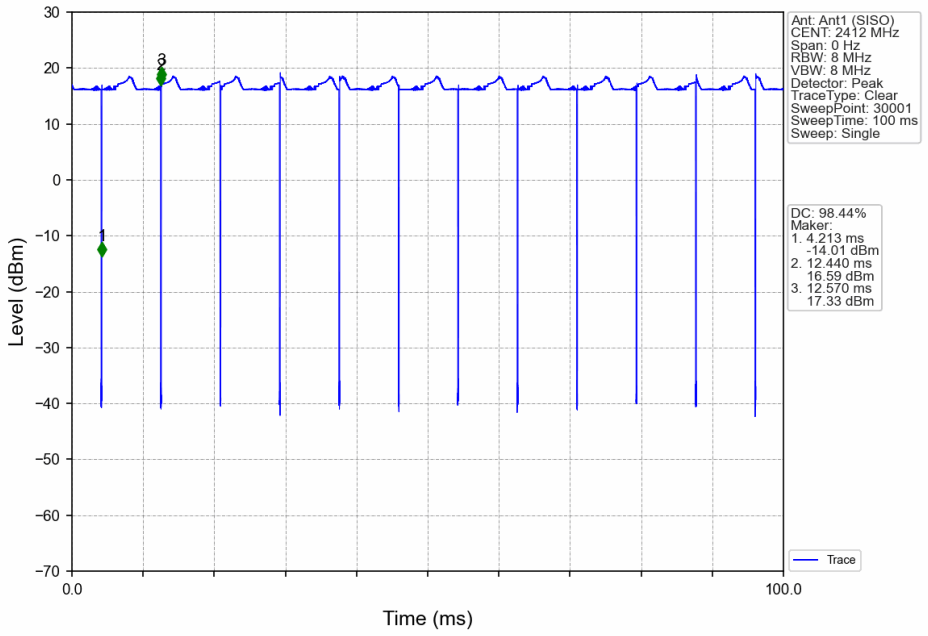

802.11b_MCH_2437MHz_Ant1 (SISO)_NTNV

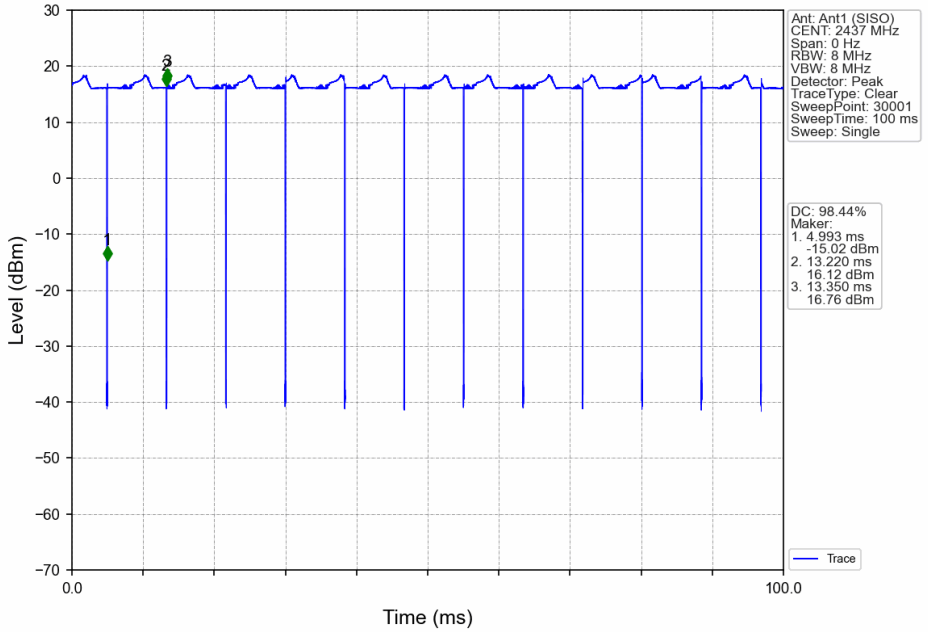

Total or partial reproduction of this document without permission of the Laboratory is not allowed.
BTF Testing Lab (Shenzhen) Co., Ltd.
F101, 201 and 301, Building 1, Block 2, Tantou Industrial Park, Tantou Community, Songgang Street, Bao'an District, Shenzhen, China

802.11b_HCH_2462MHz_Ant1 (SISO)_NTNV

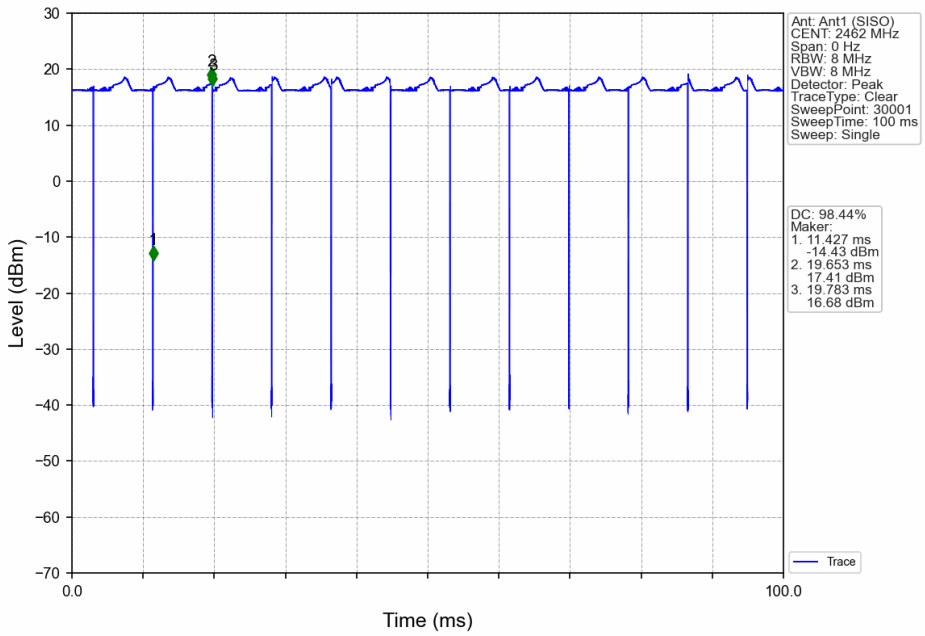

802.11g_LCH_2412MHz_Ant1 (SISO)_NTNV

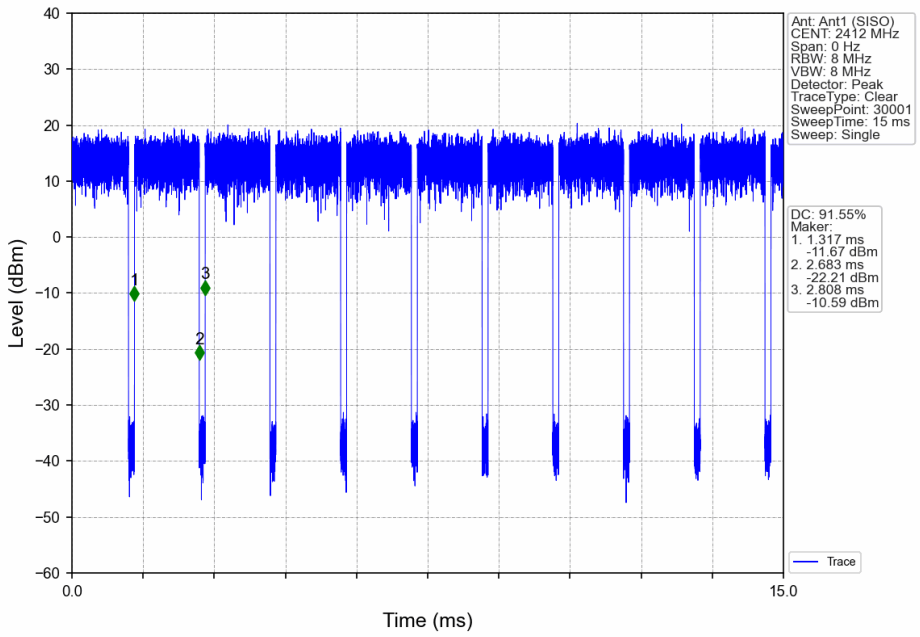

Total or partial reproduction of this document without permission of the Laboratory is not allowed.
BTF Testing Lab (Shenzhen) Co., Ltd.
F101, 201 and 301, Building 1, Block 2, Tantou Industrial Park, Tantou Community, Songgang Street, Bao'an District, Shenzhen, China

802.11g_MCH_2437MHz_Ant1 (SISO)_NTNV

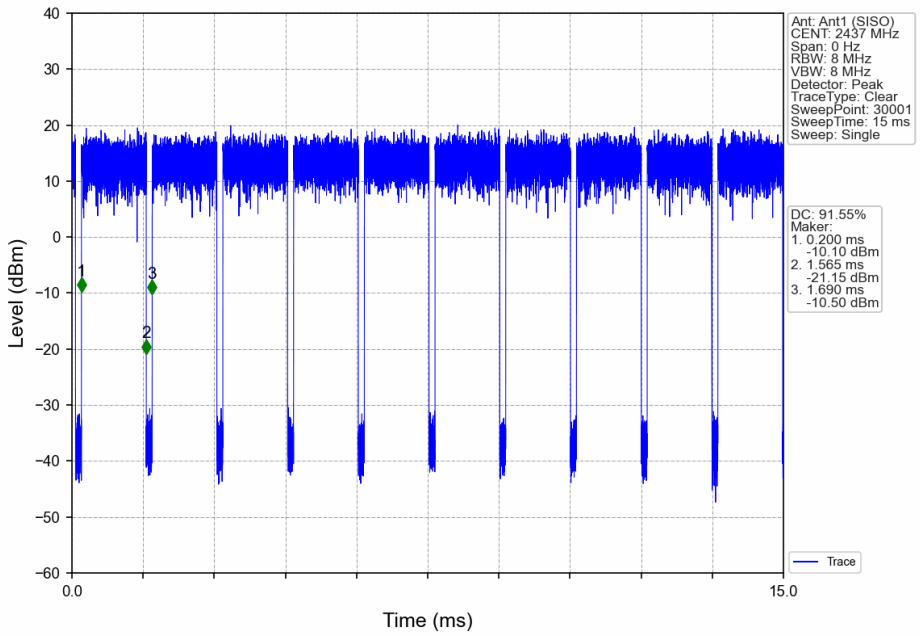

802.11g_HCH_2462MHz_Ant1 (SISO)_NTNV

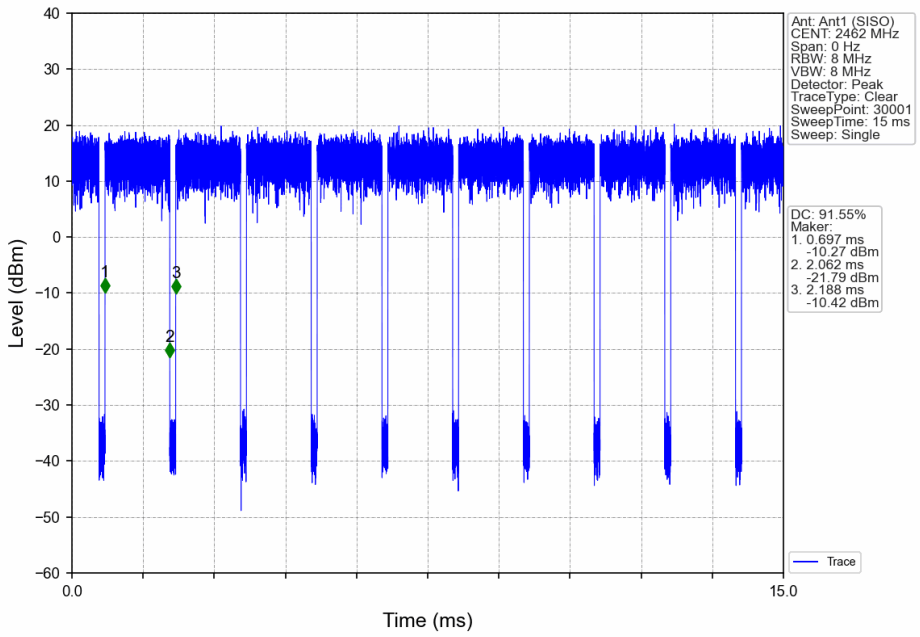

Total or partial reproduction of this document without permission of the Laboratory is not allowed.

BTF Testing Lab (Shenzhen) Co., Ltd.
F101, 201 and 301, Building 1, Block 2, Tantou Industrial Park, Tantou Community, Songgang Street, Bao'an District, Shenzhen, China

802.11n(HT20)_LCH_2412MHz_Ant1 (SISO)_NTNV

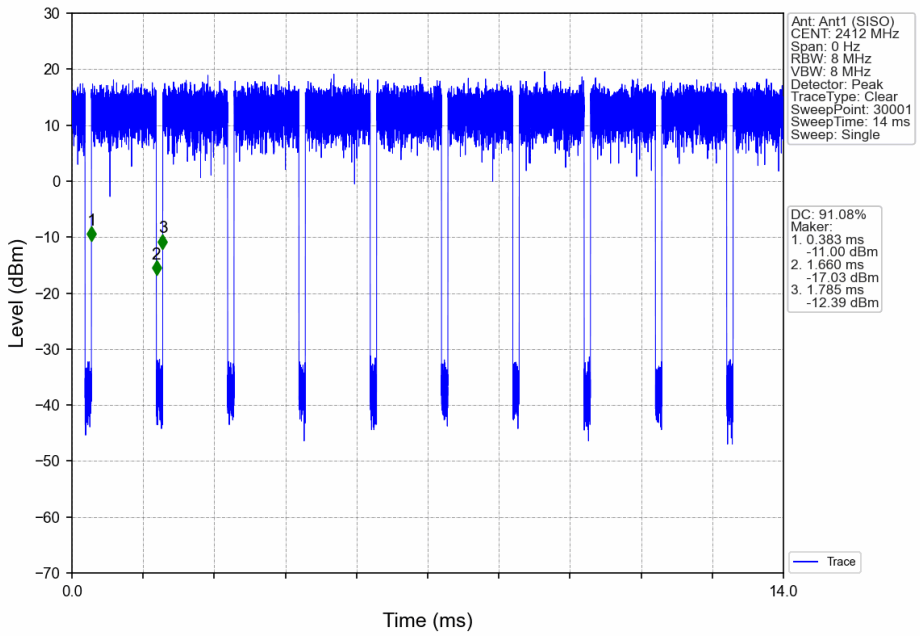

802.11n(HT20)_MCH_2437MHz_Ant1 (SISO)_NTNV

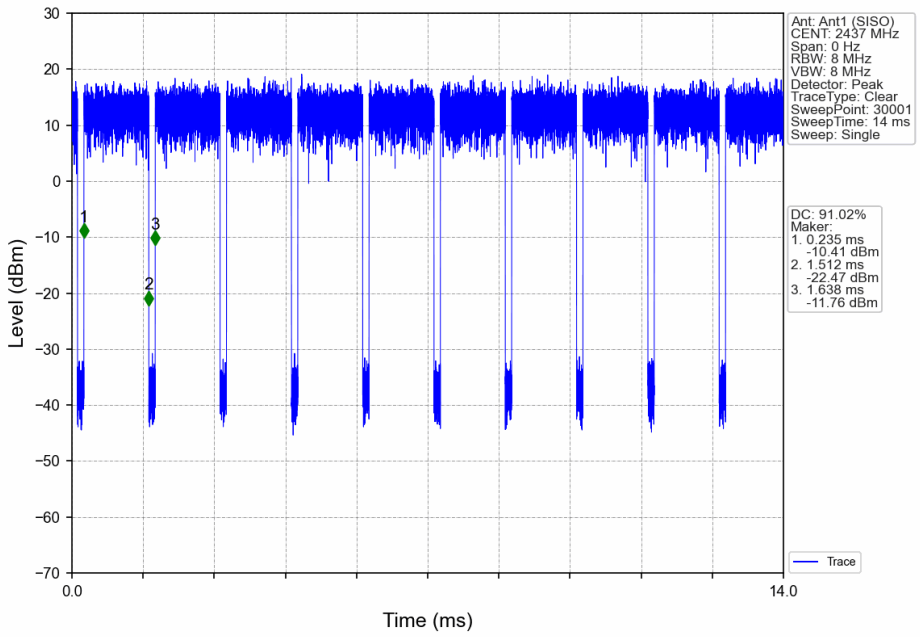

Total or partial reproduction of this document without permission of the Laboratory is not allowed.

BTF Testing Lab (Shenzhen) Co., Ltd.
F101, 201 and 301, Building 1, Block 2, Tantou Industrial Park, Tantou Community, Songgang Street, Bao'an District, Shenzhen, China

802.11n(HT20)_HCH_2462MHz_Ant1 (SISO)_NTNV

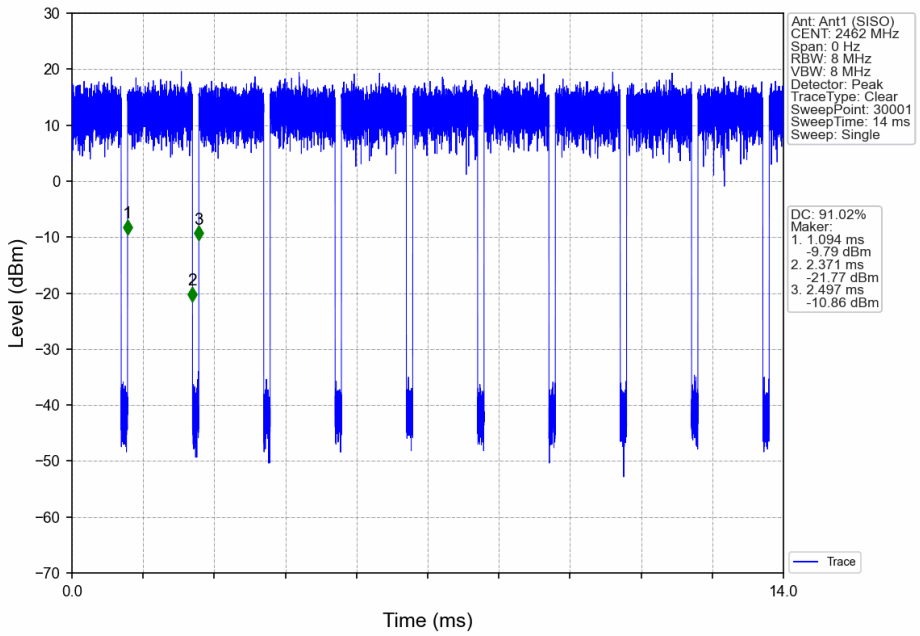

2. Bandwidth

2.1 OBW

2.1.1 Test Result

Mode	TX Type	Frequency (MHz)	ANT	99% Occupied Bandwidth (MHz)		Verdict
				Result	Limit	
802.11b	SISO	2412	1	13.057	/	Pass
		2437	1	13.042	/	Pass
		2462	1	13.040	/	Pass
802.11g	SISO	2412	1	17.388	/	Pass
		2437	1	17.374	/	Pass
		2462	1	17.370	/	Pass
802.11n (HT20)	SISO	2412	1	18.236	/	Pass
		2437	1	18.199	/	Pass
		2462	1	18.151	/	Pass

Total or partial reproduction of this document without permission of the Laboratory is not allowed.

BTF Testing Lab (Shenzhen) Co., Ltd.
F101, 201 and 301, Building 1, Block 2, Tantou Industrial Park, Tantou Community, Songgang Street, Bao'an District, Shenzhen, China

2.1.2 Test Graph

802.11b_LCH_2412MHz_Ant1 (SISO)_NTNV

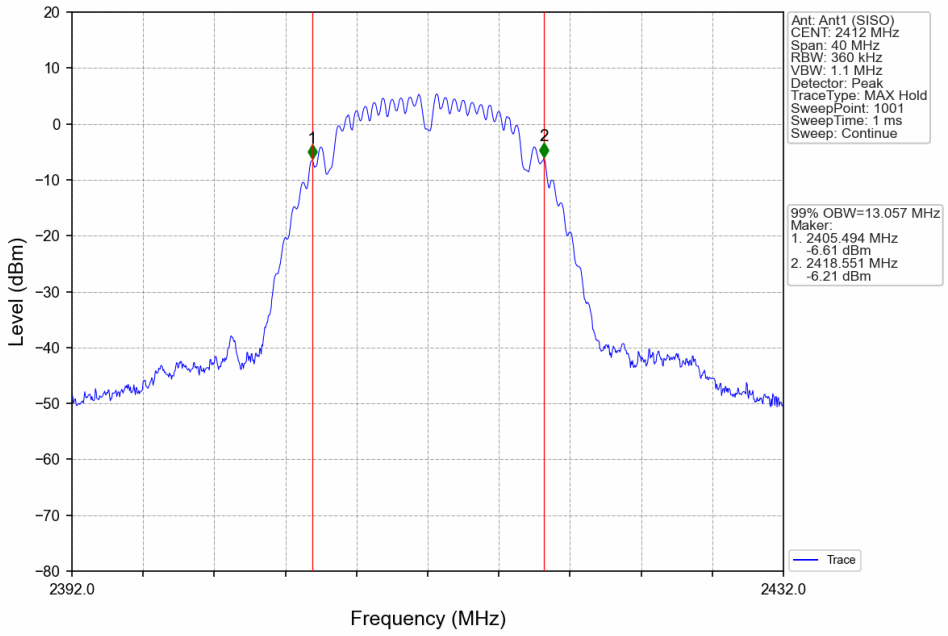

802.11b_MCH_2437MHz_Ant1 (SISO)_NTNV

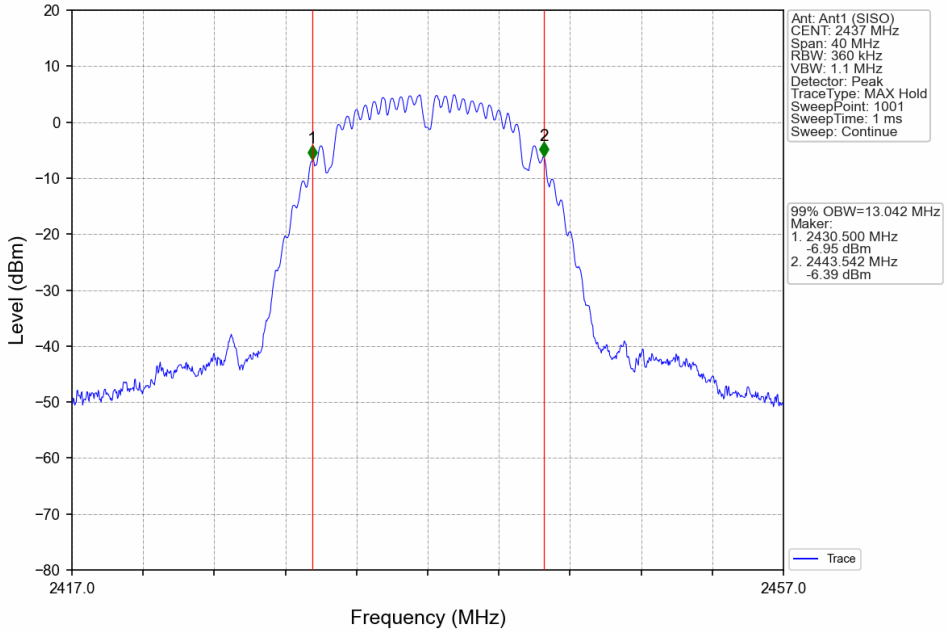

Total or partial reproduction of this document without permission of the Laboratory is not allowed.
BTF Testing Lab (Shenzhen) Co., Ltd.
F101, 201 and 301, Building 1, Block 2, Tantou Industrial Park, Tantou Community, Songgang Street, Bao'an District, Shenzhen, China

802.11b_HCH_2462MHz_Ant1 (SISO)_NTNV

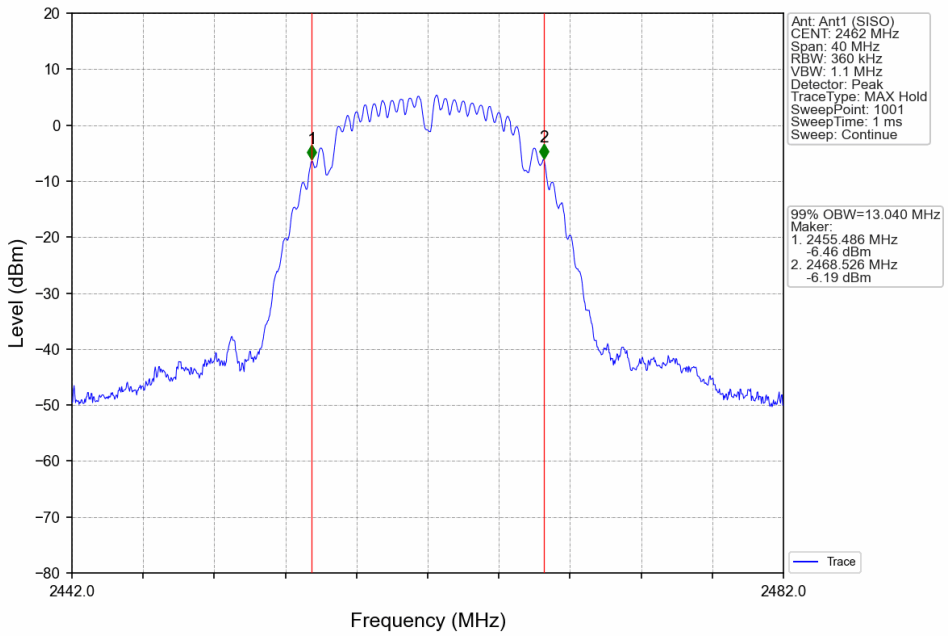

802.11g_LCH_2412MHz_Ant1 (SISO)_NTNV

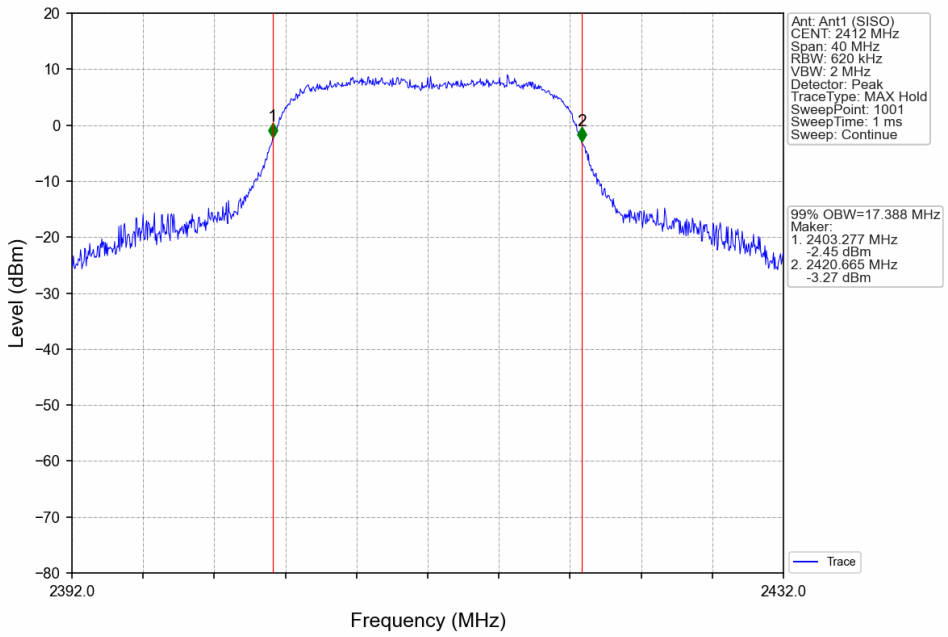

Total or partial reproduction of this document without permission of the Laboratory is not allowed.
BTF Testing Lab (Shenzhen) Co., Ltd.
F101, 201 and 301, Building 1, Block 2, Tantou Industrial Park, Tantou Community, Songgang Street, Bao'an District, Shenzhen, China

802.11g_MCH_2437MHz_Ant1 (SISO)_NTNV

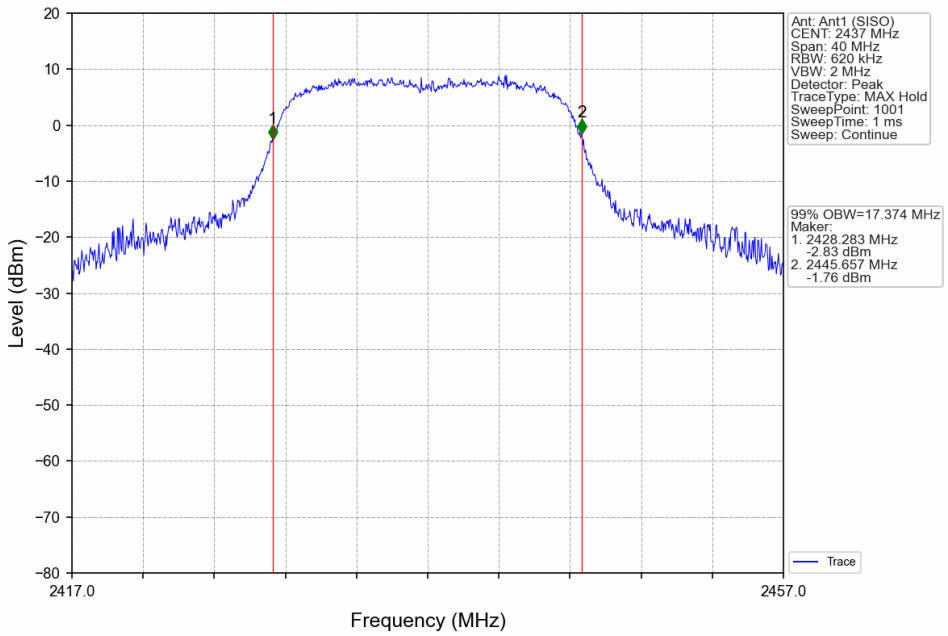

802.11g_HCH_2462MHz_Ant1 (SISO)_NTNV

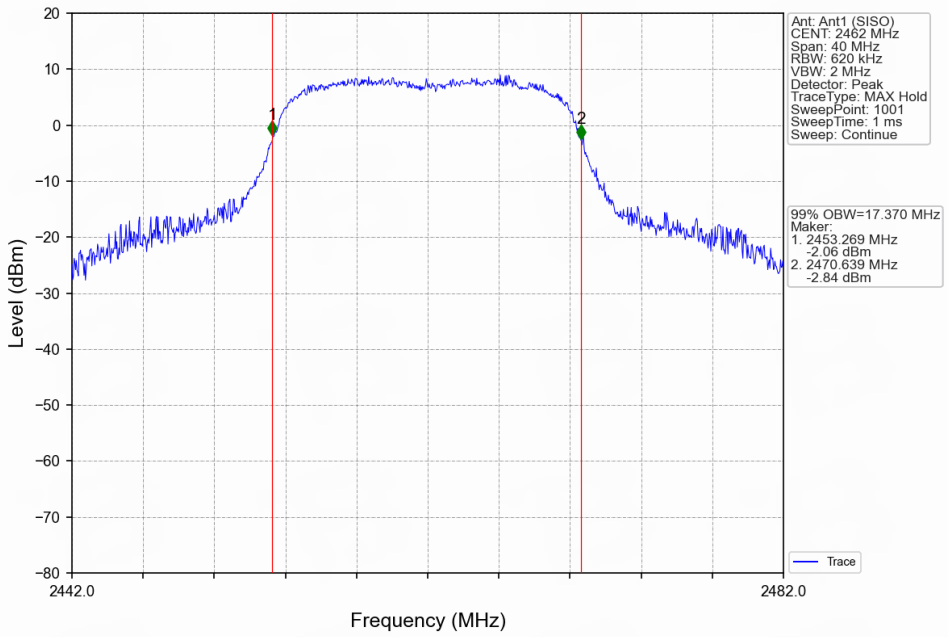

Total or partial reproduction of this document without permission of the Laboratory is not allowed.

BTF Testing Lab (Shenzhen) Co., Ltd.
F101, 201 and 301, Building 1, Block 2, Tantou Industrial Park, Tantou Community, Songgang Street, Bao'an District, Shenzhen, China

802.11n(HT20)_LCH_2412MHz_Ant1 (SISO)_NTNV

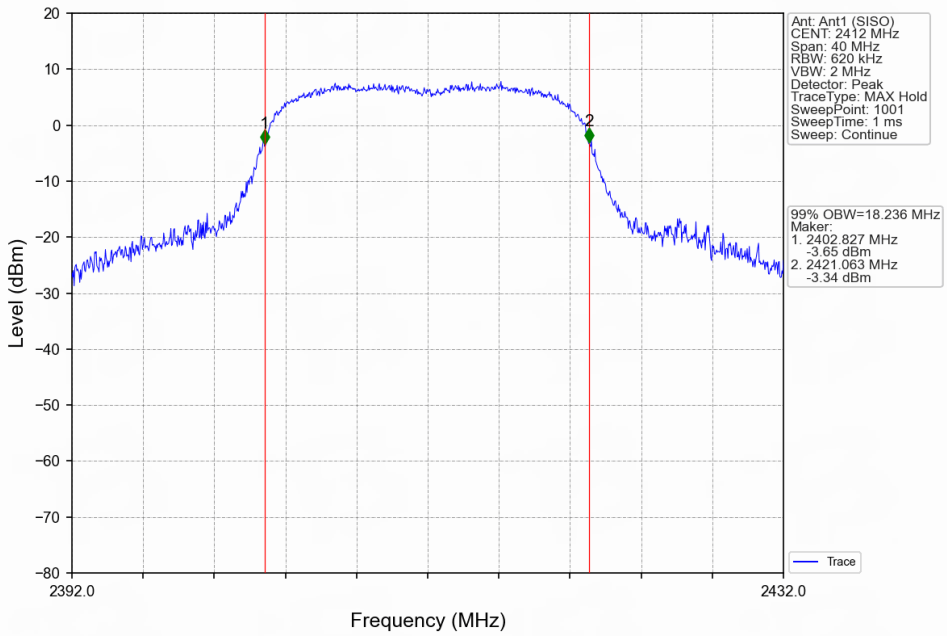

802.11n(HT20)_MCH_2437MHz_Ant1 (SISO)_NTNV

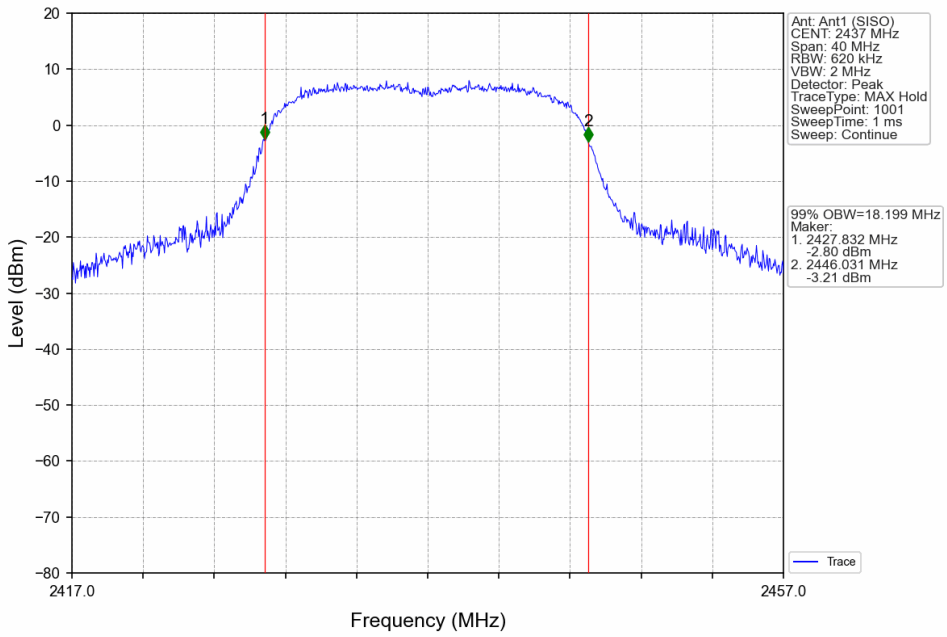

Total or partial reproduction of this document without permission of the Laboratory is not allowed.

BTF Testing Lab (Shenzhen) Co., Ltd.
F101, 201 and 301, Building 1, Block 2, Tantou Industrial Park, Tantou Community, Songgang Street, Bao'an District, Shenzhen, China

802.11n(HT20)_HCH_2462MHz_Ant1 (SISO)_NTNV

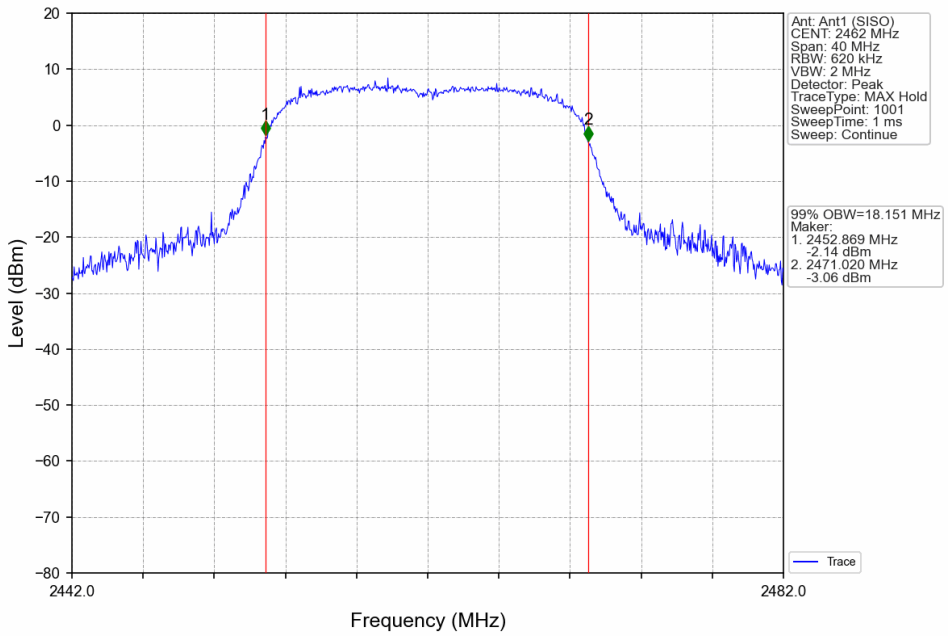

2.2 6dB BW

2.2.1 Test Result

Mode	TX Type	Frequency (MHz)	ANT	6dB Bandwidth (MHz)		Verdict
				Result	Limit	
802.11b	SISO	2412	1	10.077	>=0.5	Pass
		2437	1	10.081	>=0.5	Pass
		2462	1	10.080	>=0.5	Pass
802.11g	SISO	2412	1	15.480	>=0.5	Pass
		2437	1	15.364	>=0.5	Pass
		2462	1	15.370	>=0.5	Pass
802.11n (HT20)	SISO	2412	1	15.518	>=0.5	Pass
		2437	1	15.188	>=0.5	Pass
		2462	1	15.515	>=0.5	Pass

Total or partial reproduction of this document without permission of the Laboratory is not allowed.

BTF Testing Lab (Shenzhen) Co., Ltd.
F101, 201 and 301, Building 1, Block 2, Tantou Industrial Park, Tantou Community, Songgang Street, Bao'an District, Shenzhen, China

2.2.2 Test Graph

802.11b_LCH_2412MHz_Ant1 (SISO)_NTNV

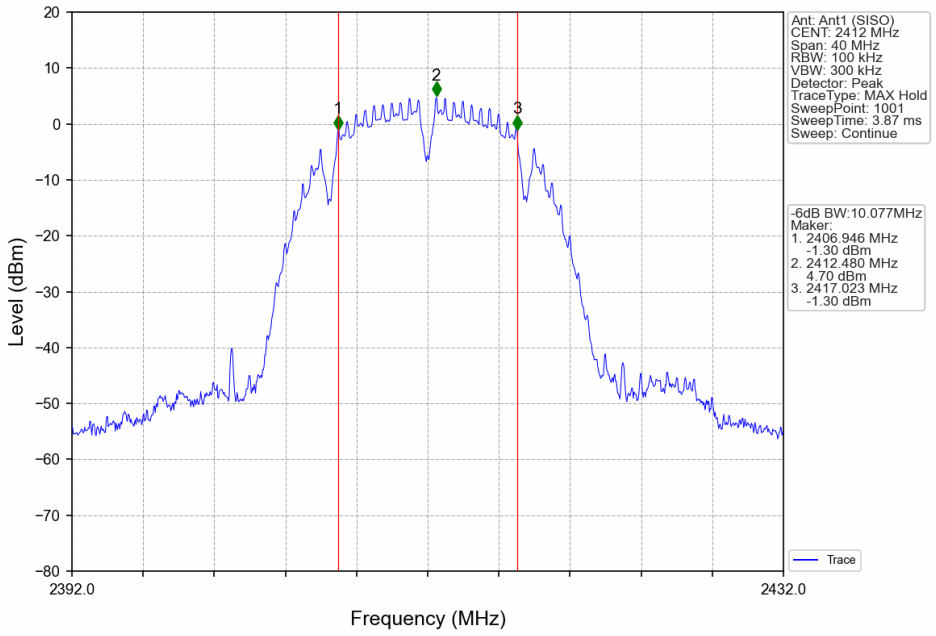

802.11b_MCH_2437MHz_Ant1 (SISO)_NTNV

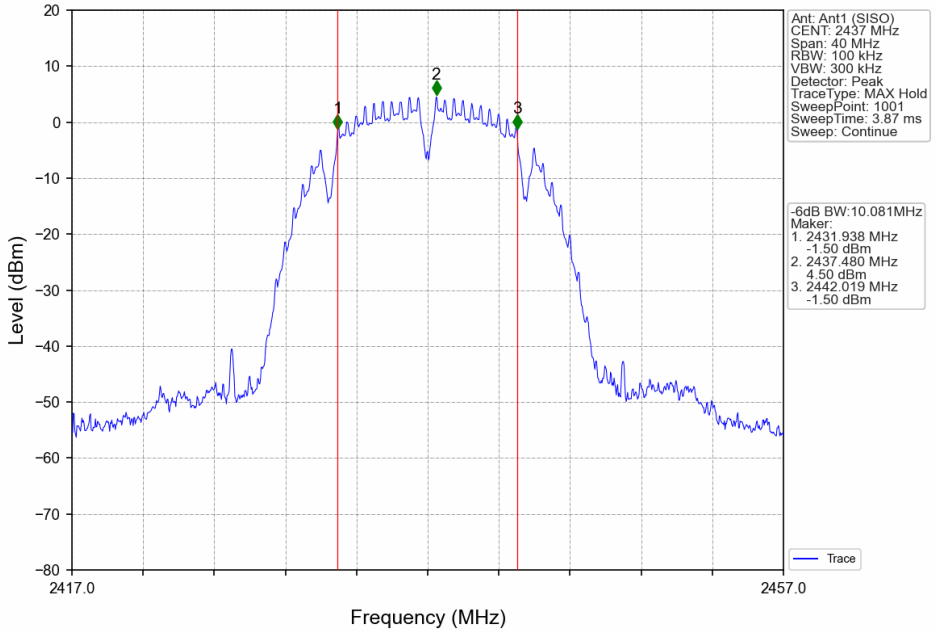

Total or partial reproduction of this document without permission of the Laboratory is not allowed.

BTF Testing Lab (Shenzhen) Co., Ltd.
F101, 201 and 301, Building 1, Block 2, Tantou Industrial Park, Tantou Community, Songgang Street, Bao'an District, Shenzhen, China

802.11b_HCH_2462MHz_Ant1 (SISO)_NTNV

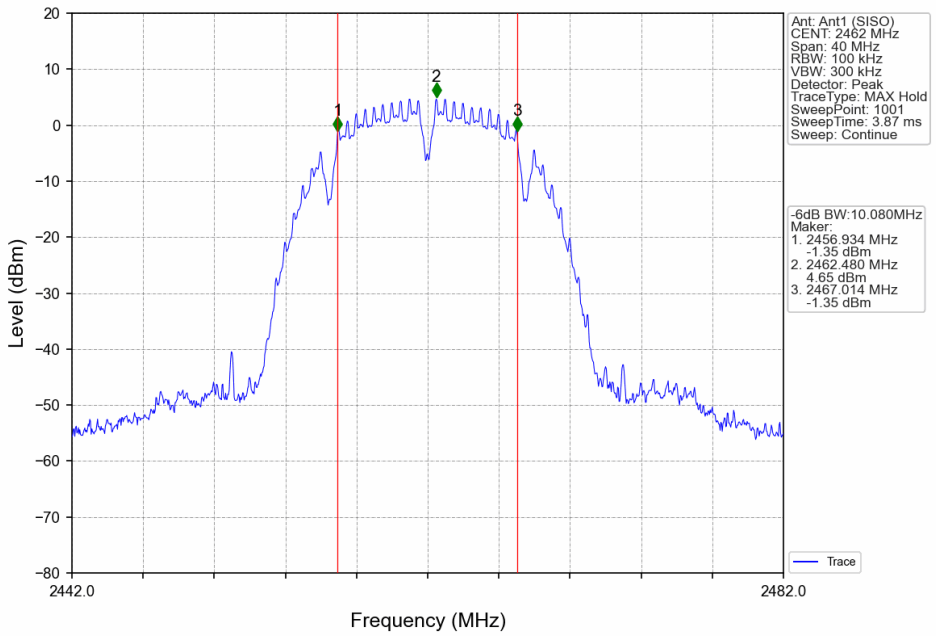

802.11g_LCH_2412MHz_Ant1 (SISO)_NTNV

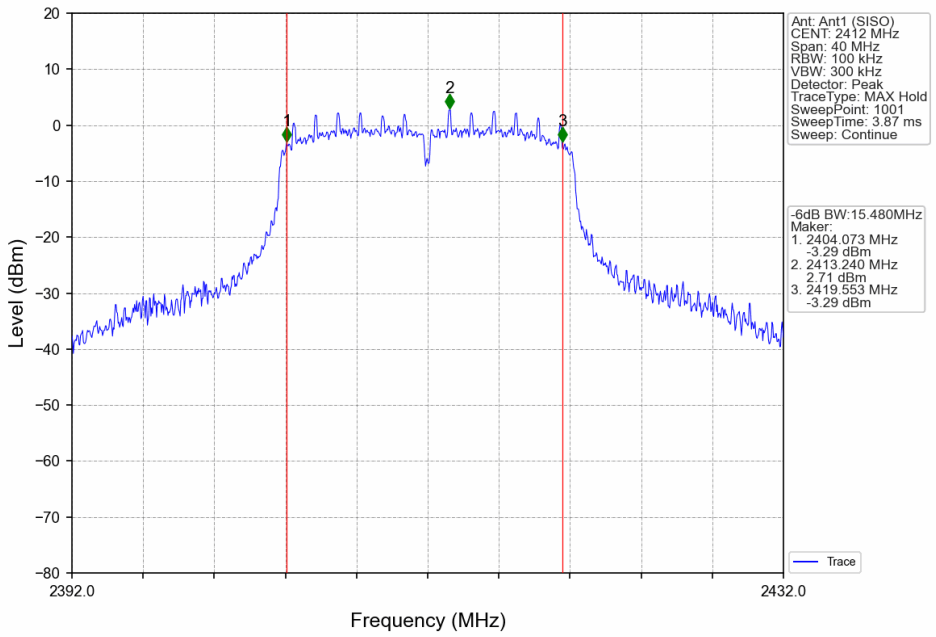

Total or partial reproduction of this document without permission of the Laboratory is not allowed.

BTF Testing Lab (Shenzhen) Co., Ltd.
F101, 201 and 301, Building 1, Block 2, Tantou Industrial Park, Tantou Community, Songgang Street, Bao'an District, Shenzhen, China

802.11g_MCH_2437MHz_Ant1 (SISO)_NTNV

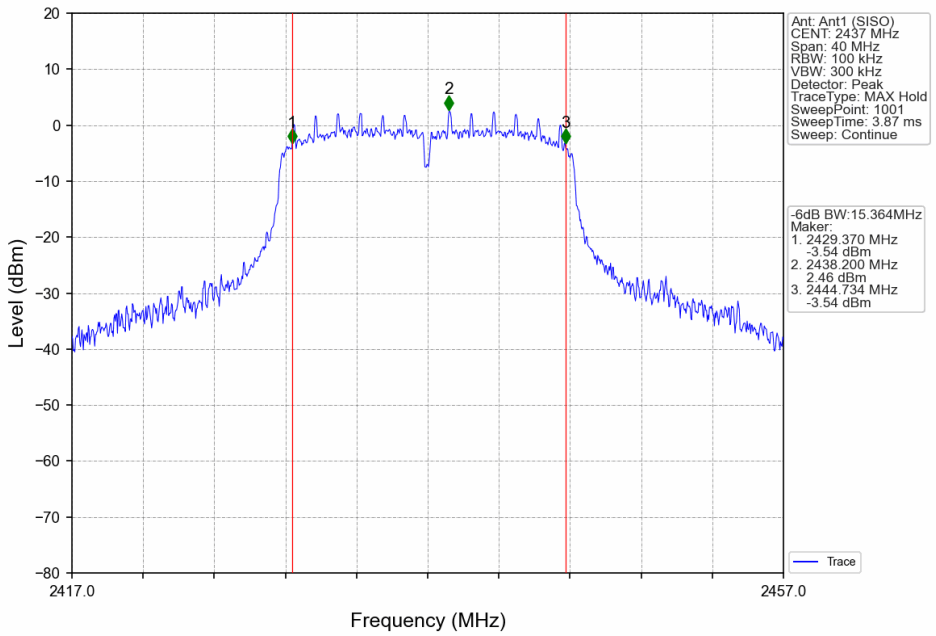

802.11g_HCH_2462MHz_Ant1 (SISO)_NTNV

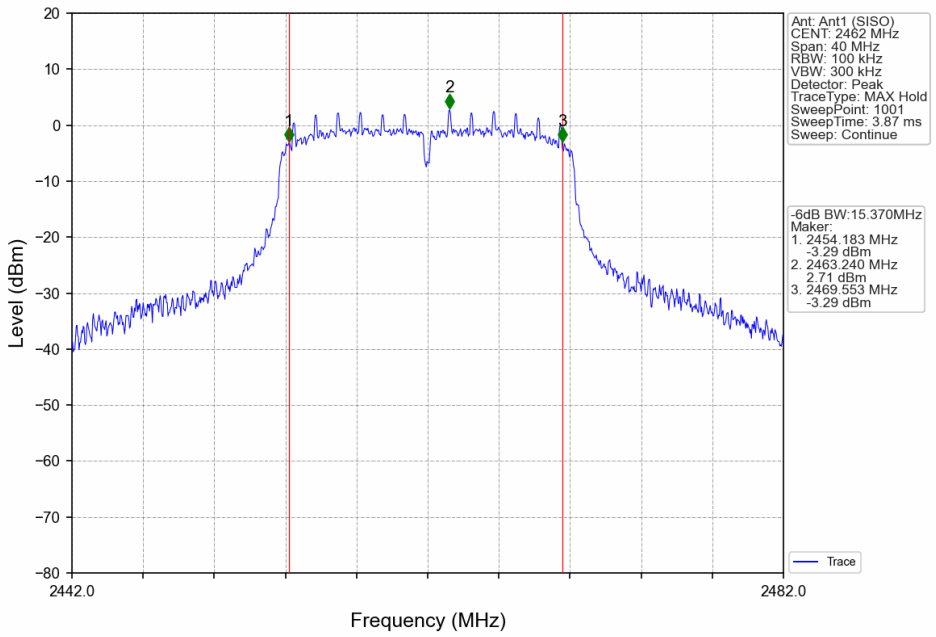

Total or partial reproduction of this document without permission of the Laboratory is not allowed.

BTF Testing Lab (Shenzhen) Co., Ltd.
F101, 201 and 301, Building 1, Block 2, Tantou Industrial Park, Tantou Community, Songgang Street, Bao'an District, Shenzhen, China

802.11n(HT20)_LCH_2412MHz_Ant1 (SISO)_NTNV

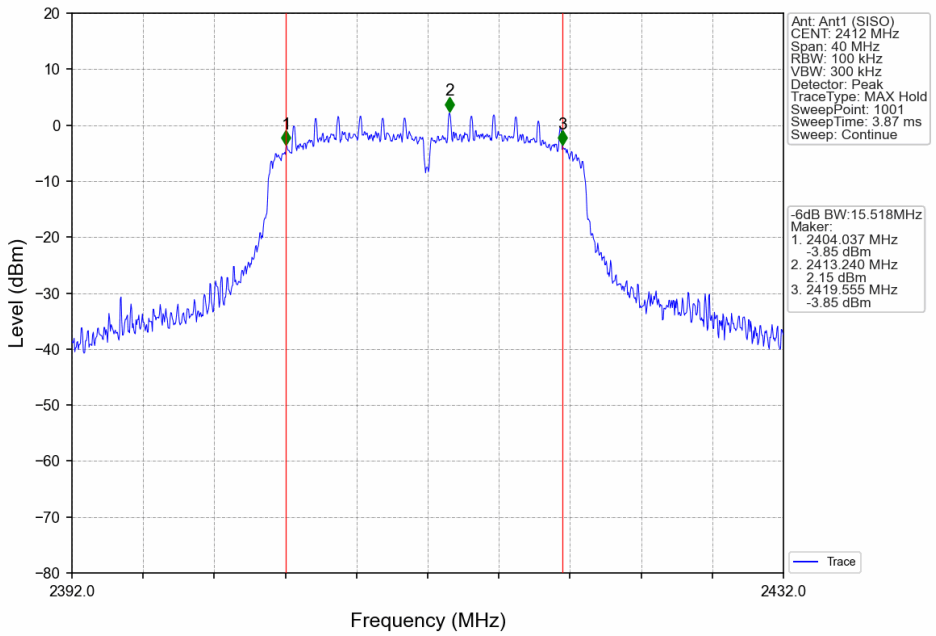

802.11n(HT20)_MCH_2437MHz_Ant1 (SISO)_NTNV

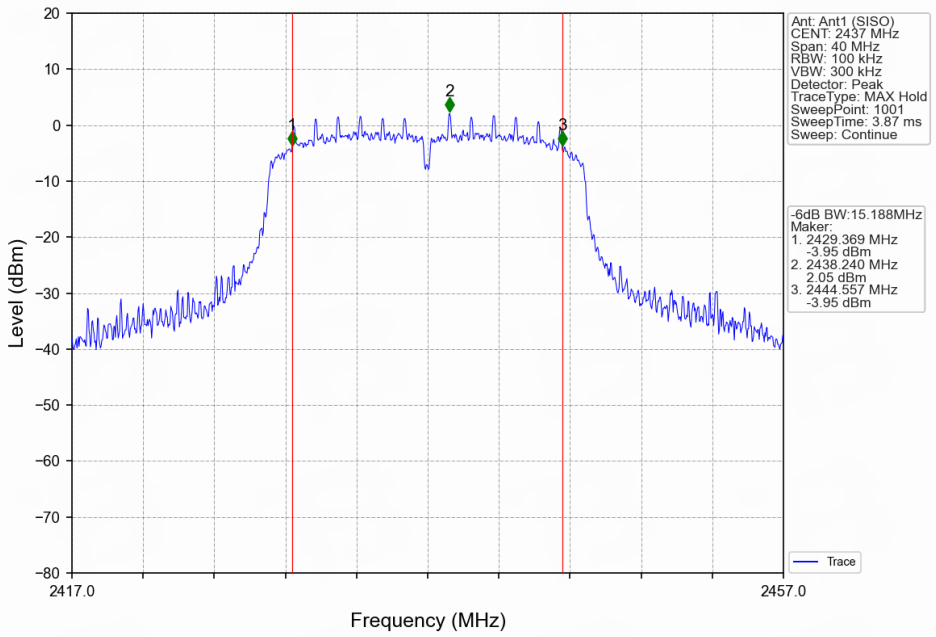

Total or partial reproduction of this document without permission of the Laboratory is not allowed.

BTF Testing Lab (Shenzhen) Co., Ltd.
F101, 201 and 301, Building 1, Block 2, Tantou Industrial Park, Tantou Community, Songgang Street, Bao'an District, Shenzhen, China

802.11n(HT20)_HCH_2462MHz_Ant1 (SISO)_NTNV

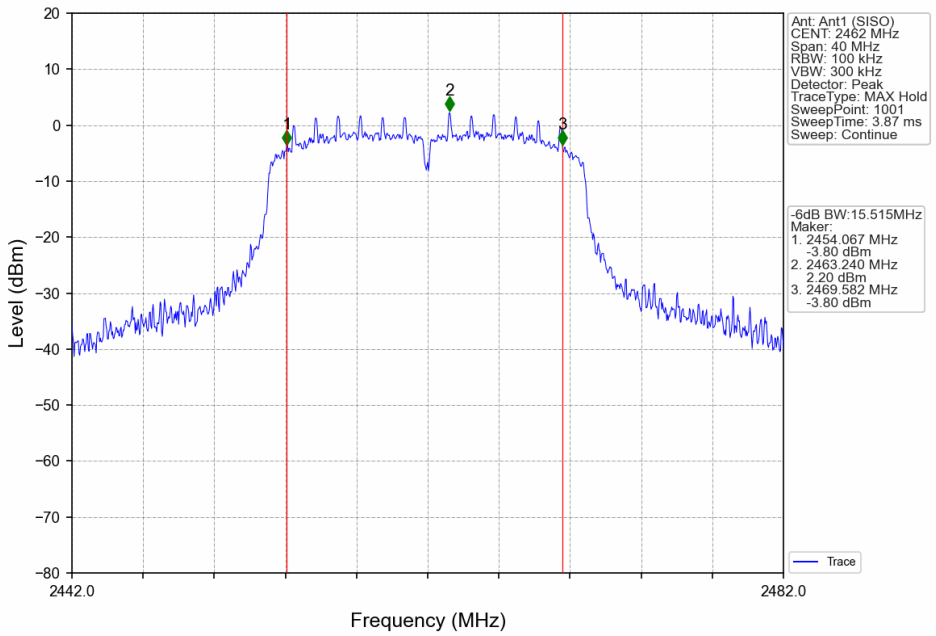

Total or partial reproduction of this document without permission of the Laboratory is not allowed.
BTF Testing Lab (Shenzhen) Co., Ltd.
F101, 201 and 301, Building 1, Block 2, Tantou Industrial Park, Tantou Community, Songgang Street, Bao'an District, Shenzhen, China

3. Maximum Conducted Output Power

3.1 Power

3.1.1 Test Result

Mode	TX Type	Frequency (MHz)	Maximum Peak Conducted Output Power (dBm)		Verdict
			ANT1	Limit	
802.11b	SISO	2412	16.19	<=30	Pass
		2437	16.12	<=30	Pass
		2462	16.23	<=30	Pass
802.11g	SISO	2412	20.77	<=30	Pass
		2437	20.65	<=30	Pass
		2462	20.73	<=30	Pass
802.11n (HT20)	SISO	2412	19.91	<=30	Pass
		2437	19.74	<=30	Pass
		2462	19.94	<=30	Pass
Note1: Antenna Gain: Ant1: 2.01dBi;					

Total or partial reproduction of this document without permission of the Laboratory is not allowed.

BTF Testing Lab (Shenzhen) Co., Ltd.
F101, 201 and 301, Building 1, Block 2, Tantou Industrial Park, Tantou Community, Songgang Street, Bao'an District, Shenzhen, China

3.1.2 Test Graph

802.11b_LCH_2412MHz_Ant1 (SISO)_NTNV

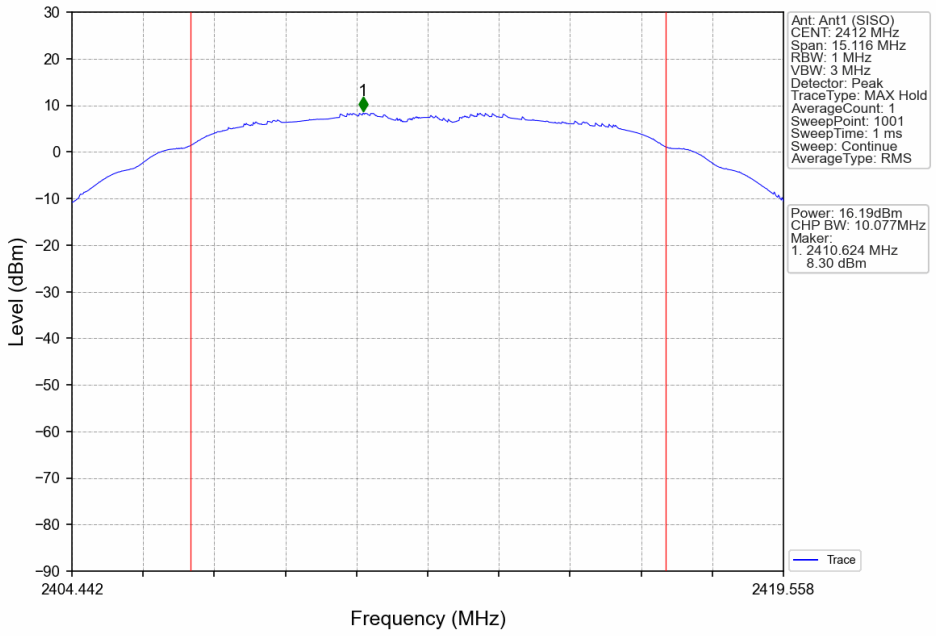

802.11b_MCH_2437MHz_Ant1 (SISO)_NTNV

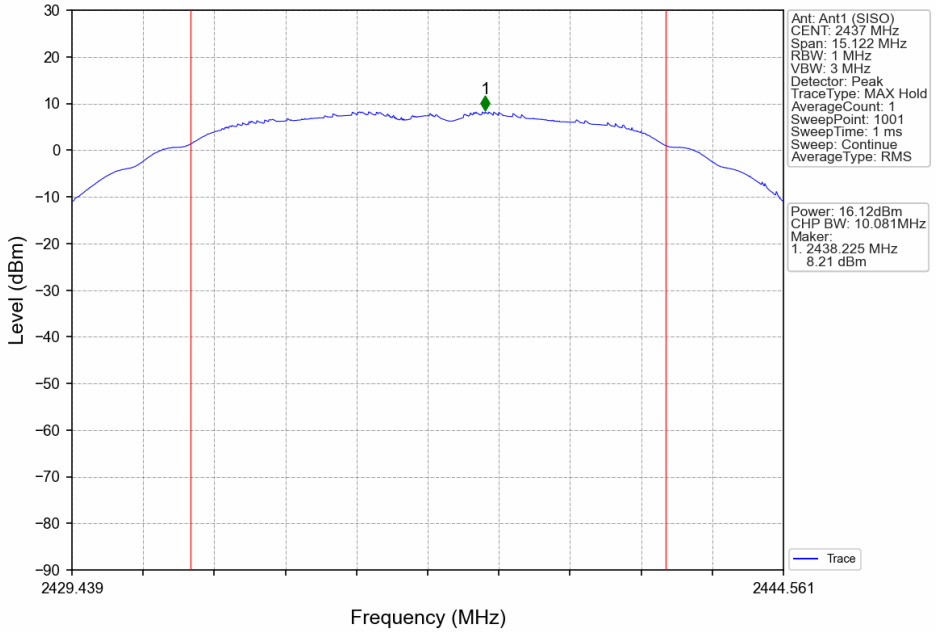

Total or partial reproduction of this document without permission of the Laboratory is not allowed.

BTF Testing Lab (Shenzhen) Co., Ltd.
F101, 201 and 301, Building 1, Block 2, Tantou Industrial Park, Tantou Community, Songgang Street, Bao'an District, Shenzhen, China

802.11b_HCH_2462MHz_Ant1 (SISO)_NTNV

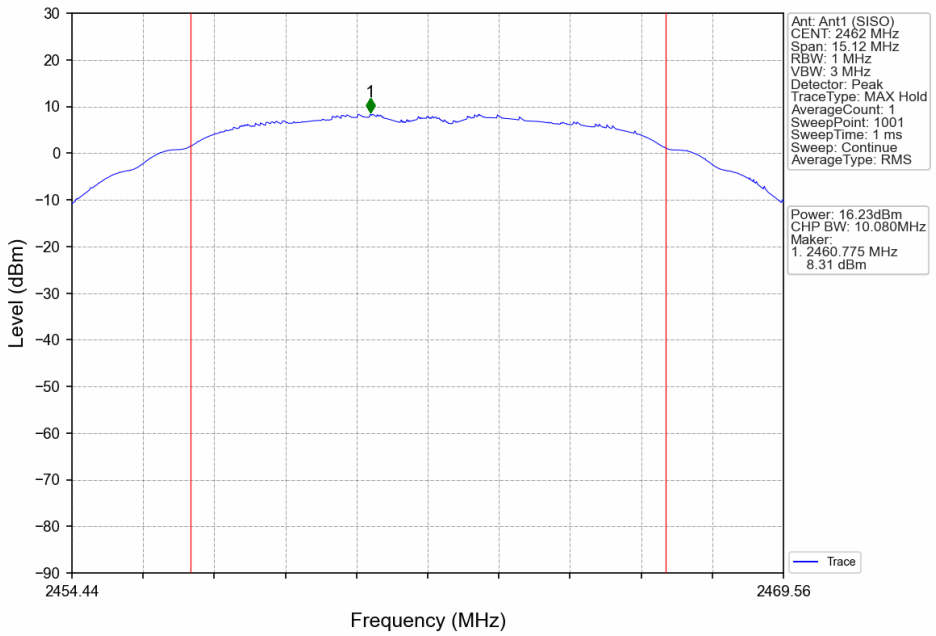

802.11g_LCH_2412MHz_Ant1 (SISO)_NTNV

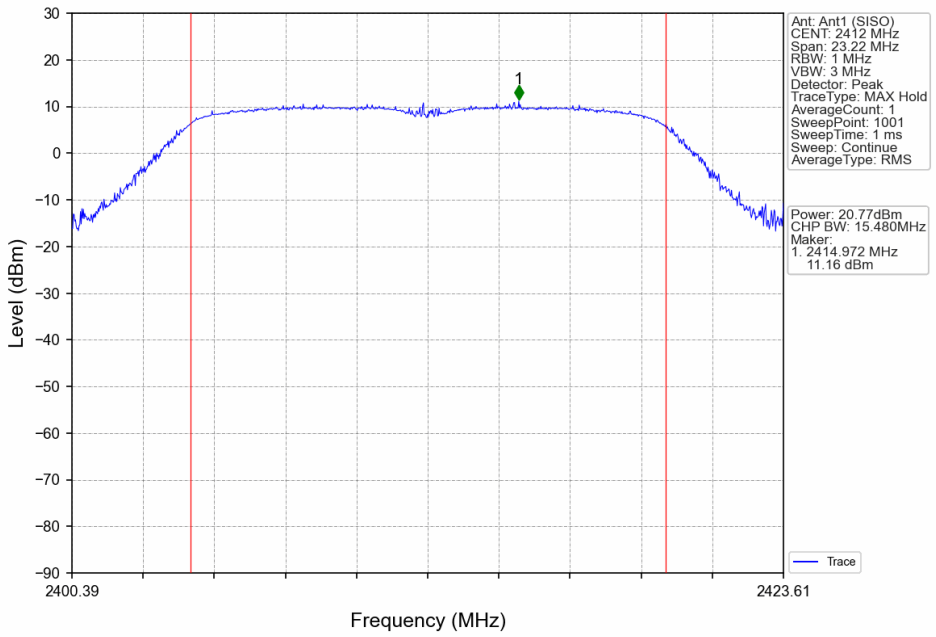

Total or partial reproduction of this document without permission of the Laboratory is not allowed.

BTF Testing Lab (Shenzhen) Co., Ltd.
F101, 201 and 301, Building 1, Block 2, Tantou Industrial Park, Tantou Community, Songgang Street, Bao'an District, Shenzhen, China

802.11g_MCH_2437MHz_Ant1 (SISO)_NTNV

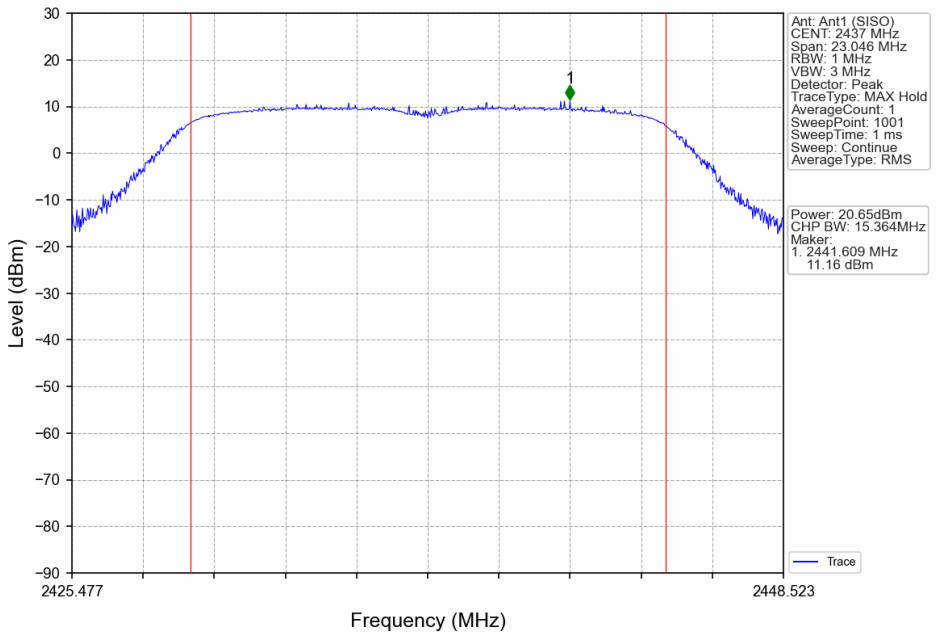

802.11g_HCH_2462MHz_Ant1 (SISO)_NTNV

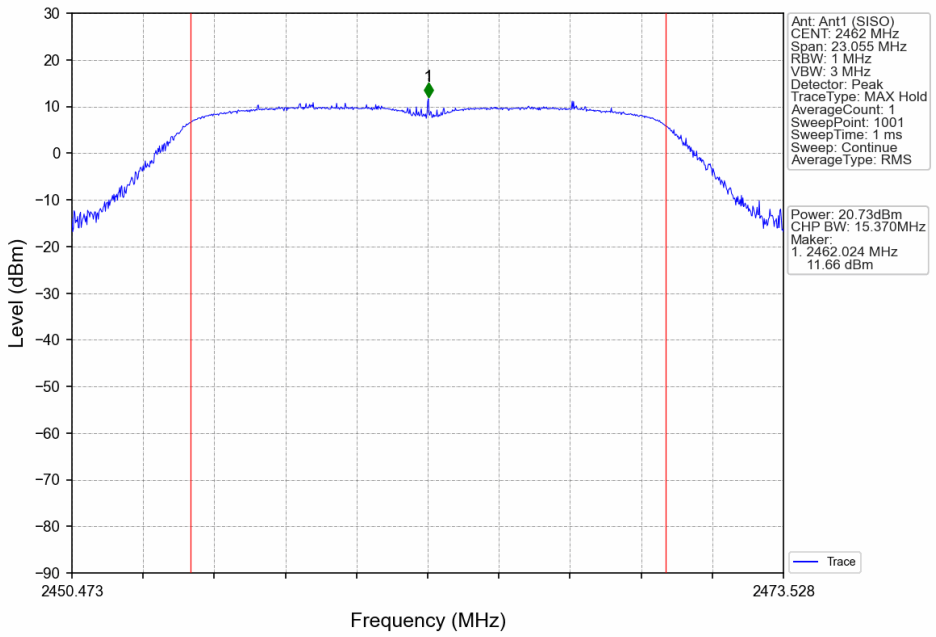

Total or partial reproduction of this document without permission of the Laboratory is not allowed.

BTF Testing Lab (Shenzhen) Co., Ltd.
F101, 201 and 301, Building 1, Block 2, Tantou Industrial Park, Tantou Community, Songgang Street, Bao'an District, Shenzhen, China

802.11n(HT20)_LCH_2412MHz_Ant1 (SISO)_NTNV

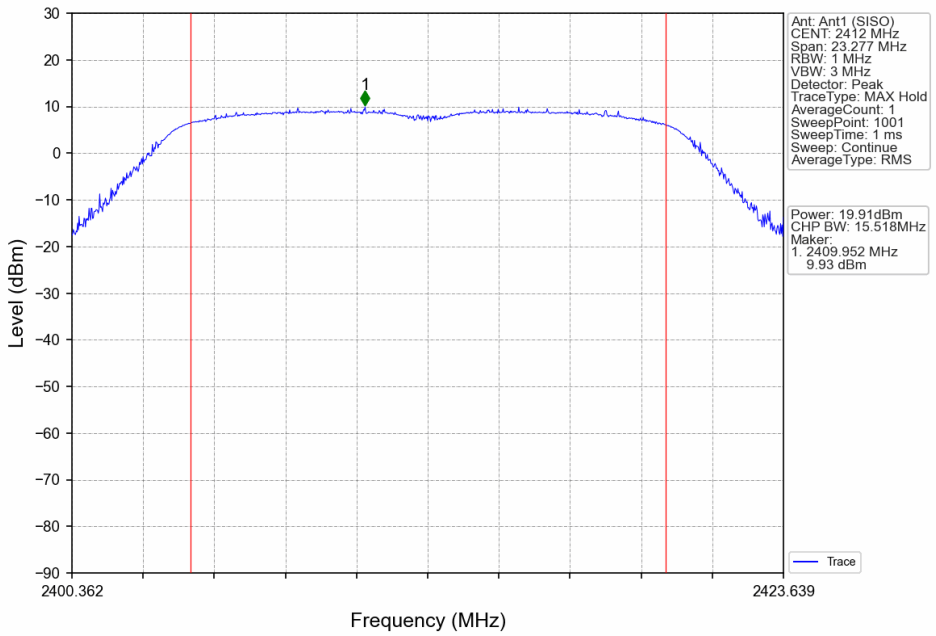

802.11n(HT20)_MCH_2437MHz_Ant1 (SISO)_NTNV

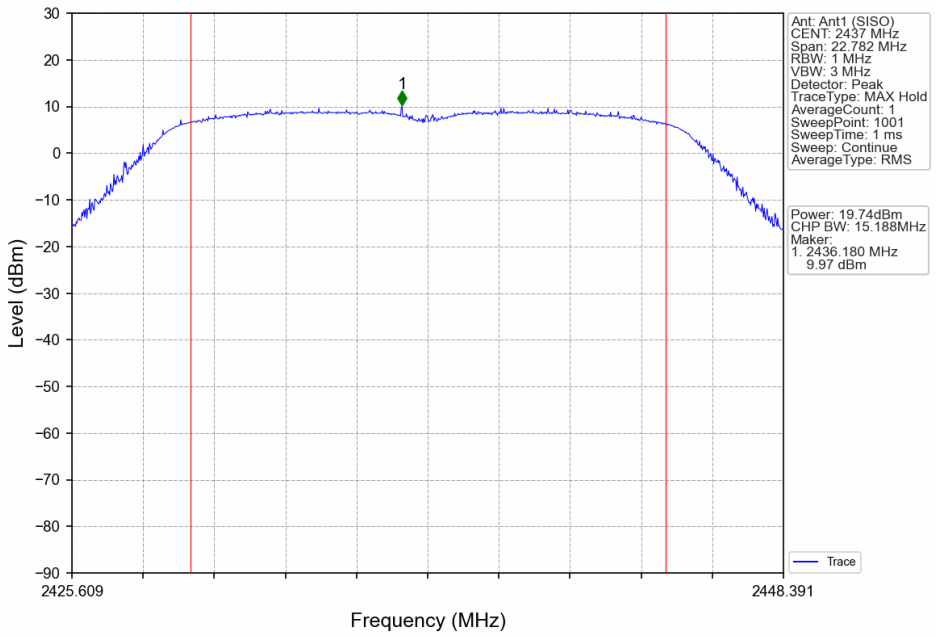

Total or partial reproduction of this document without permission of the Laboratory is not allowed.

BTF Testing Lab (Shenzhen) Co., Ltd.
F101, 201 and 301, Building 1, Block 2, Tantou Industrial Park, Tantou Community, Songgang Street, Bao'an District, Shenzhen, China

802.11n(HT20)_HCH_2462MHz_Ant1 (SISO)_NTNV

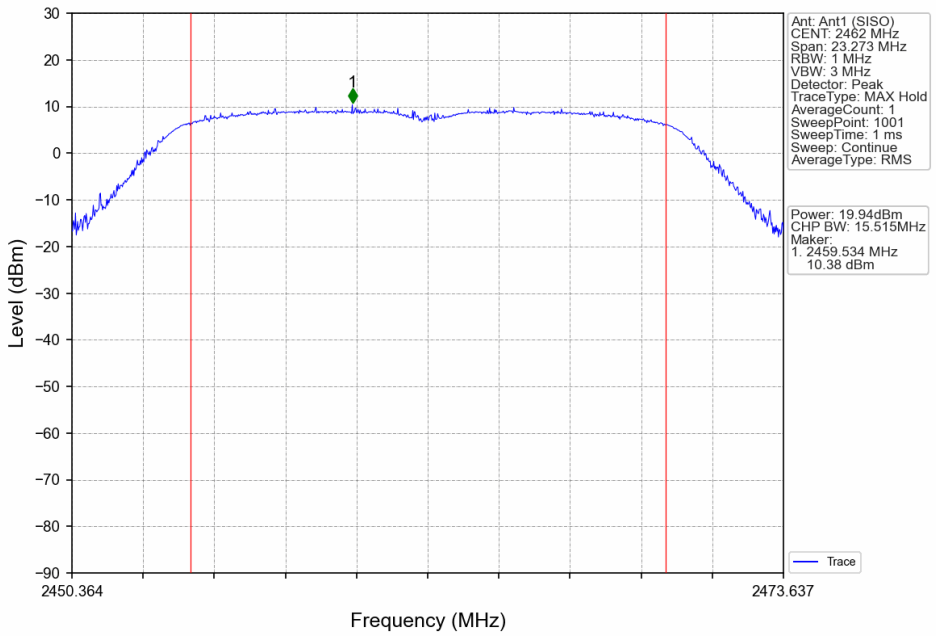

Total or partial reproduction of this document without permission of the Laboratory is not allowed.
BTF Testing Lab (Shenzhen) Co., Ltd.
F101, 201 and 301, Building 1, Block 2, Tantou Industrial Park, Tantou Community, Songgang Street, Bao'an District, Shenzhen, China

4. Maximum Power Spectral Density

4.1 PSD

4.1.1 Test Result

Mode	TX Type	Frequency (MHz)	Maximum PSD (dBm/3kHz)		Verdict
			ANT1	Limit	
802.11b	SISO	2412	-10.00	<=8	Pass
		2437	-10.60	<=8	Pass
		2462	-10.01	<=8	Pass
802.11g	SISO	2412	-11.77	<=8	Pass
		2437	-12.89	<=8	Pass
		2462	-11.52	<=8	Pass
802.11n (HT20)	SISO	2412	-13.12	<=8	Pass
		2437	-13.00	<=8	Pass
		2462	-13.04	<=8	Pass
Note1: Antenna Gain: Ant1: 2.01dBi;					

Total or partial reproduction of this document without permission of the Laboratory is not allowed.

BTF Testing Lab (Shenzhen) Co., Ltd.
F101, 201 and 301, Building 1, Block 2, Tantou Industrial Park, Tantou Community, Songgang Street, Bao'an District, Shenzhen, China

4.1.2 Test Graph

802.11b_LCH_2412MHz_Ant1 (SISO)_NTNV

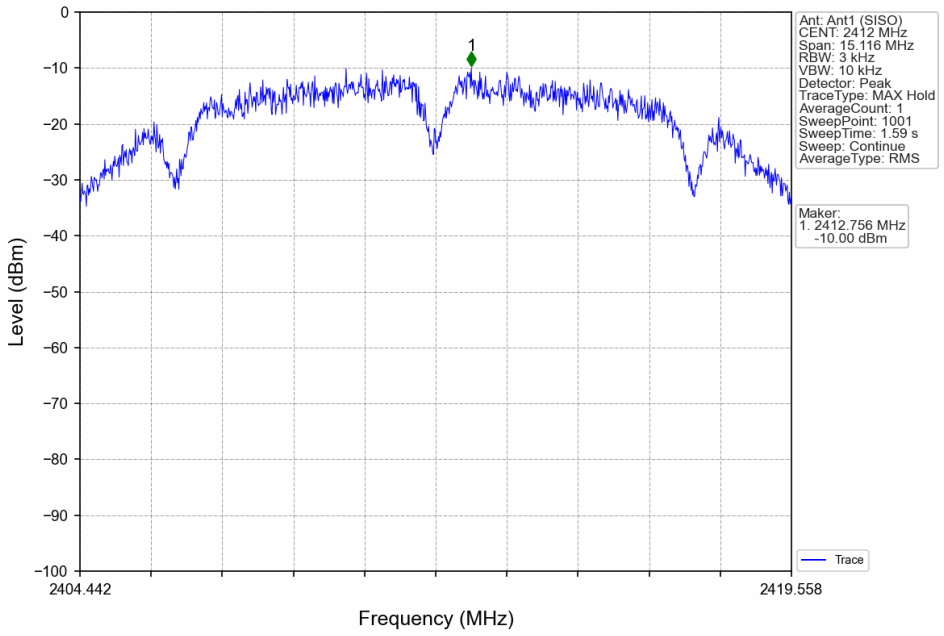

802.11b_MCH_2437MHz_Ant1 (SISO)_NTNV

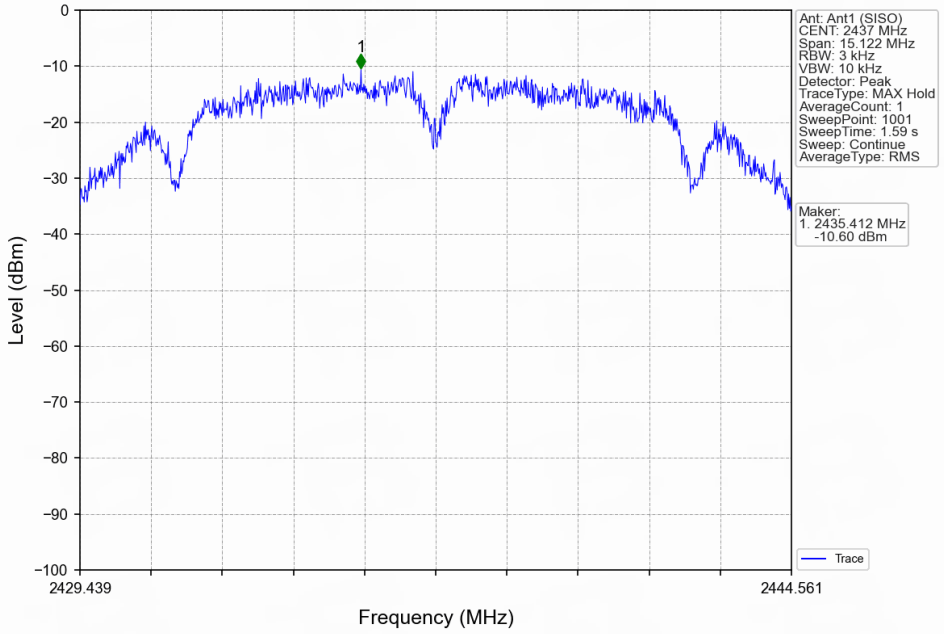

Total or partial reproduction of this document without permission of the Laboratory is not allowed.
BTF Testing Lab (Shenzhen) Co., Ltd.
F101, 201 and 301, Building 1, Block 2, Tantou Industrial Park, Tantou Community, Songgang Street, Bao'an District, Shenzhen, China

802.11b_HCH_2462MHz_Ant1 (SISO)_NTNV

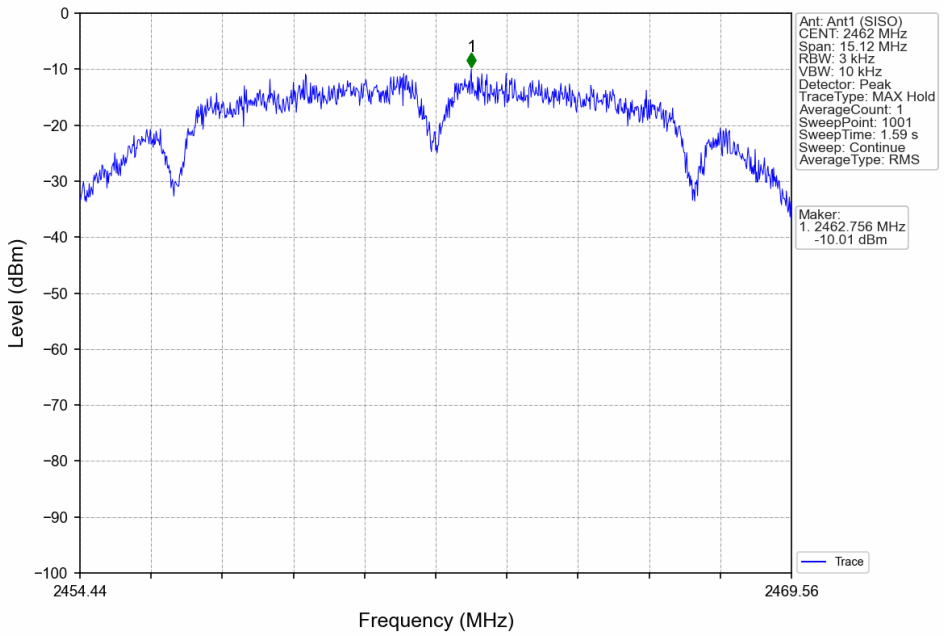

802.11g_LCH_2412MHz_Ant1 (SISO)_NTNV

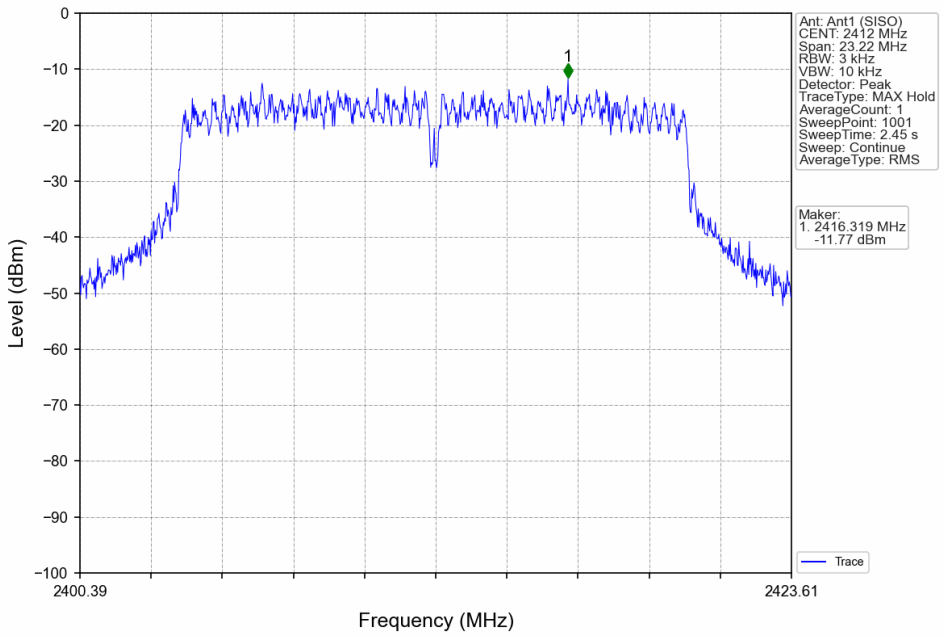

Total or partial reproduction of this document without permission of the Laboratory is not allowed.

BTF Testing Lab (Shenzhen) Co., Ltd.
F101, 201 and 301, Building 1, Block 2, Tantou Industrial Park, Tantou Community, Songgang Street, Bao'an District, Shenzhen, China

802.11g_MCH_2437MHz_Ant1 (SISO)_NTNV

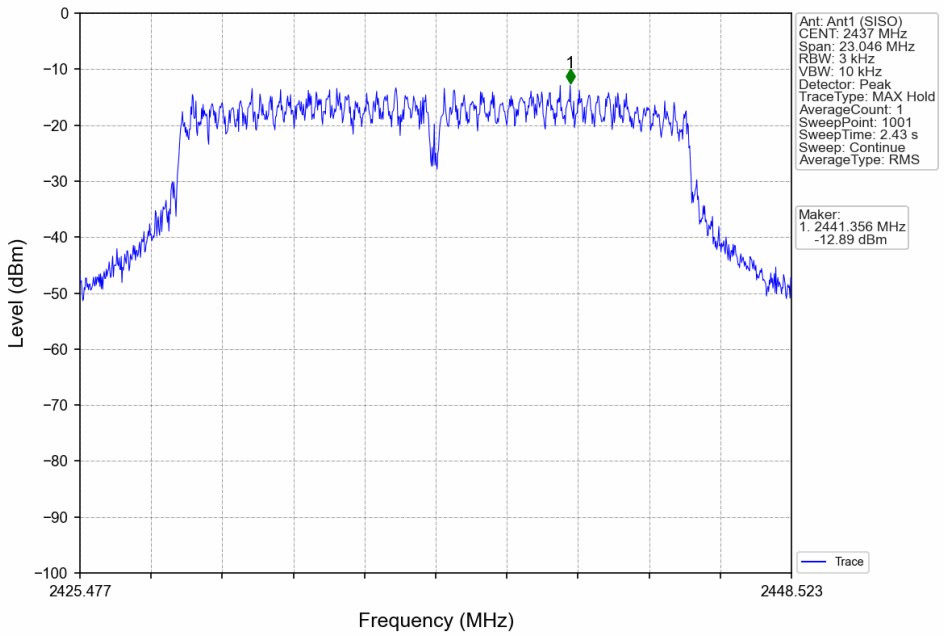

802.11g_HCH_2462MHz_Ant1 (SISO)_NTNV

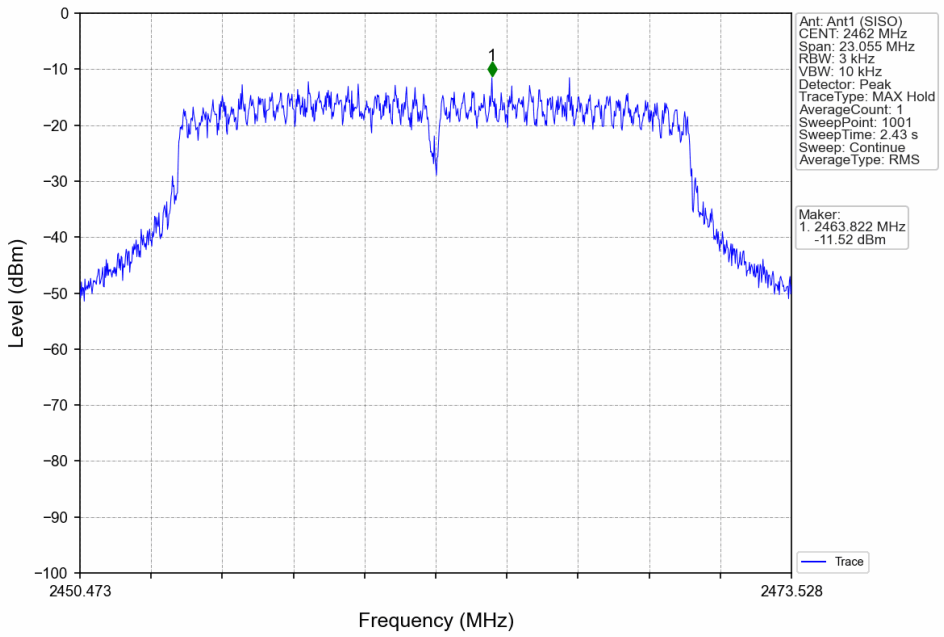

Total or partial reproduction of this document without permission of the Laboratory is not allowed.
BTF Testing Lab (Shenzhen) Co., Ltd.
F101, 201 and 301, Building 1, Block 2, Tantou Industrial Park, Tantou Community, Songgang Street, Bao'an District, Shenzhen, China

802.11n(HT20)_LCH_2412MHz_Ant1 (SISO)_NTNV

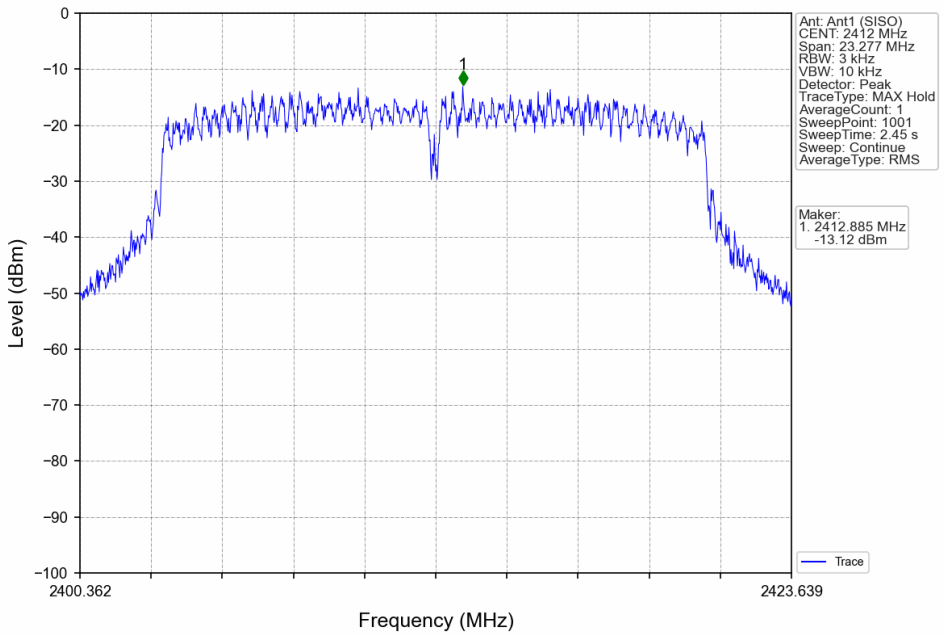

802.11n(HT20)_MCH_2437MHz_Ant1 (SISO)_NTNV

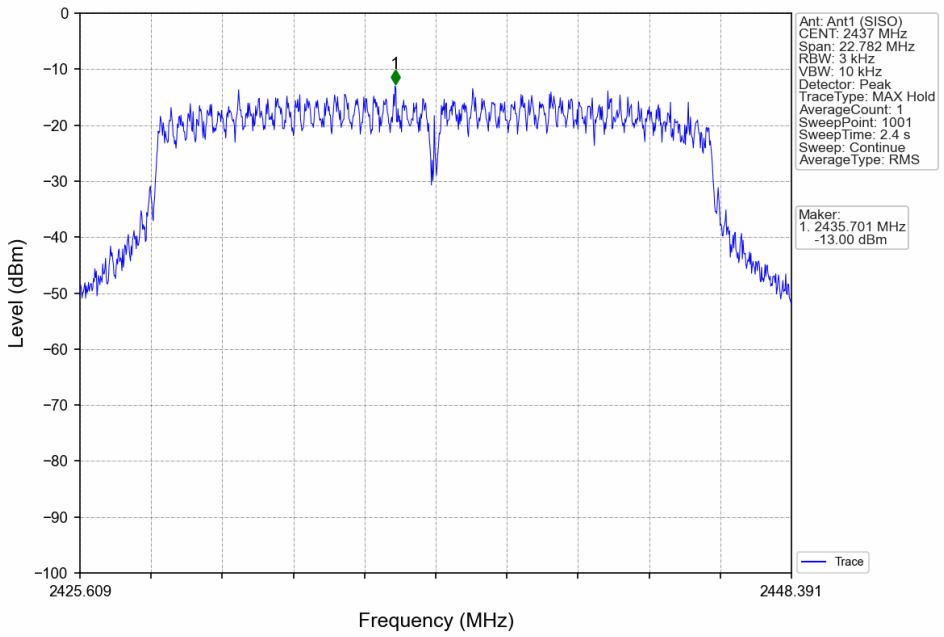

Total or partial reproduction of this document without permission of the Laboratory is not allowed.

BTF Testing Lab (Shenzhen) Co., Ltd.
F101, 201 and 301, Building 1, Block 2, Tantou Industrial Park, Tantou Community, Songgang Street, Bao'an District, Shenzhen, China

802.11n(HT20)_HCH_2462MHz_Ant1 (SISO)_NTNV

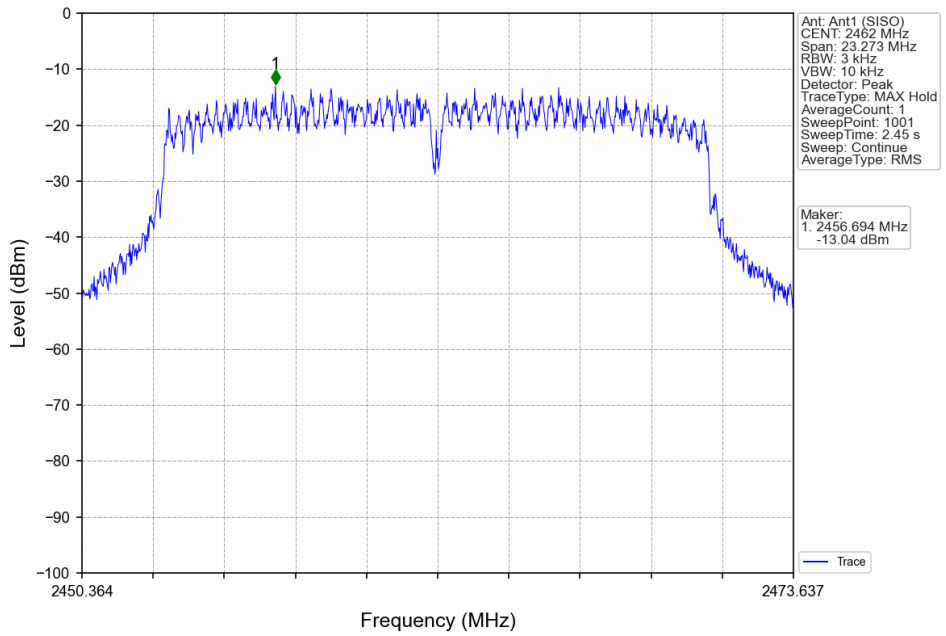

Total or partial reproduction of this document without permission of the Laboratory is not allowed.
BTF Testing Lab (Shenzhen) Co., Ltd.
F101, 201 and 301, Building 1, Block 2, Tantou Industrial Park, Tantou Community, Songgang Street, Bao'an District, Shenzhen, China

5. Unwanted Emissions In Non-restricted Frequency Bands

5.1 Ref

5.1.1 Test Result

Mode	TX Type	Frequency (MHz)	ANT	Level of Reference (dBm)
802.11b	SISO	2412	1	4.69
		2437	1	4.45
		2462	1	4.59
802.11g	SISO	2412	1	2.76
		2437	1	2.58
		2462	1	2.75
802.11n (HT20)	SISO	2412	1	2.14
		2437	1	1.87
		2462	1	2.19
Note1: Refer to FCC Part 15.247 (d) and ANSI C63.10-2013, the channel contains the maximum PSD level was used to establish the reference level.				

Total or partial reproduction of this document without permission of the Laboratory is not allowed.

BTF Testing Lab (Shenzhen) Co., Ltd.
F101, 201 and 301, Building 1, Block 2, Tantou Industrial Park, Tantou Community, Songgang Street, Bao'an District, Shenzhen, China

5.1.2 Test Graph

802.11b_LCH_2412MHz_Ant1 (SISO)_NTNV

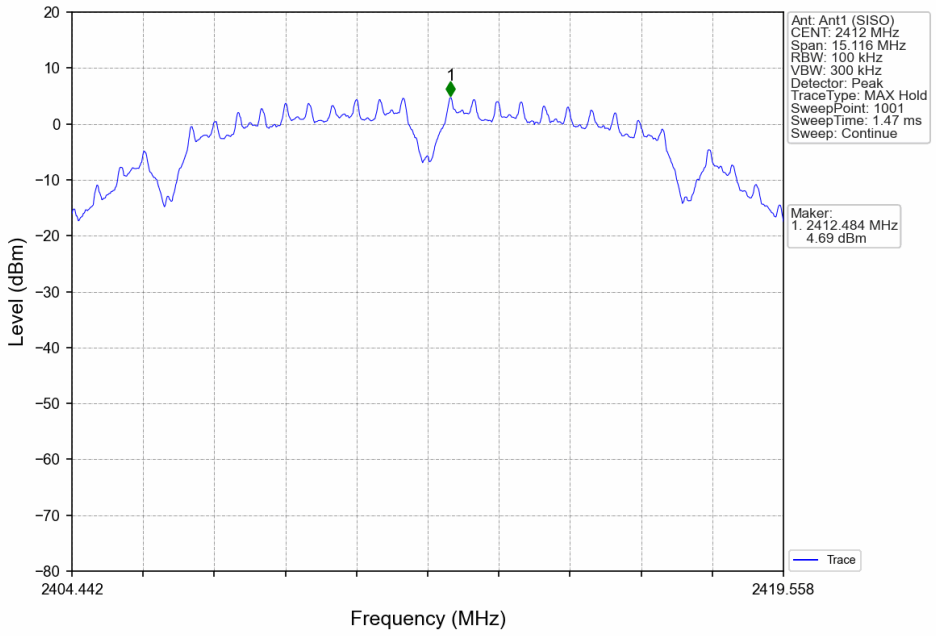

802.11b_MCH_2437MHz_Ant1 (SISO)_NTNV

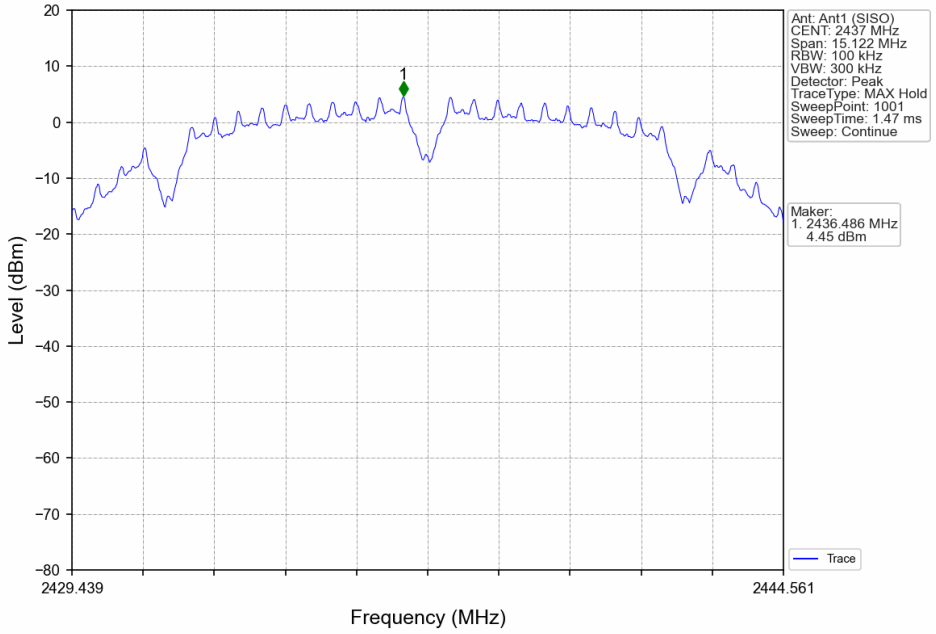

Total or partial reproduction of this document without permission of the Laboratory is not allowed.

BTF Testing Lab (Shenzhen) Co., Ltd.
F101, 201 and 301, Building 1, Block 2, Tantou Industrial Park, Tantou Community, Songgang Street, Bao'an District, Shenzhen, China

802.11b_HCH_2462MHz_Ant1 (SISO)_NTNV

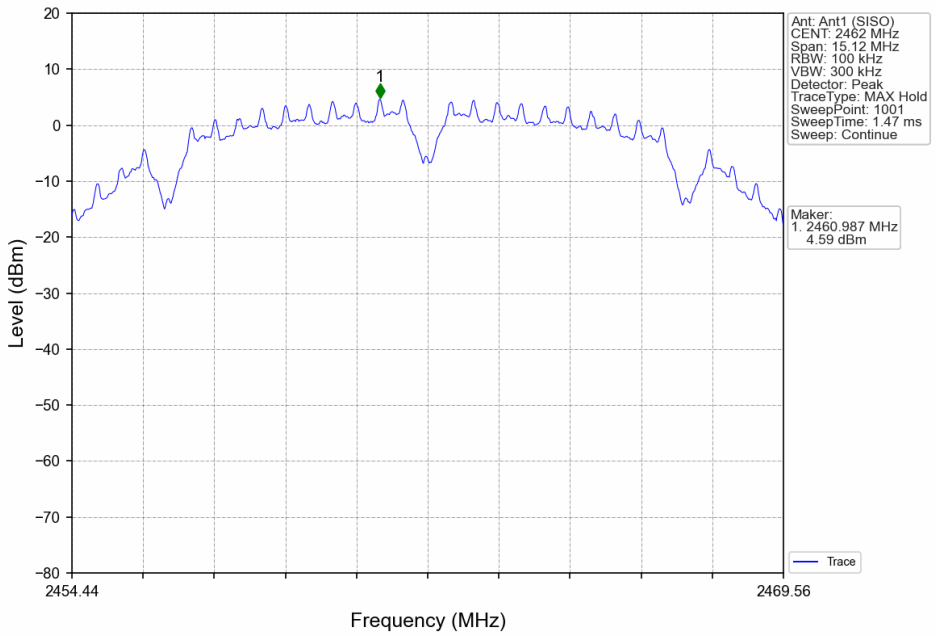

802.11g_LCH_2412MHz_Ant1 (SISO)_NTNV

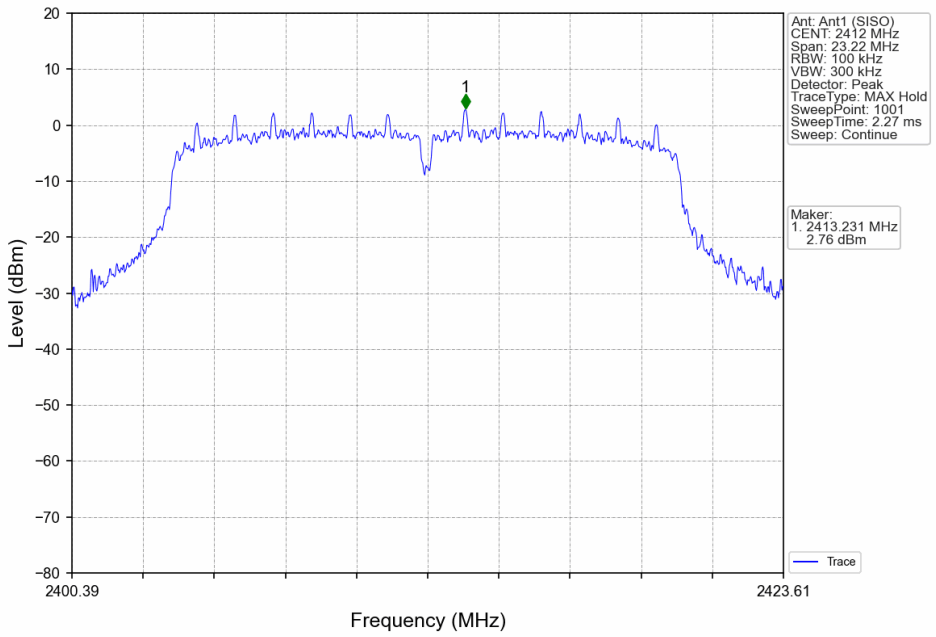

Total or partial reproduction of this document without permission of the Laboratory is not allowed.
BTF Testing Lab (Shenzhen) Co., Ltd.
F101, 201 and 301, Building 1, Block 2, Tantou Industrial Park, Tantou Community, Songgang Street, Bao'an District, Shenzhen, China

802.11g_MCH_2437MHz_Ant1 (SISO)_NTNV

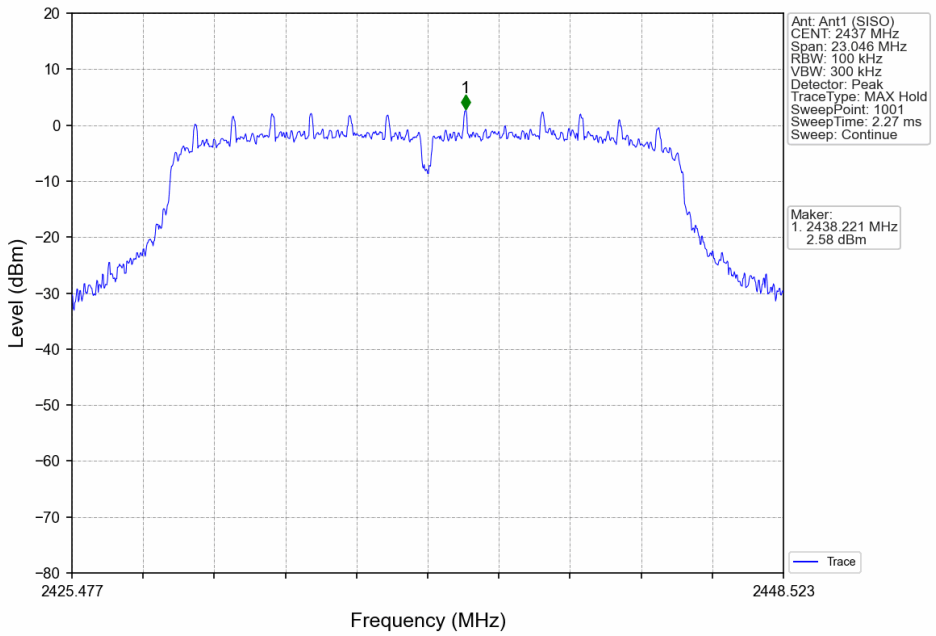

802.11g_HCH_2462MHz_Ant1 (SISO)_NTNV

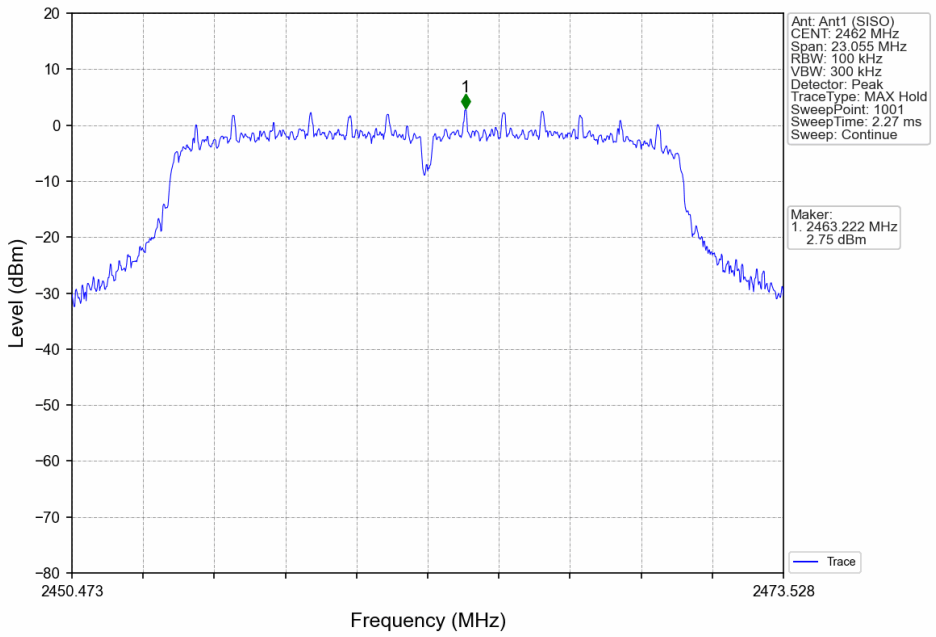

Total or partial reproduction of this document without permission of the Laboratory is not allowed.

BTF Testing Lab (Shenzhen) Co., Ltd.
F101, 201 and 301, Building 1, Block 2, Tantou Industrial Park, Tantou Community, Songgang Street, Bao'an District, Shenzhen, China

802.11n(HT20)_LCH_2412MHz_Ant1 (SISO)_NTNV

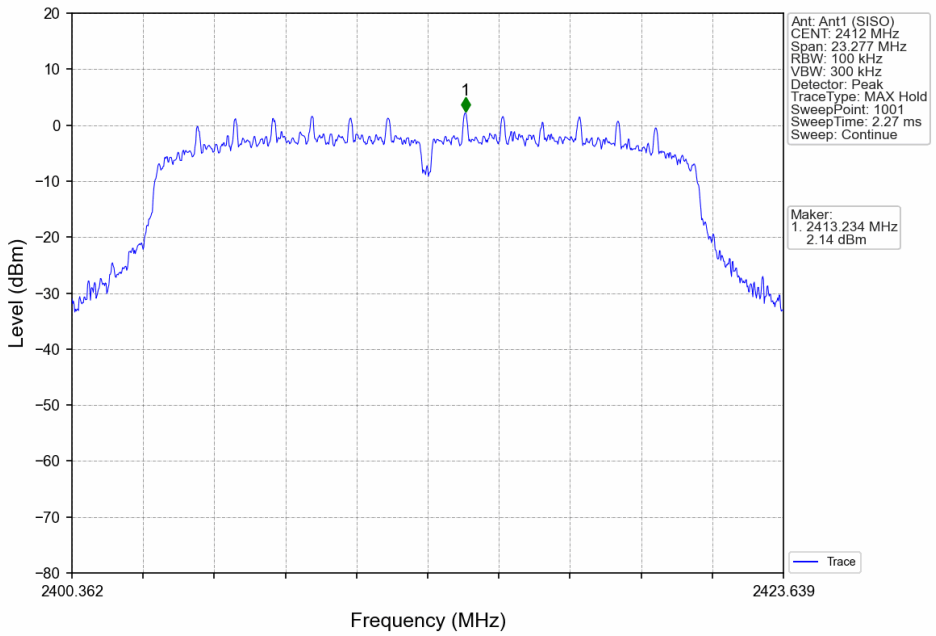

802.11n(HT20)_MCH_2437MHz_Ant1 (SISO)_NTNV

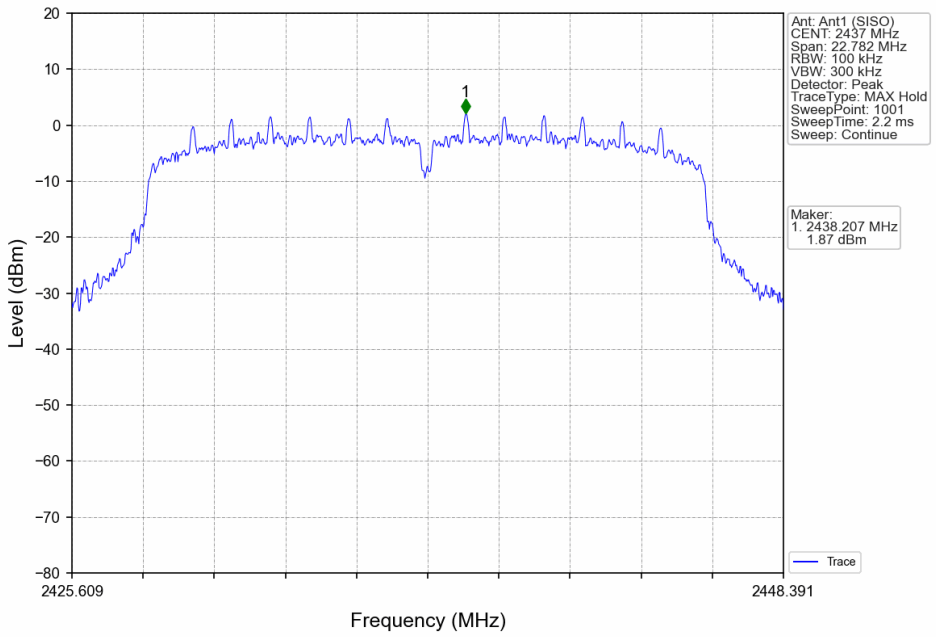

Total or partial reproduction of this document without permission of the Laboratory is not allowed.

BTF Testing Lab (Shenzhen) Co., Ltd.
F101, 201 and 301, Building 1, Block 2, Tantou Industrial Park, Tantou Community, Songgang Street, Bao'an District, Shenzhen, China

802.11n(HT20)_HCH_2462MHz_Ant1 (SISO)_NTNV

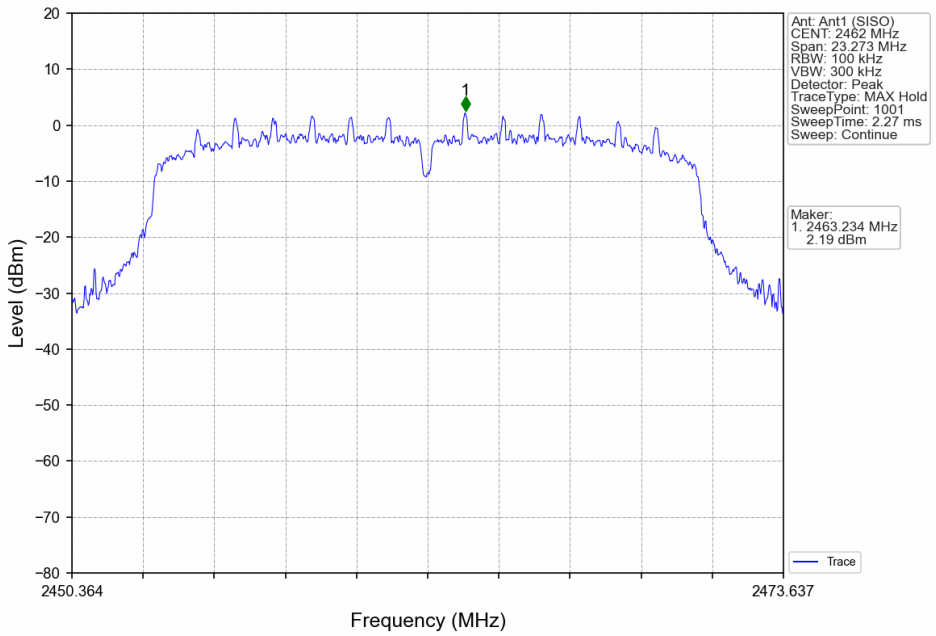

Total or partial reproduction of this document without permission of the Laboratory is not allowed.
BTF Testing Lab (Shenzhen) Co., Ltd.
F101, 201 and 301, Building 1, Block 2, Tantou Industrial Park, Tantou Community, Songgang Street, Bao'an District, Shenzhen, China

5.2 CSE

5.2.1 Test Result

Mode	TX Type	Frequency (MHz)	ANT	Level of Reference (dBm)	Limit (dBm)	Verdict
802.11b	SISO	2412	1	4.69	-15.31	Pass
		2437	1	4.69	-15.31	Pass
		2462	1	4.69	-15.31	Pass
802.11g	SISO	2412	1	2.76	-17.24	Pass
		2437	1	2.76	-17.24	Pass
		2462	1	2.76	-17.24	Pass
802.11n (HT20)	SISO	2412	1	2.19	-17.81	Pass
		2437	1	2.19	-17.81	Pass
		2462	1	2.19	-17.81	Pass
Note1: Refer to FCC Part 15.247 (d) and ANSI C63.10-2013, the channel contains the maximum PSD level was used to establish the reference level.						

Total or partial reproduction of this document without permission of the Laboratory is not allowed.

BTF Testing Lab (Shenzhen) Co., Ltd.
F101, 201 and 301, Building 1, Block 2, Tantou Industrial Park, Tantou Community, Songgang Street, Bao'an District, Shenzhen, China

5.2.2 Test Graph

802.11b_LCH_2412MHz_Ant1 (SISO)_NTNV

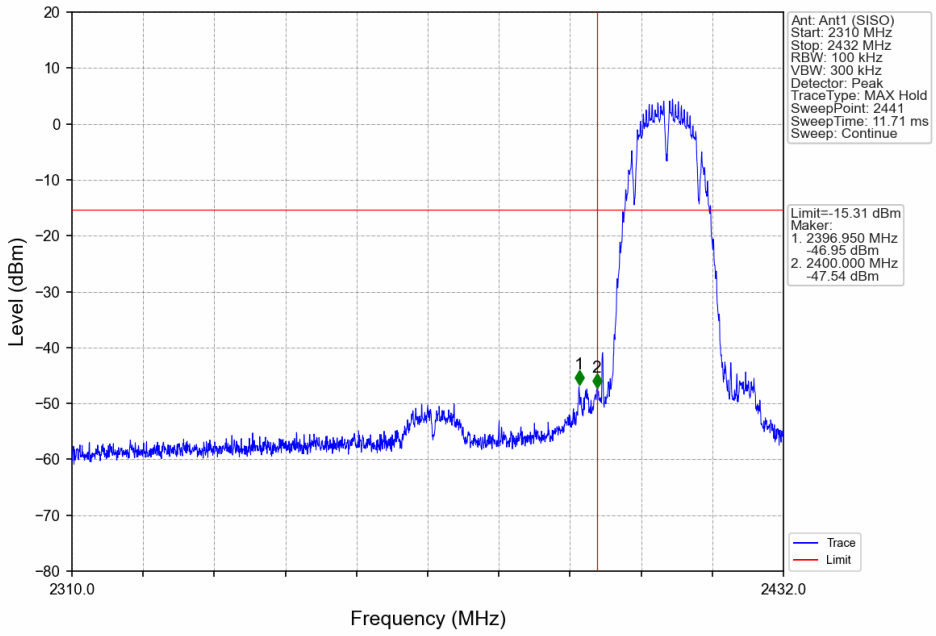

802.11b_LCH_2412MHz_Ant1 (SISO)_NTNV

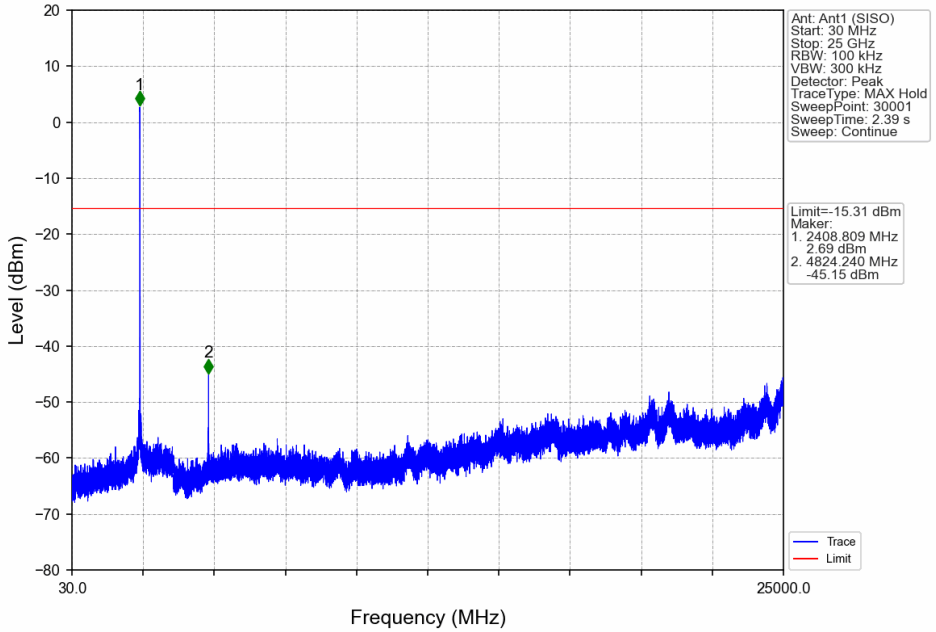

Total or partial reproduction of this document without permission of the Laboratory is not allowed.
BTF Testing Lab (Shenzhen) Co., Ltd.
F101, 201 and 301, Building 1, Block 2, Tantou Industrial Park, Tantou Community, Songgang Street, Bao'an District, Shenzhen, China

802.11b_MCH_2437MHz_Ant1 (SISO)_NTNV

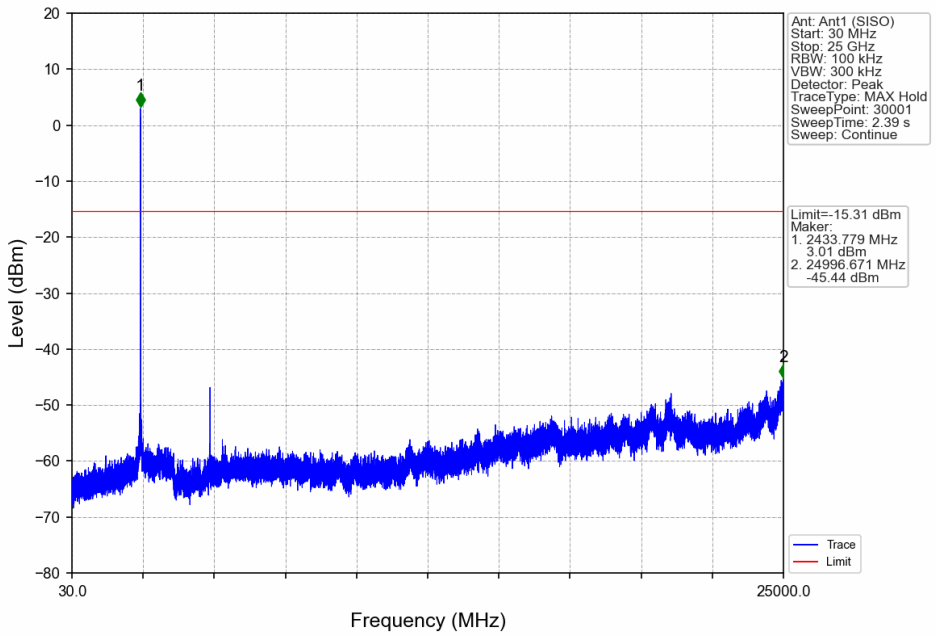

802.11b_HCH_2462MHz_Ant1 (SISO)_NTNV

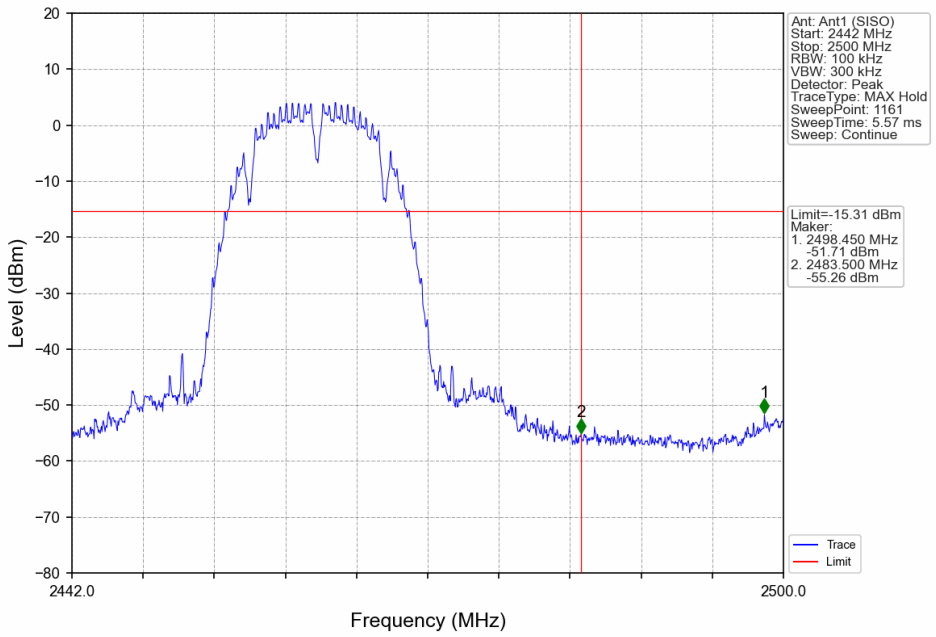

Total or partial reproduction of this document without permission of the Laboratory is not allowed.

BTF Testing Lab (Shenzhen) Co., Ltd.
F101, 201 and 301, Building 1, Block 2, Tantou Industrial Park, Tantou Community, Songgang Street, Bao'an District, Shenzhen, China

802.11b_HCH_2462MHz_Ant1 (SISO)_NTNV

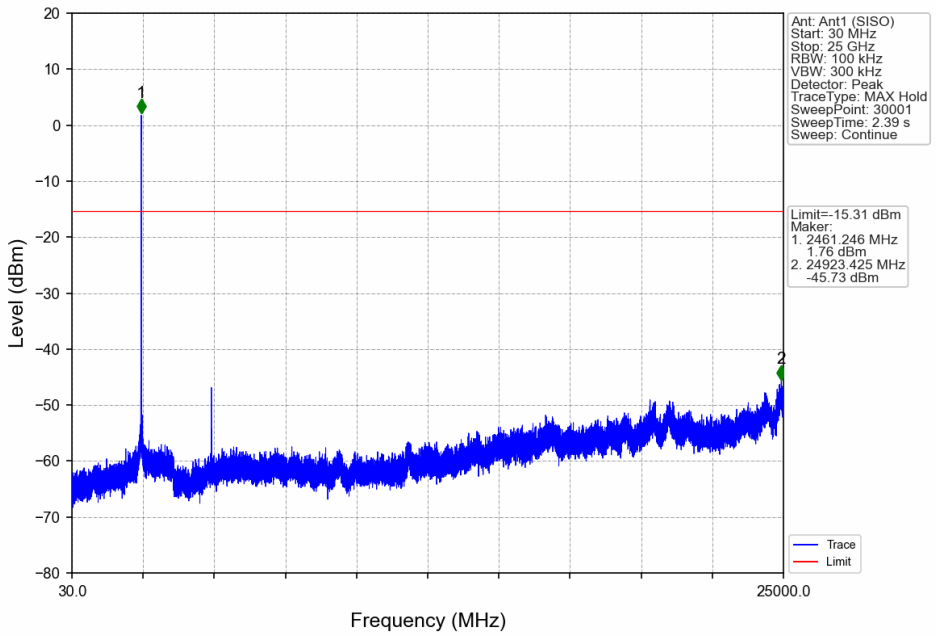

802.11g_LCH_2412MHz_Ant1 (SISO)_NTNV

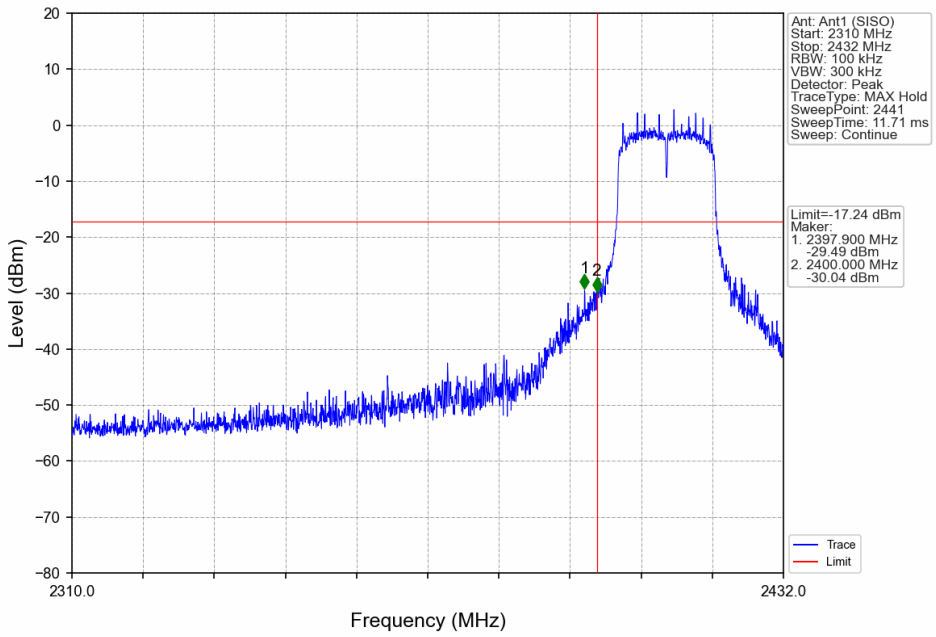

Total or partial reproduction of this document without permission of the Laboratory is not allowed.

BTF Testing Lab (Shenzhen) Co., Ltd.
F101, 201 and 301, Building 1, Block 2, Tantou Industrial Park, Tantou Community, Songgang Street, Bao'an District, Shenzhen, China

802.11g_LCH_2412MHz_Ant1 (SISO)_NTNV

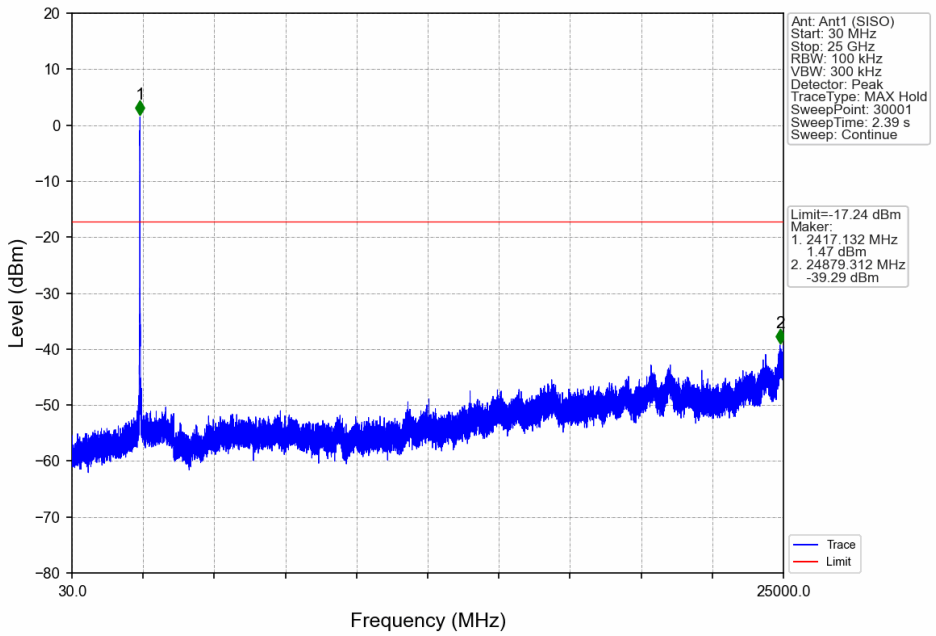

802.11g_MCH_2437MHz_Ant1 (SISO)_NTNV

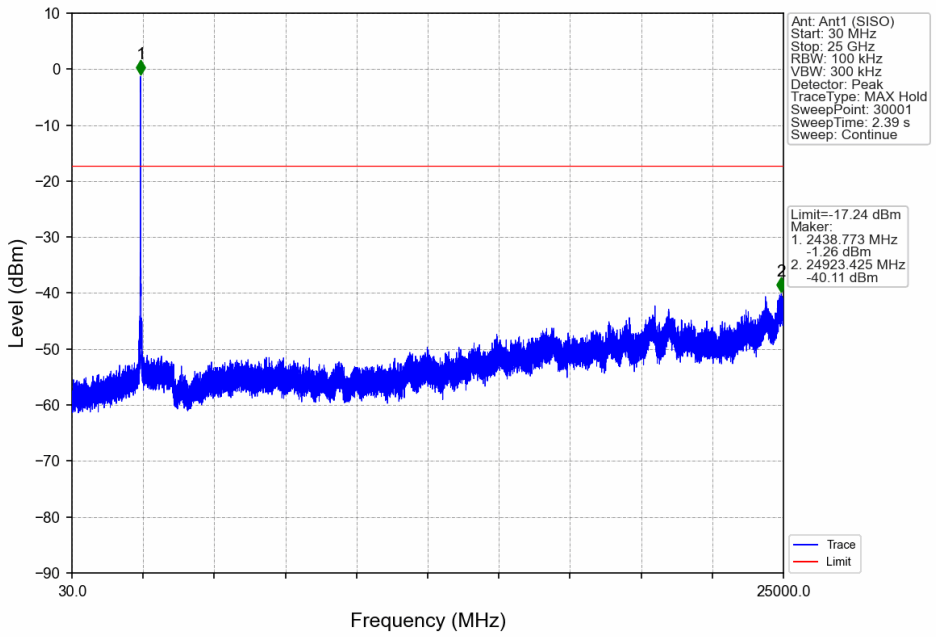

Total or partial reproduction of this document without permission of the Laboratory is not allowed.

BTF Testing Lab (Shenzhen) Co., Ltd.
F101, 201 and 301, Building 1, Block 2, Tantou Industrial Park, Tantou Community, Songgang Street, Bao'an District, Shenzhen, China

802.11g_HCH_2462MHz_Ant1 (SISO)_NTNV

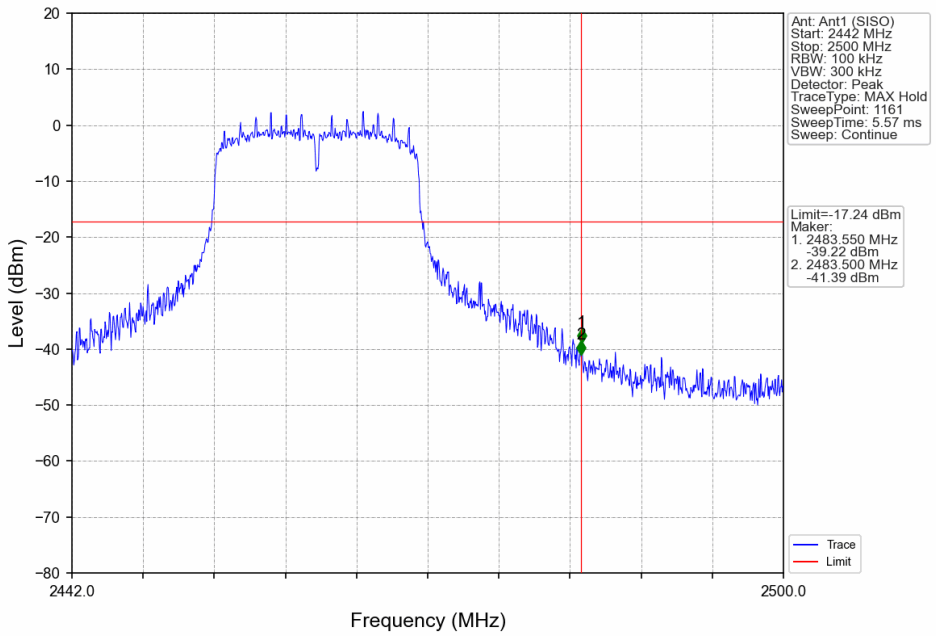

802.11g_HCH_2462MHz_Ant1 (SISO)_NTNV

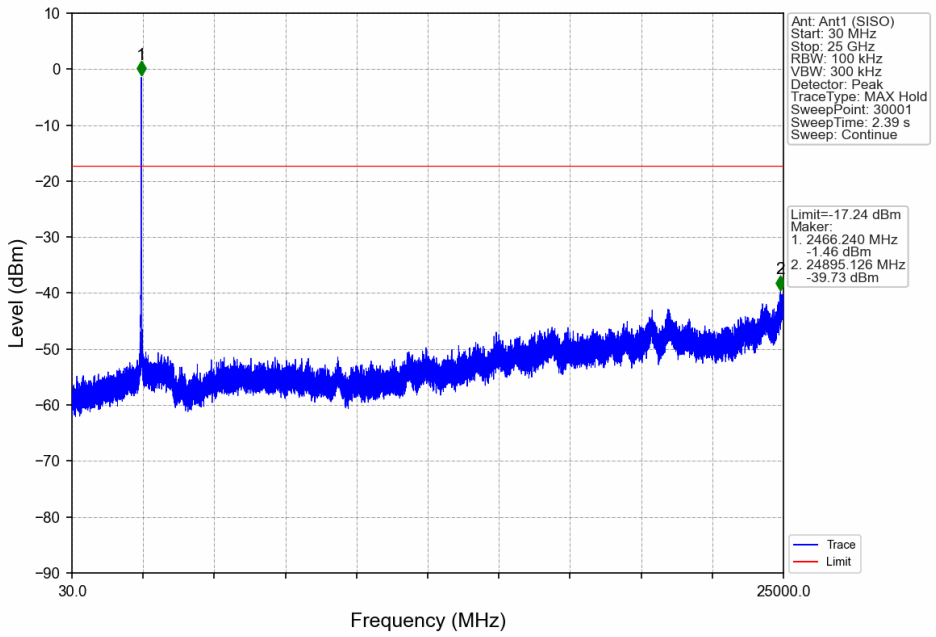

Total or partial reproduction of this document without permission of the Laboratory is not allowed.

BTF Testing Lab (Shenzhen) Co., Ltd.
F101, 201 and 301, Building 1, Block 2, Tantou Industrial Park, Tantou Community, Songgang Street, Bao'an District, Shenzhen, China

802.11n(HT20)_LCH_2412MHz_Ant1 (SISO)_NTNV

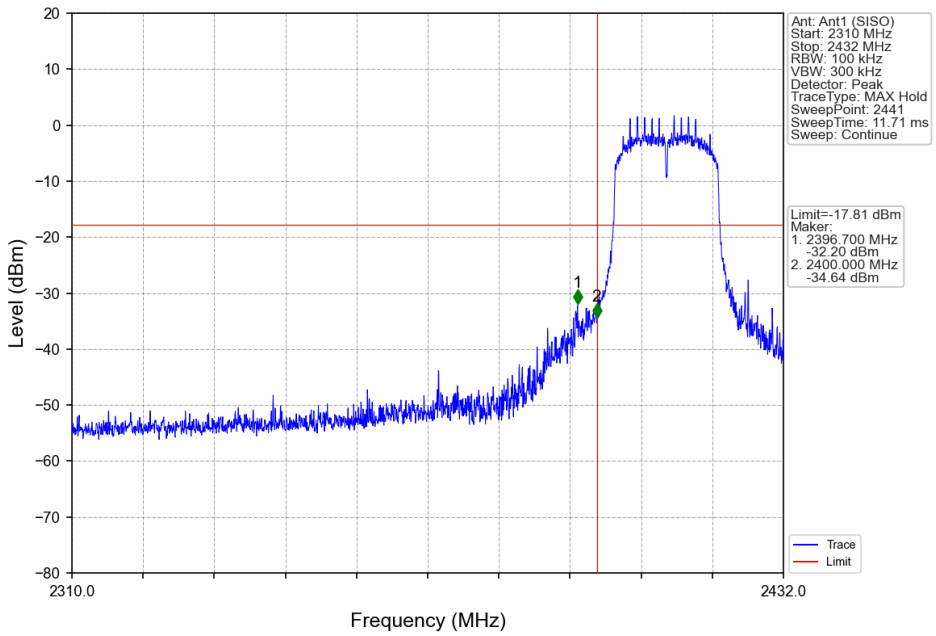

802.11n(HT20)_LCH_2412MHz_Ant1 (SISO)_NTNV

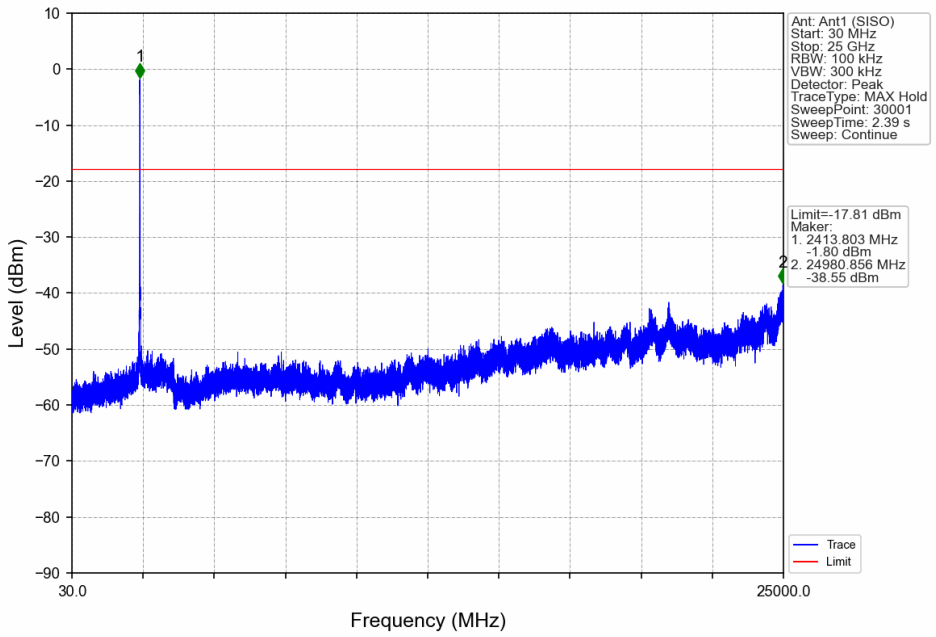

Total or partial reproduction of this document without permission of the Laboratory is not allowed.
BTF Testing Lab (Shenzhen) Co., Ltd.
F101, 201 and 301, Building 1, Block 2, Tantou Industrial Park, Tantou Community, Songgang Street, Bao'an District, Shenzhen, China

802.11n(HT20)_MCH_2437MHz_Ant1 (SISO)_NTNV

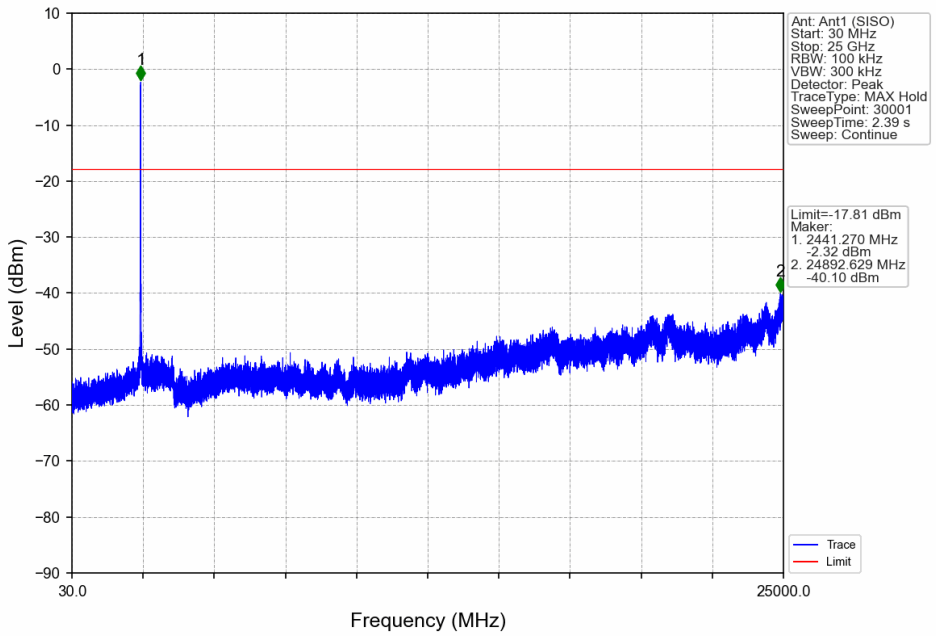

802.11n(HT20)_HCH_2462MHz_Ant1 (SISO)_NTNV

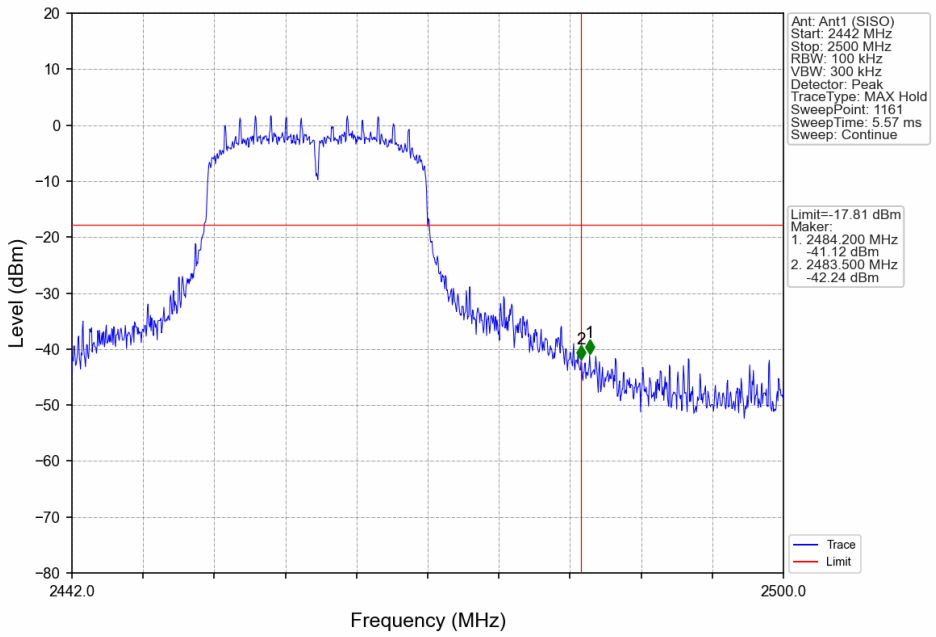

Total or partial reproduction of this document without permission of the Laboratory is not allowed.

BTF Testing Lab (Shenzhen) Co., Ltd.
F101, 201 and 301, Building 1, Block 2, Tantou Industrial Park, Tantou Community, Songgang Street, Bao'an District, Shenzhen, China

802.11n(HT20)_HCH_2462MHz_Ant1 (SISO)_NTNV

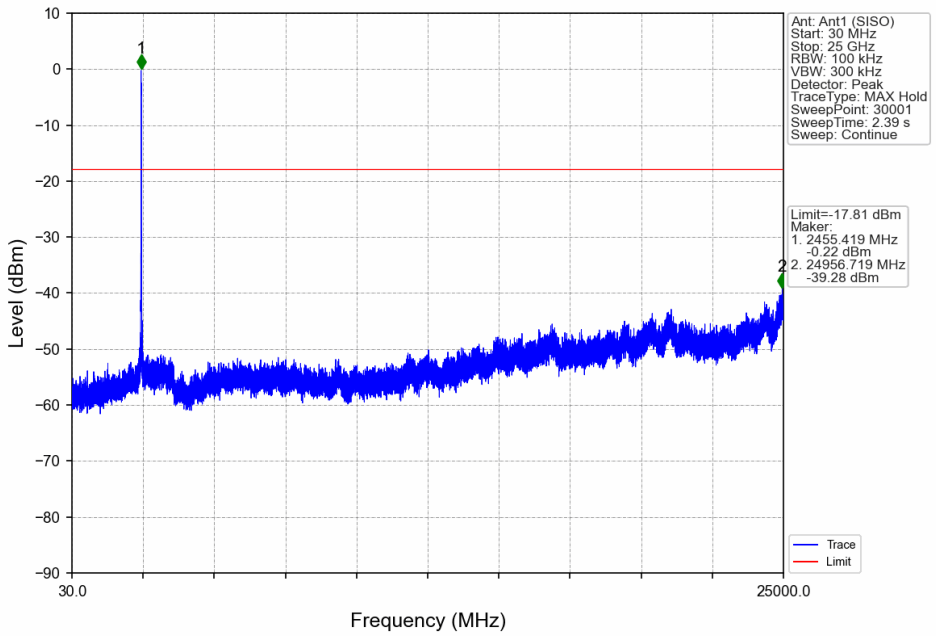

Total or partial reproduction of this document without permission of the Laboratory is not allowed.
BTF Testing Lab (Shenzhen) Co., Ltd.
F101, 201 and 301, Building 1, Block 2, Tantou Industrial Park, Tantou Community, Songgang Street, Bao'an District, Shenzhen, China

6. Form731

6.1 Form731

6.1.1 Test Result

Lower Freq (MHz)	High Freq (MHz)	MAX Power (W)	MAX Power (dBm)
2412	2462	0.1194	20.77

BTF Testing Lab (Shenzhen) Co., Ltd.

F101, 201 and 301, Building 1, Block 2, Tantou Industrial Park, Tantou Community, Songgang Street, Bao'an District, Shenzhen, China

www.btf-lab.com

-- END OF REPORT --

Total or partial reproduction of this document without permission of the Laboratory is not allowed.