RF Test Report

For

Applicant Name:	**Shenzhen Nanyang Network Technology Co., Ltd.**
Address:	A308, Jinbolong Industrial Factory, Huayun Road, Longhua Street, Longhua District, Shenzhen, China
EUT Name:	Repeater
Brand Name:	VN/A
Model Number:	XY-300MZJ1

Issued By

Company Name:	**BTF Testing Lab (Shenzhen) Co., Ltd.**
Address:	F101, 201 and 301, Building 1, Block 2, Tantou Industrial Park, Tantou Community, Songgang Street, Bao'an District, Shenzhen, China
Report Number:	BTF231115R00101
Test Standards:	47 CFR Part 15.247
Test Conclusion:	Pass
FCC ID:	2BD24XY-300MZJ1
Test Date:	2023-11-16 to 2023-12-11
Date of Issue:	2023-12-13
Prepared By:	Chris Liu / Project Engineer
Date:	2023-12-13
Approved By:	Ryan.CJ / EMC Manager
Date:	2023-12-13

Note: All the test results in this report only related to the testing samples. Which can be duplicated completely for the legal use with approval of applicant; it shall not be reproduced except in full without the written approval of BTF Testing Lab (Shenzhen) Co., Ltd., All the objections should be raised within thirty days from the date of issue. To validate the report, you can contact us.

Total or partial reproduction of this document without permission of the Laboratory is not allowed.

BTF Testing Lab (Shenzhen) Co., Ltd.
F101, 201 and 301, Building 1, Block 2, Tantou Industrial Park, Tantou Community, Songgang Street, Bao'an District, Shenzhen, China

Revision History		
Version	Issue Date	Revisions Content
R_V0	2023-12-13	Original
Note: Once the revision has been made, then previous versions reports are invalid.		

Total or partial reproduction of this document without permission of the Laboratory is not allowed.

BTF Testing Lab (Shenzhen) Co., Ltd.
F101, 201 and 301, Building 1, Block 2, Tantou Industrial Park, Tantou Community, Songgang Street, Bao'an District, Shenzhen, China

Table of Contents

1 INTRODUCTION 5
1.1 Identification of Testing Laboratory 5
1.2 Identification of the Responsible Testing Location 5
1.3 Announcement 5
2 PRODUCT INFORMATION 6
2.1 Application Information 6
2.2 Manufacturer Information 6
2.3 Factory Information 6
2.4 General Description of Equipment under Test (EUT) 6
2.5 Technical Information 6
3 SUMMARY OF TEST RESULTS 7
3.1 Test Standards 7
3.2 Uncertainty of Test 7
3.3 Summary of Test Result 7
4 TEST CONFIGURATION 8
4.1 Test Equipment List 8
4.2 Test Auxiliary Equipment 10
4.3 Test Modes 10
5 EVALUATION RESULTS (EVALUATION) 11
5.1 Antenna requirement 11
5.1.1 Conclusion: 11
6 RADIO SPECTRUM MATTER TEST RESULTS (RF) 12
6.1 Conducted Emission at AC power line 12
6.1.1 E.U.T. Operation: 12
6.1.2 Test Setup Diagram: 12
6.1.3 Test Data: 13
6.2 Occupied Bandwidth 15
6.2.1 E.U.T. Operation: 15
6.2.2 Test Setup Diagram: 15
6.2.3 Test Data: 16
6.3 Maximum Conducted Output Power 17
6.3.1 E.U.T. Operation: 17
6.3.2 Test Setup Diagram: 17
6.3.3 Test Data: 17
6.4 Power Spectral Density 18
6.4.1 E.U.T. Operation: 18
6.4.2 Test Setup Diagram: 18
6.4.3 Test Data: 18
6.5 Emissions in non-restricted frequency bands 19
6.5.1 E.U.T. Operation: 19
6.5.2 Test Setup Diagram: 19
6.5.3 Test Data: 19
6.6 Band edge emissions (Radiated) 20
6.6.1 E.U.T. Operation: 20
6.6.2 Test Setup Diagram: 20
6.6.3 Test Data: 21
6.7 Emissions in frequency bands (below 1GHz) 25
6.7.1 E.U.T. Operation: 25
6.7.2 Test Setup Diagram: 25

Total or partial reproduction of this document without permission of the Laboratory is not allowed.

BTF Testing Lab (Shenzhen) Co., Ltd.
F101, 201 and 301, Building 1, Block 2, Tantou Industrial Park, Tantou Community, Songgang Street, Bao'an District, Shenzhen, China

6.7.3 Test Data: 26
6.8 Emissions in frequency bands (above 1GHz) 28
6.8.1 E.U.T. Operation: 28
6.8.2 Test Setup Diagram: 28
6.8.3 Test Data: 29
7 TEST SETUP PHOTOS 37
8 EUT CONSTRUCTIONAL DETAILS (EUT PHOTOS) 39
APPENDIX 45

Total or partial reproduction of this document without permission of the Laboratory is not allowed.

BTF Testing Lab (Shenzhen) Co., Ltd.
F101, 201 and 301, Building 1, Block 2, Tantou Industrial Park, Tantou Community, Songgang Street, Bao'an District, Shenzhen, China

1 Introduction

1.1 Identification of Testing Laboratory

Company Name:	BTF Testing Lab (Shenzhen) Co., Ltd.
Address:	F101, 201 and 301, Building 1, Block 2, Tantou Industrial Park, Tantou Community, Songgang Street, Bao'an District, Shenzhen, China
Phone Number:	+86-0755-23146130
Fax Number:	+86-0755-23146130

1.2 Identification of the Responsible Testing Location

Company Name:	BTF Testing Lab (Shenzhen) Co., Ltd.
Address:	F101, 201 and 301, Building 1, Block 2, Tantou Industrial Park, Tantou Community, Songgang Street, Bao'an District, Shenzhen, China
Phone Number:	+86-0755-23146130
Fax Number:	+86-0755-23146130
FCC Registration Number:	518915
Designation Number:	CN1330

1.3 Announcement

(1) The test report reference to the report template version v0.
(2) The test report is invalid if not marked with the signatures of the persons responsible for preparing, reviewing and approving the test report.
(3) The test report is invalid if there is any evidence and/or falsification.
(4) This document may not be altered or revised in any way unless done so by BTF and all revisions are duly noted in the revisions section.
(5) Content of the test report, in part or in full, cannot be used for publicity and/or promotional purposes without prior written approval from the laboratory.
(6) The laboratory is only responsible for the data released by the laboratory, except for the part provided by the applicant.

Total or partial reproduction of this document without permission of the Laboratory is not allowed.

BTF Testing Lab (Shenzhen) Co., Ltd.
F101, 201 and 301, Building 1, Block 2, Tantou Industrial Park, Tantou Community, Songgang Street, Bao'an District, Shenzhen, China

2 Product Information

2.1 Application Information

Company Name:	Shenzhen Nanyang Network Technology Co., Ltd.
Address:	A308, Jinbolong Industrial Factory, Huayun Road, Longhua Street, Longhua District, Shenzhen, China

2.2 Manufacturer Information

Company Name:	Shenzhen Nanyang Network Technology Co., Ltd.
Address:	A308, Jinbolong Industrial Factory, Huayun Road, Longhua Street, Longhua District, Shenzhen, China

2.3 Factory Information

Company Name:	Shenzhen Nanyang Network Technology Co., Ltd.
Address:	A308, Jinbolong Industrial Factory, Huayun Road, Longhua Street, Longhua District, Shenzhen, China

2.4 General Description of Equipment under Test (EUT)

EUT Name:	Repeater
Test Model Number:	XY-300MZJ1
Hardware Version:	V1.3
Software Version:	V2.0

2.5 Technical Information

Power Supply:	100-240V 50/60Hz,10W
Operation Frequency:	802.11b/g/n(HT20): 2412MHz to 2462MHz; 802.11n(HT40): 2422MHz to 2452MHz
Number of Channels:	802.11b/g/n(HT20): 11 Channels; 802.11n(HT40): 7 Channels
Modulation Type:	802.11b: DSSS(CCK, DQPSK, DBPSK); 802.11g: OFDM(BPSK, QPSK, 16QAM, 64QAM); 802.11n(HT20 and HT40): OFDM (BPSK, QPSK, 16QAM, 64QAM)
Antenna Type:	PCB ANT*4
Antenna Gain#:	1.48dBi
Note: #: The antenna gain provided by the applicant, and the laboratory will not be responsible for the accumulated calculation results which covers the information provided by the applicant.	

Total or partial reproduction of this document without permission of the Laboratory is not allowed.

BTF Testing Lab (Shenzhen) Co., Ltd.
F101, 201 and 301, Building 1, Block 2, Tantou Industrial Park, Tantou Community, Songgang Street, Bao'an District, Shenzhen, China

3 Summary of Test Results

3.1 Test Standards

The tests were performed according to following standards:
47 CFR Part 15.247: Operation within the bands 902-928 MHz, 2400-2483.5 MHz, and 5725-5850 MHz

3.2 Uncertainty of Test

Item	Measurement Uncertainty
Conducted Emission (150 kHz-30 MHz)	±2.64dB
Occupied Bandwidth	±69kHz
Transmitter Power, Conducted	±0.87dB
Power Spectral Density	±0.69dB
Conducted Spurious Emissions	±0.95dB
Radiated Spurious Emissions (above 1GHz)	1-6GHz: ±3.94dB 6-18GHz: ±4.16dB
Radiated Spurious Emissions (30M - 1GHz)	±4.12dB
The following measurement uncertainty levels have been estimated for tests performed on the EUT as specified in CISPR 16-4-2. This uncertainty represents an expanded uncertainty expressed at approximately the 95% confidence level using a coverage factor of k=2.	

3.3 Summary of Test Result

Item	Standard	Requirement	Result
Antenna requirement	47 CFR Part 15.247	47 CFR 15.203	Pass
Conducted Emission at AC power line	47 CFR Part 15.247	47 CFR 15.207(a)	Pass
Occupied Bandwidth	47 CFR Part 15.247	47 CFR 15.247(a)(2)	Pass
Maximum Conducted Output Power	47 CFR Part 15.247	47 CFR 15.247(b)(3)	Pass
Power Spectral Density	47 CFR Part 15.247	47 CFR 15.247(e)	Pass
Emissions in non-restricted frequency bands	47 CFR Part 15.247	47 CFR 15.247(d), 15.209, 15.205	Pass
Band edge emissions (Radiated)	47 CFR Part 15.247	47 CFR 15.247(d), 15.209, 15.205	Pass
Emissions in frequency bands (below 1GHz)	47 CFR Part 15.247	47 CFR 15.247(d), 15.209, 15.205	Pass
Emissions in frequency bands (above 1GHz)	47 CFR Part 15.247	47 CFR 15.247(d), 15.209, 15.205	Pass

Total or partial reproduction of this document without permission of the Laboratory is not allowed.

BTF Testing Lab (Shenzhen) Co., Ltd.
F101, 201 and 301, Building 1, Block 2, Tantou Industrial Park, Tantou Community, Songgang Street, Bao'an District, Shenzhen, China

4 Test Configuration

4.1 Test Equipment List

Conducted Emission at AC power line					
Equipment	**Manufacturer**	**Model No**	**Inventory No**	**Cal Date**	**Cal Due Date**
Pulse Limiter	SCHWARZBECK	VTSD 9561-F	00953	2023-11-16	2024-11-15
Coaxial Switcher	SCHWARZBECK	CX210	CX210	2023-11-16	2024-11-15
V-LISN	SCHWARZBECK	NSLK 8127	01073	2023-11-16	2024-11-15
LISN	AFJ	LS16/110VAC	16010020076	2023-02-23	2024-02-22
EMI Receiver	ROHDE&SCHWARZ	ESCI3	101422	2023-11-16	2024-11-15

Occupied Bandwidth Maximum Conducted Output Power Power Spectral Density Emissions in non-restricted frequency bands					
Equipment	**Manufacturer**	**Model No**	**Inventory No**	**Cal Date**	**Cal Due Date**
RFTest software	/	V1.00	/	/	/
RF Control Unit	Techy	TR1029-1	/	2023-11-16	2024-11-15
RF Sensor Unit	Techy	TR1029-2	/	2023-11-16	2024-11-15
Programmable constant temperature and humidity box	ZZCKONG	ZZ-K02A	20210928007	2023-11-16	2024-11-15
Adjustable Direct Current Regulated Power Supply	Dongguan Tongmen Electronic Technology Co., LTD	etm-6050c	20211026123	2023-11-16	2024-11-15
WIDEBAND RADIO COMMNUNICATION TESTER	Rohde & Schwarz	CMW500	161997	2023-11-16	2024-11-15
MXA Signal Analyzer	KEYSIGHT	N9020A	MY50410020	2023-11-16	2024-11-15

Total or partial reproduction of this document without permission of the Laboratory is not allowed.

BTF Testing Lab (Shenzhen) Co., Ltd.
F101, 201 and 301, Building 1, Block 2, Tantou Industrial Park, Tantou Community, Songgang Street, Bao'an District, Shenzhen, China

Band edge emissions (Radiated) Emissions in frequency bands (below 1GHz) Emissions in frequency bands (above 1GHz)					
Equipment	**Manufacturer**	**Model No**	**Inventory No**	**Cal Date**	**Cal Due Date**
Coaxial cable Multiflex 141	Schwarzbeck	N/SMA 0.5m	517386	2023-03-24	2024-03-23
Preamplifier	SCHWARZBECK	BBV9744	00246	2023-11-16	2024-11-15
RE Cable	REBES Talent	UF1-SMASMAM-10m	21101566	2023-11-16	2024-11-15
RE Cable	REBES Talent	UF2-NMNM-10m	21101570	2023-11-16	2024-11-15
RE Cable	REBES Talent	UF1-SMASMAM-1m	21101568	2023-11-16	2024-11-15
RE Cable	REBES Talent	UF2-NMNM-1m	21101576	2023-11-16	2024-11-15
RE Cable	REBES Talent	UF2-NMNM-2.5m	21101573	2023-11-16	2024-11-15
POSITIONAL CONTROLLER	SKET	PCI-GPIB	/	/	/
Horn Antenna	SCHWARZBECK	BBHA9170	01157	2023-11-16	2024-11-15
EMI TEST RECEIVER	ROHDE&SCHWARZ	ESCI7	101032	2023-11-16	2024-11-15
SIGNAL ANALYZER	ROHDE&SCHWARZ	FSQ40	100010	2023-11-16	2024-11-15
POSITIONAL CONTROLLER	SKET	PCI-GPIB	/	/	/
Broadband Preamplilifier	SCHWARZBECK	BBV9718D	00008	2023-03-24	2024-03-23
Horn Antenna	SCHWARZBECK	BBHA9120D	2597	2022-05-22	2024-05-21
EZ_EMC	Frad	FA-03A2 RE+	/	/	/
POSITIONAL CONTROLLER	SKET	PCI-GPIB	/	/	/
Log periodic antenna	SCHWARZBECK	VULB 9168	01328	2023-11-16	2024-11-15

Total or partial reproduction of this document without permission of the Laboratory is not allowed.

BTF Testing Lab (Shenzhen) Co., Ltd.
F101, 201 and 301, Building 1, Block 2, Tantou Industrial Park, Tantou Community, Songgang Street, Bao'an District, Shenzhen, China

4.2 Test Auxiliary Equipment

The EUT was tested as an independent device.

4.3 Test Modes

No.	Test Modes	Description
TM1	802.11b mode	Keep the EUT in 802.11b transmitting mode.
TM2	802.11g mode	Keep the EUT in 802.11g transmitting mode.
TM3	802.11n(HT20) mode	Keep the EUT in 802.11n(HT20) transmitting mode.
TM4	802.11n(HT40) mode	Keep the EUT in 802.11n(HT40) transmitting mode.

Total or partial reproduction of this document without permission of the Laboratory is not allowed.

BTF Testing Lab (Shenzhen) Co., Ltd.
F101, 201 and 301, Building 1, Block 2, Tantou Industrial Park, Tantou Community, Songgang Street, Bao'an District, Shenzhen, China

5 Evaluation Results (Evaluation)

5.1 Antenna requirement

Test Requirement:	Refer to 47 CFR Part 15.203, an intentional radiator shall be designed to ensure that no antenna other than that furnished by the responsible party shall be used with the device. The use of a permanently attached antenna or of an antenna that uses a unique coupling to the intentional radiator shall be considered sufficient to comply with the provisions of this section.

5.1.1 Conclusion:



6 Radio Spectrum Matter Test Results (RF)

6.1 Conducted Emission at AC power line

Test Requirement:	Refer to 47 CFR 15.207(a), Except as shown in paragraphs (b)and (c)of this section, for an intentional radiator that is designed to be connected to the public utility (AC) power line, the radio frequency voltage that is conducted back onto the AC power line on any frequency or frequencies, within the band 150 kHz to 30 MHz, shall not exceed the limits in the following table, as measured using a 50 μH/50 ohms line impedance stabilization network (LISN).
Test Method:	ANSI C63.10-2013 section 6.2 ANSI C63.10-2020 section 6.2
Test Limit:	Frequency of emission (MHz) / Conducted limit (dBμV): Quasi-peak / Average 0.15-0.5: 66 to 56* / 56 to 46* 0.5-5: 56 / 46 5-30: 60 / 50 *Decreases with the logarithm of the frequency.
Procedure:	Refer to ANSI C63.10-2013 section 6.2, standard test method for ac power-line conducted emissions from unlicensed wireless devices Refer to ANSI C63.10-2020 section 6.2, standard test method for ac power-line conducted emissions from unlicensed wireless devices

6.1.1 E.U.T. Operation:

Operating Environment:	
Temperature:	24.6 °C
Humidity:	45.4 %
Atmospheric Pressure:	1010 mbar

6.1.2 Test Setup Diagram:

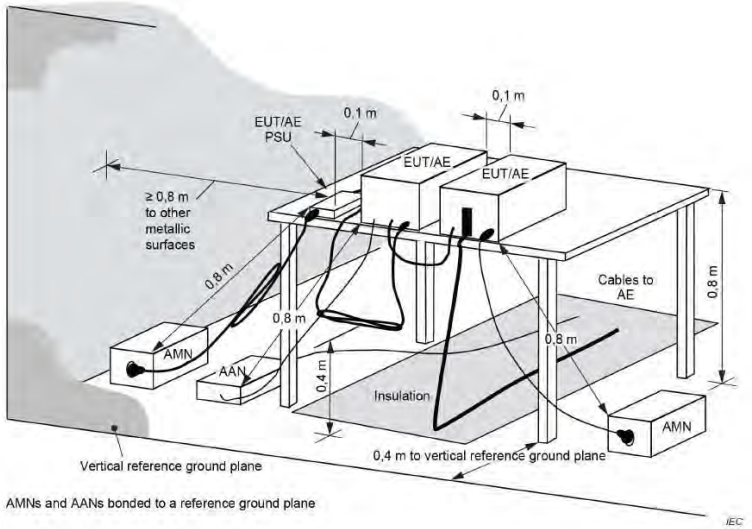

6.1.3 Test Data:

TM1 / Line: Line / Band: 2400-2483.5 MHz / BW: 20 / CH: M

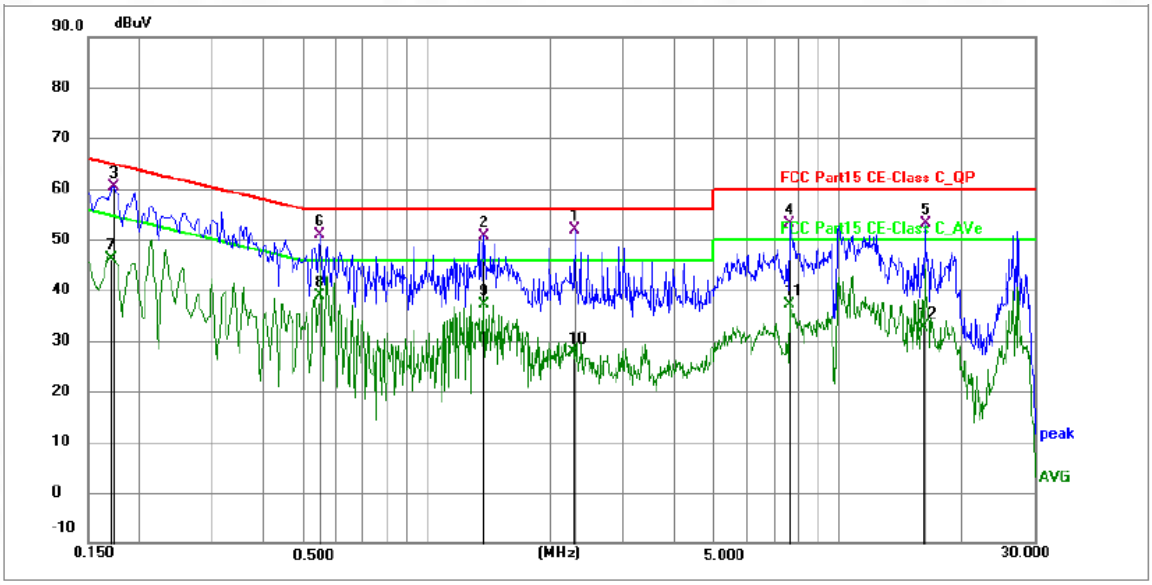

No.	Frequency (MHz)	Reading (dBuV)	Factor (dB)	Level (dBuV)	Limit (dBuV)	Margin (dB)	Detector	P/F	Remark
1 *	2.2920	41.12	10.67	51.79	56.00	-4.21	QP	P	
2	1.3740	39.95	10.66	50.61	56.00	-5.39	QP	P	
3	0.1723	49.98	10.49	60.47	64.85	-4.38	QP	P	
4	7.6425	42.44	10.80	53.24	60.00	-6.76	QP	P	
5	16.2285	42.14	10.97	53.11	60.00	-6.89	QP	P	
6	0.5460	39.73	11.22	50.95	56.00	-5.05	QP	P	
7	0.1720	35.61	10.49	46.10	54.86	-8.76	AVG	P	
8	0.5460	27.57	11.22	38.79	46.00	-7.21	AVG	P	
9	1.3740	26.57	10.66	37.23	46.00	-8.77	AVG	P	
10	2.2830	17.00	10.67	27.67	46.00	-18.33	AVG	P	
11	7.6020	26.35	10.80	37.15	50.00	-12.85	AVG	P	
12	16.1070	21.59	10.97	32.56	50.00	-17.44	AVG	P	

Total or partial reproduction of this document without permission of the Laboratory is not allowed.

BTF Testing Lab (Shenzhen) Co., Ltd.
F101, 201 and 301, Building 1, Block 2, Tantou Industrial Park, Tantou Community, Songgang Street, Bao'an District, Shenzhen, China

TM1 / Line: Neutral / Band: 2400-2483.5 MHz / BW: 20 / CH: M

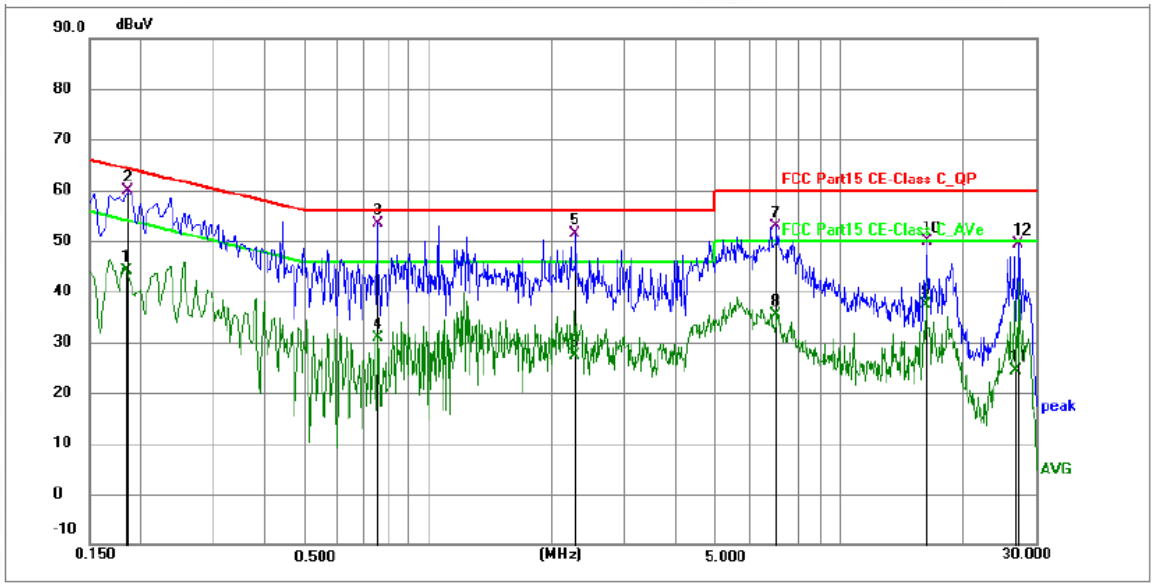

No.	Frequency (MHz)	Reading (dBuV)	Factor (dB)	Level (dBuV)	Limit (dBuV)	Margin (dB)	Detector	P/F	Remark
1	0.1844	33.54	10.53	44.07	54.29	-10.22	AVG	P	
2	0.1860	49.28	10.53	59.81	64.21	-4.40	QP	P	
3 *	0.7530	42.48	10.83	53.31	56.00	-2.69	QP	P	
4	0.7530	19.96	10.83	30.79	46.00	-15.21	AVG	P	
5	2.2830	40.67	10.67	51.34	56.00	-4.66	QP	P	
6	2.2830	16.78	10.67	27.45	46.00	-18.55	AVG	P	
7	7.0213	42.09	10.78	52.87	60.00	-7.13	QP	P	
8	7.0213	24.72	10.78	35.50	50.00	-14.50	AVG	P	
9	16.1655	26.48	10.89	37.37	50.00	-12.63	AVG	P	
10	16.2285	38.96	10.89	49.85	60.00	-10.15	QP	P	
11	26.7760	13.29	11.18	24.47	50.00	-25.53	AVG	P	
12	27.1590	38.27	11.18	49.45	60.00	-10.55	QP	P	

Total or partial reproduction of this document without permission of the Laboratory is not allowed.

BTF Testing Lab (Shenzhen) Co., Ltd.
F101, 201 and 301, Building 1, Block 2, Tantou Industrial Park, Tantou Community, Songgang Street, Bao'an District, Shenzhen, China

6.2 Occupied Bandwidth

Test Requirement:	47 CFR 15.247(a)(2)
Test Method:	ANSI C63.10-2013, section 11.8 ANSI C63.10-2020, section 11.8 KDB 558074 D01 15.247 Meas Guidance v05r02
Test Limit:	Refer to 47 CFR 15.247(a)(2), Systems using digital modulation techniques may operate in the 902-928 MHz, and 2400-2483.5 MHz bands. The minimum 6 dB bandwidth shall be at least 500 kHz.
Procedure:	a) Set RBW = 100 kHz. b) Set the VBW >= [3 × RBW]. c) Detector = peak. d) Trace mode = max hold. e) Sweep = auto couple. f) Allow the trace to stabilize. g) Measure the maximum width of the emission that is constrained by the frequencies associated with the two outermost amplitude points (upper and lower frequencies) that are attenuated by 6 dB relative to the maximum level measured in the fundamental emission. 11.8.1 Option 1 The steps for the first option are as follows: a) Set RBW = shall be in the range of 1% to 5% of the OBW but not less than 100 kHz. b) Set the VBW ≥ [3 × RBW]. c) Detector = peak. d) Trace mode = max-hold. e) Sweep = No faster than coupled (auto) time. f) Allow the trace to stabilize. g) Measure the maximum width of the emission by placing two markers, one at the lowest frequency and the other at the highest frequency of the envelope of the spectral display, such that each marker is at or slightly below the “−6 dB down amplitude”. If a marker is below this “−6 dB down amplitude” value, then it shall be as close as possible to this value. 11.8.2 Option 2 The automatic bandwidth measurement capability of an instrument may be employed using the X dB bandwidth mode with X set to 6 dB, if the functionality described in 11.8.1 (i.e., RBW = 100 kHz, VBW ≥ 3 × RBW, and peak detector with maximum hold) is implemented by the instrumentation function. When using this capability, care shall be taken so that the bandwidth measurement is not influenced by any intermediate power nulls in the fundamental emission that might be ≥ 6 dB.

6.2.1 E.U.T. Operation:

Operating Environment:	
Temperature:	24.6 °C
Humidity:	45.4 %
Atmospheric Pressure:	1010 mbar

6.2.2 Test Setup Diagram:

Total or partial reproduction of this document without permission of the Laboratory is not allowed.

BTF Testing Lab (Shenzhen) Co., Ltd.
F101, 201 and 301, Building 1, Block 2, Tantou Industrial Park, Tantou Community, Songgang Street, Bao'an District, Shenzhen, China

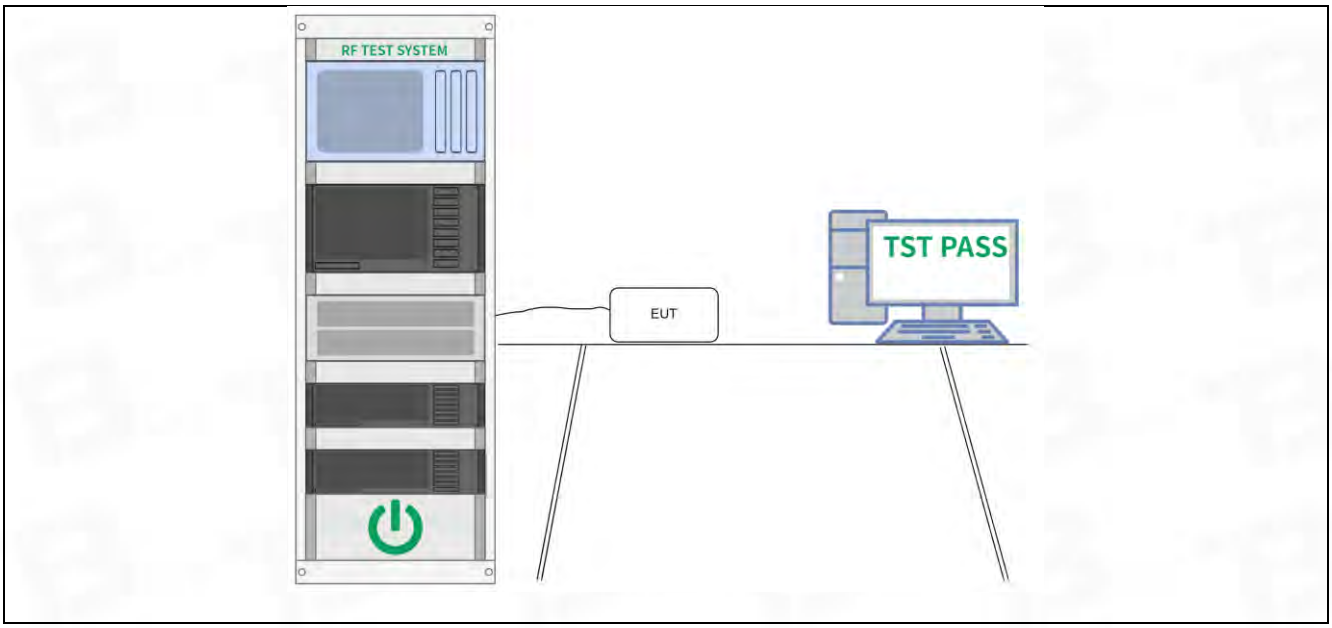

6.2.3 Test Data:

Please Refer to Appendix for Details.

Total or partial reproduction of this document without permission of the Laboratory is not allowed.

BTF Testing Lab (Shenzhen) Co., Ltd.
F101, 201 and 301, Building 1, Block 2, Tantou Industrial Park, Tantou Community, Songgang Street, Bao'an District, Shenzhen, China

6.3 Maximum Conducted Output Power

Test Requirement:	47 CFR 15.247(b)(3)
Test Method:	ANSI C63.10-2013, section 11.9.1 ANSI C63.10-2020 section 11.9.1 KDB 558074 D01 15.247 Meas Guidance v05r02
Test Limit:	Refer to 47 CFR 15.247(b)(3), For systems using digital modulation in the 902-928 MHz, 2400-2483.5 MHz, and 5725-5850 MHz bands: 1 Watt. As an alternative to a peak power measurement, compliance with the one Watt limit can be based on a measurement of the maximum conducted output power. Maximum Conducted Output Power is defined as the total transmit power delivered to all antennas and antenna elements averaged across all symbols in the signaling alphabet when the transmitter is operating at its maximum power control level. Power must be summed across all antennas and antenna elements. The average must not include any time intervals during which the transmitter is off or is transmitting at a reduced power level. If multiple modes of operation are possible (e.g., alternative modulation methods), the maximum conducted output power is the highest total transmit power occurring in any mode.
Procedure:	ANSI C63.10-2013, section 11.9.1 Maximum peak conducted output power ANSI C63.10-2020, section 11.9.1 Maximum peak conducted output power

6.3.1 E.U.T. Operation:

Operating Environment:	
Temperature:	24.6 °C
Humidity:	45.4 %
Atmospheric Pressure:	1010 mbar

6.3.2 Test Setup Diagram:

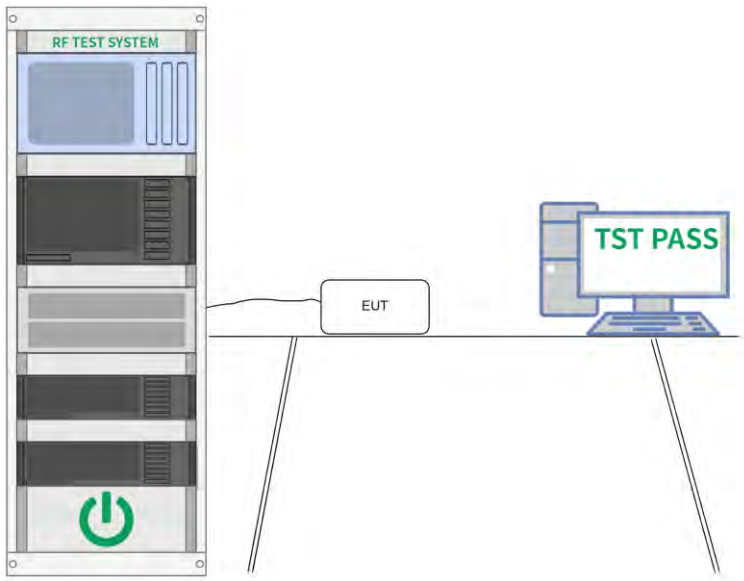

6.3.3 Test Data:

Please Refer to Appendix for Details.

Total or partial reproduction of this document without permission of the Laboratory is not allowed.

BTF Testing Lab (Shenzhen) Co., Ltd.
F101, 201 and 301, Building 1, Block 2, Tantou Industrial Park, Tantou Community, Songgang Street, Bao'an District, Shenzhen, China

6.4 Power Spectral Density

Test Requirement:	47 CFR 15.247(e)
Test Method:	ANSI C63.10-2013, section 11.10 ANSI C63.10-2020, section 11.10 KDB 558074 D01 15.247 Meas Guidance v05r02
Test Limit:	Refer to 47 CFR 15.247(e), For digitally modulated systems, the power spectral density conducted from the intentional radiator to the antenna shall not be greater than 8 dBm in any 3 kHz band during any time interval of continuous transmission. This power spectral density shall be determined in accordance with the provisions of paragraph (b) of this section. The same method of determining the conducted output power shall be used to determine the power spectral density.
Procedure:	ANSI C63.10-2013, section 11.10, Maximum power spectral density level in the fundamental emission ANSI C63.10-2020, section 11.10, Maximum power spectral density level in the fundamental emission

6.4.1 E.U.T. Operation:

Operating Environment:	
Temperature:	24.6 °C
Humidity:	45.4 %
Atmospheric Pressure:	1010 mbar

6.4.2 Test Setup Diagram:

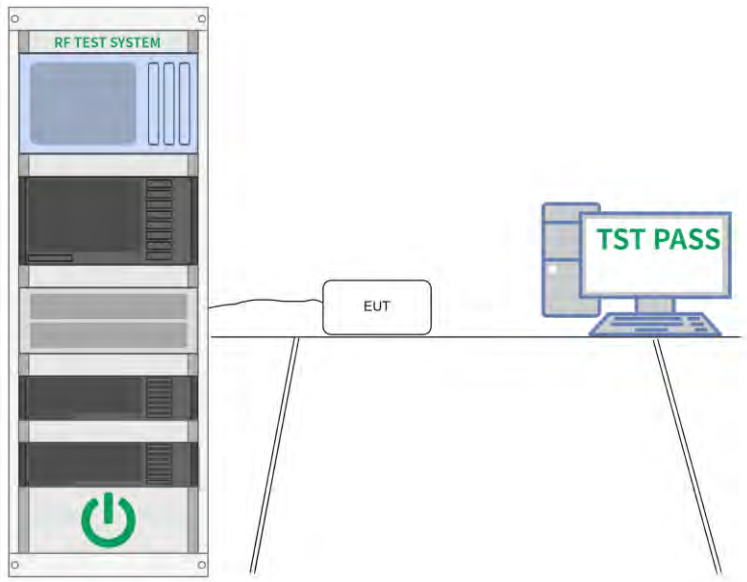

6.4.3 Test Data:

Please Refer to Appendix for Details.

Total or partial reproduction of this document without permission of the Laboratory is not allowed.

BTF Testing Lab (Shenzhen) Co., Ltd.
F101, 201 and 301, Building 1, Block 2, Tantou Industrial Park, Tantou Community, Songgang Street, Bao'an District, Shenzhen, China

6.5 Emissions in non-restricted frequency bands

Test Requirement:	47 CFR 15.247(d), 15.209, 15.205
Test Method:	ANSI C63.10-2013 section 11.11 ANSI C63.10-2020 section 11.11 KDB 558074 D01 15.247 Meas Guidance v05r02
Test Limit:	Refer to 47 CFR 15.247(d), In any 100 kHz bandwidth outside the frequency band in which the spread spectrum or digitally modulated intentional radiator is operating, the radio frequency power that is produced by the intentional radiator shall be at least 20 dB below that in the 100 kHz bandwidth within the band that contains the highest level of the desired power, based on either an RF conducted or a radiated measurement, provided the transmitter demonstrates compliance with the peak conducted power limits. If the transmitter complies with the conducted power limits based on the use of RMS averaging over a time interval, as permitted under paragraph (b)(3) of this section, the attenuation required under this paragraph shall be 30 dB instead of 20 dB. Attenuation below the general limits specified in § 15.209(a) is not required.
Procedure:	ANSI C63.10-2013 Section 11.11.1, Section 11.11.2, Section 11.11.3 ANSI C63.10-2020 Section 11.11.1, Section 11.11.2, Section 11.11.3

6.5.1 E.U.T. Operation:

Operating Environment:	
Temperature:	24.6 °C
Humidity:	45.4 %
Atmospheric Pressure:	1010 mbar

6.5.2 Test Setup Diagram:

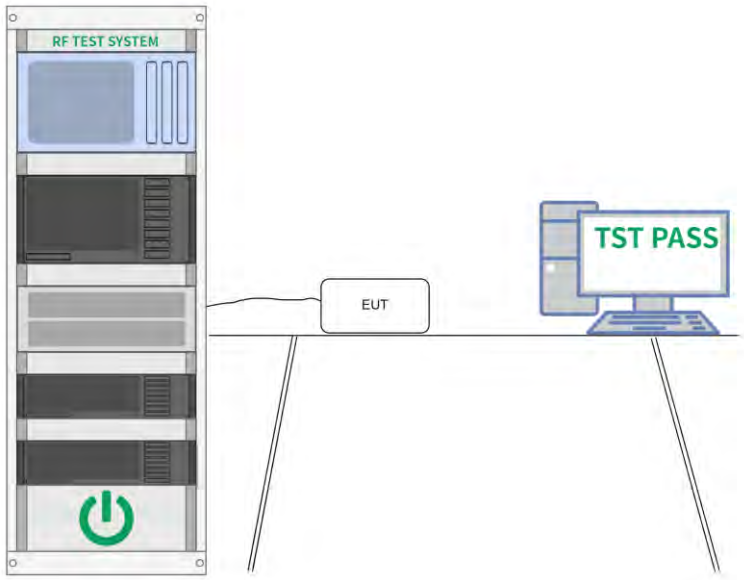

6.5.3 Test Data:

Please Refer to Appendix for Details.

Total or partial reproduction of this document without permission of the Laboratory is not allowed.

BTF Testing Lab (Shenzhen) Co., Ltd.
F101, 201 and 301, Building 1, Block 2, Tantou Industrial Park, Tantou Community, Songgang Street, Bao'an District, Shenzhen, China

6.6 Band edge emissions (Radiated)

Test Requirement:	Refer to 47 CFR 15.247(d), In addition, radiated emissions which fall in the restricted bands, as defined in § 15.205(a), must also comply with the radiated emission limits specified in § 15.209(a)(see § 15.205(c)).`
Test Method:	ANSI C63.10-2013 section 6.10 ANSI C63.10-2020 section 6.10 KDB 558074 D01 15.247 Meas Guidance v05r02
Test Limit:	

Frequency (MHz)	Field strength (microvolts/meter)	Measurement distance (meters)
0.009-0.490	2400/F(kHz)	300
0.490-1.705	24000/F(kHz)	30
1.705-30.0	30	30
30-88	100 **	3
88-216	150 **	3
216-960	200 **	3
Above 960	500	3

** Except as provided in paragraph (g), fundamental emissions from intentional radiators operating under this section shall not be located in the frequency bands 54-72 MHz, 76-88 MHz, 174-216 MHz or 470-806 MHz. However, operation within these frequency bands is permitted under other sections of this part, e.g., §§ 15.231 and 15.241.

Procedure:	ANSI C63.10-2013 section 6.10.5.2 ANSI C63.10-2020 section 6.10.5.2

6.6.1 E.U.T. Operation:

Operating Environment:	
Temperature:	24.6 °C
Humidity:	45.4 %
Atmospheric Pressure:	1010 mbar

6.6.2 Test Setup Diagram:

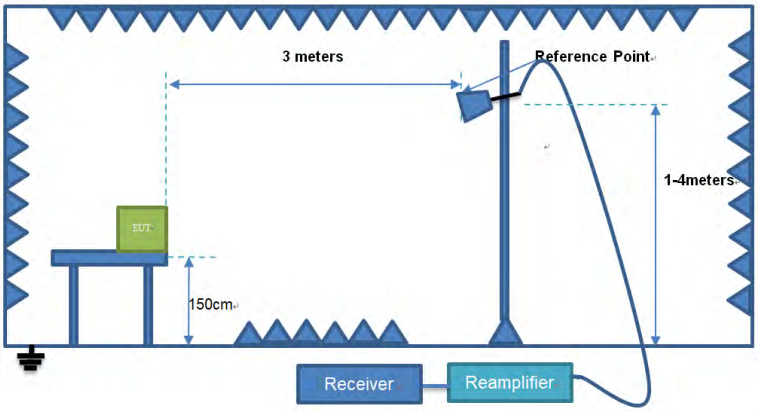

Total or partial reproduction of this document without permission of the Laboratory is not allowed.

BTF Testing Lab (Shenzhen) Co., Ltd.
F101, 201 and 301, Building 1, Block 2, Tantou Industrial Park, Tantou Community, Songgang Street, Bao'an District, Shenzhen, China

6.6.3 Test Data:

ANT1:

TM1 / Polarization: Horizontal / Band: 2400-2483.5 MHz / BW: 20 / CH: L

No.	Frequency (MHz)	Reading Level(dBuV)	Factor (dB)	Measure-ment(dBuV/m)	Limit (dBuV/m)	Margin (dB)	Detector
1	2310	60.55	3.39	63.94	74	-10.06	peak
2	2310	49.39	3.39	52.78	54	-1.22	AVG
3	2390	61.23	3.45	64.68	74	-9.32	peak
4	2390	49.79	3.45	53.24	54	-0.76	AVG
5	2400	61.68	3.46	65.14	74	-8.86	peak
6	2400	49.88	3.46	53.34	54	-0.66	AVG

TM1 / Polarization: Vertical / Band: 2400-2483.5 MHz / BW: 20 / CH: L

No.	Frequency (MHz)	Reading Level(dBuV)	Factor (dB)	Measure-ment(dBuV/m)	Limit (dBuV/m)	Margin (dB)	Detector
1	2310	60.91	3.39	64.3	74	-9.7	peak
2	2310	49.62	3.39	53.01	54	-0.99	AVG
3	2390	61.22	3.45	64.67	74	-9.33	peak
4	2390	49.99	3.45	53.44	54	-0.56	AVG
5	2400	61.28	3.46	64.74	74	-9.26	peak
6	2400	49.85	3.46	53.31	54	-0.69	AVG

TM1 / Polarization: Horizontal / Band: 2400-2483.5 MHz / BW: 20 / CH: H

No.	Frequency (MHz)	Reading Level(dBuV)	Factor (dB)	Measure-ment(dBuV/m)	Limit (dBuV/m)	Margin (dB)	Detector
1	2483.5	61.17	3.52	64.69	74	-9.31	peak
2	2483.5	49.97	3.52	53.49	54	-0.51	AVG
3	2500	61.27	3.53	64.8	74	-9.2	peak
4	2500	50	3.53	53.53	54	-0.47	AVG

TM1 / Polarization: Vertical / Band: 2400-2483.5 MHz / BW: 20 / CH: H

No.	Frequency (MHz)	Reading Level(dBuV)	Factor (dB)	Measure-ment(dBuV/m)	Limit (dBuV/m)	Margin (dB)	Detector
1	2483.5	61.98	3.52	65.5	74	-8.5	peak
2	2483.5	50.16	3.52	53.68	54	-0.32	AVG
3	2500	61.16	3.53	64.69	74	-9.31	peak
4	2500	50.14	3.53	53.67	54	-0.33	AVG

Total or partial reproduction of this document without permission of the Laboratory is not allowed.

BTF Testing Lab (Shenzhen) Co., Ltd.
F101, 201 and 301, Building 1, Block 2, Tantou Industrial Park, Tantou Community, Songgang Street, Bao'an District, Shenzhen, China

ANT2:
TM1 / Polarization: Horizontal / Band: 2400-2483.5 MHz / BW: 20 / CH: L

No.	Frequency (MHz)	Reading Level(dBuV)	Factor (dB)	Measure-ment(dBuV/m)	Limit (dBuV/m)	Margin (dB)	Detector
1	2310	59.7	3.39	63.09	74	-10.91	peak
2	2310	48.54	3.39	51.93	54	-2.07	AVG
3	2390	60.38	3.45	63.83	74	-10.17	peak
4	2390	48.94	3.45	52.39	54	-1.61	AVG
5	2400	60.83	3.46	64.29	74	-9.71	peak
6	2400	49.03	3.46	52.49	54	-1.51	AVG

TM1 / Polarization: Vertical / Band: 2400-2483.5 MHz / BW: 20 / CH: L

No.	Frequency (MHz)	Reading Level(dBuV)	Factor (dB)	Measure-ment(dBuV/m)	Limit (dBuV/m)	Margin (dB)	Detector
1	2310	60.06	3.39	63.45	74	-10.55	peak
2	2310	48.77	3.39	52.16	54	-1.84	AVG
3	2390	60.37	3.45	63.82	74	-10.18	peak
4	2390	49.14	3.45	52.59	54	-1.41	AVG
5	2400	60.43	3.46	63.89	74	-10.11	peak
6	2400	49	3.46	52.46	54	-1.54	AVG

TM1 / Polarization: Horizontal / Band: 2400-2483.5 MHz / BW: 20 / CH: H

No.	Frequency (MHz)	Reading Level(dBuV)	Factor (dB)	Measure-ment(dBuV/m)	Limit (dBuV/m)	Margin (dB)	Detector
1	2483.5	60.4	3.52	63.92	74	-10.08	peak
2	2483.5	49.2	3.52	52.72	54	-1.28	AVG
3	2500	60.5	3.53	64.03	74	-9.97	peak
4	2500	49.23	3.53	52.76	54	-1.24	AVG

TM1 / Polarization: Vertical / Band: 2400-2483.5 MHz / BW: 20 / CH: H

No.	Frequency (MHz)	Reading Level(dBuV)	Factor (dB)	Measure-ment(dBuV/m)	Limit (dBuV/m)	Margin (dB)	Detector
1	2483.5	61.21	3.52	64.73	74	-9.27	peak
2	2483.5	49.39	3.52	52.91	54	-1.09	AVG
3	2500	60.39	3.53	63.92	74	-10.08	peak
4	2500	49.37	3.53	52.9	54	-1.1	AVG

Total or partial reproduction of this document without permission of the Laboratory is not allowed.

BTF Testing Lab (Shenzhen) Co., Ltd.
F101, 201 and 301, Building 1, Block 2, Tantou Industrial Park, Tantou Community, Songgang Street, Bao'an District, Shenzhen, China

ANT3:
TM1 / Polarization: Horizontal / Band: 2400-2483.5 MHz / BW: 20 / CH: L

No.	Frequency (MHz)	Reading Level(dBuV)	Factor (dB)	Measure-ment(dBuV/m)	Limit (dBuV/m)	Margin (dB)	Detector
1	2310	59.53	3.39	62.92	74	-11.08	peak
2	2310	48.37	3.39	51.76	54	-2.24	AVG
3	2390	60.21	3.45	63.66	74	-10.34	peak
4	2390	48.77	3.45	52.22	54	-1.78	AVG
5	2400	60.66	3.46	64.12	74	-9.88	peak
6	2400	48.86	3.46	52.32	54	-1.68	AVG

TM1 / Polarization: Vertical / Band: 2400-2483.5 MHz / BW: 20 / CH: L

No.	Frequency (MHz)	Reading Level(dBuV)	Factor (dB)	Measure-ment(dBuV/m)	Limit (dBuV/m)	Margin (dB)	Detector
1	2310	59.89	3.39	63.28	74	-10.72	peak
2	2310	48.6	3.39	51.99	54	-2.01	AVG
3	2390	60.2	3.45	63.65	74	-10.35	peak
4	2390	48.97	3.45	52.42	54	-1.58	AVG
5	2400	60.26	3.46	63.72	74	-10.28	peak
6	2400	48.83	3.46	52.29	54	-1.71	AVG

TM1 / Polarization: Horizontal / Band: 2400-2483.5 MHz / BW: 20 / CH: H

No.	Frequency (MHz)	Reading Level(dBuV)	Factor (dB)	Measure-ment(dBuV/m)	Limit (dBuV/m)	Margin (dB)	Detector
1	2483.5	60.25	3.52	63.77	74	-10.23	peak
2	2483.5	49.05	3.52	52.57	54	-1.43	AVG
3	2500	60.35	3.53	63.88	74	-10.12	peak
4	2500	49.08	3.53	52.61	54	-1.39	AVG

TM1 / Polarization: Vertical / Band: 2400-2483.5 MHz / BW: 20 / CH: H

No.	Frequency (MHz)	Reading Level(dBuV)	Factor (dB)	Measure-ment(dBuV/m)	Limit (dBuV/m)	Margin (dB)	Detector
1	2483.5	61.06	3.52	64.58	74	-9.42	peak
2	2483.5	49.24	3.52	52.76	54	-1.24	AVG
3	2500	60.24	3.53	63.77	74	-10.23	peak
4	2500	49.22	3.53	52.75	54	-1.25	AVG

Total or partial reproduction of this document without permission of the Laboratory is not allowed.

BTF Testing Lab (Shenzhen) Co., Ltd.
F101, 201 and 301, Building 1, Block 2, Tantou Industrial Park, Tantou Community, Songgang Street, Bao'an District, Shenzhen, China

ANT4:
TM1 / Polarization: Horizontal / Band: 2400-2483.5 MHz / BW: 20 / CH: L

No.	Frequency (MHz)	Reading Level(dBuV)	Factor (dB)	Measure-ment(dBuV/m)	Limit (dBuV/m)	Margin (dB)	Detector
1	2310	60.23	3.39	63.62	74	-10.38	peak
2	2310	49.07	3.39	52.46	54	-1.54	AVG
3	2390	60.91	3.45	64.36	74	-9.64	peak
4	2390	49.47	3.45	52.92	54	-1.08	AVG
5	2400	61.36	3.46	64.82	74	-9.18	peak
6	2400	49.56	3.46	53.02	54	-0.98	AVG

TM1 / Polarization: Vertical / Band: 2400-2483.5 MHz / BW: 20 / CH: L

No.	Frequency (MHz)	Reading Level(dBuV)	Factor (dB)	Measure-ment(dBuV/m)	Limit (dBuV/m)	Margin (dB)	Detector
1	2310	60.59	3.39	63.98	74	-10.02	peak
2	2310	49.3	3.39	52.69	54	-1.31	AVG
3	2390	60.9	3.45	64.35	74	-9.65	peak
4	2390	49.67	3.45	53.12	54	-0.88	AVG
5	2400	60.96	3.46	64.42	74	-9.58	peak
6	2400	49.53	3.46	52.99	54	-1.01	AVG

TM1 / Polarization: Horizontal / Band: 2400-2483.5 MHz / BW: 20 / CH: H

No.	Frequency (MHz)	Reading Level(dBuV)	Factor (dB)	Measure-ment(dBuV/m)	Limit (dBuV/m)	Margin (dB)	Detector
1	2483.5	60.58	3.52	64.1	74	-9.9	peak
2	2483.5	49.38	3.52	52.9	54	-1.1	AVG
3	2500	60.68	3.53	64.21	74	-9.79	peak
4	2500	49.41	3.53	52.94	54	-1.06	AVG

TM1 / Polarization: Vertical / Band: 2400-2483.5 MHz / BW: 20 / CH: H

No.	Frequency (MHz)	Reading Level(dBuV)	Factor (dB)	Measure-ment(dBuV/m)	Limit (dBuV/m)	Margin (dB)	Detector
1	2483.5	61.39	3.52	64.91	74	-9.09	peak
2	2483.5	49.57	3.52	53.09	54	-0.91	AVG
3	2500	60.57	3.53	64.1	74	-9.9	peak
4	2500	49.55	3.53	53.08	54	-0.92	AVG

Total or partial reproduction of this document without permission of the Laboratory is not allowed.

BTF Testing Lab (Shenzhen) Co., Ltd.
F101, 201 and 301, Building 1, Block 2, Tantou Industrial Park, Tantou Community, Songgang Street, Bao'an District, Shenzhen, China

6.7 Emissions in frequency bands (below 1GHz)

Test Requirement:	Refer to 47 CFR 15.247(d), In addition, radiated emissions which fall in the restricted bands, as defined in § 15.205(a), must also comply with the radiated emission limits specified in § 15.209(a)(see § 15.205(c)).`
Test Method:	ANSI C63.10-2013 section 6.6.4 ANSI C63.10-2020 section 6.6.4 KDB 558074 D01 15.247 Meas Guidance v05r02
Test Limit:	

Frequency (MHz)	Field strength (microvolts/meter)	Measurement distance (meters)
0.009-0.490	2400/F(kHz)	300
0.490-1.705	24000/F(kHz)	30
1.705-30.0	30	30
30-88	100 **	3
88-216	150 **	3
216-960	200 **	3
Above 960	500	3

** Except as provided in paragraph (g), fundamental emissions from intentional radiators operating under this section shall not be located in the frequency bands 54-72 MHz, 76-88 MHz, 174-216 MHz or 470-806 MHz. However, operation within these frequency bands is permitted under other sections of this part, e.g., §§ 15.231 and 15.241.

Procedure:	ANSI C63.10-2013 section 6.6.4 ANSI C63.10-2020 section 6.6.4

6.7.1 E.U.T. Operation:

Operating Environment:	
Temperature:	24.6 °C
Humidity:	45.4 %
Atmospheric Pressure:	1010 mbar

6.7.2 Test Setup Diagram:

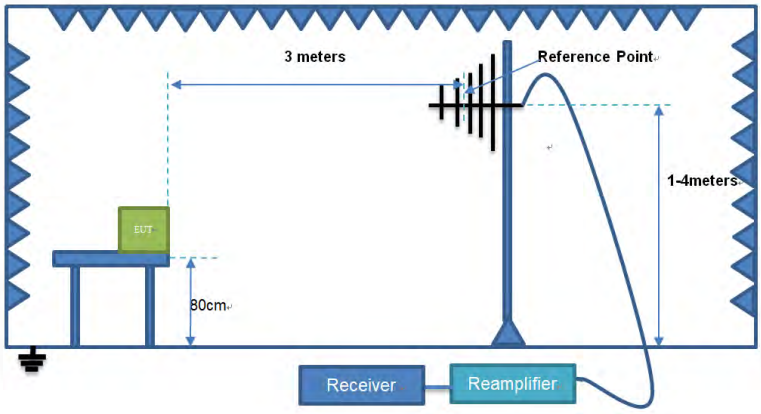

6.7.3 Test Data:

TM1 / Polarization: Horizontal / Band: 2400-2483.5 MHz / BW: 20 / CH: M

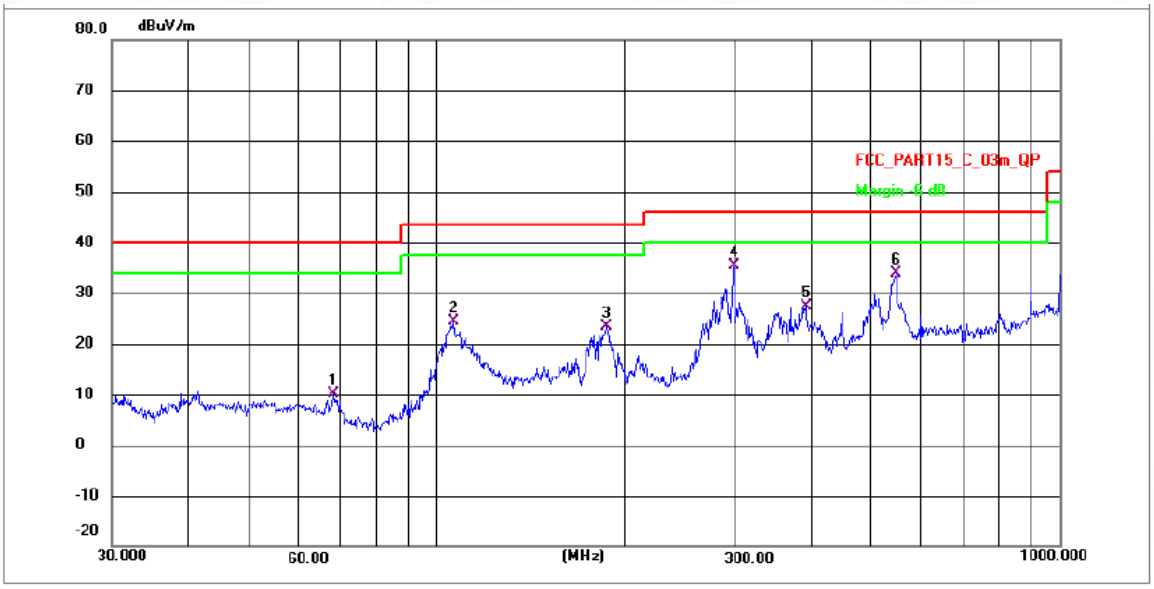

No.	Frequency (MHz)	Reading (dBuV)	Factor (dB/m)	Level (dBuV/m)	Limit (dBuV/m)	Margin (dB)	Detector	P/F
1	68.2710	28.28	-18.11	10.17	40.00	-29.83	QP	P
2	106.5717	52.47	-28.17	24.30	43.50	-19.20	QP	P
3	187.7530	50.92	-27.44	23.48	43.50	-20.02	QP	P
4 *	299.3158	60.90	-25.43	35.47	46.00	-10.53	QP	P
5	390.7226	52.10	-24.71	27.39	46.00	-18.61	QP	P
6	546.1393	55.51	-21.62	33.89	46.00	-12.11	QP	P

Total or partial reproduction of this document without permission of the Laboratory is not allowed.

BTF Testing Lab (Shenzhen) Co., Ltd.
F101, 201 and 301, Building 1, Block 2, Tantou Industrial Park, Tantou Community, Songgang Street, Bao'an District, Shenzhen, China

TM1 / Polarization: Vertical / Band: 2400-2483.5 MHz / BW: 20 / CH: M

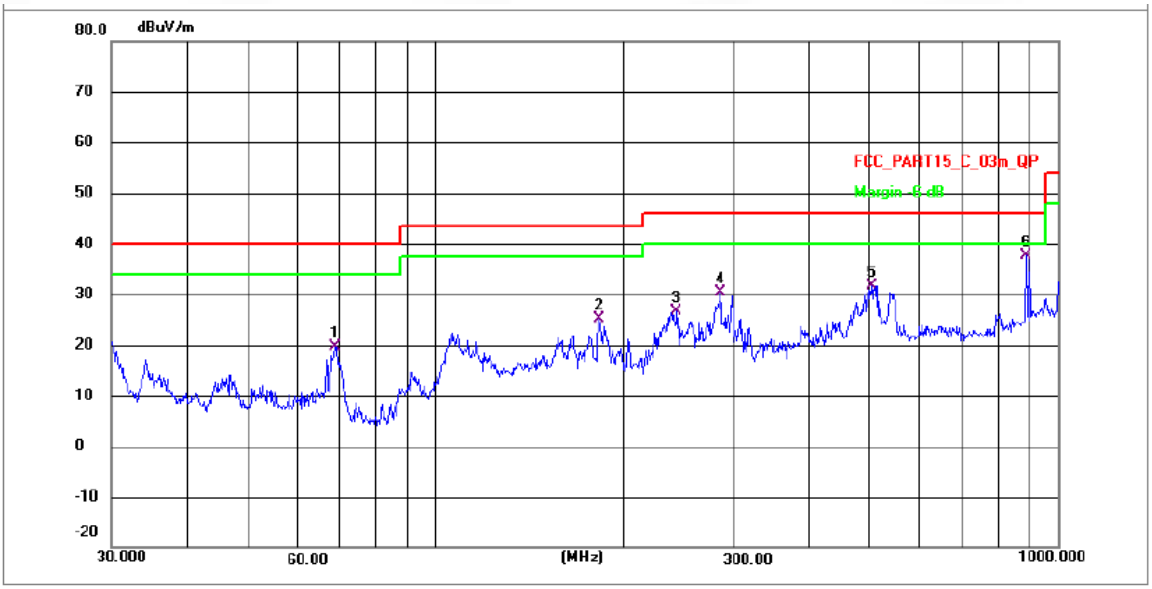

No.	Frequency (MHz)	Reading (dBuV)	Factor (dB/m)	Level (dBuV/m)	Limit (dBuV/m)	Margin (dB)	Detector	P/F
1	68.7515	39.69	-20.01	19.68	40.00	-20.32	QP	P
2	182.8796	52.57	-27.48	25.09	43.50	-18.41	QP	P
3	243.8043	52.44	-25.90	26.54	46.00	-19.46	QP	P
4	286.9823	55.92	-25.54	30.38	46.00	-15.62	QP	P
5	502.9395	52.90	-21.17	31.73	46.00	-14.27	QP	P
6 *	890.7278	59.98	-22.23	37.75	46.00	-8.25	QP	P

Total or partial reproduction of this document without permission of the Laboratory is not allowed.

BTF Testing Lab (Shenzhen) Co., Ltd.
F101, 201 and 301, Building 1, Block 2, Tantou Industrial Park, Tantou Community, Songgang Street, Bao'an District, Shenzhen, China

6.8 Emissions in frequency bands (above 1GHz)

Test Requirement:	In addition, radiated emissions which fall in the restricted bands, as defined in § 15.205(a), must also comply with the radiated emission limits specified in § 15.209(a)(see § 15.205(c)).`
Test Method:	ANSI C63.10-2013 section 6.6.4 ANSI C63.10-2020 section 6.6.4 KDB 558074 D01 15.247 Meas Guidance v05r02
Test Limit:	

Frequency (MHz)	Field strength (microvolts/meter)	Measurement distance (meters)
0.009-0.490	2400/F(kHz)	300
0.490-1.705	24000/F(kHz)	30
1.705-30.0	30	30
30-88	100 **	3
88-216	150 **	3
216-960	200 **	3
Above 960	500	3

** Except as provided in paragraph (g), fundamental emissions from intentional radiators operating under this section shall not be located in the frequency bands 54-72 MHz, 76-88 MHz, 174-216 MHz or 470-806 MHz. However, operation within these frequency bands is permitted under other sections of this part, e.g., §§ 15.231 and 15.241.

Procedure:	ANSI C63.10-2013 section 6.6.4 ANSI C63.10-2020 section 6.6.4

6.8.1 E.U.T. Operation:

Operating Environment:	
Temperature:	24.6 °C
Humidity:	45.4 %
Atmospheric Pressure:	1010 mbar

6.8.2 Test Setup Diagram:

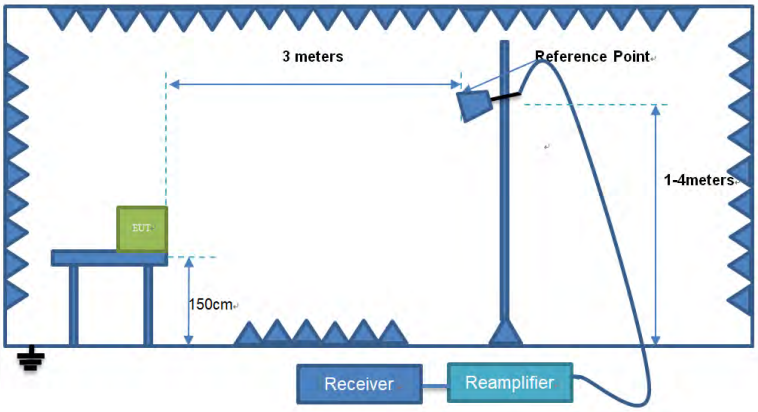

Total or partial reproduction of this document without permission of the Laboratory is not allowed.

BTF Testing Lab (Shenzhen) Co., Ltd.
F101, 201 and 301, Building 1, Block 2, Tantou Industrial Park, Tantou Community, Songgang Street, Bao'an District, Shenzhen, China

6.8.3 Test Data:

ANT1:

TM1 / Polarization: Horizontal / Band: 2400-2483.5 MHz / BW: 20 / CH: L

No.	Frequency (MHz)	Reading (dBuV)	Factor (dB/m)	Level (dBuV/m)	Limit (dBuV/m)	Margin (dB)	Detector	P/F
1	3016.575	70.91	-29.50	41.41	74.00	-32.59	peak	P
2	3671.746	71.54	-29.03	42.51	74.00	-31.49	peak	P
3	6106.616	73.42	-25.34	48.08	74.00	-25.92	peak	P
4	7432.914	76.23	-24.80	51.43	74.00	-22.57	peak	P
5	8943.274	78.13	-24.42	53.71	74.00	-20.29	peak	P
6 *	11400.908	80.18	-23.14	57.04	74.00	-16.96	peak	P

TM1 / Polarization: Vertical / Band: 2400-2483.5 MHz / BW: 20 / CH: L

No.	Frequency (MHz)	Reading (dBuV)	Factor (dB/m)	Level (dBuV/m)	Limit (dBuV/m)	Margin (dB)	Detector	P/F
1	1245.663	64.89	-30.32	34.57	74.00	-39.43	peak	P
2	3214.623	71.30	-29.32	41.98	74.00	-32.02	peak	P
3	6545.263	74.06	-25.34	48.72	74.00	-25.28	peak	P
4	9366.577	79.40	-23.50	55.90	74.00	-18.10	peak	P
5	11269.856	81.20	-23.24	57.96	74.00	-16.04	peak	P
6 *	13877.076	83.69	-21.06	62.63	74.00	-11.37	peak	P

TM1 / Polarization: Horizontal / Band: 2400-2483.5 MHz / BW: 20 / CH: M

No.	Frequency (MHz)	Reading (dBuV)	Factor (dB/m)	Level (dBuV/m)	Limit (dBuV/m)	Margin (dB)	Detector	P/F
1	1289.627	65.37	-30.55	34.82	74.00	-39.18	peak	P
2	3016.575	70.91	-29.50	41.41	74.00	-32.59	peak	P
3	3845.537	72.89	-29.02	43.87	74.00	-30.13	peak	P
4	6106.616	73.42	-25.34	48.08	74.00	-25.92	peak	P
5	8343.918	77.52	-25.39	52.13	74.00	-21.87	peak	P
6 *	13097.624	82.78	-21.27	61.51	74.00	-12.49	peak	P

TM1 / Polarization: Vertical / Band: 2400-2483.5 MHz / BW: 20 / CH: M

No.	Frequency (MHz)	Reading (dBuV)	Factor (dB/m)	Level (dBuV/m)	Limit (dBuV/m)	Margin (dB)	Detector	P/F
1	1507.470	63.21	-31.70	31.51	74.00	-42.49	peak	P
2	3405.929	71.64	-29.14	42.50	74.00	-31.50	peak	P
3	4121.768	70.95	-28.94	42.01	74.00	-31.99	peak	P
4	5967.033	72.67	-25.44	47.23	74.00	-26.77	peak	P
5	8789.515	77.59	-24.74	52.85	74.00	-21.15	peak	P
6 *	13797.088	84.39	-21.04	63.35	74.00	-10.65	peak	P

Total or partial reproduction of this document without permission of the Laboratory is not allowed.

BTF Testing Lab (Shenzhen) Co., Ltd.
F101, 201 and 301, Building 1, Block 2, Tantou Industrial Park, Tantou Community, Songgang Street, Bao'an District, Shenzhen, China

TM1 / Polarization: Horizontal / Band: 2400-2483.5 MHz / BW: 20 / CH: H

No.	Frequency (MHz)	Reading (dBuV)	Factor (dB/m)	Level (dBuV/m)	Limit (dBuV/m)	Margin (dB)	Detector	P/F
1	1231.344	65.92	-30.24	35.68	74.00	-38.32	peak	P
2	2059.767	68.10	-30.87	37.23	74.00	-36.77	peak	P
3	3845.537	72.89	-29.02	43.87	74.00	-30.13	peak	P
4	7096.999	76.22	-24.90	51.32	74.00	-22.68	peak	P
5	10575.535	79.58	-24.35	55.23	74.00	-18.77	peak	P
6 *	13326.747	82.83	-21.09	61.74	74.00	-12.26	peak	P

TM1 / Polarization: Vertical / Band: 2400-2483.5 MHz / BW: 20 / CH: H

No.	Frequency (MHz)	Reading (dBuV)	Factor (dB/m)	Level (dBuV/m)	Limit (dBuV/m)	Margin (dB)	Detector	P/F
1	1289.627	65.37	-30.55	34.82	74.00	-39.18	peak	P
2	2059.767	68.10	-30.87	37.23	74.00	-36.77	peak	P
3	3016.575	70.91	-29.50	41.41	74.00	-32.59	peak	P
4	3845.537	72.89	-29.02	43.87	74.00	-30.13	peak	P
5	6621.376	74.41	-25.27	49.14	74.00	-24.86	peak	P
6 *	9420.880	79.10	-23.37	55.73	74.00	-18.27	peak	P

Total or partial reproduction of this document without permission of the Laboratory is not allowed.

BTF Testing Lab (Shenzhen) Co., Ltd.
F101, 201 and 301, Building 1, Block 2, Tantou Industrial Park, Tantou Community, Songgang Street, Bao'an District, Shenzhen, China

ANT2:

TM1 / Polarization: Horizontal / Band: 2400-2483.5 MHz / BW: 20 / CH: L

No.	Frequency (MHz)	Reading (dBuV)	Factor (dB/m)	Level (dBuV/m)	Limit (dBuV/m)	Margin (dB)	Detector	P/F
1	1084.295	68.54	-29.44	39.10	74.00	-34.90	peak	P
2	2059.767	68.10	-30.87	37.23	74.00	-36.77	peak	P
3	3845.537	72.89	-29.02	43.87	74.00	-30.13	peak	P
4	6737.206	74.83	-25.17	49.66	74.00	-24.34	peak	P
5	9099.723	77.86	-24.09	53.77	74.00	-20.23	peak	P
6 *	13326.747	82.83	-21.09	61.74	74.00	-12.26	peak	P

TM1 / Polarization: Vertical / Band: 2400-2483.5 MHz / BW: 20 / CH: L

No.	Frequency (MHz)	Reading (dBuV)	Factor (dB/m)	Level (dBuV/m)	Limit (dBuV/m)	Margin (dB)	Detector	P/F
1	1084.295	68.54	-29.44	39.10	74.00	-34.90	peak	P
2	2259.367	68.40	-30.64	37.76	74.00	-36.24	peak	P
3	3405.929	71.64	-29.14	42.50	74.00	-31.50	peak	P
4	7096.999	76.22	-24.90	51.32	74.00	-22.68	peak	P
5	9420.880	79.10	-23.37	55.73	74.00	-18.27	peak	P
6 *	13797.088	84.39	-21.04	63.35	74.00	-10.65	peak	P

TM1 / Polarization: Horizontal / Band: 2400-2483.5 MHz / BW: 20 / CH: M

No.	Frequency (MHz)	Reading (dBuV)	Factor (dB/m)	Level (dBuV/m)	Limit (dBuV/m)	Margin (dB)	Detector	P/F
1	1231.344	65.92	-30.24	35.68	74.00	-38.32	peak	P
2	2059.767	68.10	-30.87	37.23	74.00	-36.77	peak	P
3	3845.537	72.89	-29.02	43.87	74.00	-30.13	peak	P
4	5932.638	72.64	-25.54	47.10	74.00	-26.90	peak	P
5	9152.479	77.84	-23.98	53.86	74.00	-20.14	peak	P
6 *	12724.473	81.52	-21.49	60.03	74.00	-13.97	peak	P

TM1 / Polarization: Vertical / Band: 2400-2483.5 MHz / BW: 20 / CH: M

No.	Frequency (MHz)	Reading (dBuV)	Factor (dB/m)	Level (dBuV/m)	Limit (dBuV/m)	Margin (dB)	Detector	P/F
1	1358.497	64.01	-30.93	33.08	74.00	-40.92	peak	P
2	2036.090	65.75	-30.89	34.86	74.00	-39.14	peak	P
3	3587.818	71.22	-29.04	42.18	74.00	-31.82	peak	P
4	6545.263	74.06	-25.34	48.72	74.00	-25.28	peak	P
5	8688.480	77.29	-24.94	52.35	74.00	-21.65	peak	P
6 *	11269.856	81.20	-23.24	57.96	74.00	-16.04	peak	P

TM1 / Polarization: Horizontal / Band: 2400-2483.5 MHz / BW: 20 / CH: H

No.	Frequency (MHz)	Reading (dBuV)	Factor (dB/m)	Level (dBuV/m)	Limit (dBuV/m)	Margin (dB)	Detector	P/F
1	1289.627	65.37	-30.55	34.82	74.00	-39.18	peak	P
2	2272.466	68.33	-30.62	37.71	74.00	-36.29	peak	P
3	3845.537	72.89	-29.02	43.87	74.00	-30.13	peak	P
4	7096.999	76.22	-24.90	51.32	74.00	-22.68	peak	P
5	9420.880	79.10	-23.37	55.73	74.00	-18.27	peak	P
6 *	13797.088	84.39	-21.04	63.35	74.00	-10.65	peak	P

Total or partial reproduction of this document without permission of the Laboratory is not allowed.

BTF Testing Lab (Shenzhen) Co., Ltd.
F101, 201 and 301, Building 1, Block 2, Tantou Industrial Park, Tantou Community, Songgang Street, Bao'an District, Shenzhen, China

TM1 / Polarization: Vertical / Band: 2400-2483.5 MHz / BW: 20 / CH: H

No.	Frequency (MHz)	Reading (dBuV)	Factor (dB/m)	Level (dBuV/m)	Limit (dBuV/m)	Margin (dB)	Detector	P/F
1	1358.497	64.51	-30.93	33.58	74.00	-40.42	peak	P
2	2059.767	68.10	-30.87	37.23	74.00	-36.77	peak	P
3	3671.746	71.54	-29.03	42.51	74.00	-31.49	peak	P
4	6737.206	74.83	-25.17	49.66	74.00	-24.34	peak	P
5	11400.908	80.18	-23.14	57.04	74.00	-16.96	peak	P
6 *	13797.088	84.39	-21.04	63.35	74.00	-10.65	peak	P

Total or partial reproduction of this document without permission of the Laboratory is not allowed.

BTF Testing Lab (Shenzhen) Co., Ltd.
F101, 201 and 301, Building 1, Block 2, Tantou Industrial Park, Tantou Community, Songgang Street, Bao'an District, Shenzhen, China

ANT3:

TM1 / Polarization: Horizontal / Band: 2400-2483.5 MHz / BW: 20 / CH: L

No.	Frequency (MHz)	Reading (dBuV)	Factor (dB/m)	Level (dBuV/m)	Limit (dBuV/m)	Margin (dB)	Detector	P/F
1	1358.497	64.51	-30.93	33.58	74.00	-40.42	peak	P
2	2059.767	68.10	-30.87	37.23	74.00	-36.77	peak	P
3	3671.746	71.54	-29.03	42.51	74.00	-31.49	peak	P
4	7096.999	76.22	-24.90	51.32	74.00	-22.68	peak	P
5	10393.713	79.51	-24.46	55.05	74.00	-18.95	peak	P
6 *	13797.088	84.39	-21.04	63.35	74.00	-10.65	peak	P

TM1 / Polarization: Vertical / Band: 2400-2483.5 MHz / BW: 20 / CH: L

No.	Frequency (MHz)	Reading (dBuV)	Factor (dB/m)	Level (dBuV/m)	Limit (dBuV/m)	Margin (dB)	Detector	P/F
1	1289.627	65.37	-30.55	34.82	74.00	-39.18	peak	P
2	2059.767	68.10	-30.87	37.23	74.00	-36.77	peak	P
3	3845.537	72.89	-29.02	43.87	74.00	-30.13	peak	P
4	6621.376	74.41	-25.27	49.14	74.00	-24.86	peak	P
5	9420.880	79.10	-23.37	55.73	74.00	-18.27	peak	P
6 *	13326.747	82.83	-21.09	61.74	74.00	-12.26	peak	P

TM1 / Polarization: Horizontal / Band: 2400-2483.5 MHz / BW: 20 / CH: M

No.	Frequency (MHz)	Reading (dBuV)	Factor (dB/m)	Level (dBuV/m)	Limit (dBuV/m)	Margin (dB)	Detector	P/F
1	1289.627	65.37	-30.55	34.82	74.00	-39.18	peak	P
2	2059.767	68.10	-30.87	37.23	74.00	-36.77	peak	P
3	3405.929	71.64	-29.14	42.50	74.00	-31.50	peak	P
4	7096.999	76.22	-24.90	51.32	74.00	-22.68	peak	P
5	10636.847	80.13	-24.22	55.91	74.00	-18.09	peak	P
6 *	13797.088	84.39	-21.04	63.35	74.00	-10.65	peak	P

TM1 / Polarization: Vertical / Band: 2400-2483.5 MHz / BW: 20 / CH: M

No.	Frequency (MHz)	Reading (dBuV)	Factor (dB/m)	Level (dBuV/m)	Limit (dBuV/m)	Margin (dB)	Detector	P/F
1	1289.627	65.37	-30.55	34.82	74.00	-39.18	peak	P
2	1966.680	64.84	-30.98	33.86	74.00	-40.14	peak	P
3	3196.094	71.29	-29.33	41.96	74.00	-32.04	peak	P
4	3845.537	72.89	-29.02	43.87	74.00	-30.13	peak	P
5	6106.616	73.42	-25.34	48.08	74.00	-25.92	peak	P
6 *	7432.914	76.23	-24.80	51.43	74.00	-22.57	peak	P

Total or partial reproduction of this document without permission of the Laboratory is not allowed.

BTF Testing Lab (Shenzhen) Co., Ltd.
F101, 201 and 301, Building 1, Block 2, Tantou Industrial Park, Tantou Community, Songgang Street, Bao'an District, Shenzhen, China

TM1 / Polarization: Horizontal / Band: 2400-2483.5 MHz / BW: 20 / CH: H

No.	Frequency (MHz)	Reading (dBuV)	Factor (dB/m)	Level (dBuV/m)	Limit (dBuV/m)	Margin (dB)	Detector	P/F
1	1312.187	64.27	-30.68	33.59	74.00	-40.41	peak	P
2	2059.767	68.10	-30.87	37.23	74.00	-36.77	peak	P
3	3196.094	71.29	-29.33	41.96	74.00	-32.04	peak	P
4	6583.209	74.42	-25.31	49.11	74.00	-24.89	peak	P
5	8343.918	77.52	-25.39	52.13	74.00	-21.87	peak	P
6 *	10948.778	80.52	-23.55	56.97	74.00	-17.03	peak	P

TM1 / Polarization: Vertical / Band: 2400-2483.5 MHz / BW: 20 / CH: H

No.	Frequency (MHz)	Reading (dBuV)	Factor (dB/m)	Level (dBuV/m)	Limit (dBuV/m)	Margin (dB)	Detector	P/F
1	1231.344	66.52	-30.24	36.28	74.00	-37.72	peak	P
2	2059.767	66.10	-30.87	35.23	74.00	-38.77	peak	P
3	2964.712	66.28	-29.58	36.70	74.00	-37.30	peak	P
4	4004.339	72.13	-29.00	43.13	74.00	-30.87	peak	P
5	6395.654	73.73	-25.37	48.36	74.00	-25.64	peak	P
6 *	9366.577	79.40	-23.50	55.90	74.00	-18.10	peak	P

Total or partial reproduction of this document without permission of the Laboratory is not allowed.

BTF Testing Lab (Shenzhen) Co., Ltd.
F101, 201 and 301, Building 1, Block 2, Tantou Industrial Park, Tantou Community, Songgang Street, Bao'an District, Shenzhen, China

ANT4:

TM1 / Polarization: Horizontal / Band: 2400-2483.5 MHz / BW: 20 / CH: L

No.	Frequency (MHz)	Reading (dBuV)	Factor (dB/m)	Level (dBuV/m)	Limit (dBuV/m)	Margin (dB)	Detector	P/F
1	1231.344	65.92	-30.24	35.68	74.00	-38.32	peak	P
2	2059.767	68.10	-30.87	37.23	74.00	-36.77	peak	P
3	3016.575	70.91	-29.50	41.41	74.00	-32.59	peak	P
4	3845.537	72.89	-29.02	43.87	74.00	-30.13	peak	P
5	6737.206	74.83	-25.17	49.66	74.00	-24.34	peak	P
6 *	9420.880	79.10	-23.37	55.73	74.00	-18.27	peak	P

TM1 / Polarization: Vertical / Band: 2400-2483.5 MHz / BW: 20 / CH: L

No.	Frequency (MHz)	Reading (dBuV)	Factor (dB/m)	Level (dBuV/m)	Limit (dBuV/m)	Margin (dB)	Detector	P/F
1	1231.344	65.92	-30.24	35.68	74.00	-38.32	peak	P
2	2059.767	68.10	-30.87	37.23	74.00	-36.77	peak	P
3	3405.929	71.64	-29.14	42.50	74.00	-31.50	peak	P
4	6737.206	74.83	-25.17	49.66	74.00	-24.34	peak	P
5	9585.684	78.90	-23.38	55.52	74.00	-18.48	peak	P
6 *	11803.280	80.41	-22.54	57.87	74.00	-16.13	peak	P

TM1 / Polarization: Horizontal / Band: 2400-2483.5 MHz / BW: 20 / CH: M

No.	Frequency (MHz)	Reading (dBuV)	Factor (dB/m)	Level (dBuV/m)	Limit (dBuV/m)	Margin (dB)	Detector	P/F
1	1289.627	65.37	-30.55	34.82	74.00	-39.18	peak	P
2	2059.767	68.10	-30.87	37.23	74.00	-36.77	peak	P
3	3196.094	71.29	-29.33	41.96	74.00	-32.04	peak	P
4	3845.537	72.89	-29.02	43.87	74.00	-30.13	peak	P
5	6106.616	73.42	-25.34	48.08	74.00	-25.92	peak	P
6 *	10948.778	80.52	-23.55	56.97	74.00	-17.03	peak	P

TM1 / Polarization: Vertical / Band: 2400-2483.5 MHz / BW: 20 / CH: M

No.	Frequency (MHz)	Reading (dBuV)	Factor (dB/m)	Level (dBuV/m)	Limit (dBuV/m)	Margin (dB)	Detector	P/F
1	1231.344	65.92	-30.24	35.68	74.00	-38.32	peak	P
2	2059.767	68.10	-30.87	37.23	74.00	-36.77	peak	P
3	3405.929	71.64	-29.14	42.50	74.00	-31.50	peak	P
4	6106.616	73.42	-25.34	48.08	74.00	-25.92	peak	P
5	8789.515	77.59	-24.74	52.85	74.00	-21.15	peak	P
6 *	11400.908	80.18	-23.14	57.04	74.00	-16.96	peak	P

TM1 / Polarization: Horizontal / Band: 2400-2483.5 MHz / BW: 20 / CH: H

No.	Frequency (MHz)	Reading (dBuV)	Factor (dB/m)	Level (dBuV/m)	Limit (dBuV/m)	Margin (dB)	Detector	P/F
1	1238.483	65.91	-30.28	35.63	74.00	-38.37	peak	P
2	2194.998	67.87	-30.71	37.16	74.00	-36.84	peak	P
3	3196.094	71.29	-29.33	41.96	74.00	-32.04	peak	P
4	3845.537	72.89	-29.02	43.87	74.00	-30.13	peak	P
5	8343.918	77.52	-25.39	52.13	74.00	-21.87	peak	P
6 *	11803.280	80.41	-22.54	57.87	74.00	-16.13	peak	P

Total or partial reproduction of this document without permission of the Laboratory is not allowed.

BTF Testing Lab (Shenzhen) Co., Ltd.
F101, 201 and 301, Building 1, Block 2, Tantou Industrial Park, Tantou Community, Songgang Street, Bao'an District, Shenzhen, China

TM1 / Polarization: Vertical / Band: 2400-2483.5 MHz / BW: 20 / CH: H

No.	Frequency (MHz)	Reading (dBuV)	Factor (dB/m)	Level (dBuV/m)	Limit (dBuV/m)	Margin (dB)	Detector	P/F
1	2194.998	67.87	-30.71	37.16	74.00	-36.84	peak	P
2	3485.601	70.09	-29.07	41.02	74.00	-32.98	peak	P
3	6106.616	73.42	-25.34	48.08	74.00	-25.92	peak	P
4	7695.244	77.26	-25.07	52.19	74.00	-21.81	peak	P
5	10636.847	80.13	-24.22	55.91	74.00	-18.09	peak	P
6 *	12724.473	81.52	-21.49	60.03	74.00	-13.97	peak	P

Total or partial reproduction of this document without permission of the Laboratory is not allowed.

BTF Testing Lab (Shenzhen) Co., Ltd.
F101, 201 and 301, Building 1, Block 2, Tantou Industrial Park, Tantou Community, Songgang Street, Bao'an District, Shenzhen, China

7 Test Setup Photos

Conducted Emission at AC power line

Band edge emissions (Radiated) Emissions in frequency bands (above 1GHz)


Total or partial reproduction of this document without permission of the Laboratory is not allowed.

BTF Testing Lab (Shenzhen) Co., Ltd.
F101, 201 and 301, Building 1, Block 2, Tantou Industrial Park, Tantou Community, Songgang Street, Bao'an District, Shenzhen, China

Emissions in frequency bands (below 1GHz)

8 EUT Constructional Details (EUT Photos)

External





Total or partial reproduction of this document without permission of the Laboratory is not allowed.

BTF Testing Lab (Shenzhen) Co., Ltd.
F101, 201 and 301, Building 1, Block 2, Tantou Industrial Park, Tantou Community, Songgang Street, Bao'an District, Shenzhen, China

Internal






KOSLO卡西诺


KOSLO卡西诺

Appendix

Total or partial reproduction of this document without permission of the Laboratory is not allowed.

BTF Testing Lab (Shenzhen) Co., Ltd.
F101, 201 and 301, Building 1, Block 2, Tantou Industrial Park, Tantou Community, Songgang Street, Bao'an District, Shenzhen, China

1. Duty Cycle

1.1 Ant1

1.1.1 Test Result

Ant1							
Mode	TX Type	Frequency (MHz)	T_on (ms)	Period (ms)	Duty Cycle (%)	Duty Cycle Correction Factor (dB)	Max. DC Variation (%)
802.11b	SISO	2412	8.383	8.413	99.64	0.02	0.04
		2437	8.384	8.414	99.64	0.02	0.04
		2462	8.383	8.413	99.64	0.02	0.04
802.11g	SISO	2412	1.394	1.428	97.62	0.10	0.03
		2437	1.394	1.428	97.62	0.10	0.03
		2462	1.394	1.427	97.69	0.10	0.03
802.11n (HT20)	SISO	2412	1.302	1.336	97.46	0.11	0.07
		2437	1.302	1.336	97.46	0.11	0.03
		2462	1.302	1.336	97.46	0.11	0.03
802.11n (HT40)	SISO	2422	0.649	0.683	95.02	0.22	0.07
		2437	0.649	0.683	95.02	0.22	0.04
		2452	0.649	0.683	95.02	0.22	0.04

Total or partial reproduction of this document without permission of the Laboratory is not allowed.

BTF Testing Lab (Shenzhen) Co., Ltd.
F101, 201 and 301, Building 1, Block 2, Tantou Industrial Park, Tantou Community, Songgang Street, Bao'an District, Shenzhen, China

1.1.2 Test Graph

802.11b_LCH_2412MHz_Ant1 (SISO)_NTNV

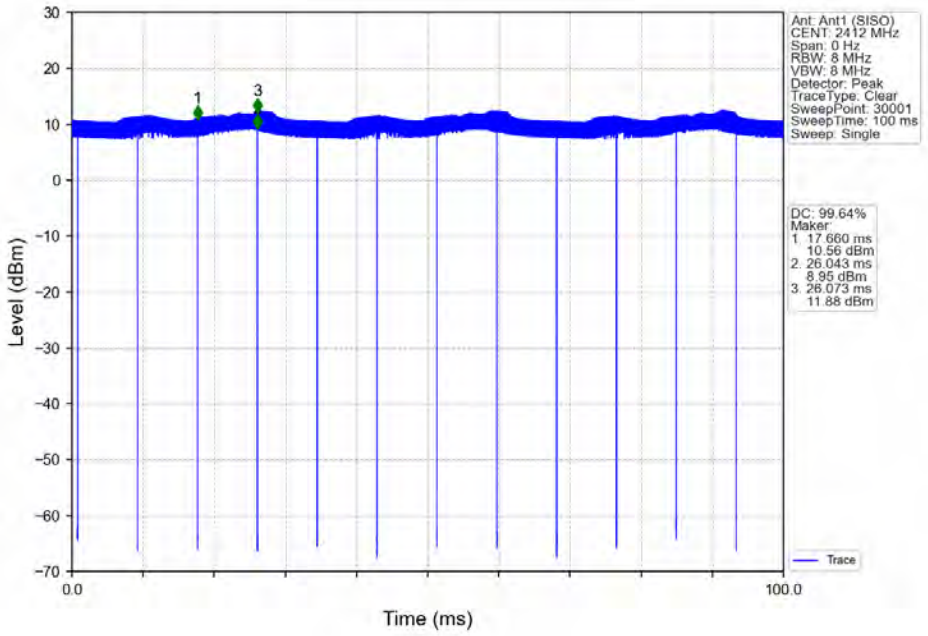

802.11b_MCH_2437MHz_Ant1 (SISO)_NTNV

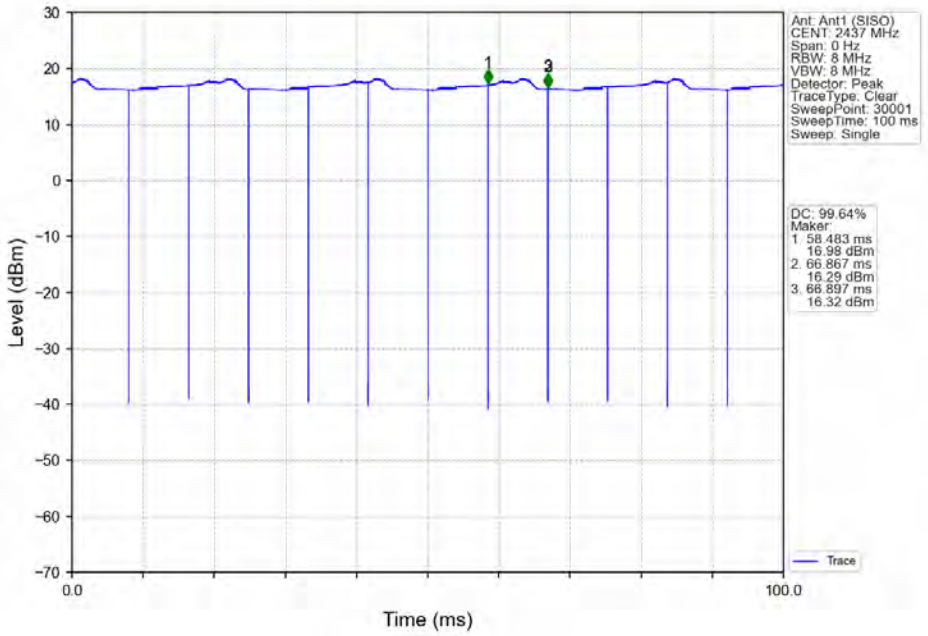

Total or partial reproduction of this document without permission of the Laboratory is not allowed.

BTF Testing Lab (Shenzhen) Co., Ltd.
F101, 201 and 301, Building 1, Block 2, Tantou Industrial Park, Tantou Community, Songgang Street, Bao'an District, Shenzhen, China

802.11b_HCH_2462MHz_Ant1 (SISO)_NTNV

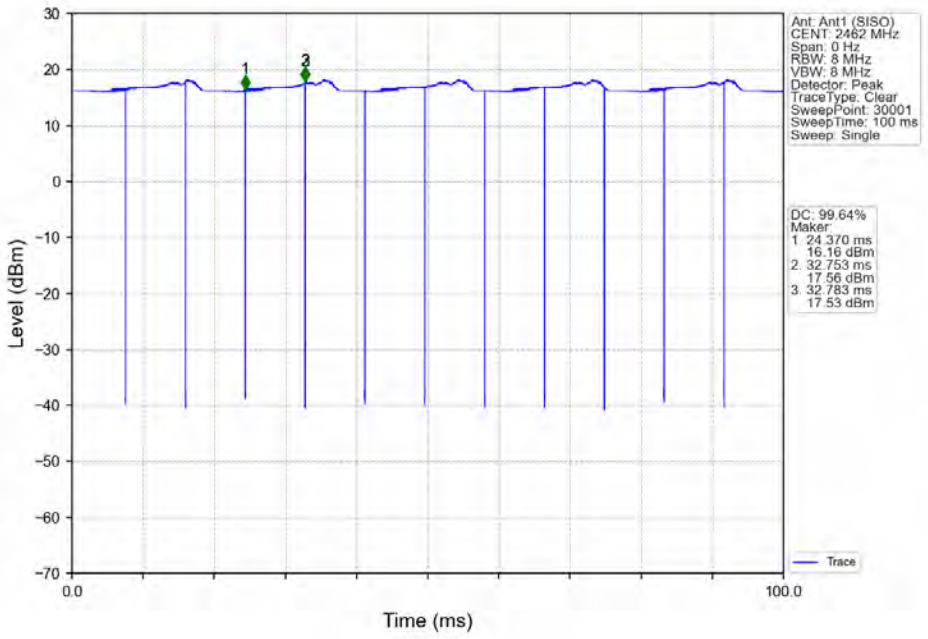

802.11g_LCH_2412MHz_Ant1 (SISO)_NTNV

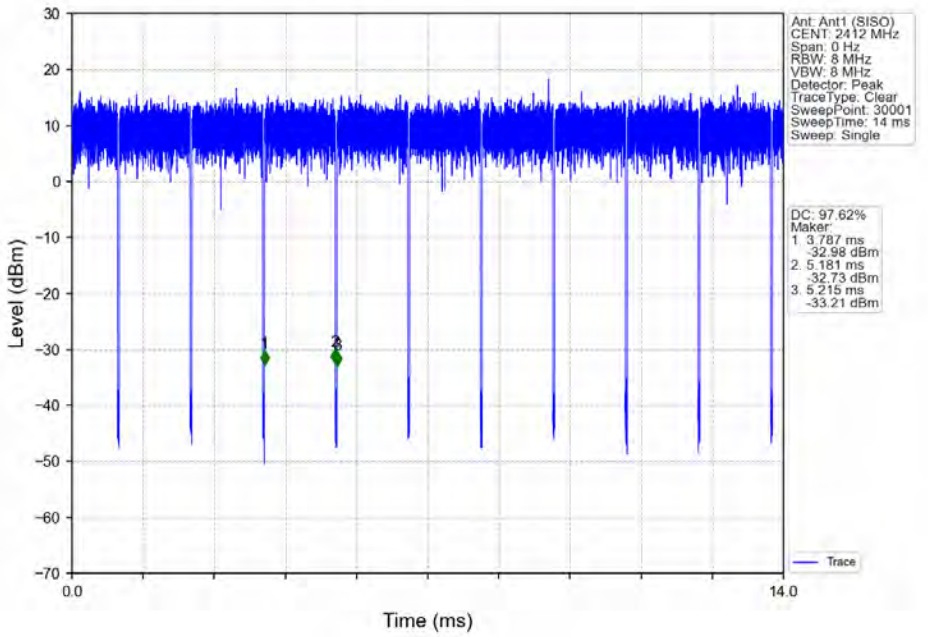

Total or partial reproduction of this document without permission of the Laboratory is not allowed.

BTF Testing Lab (Shenzhen) Co., Ltd.
F101, 201 and 301, Building 1, Block 2, Tantou Industrial Park, Tantou Community, Songgang Street, Bao'an District, Shenzhen, China

802.11g_MCH_2437MHz_Ant1 (SISO)_NTNV

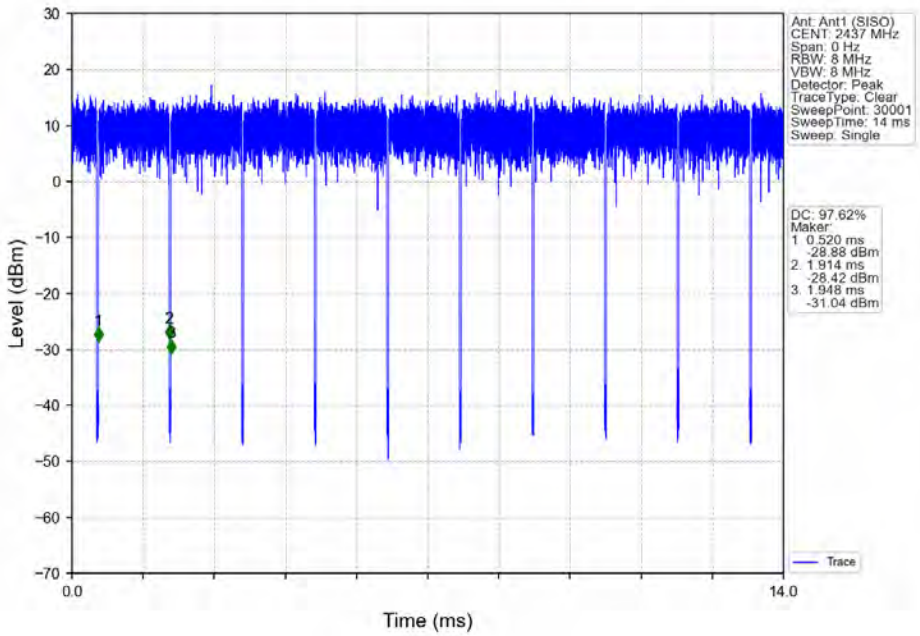

802.11g_HCH_2462MHz_Ant1 (SISO)_NTNV

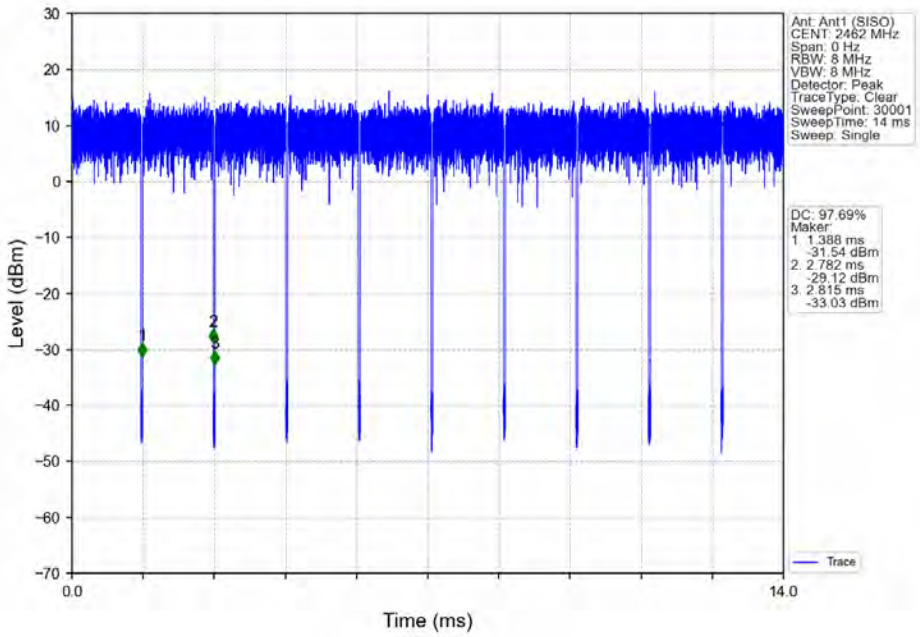

Total or partial reproduction of this document without permission of the Laboratory is not allowed.

BTF Testing Lab (Shenzhen) Co., Ltd.
F101, 201 and 301, Building 1, Block 2, Tantou Industrial Park, Tantou Community, Songgang Street, Bao'an District, Shenzhen, China

802.11n(HT20)_LCH_2412MHz_Ant1 (SISO)_NTNV

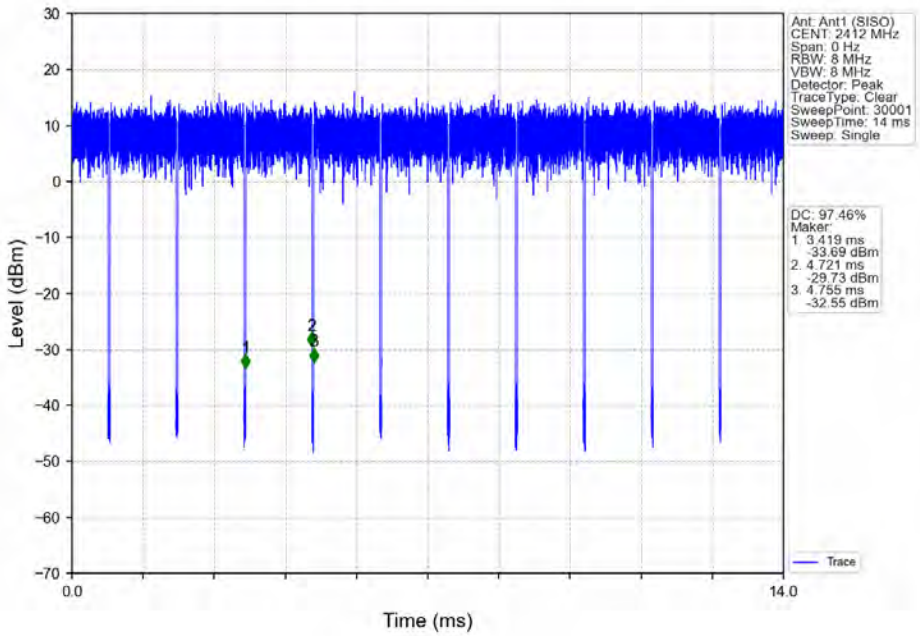

802.11n(HT20)_MCH_2437MHz_Ant1 (SISO)_NTNV

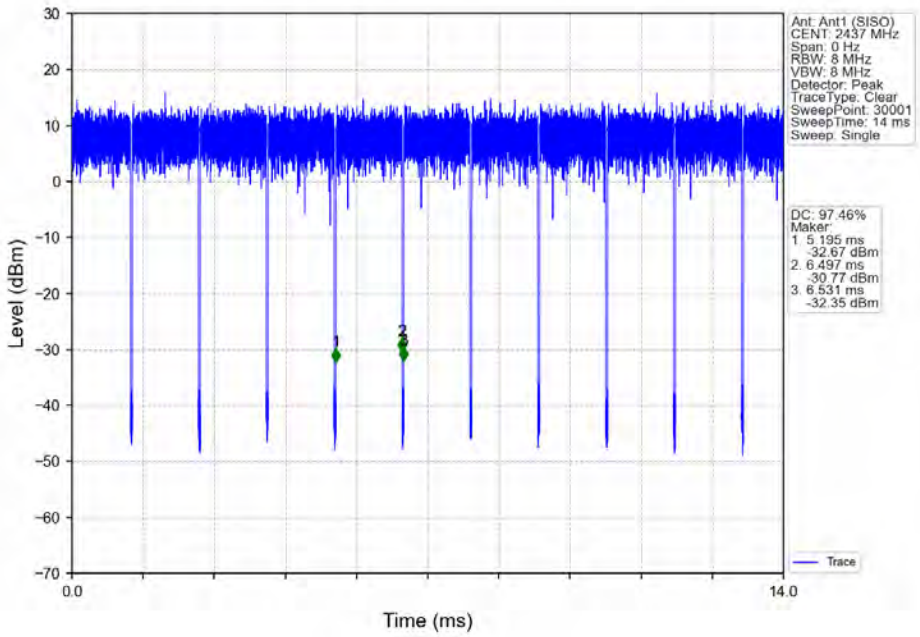

Total or partial reproduction of this document without permission of the Laboratory is not allowed.
BTF Testing Lab (Shenzhen) Co., Ltd.
F101, 201 and 301, Building 1, Block 2, Tantou Industrial Park, Tantou Community, Songgang Street, Bao'an District, Shenzhen, China

802.11n(HT20)_HCH_2462MHz_Ant1 (SISO)_NTNV

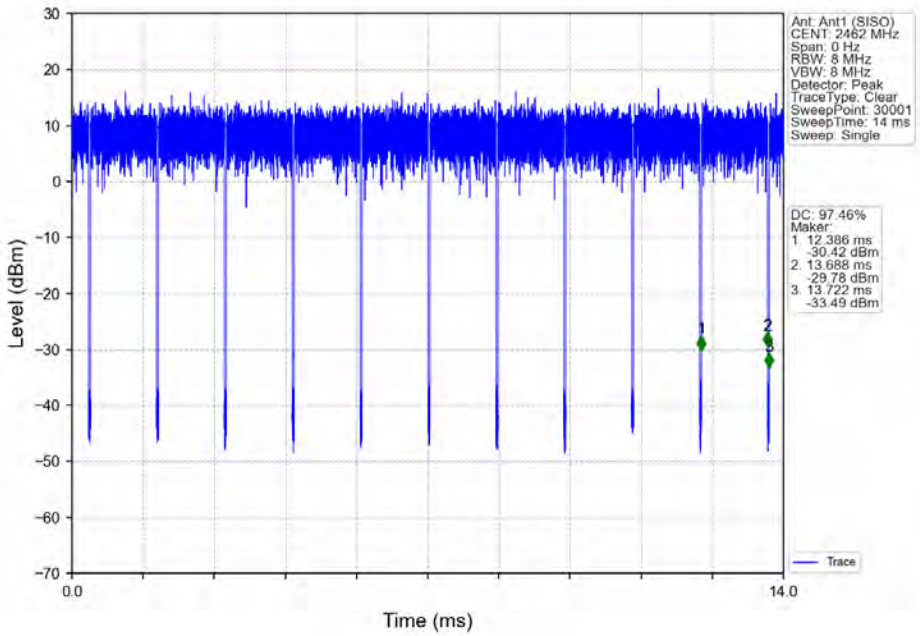

802.11n(HT40)_LCH_2422MHz_Ant1 (SISO)_NTNV

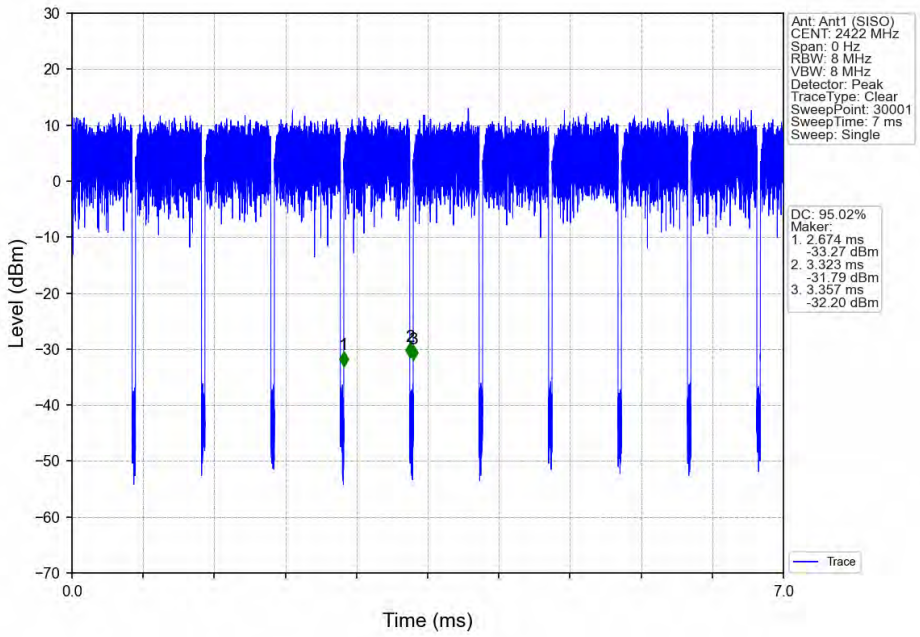

Total or partial reproduction of this document without permission of the Laboratory is not allowed.

BTF Testing Lab (Shenzhen) Co., Ltd.
F101, 201 and 301, Building 1, Block 2, Tantou Industrial Park, Tantou Community, Songgang Street, Bao'an District, Shenzhen, China

802.11n(HT40)_MCH_2437MHz_Ant1 (SISO)_NTNV

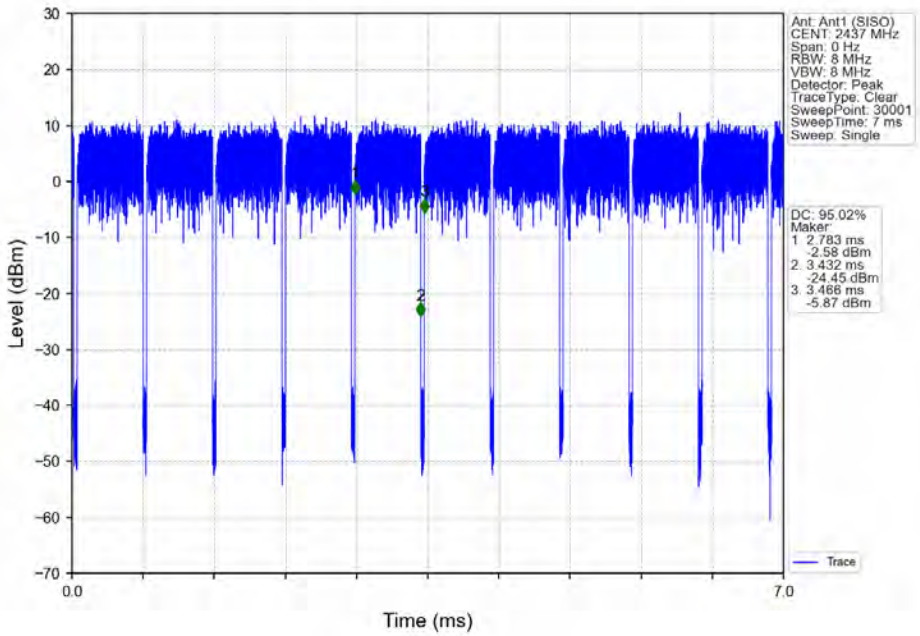

802.11n(HT40)_HCH_2452MHz_Ant1 (SISO)_NTNV

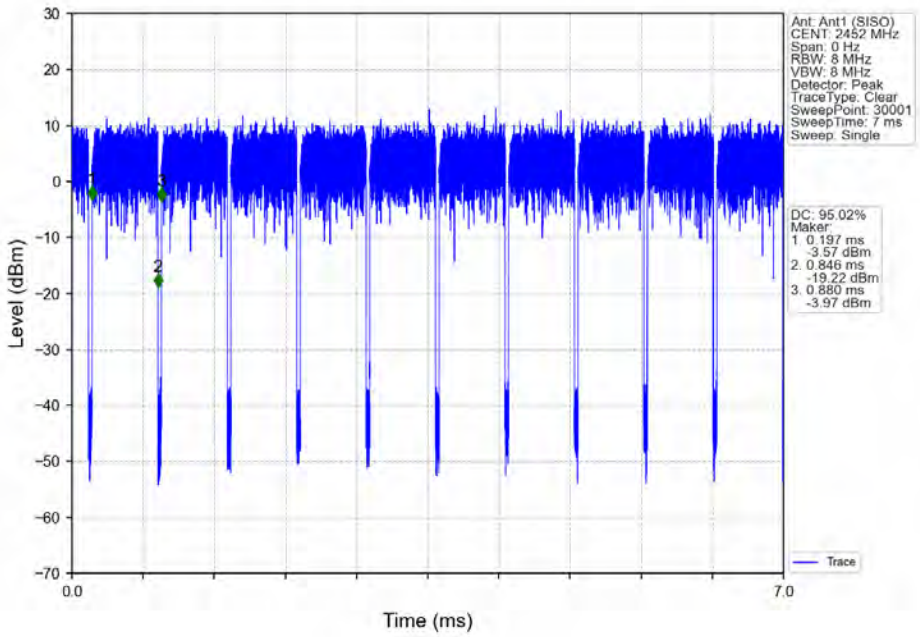

Total or partial reproduction of this document without permission of the Laboratory is not allowed.

BTF Testing Lab (Shenzhen) Co., Ltd.
F101, 201 and 301, Building 1, Block 2, Tantou Industrial Park, Tantou Community, Songgang Street, Bao'an District, Shenzhen, China

2. Bandwidth

2.1 OBW

2.1.1 Test Result

Mode	TX Type	Frequency (MHz)	ANT	99% Occupied Bandwidth (MHz)		Verdict
				Result	Limit	
802.11b	SISO	2412	1	13.020	/	Pass
		2437	1	12.974	/	Pass
		2462	1	12.945	/	Pass
802.11g	SISO	2412	1	17.484	/	Pass
		2437	1	17.472	/	Pass
		2462	1	17.444	/	Pass
802.11n (HT20)	SISO	2412	1	18.293	/	Pass
		2437	1	18.256	/	Pass
		2462	1	18.351	/	Pass
802.11n (HT40)	SISO	2422	1	36.685	/	Pass
		2437	1	36.606	/	Pass
		2452	1	36.670	/	Pass

Total or partial reproduction of this document without permission of the Laboratory is not allowed.

BTF Testing Lab (Shenzhen) Co., Ltd.
F101, 201 and 301, Building 1, Block 2, Tantou Industrial Park, Tantou Community, Songgang Street, Bao'an District, Shenzhen, China

2.1.2 Test Graph

802.11b_LCH_2412MHz_Ant1 (SISO)_NTNV

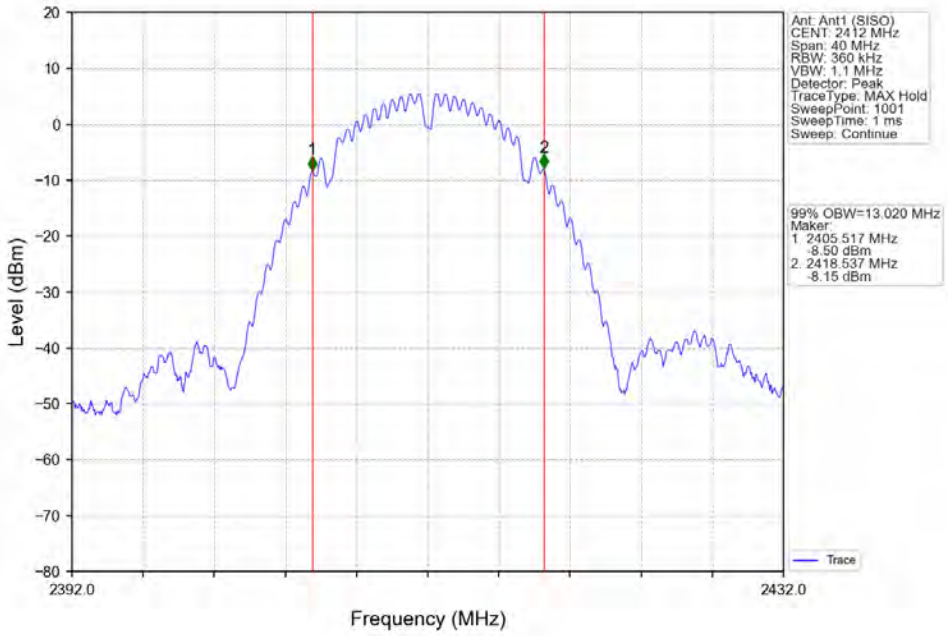

802.11b_MCH_2437MHz_Ant1 (SISO)_NTNV

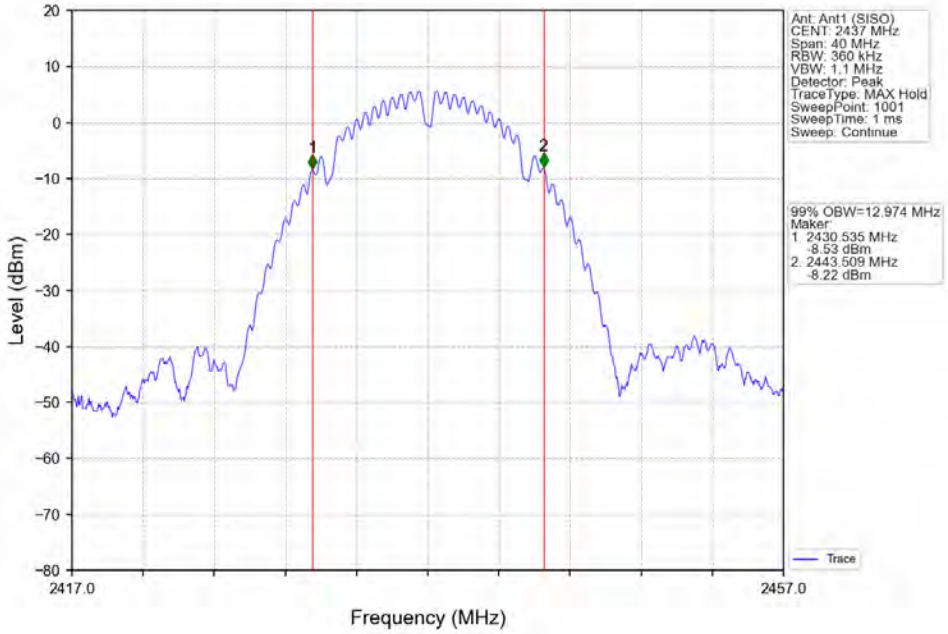

Total or partial reproduction of this document without permission of the Laboratory is not allowed.

BTF Testing Lab (Shenzhen) Co., Ltd.
F101, 201 and 301, Building 1, Block 2, Tantou Industrial Park, Tantou Community, Songgang Street, Bao'an District, Shenzhen, China

802.11b_HCH_2462MHz_Ant1 (SISO)_NTNV

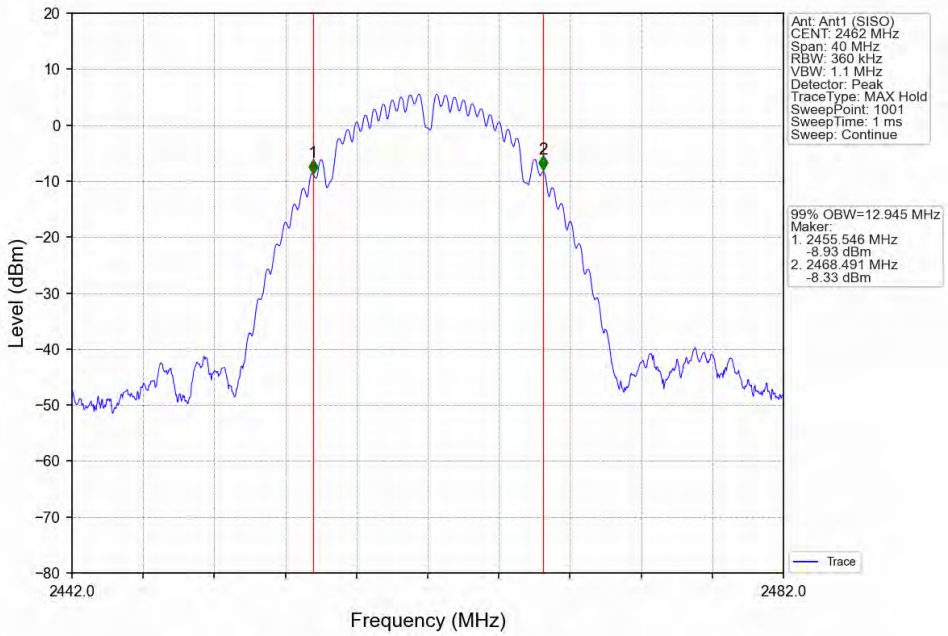

802.11g_LCH_2412MHz_Ant1 (SISO)_NTNV

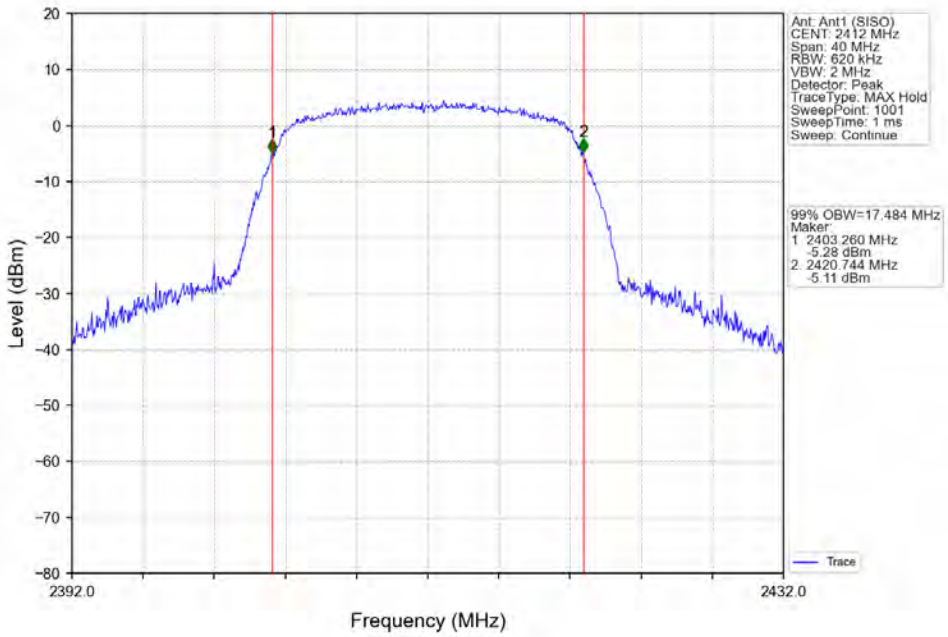

Total or partial reproduction of this document without permission of the Laboratory is not allowed.
BTF Testing Lab (Shenzhen) Co., Ltd.
F101, 201 and 301, Building 1, Block 2, Tantou Industrial Park, Tantou Community, Songgang Street, Bao'an District, Shenzhen, China

802.11g_MCH_2437MHz_Ant1 (SISO)_NTNV

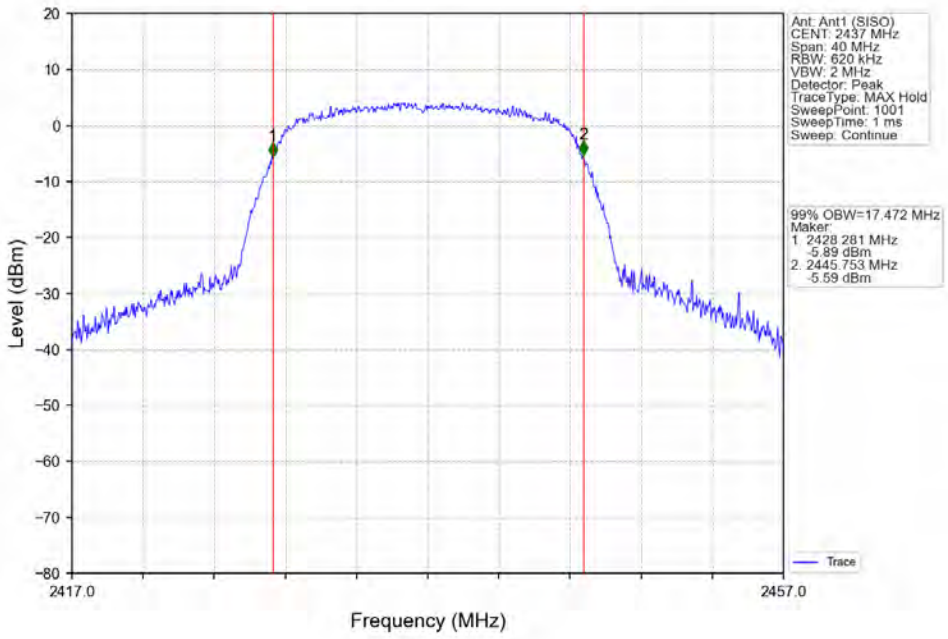

802.11g_HCH_2462MHz_Ant1 (SISO)_NTNV

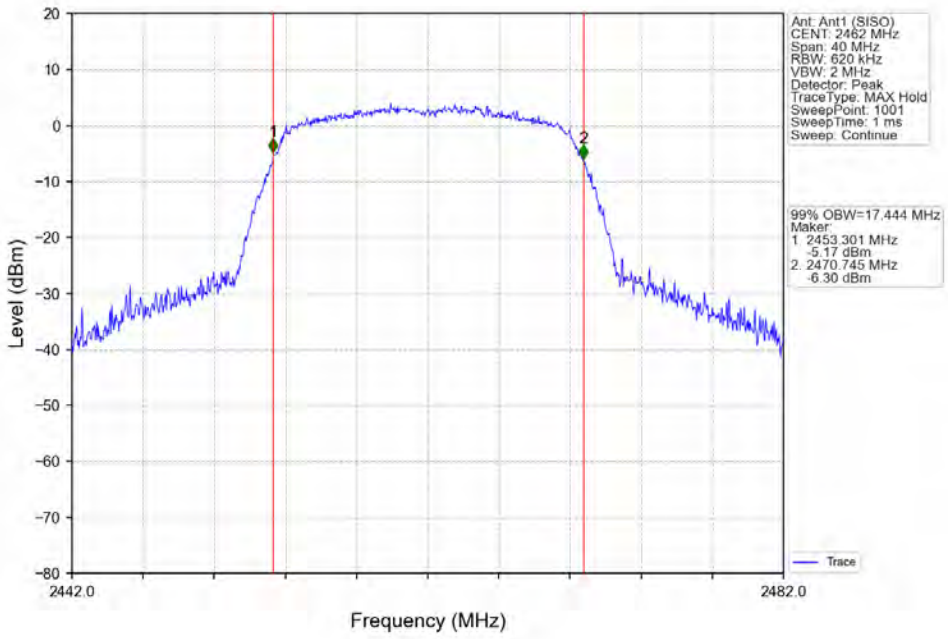

Total or partial reproduction of this document without permission of the Laboratory is not allowed.

BTF Testing Lab (Shenzhen) Co., Ltd.
F101, 201 and 301, Building 1, Block 2, Tantou Industrial Park, Tantou Community, Songgang Street, Bao'an District, Shenzhen, China

802.11n(HT20)_LCH_2412MHz_Ant1 (SISO)_NTNV

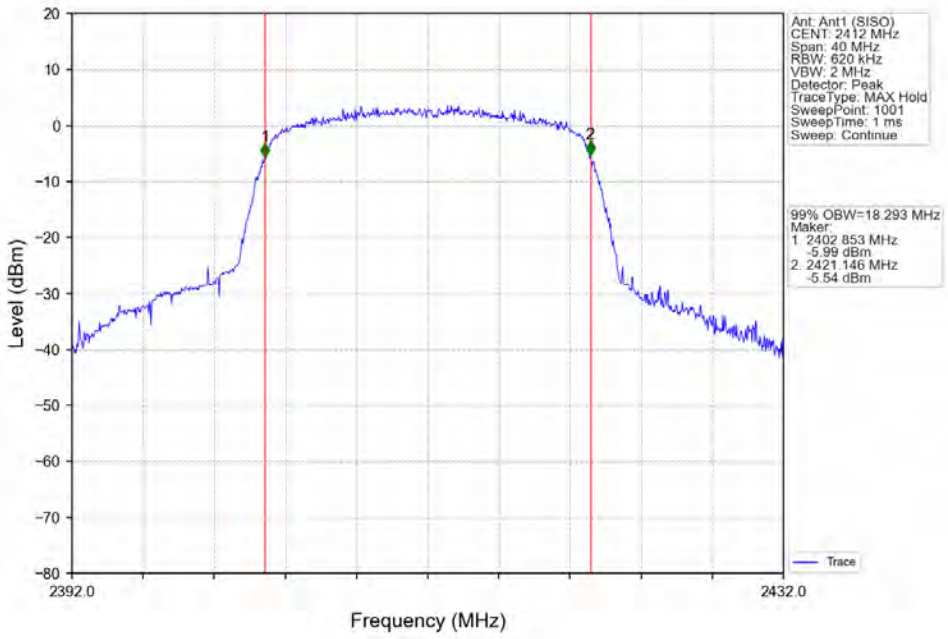

802.11n(HT20)_MCH_2437MHz_Ant1 (SISO)_NTNV

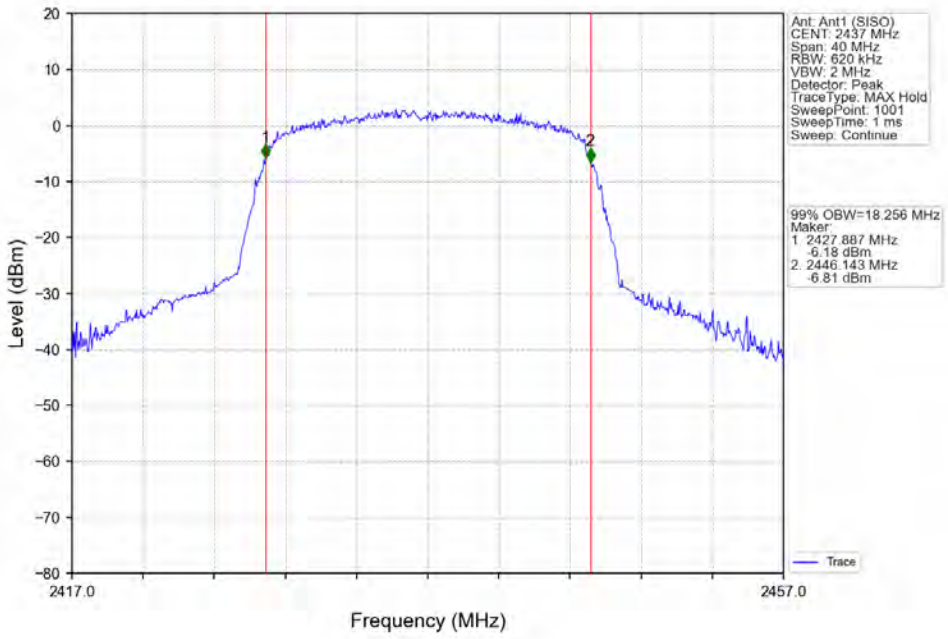

Total or partial reproduction of this document without permission of the Laboratory is not allowed.

BTF Testing Lab (Shenzhen) Co., Ltd.
F101, 201 and 301, Building 1, Block 2, Tantou Industrial Park, Tantou Community, Songgang Street, Bao'an District, Shenzhen, China

802.11n(HT20)_HCH_2462MHz_Ant1 (SISO)_NTNV

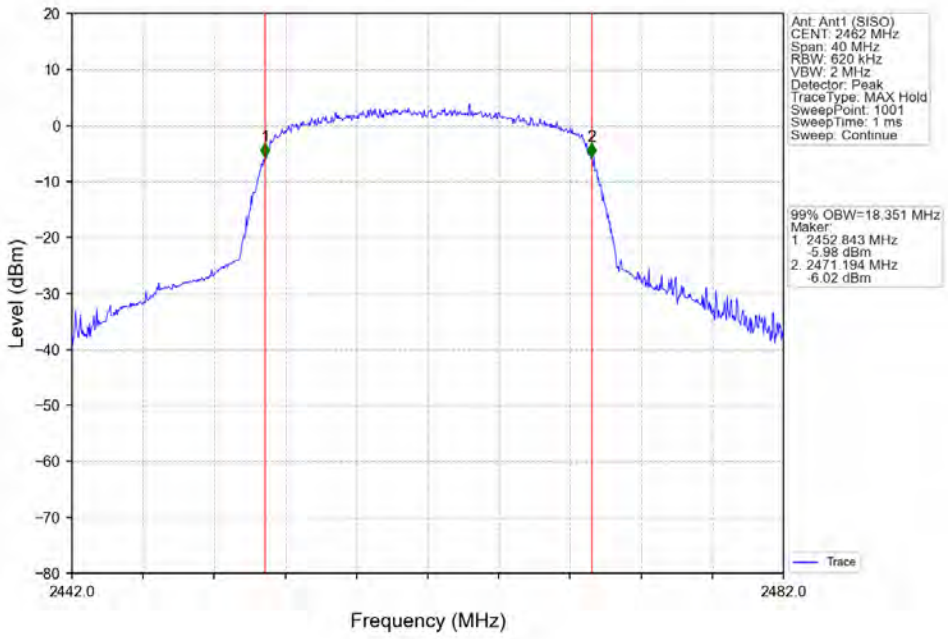

802.11n(HT40)_LCH_2422MHz_Ant1 (SISO)_NTNV

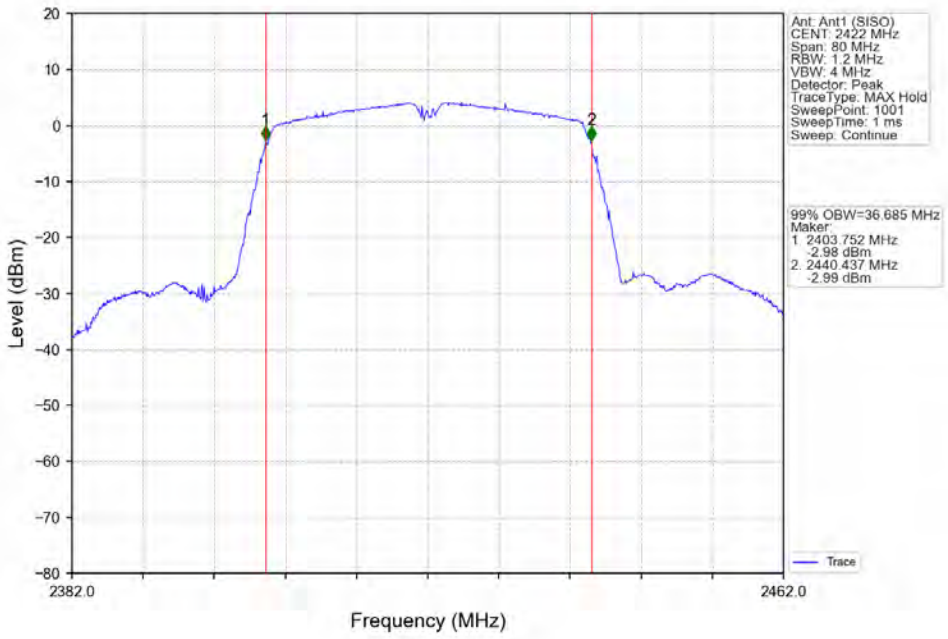

Total or partial reproduction of this document without permission of the Laboratory is not allowed.

BTF Testing Lab (Shenzhen) Co., Ltd.
F101, 201 and 301, Building 1, Block 2, Tantou Industrial Park, Tantou Community, Songgang Street, Bao'an District, Shenzhen, China

802.11n(HT40)_MCH_2437MHz_Ant1 (SISO)_NTNV

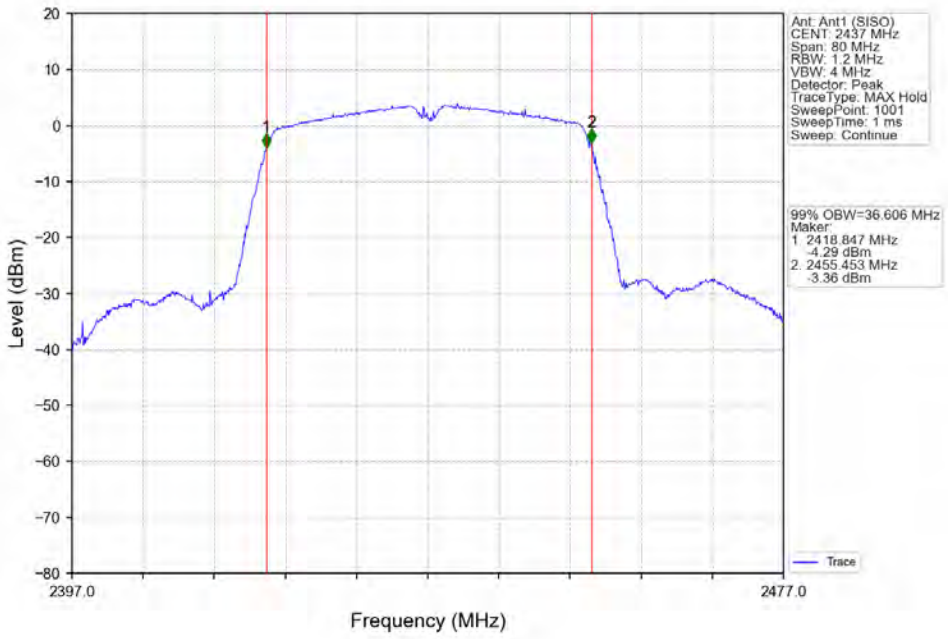

802.11n(HT40)_HCH_2452MHz_Ant1 (SISO)_NTNV

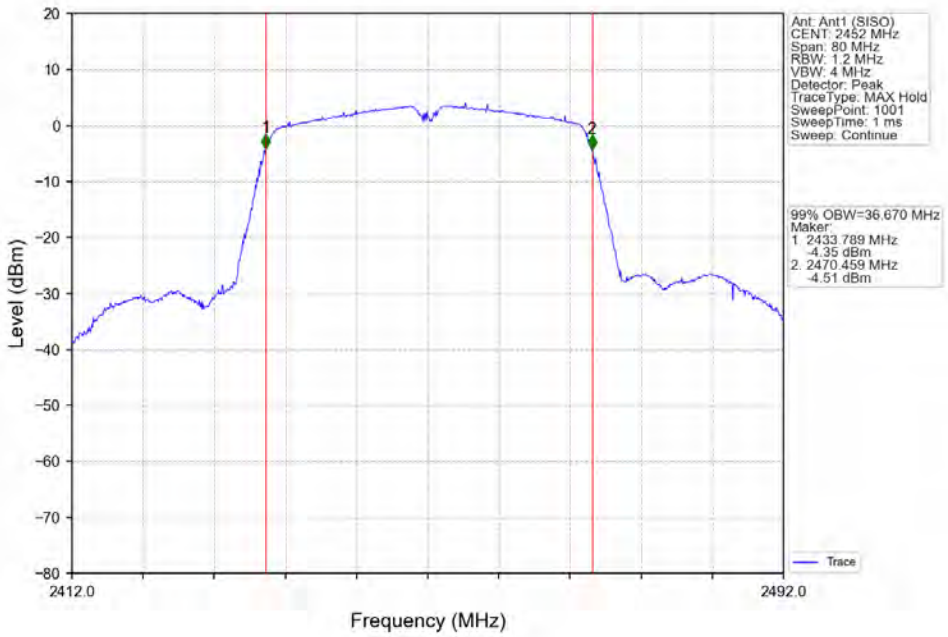

Total or partial reproduction of this document without permission of the Laboratory is not allowed.

BTF Testing Lab (Shenzhen) Co., Ltd.
F101, 201 and 301, Building 1, Block 2, Tantou Industrial Park, Tantou Community, Songgang Street, Bao'an District, Shenzhen, China

2.2 6dB BW

2.2.1 Test Result

Mode	TX Type	Frequency (MHz)	ANT	6dB Bandwidth (MHz)		Verdict
				Result	Limit	
802.11b	SISO	2412	1	8.585	>=0.5	Pass
		2437	1	8.091	>=0.5	Pass
		2462	1	8.089	>=0.5	Pass
802.11g	SISO	2412	1	15.169	>=0.5	Pass
		2437	1	15.165	>=0.5	Pass
		2462	1	15.172	>=0.5	Pass
802.11n (HT20)	SISO	2412	1	15.176	>=0.5	Pass
		2437	1	15.470	>=0.5	Pass
		2462	1	15.170	>=0.5	Pass
802.11n (HT40)	SISO	2422	1	35.164	>=0.5	Pass
		2437	1	35.160	>=0.5	Pass
		2452	1	35.160	>=0.5	Pass

Total or partial reproduction of this document without permission of the Laboratory is not allowed.

BTF Testing Lab (Shenzhen) Co., Ltd.
F101, 201 and 301, Building 1, Block 2, Tantou Industrial Park, Tantou Community, Songgang Street, Bao'an District, Shenzhen, China

2.2.2 Test Graph

802.11b_LCH_2412MHz_Ant1 (SISO)_NTNV

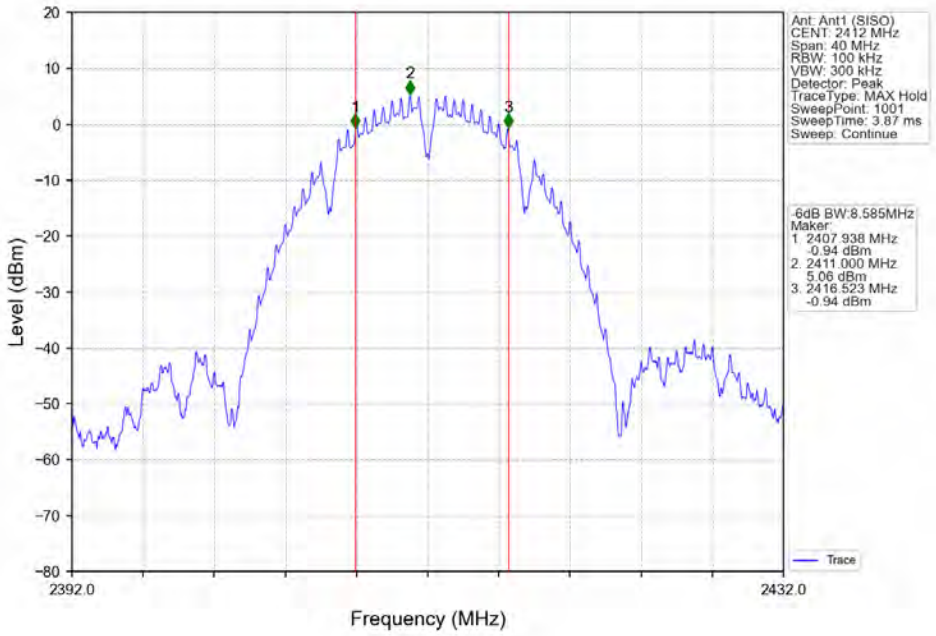

802.11b_MCH_2437MHz_Ant1 (SISO)_NTNV

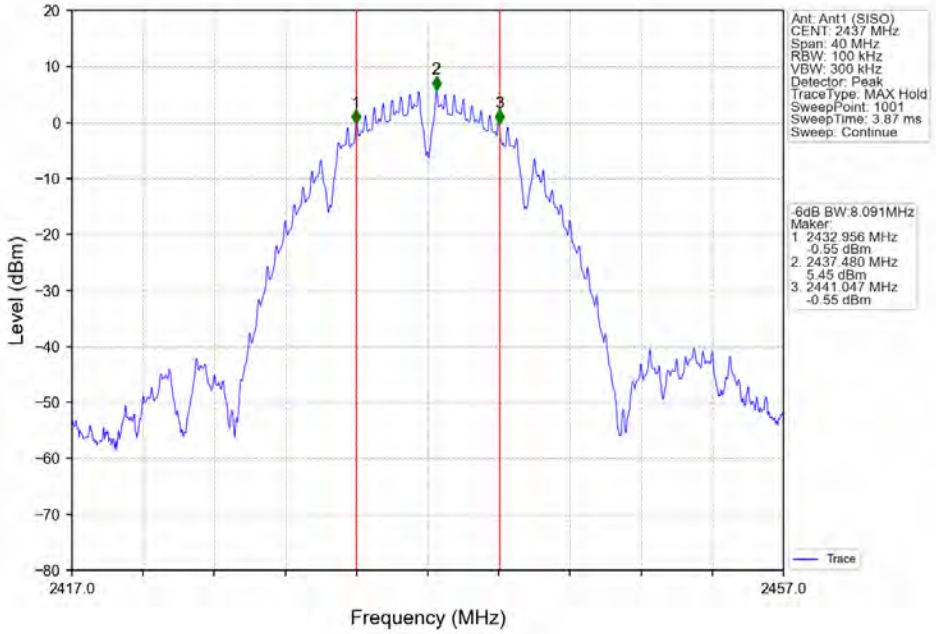

Total or partial reproduction of this document without permission of the Laboratory is not allowed.

BTF Testing Lab (Shenzhen) Co., Ltd.
F101, 201 and 301, Building 1, Block 2, Tantou Industrial Park, Tantou Community, Songgang Street, Bao'an District, Shenzhen, China

802.11b_HCH_2462MHz_Ant1 (SISO)_NTNV

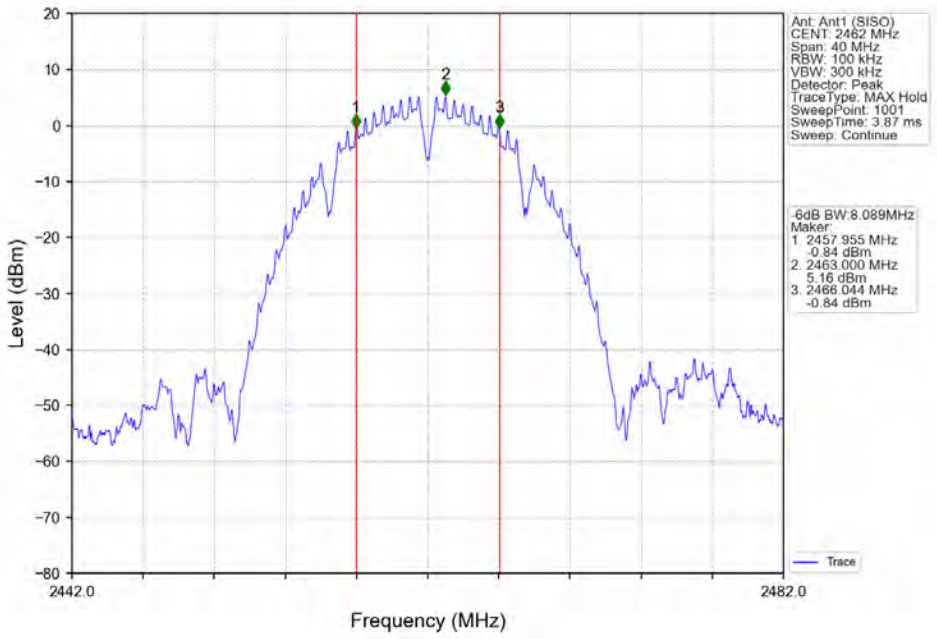

802.11g_LCH_2412MHz_Ant1 (SISO)_NTNV

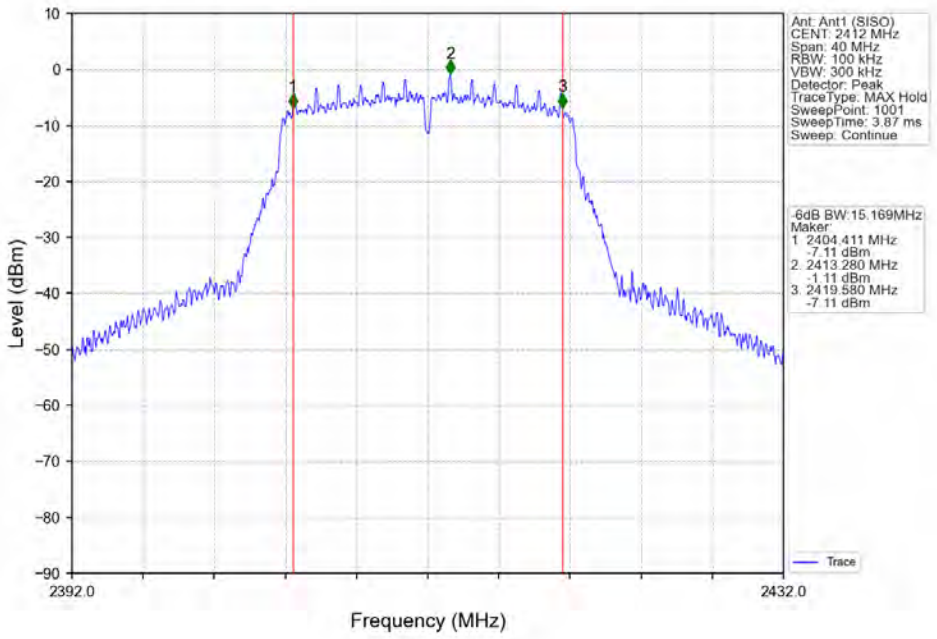

Total or partial reproduction of this document without permission of the Laboratory is not allowed.

BTF Testing Lab (Shenzhen) Co., Ltd.
F101, 201 and 301, Building 1, Block 2, Tantou Industrial Park, Tantou Community, Songgang Street, Bao'an District, Shenzhen, China

802.11g_MCH_2437MHz_Ant1 (SISO)_NTNV

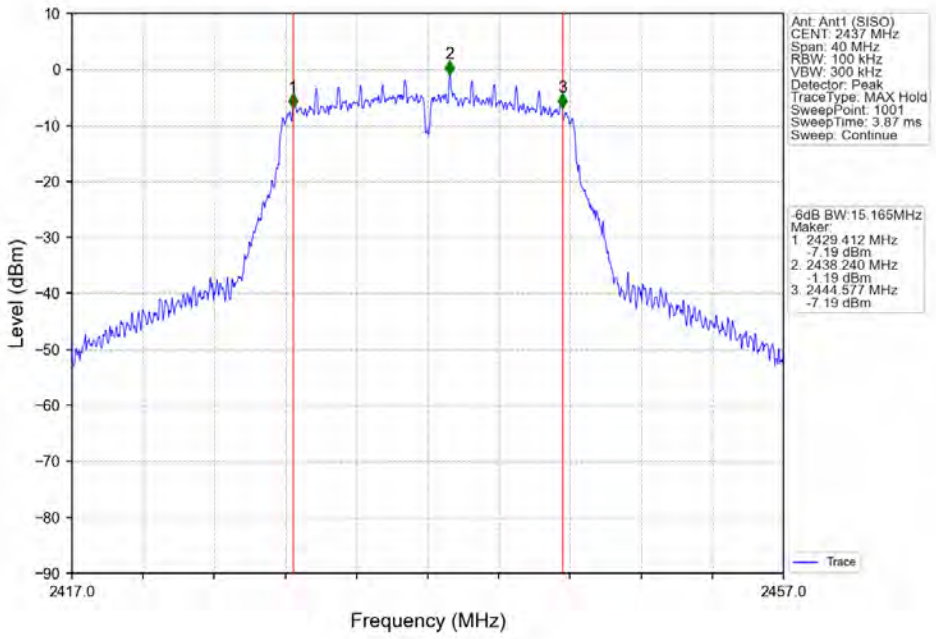

802.11g_HCH_2462MHz_Ant1 (SISO)_NTNV

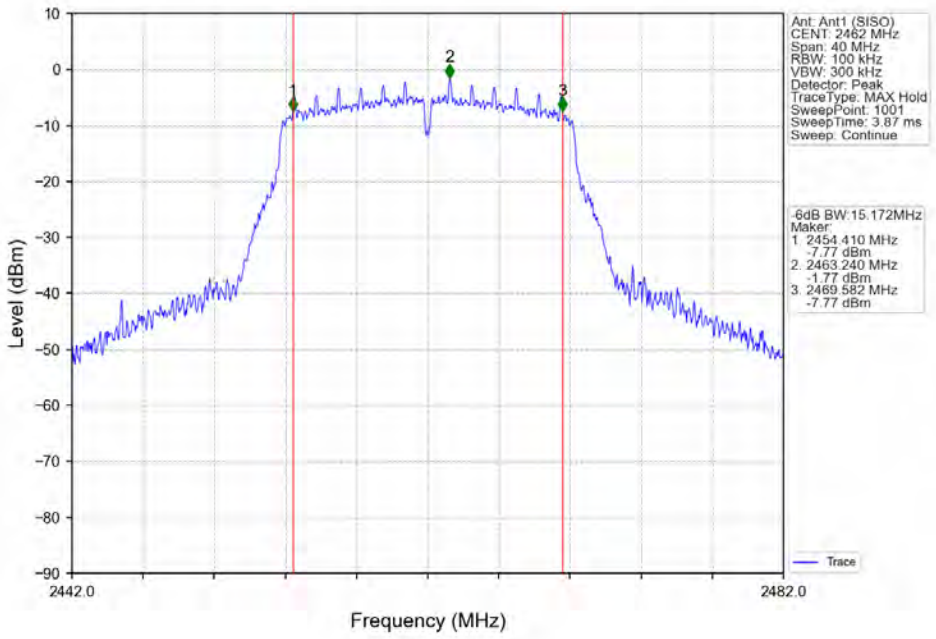

Total or partial reproduction of this document without permission of the Laboratory is not allowed.
BTF Testing Lab (Shenzhen) Co., Ltd.
F101, 201 and 301, Building 1, Block 2, Tantou Industrial Park, Tantou Community, Songgang Street, Bao'an District, Shenzhen, China

802.11n(HT20)_LCH_2412MHz_Ant1 (SISO)_NTNV

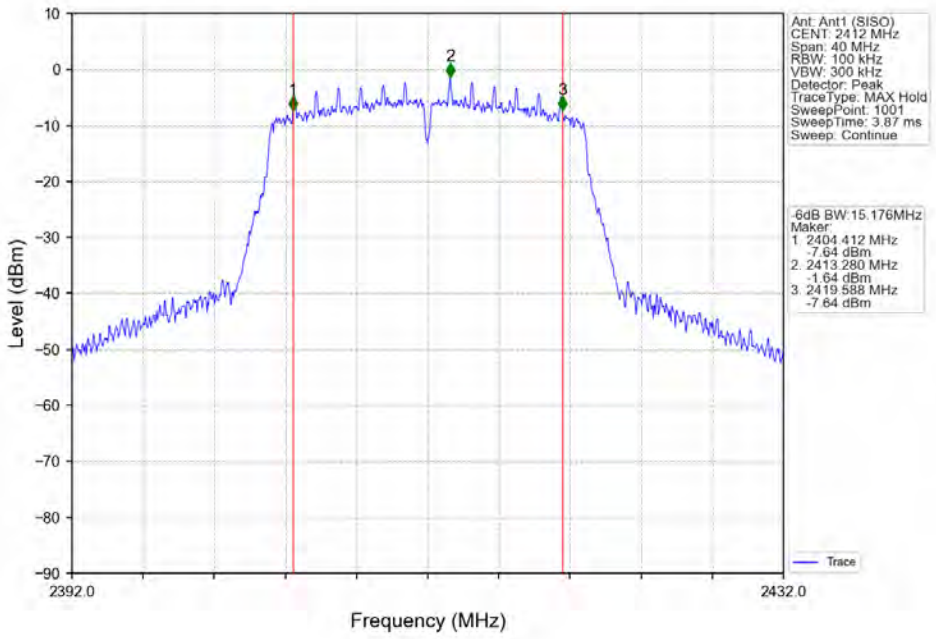

802.11n(HT20)_MCH_2437MHz_Ant1 (SISO)_NTNV

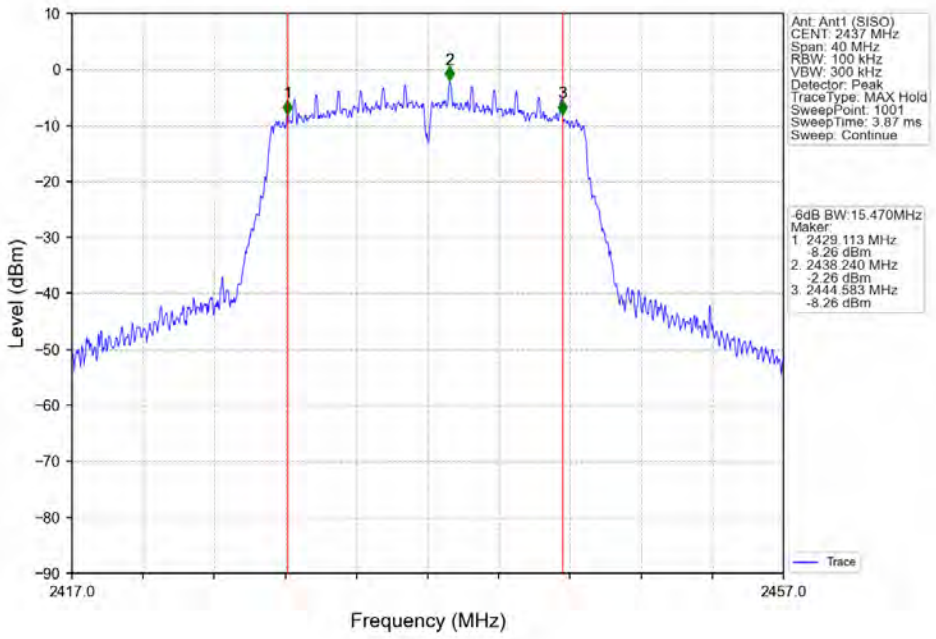

Total or partial reproduction of this document without permission of the Laboratory is not allowed.

BTF Testing Lab (Shenzhen) Co., Ltd.
F101, 201 and 301, Building 1, Block 2, Tantou Industrial Park, Tantou Community, Songgang Street, Bao'an District, Shenzhen, China

802.11n(HT20)_HCH_2462MHz_Ant1 (SISO)_NTNV

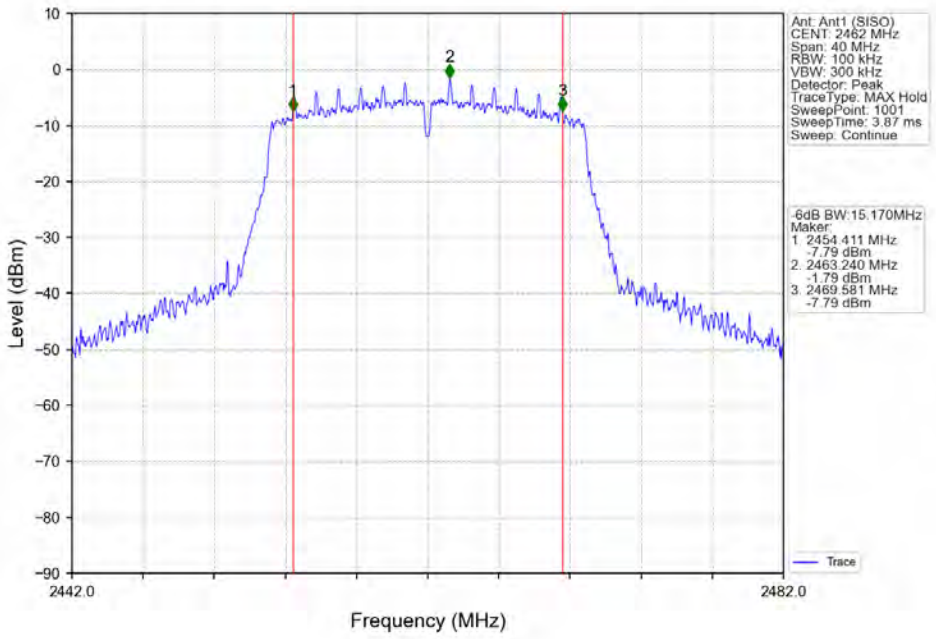

802.11n(HT40)_LCH_2422MHz_Ant1 (SISO)_NTNV

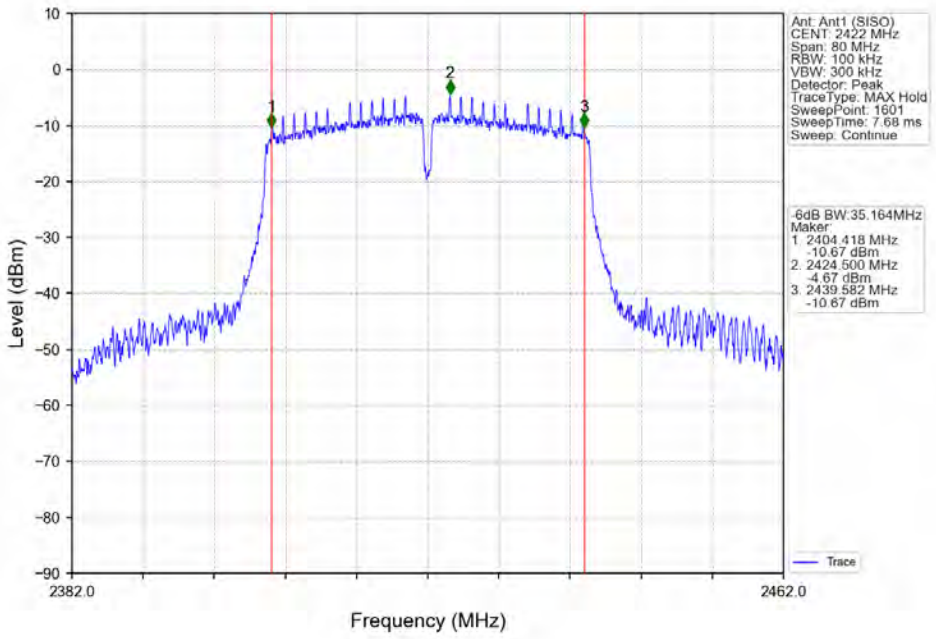

Total or partial reproduction of this document without permission of the Laboratory is not allowed.

BTF Testing Lab (Shenzhen) Co., Ltd.
F101, 201 and 301, Building 1, Block 2, Tantou Industrial Park, Tantou Community, Songgang Street, Bao'an District, Shenzhen, China

802.11n(HT40)_MCH_2437MHz_Ant1 (SISO)_NTNV

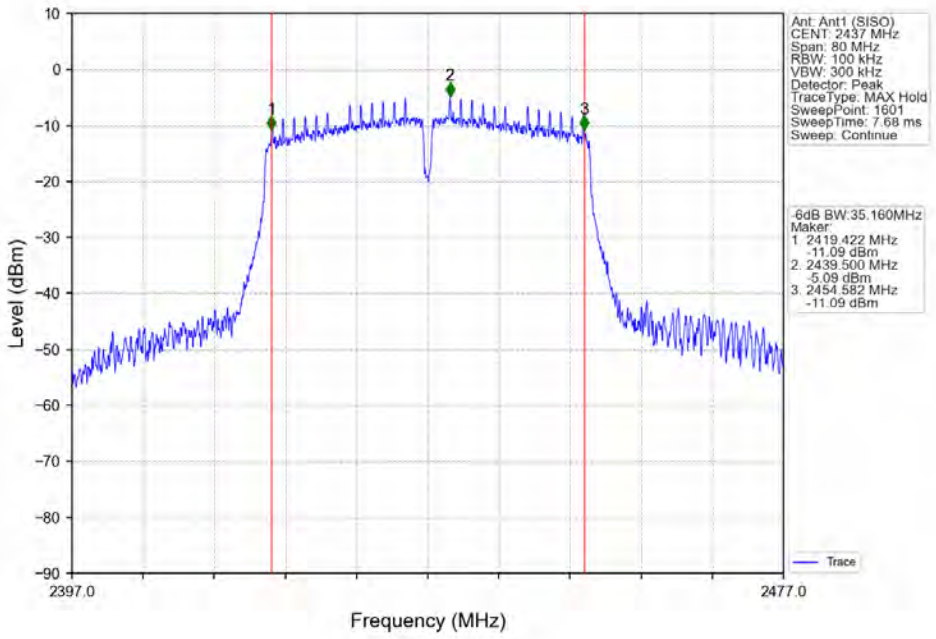

802.11n(HT40)_HCH_2452MHz_Ant1 (SISO)_NTNV

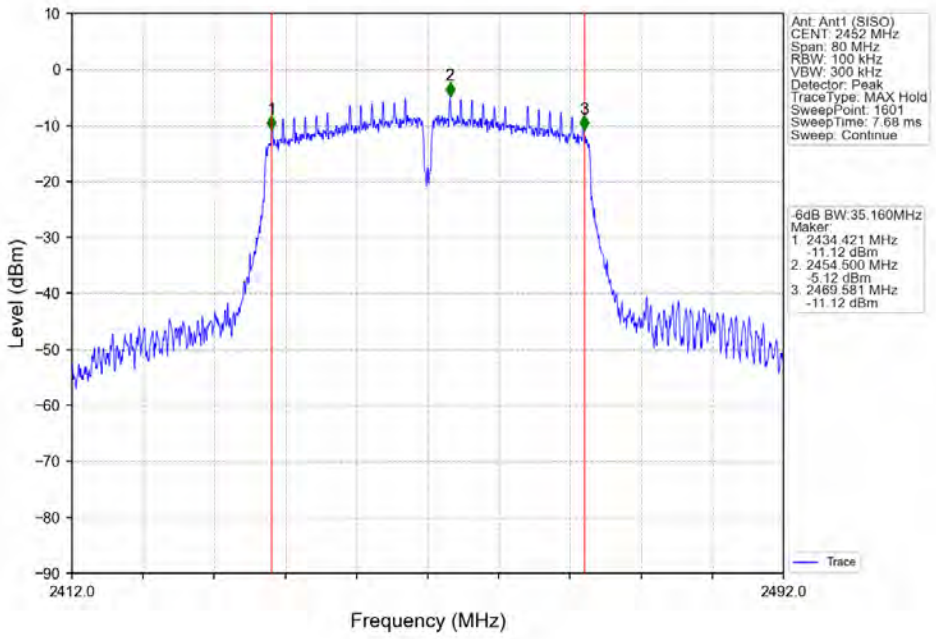

Total or partial reproduction of this document without permission of the Laboratory is not allowed.

BTF Testing Lab (Shenzhen) Co., Ltd.
F101, 201 and 301, Building 1, Block 2, Tantou Industrial Park, Tantou Community, Songgang Street, Bao'an District, Shenzhen, China

3. Maximum Conducted Output Power

3.1 Power

3.1.1 Test Result

Mode	TX Type	Frequency (MHz)	Maximum Peak Conducted Output Power (dBm)					Verdict
			ANT1	ANT2	ANT3	ANT4	Limit	
802.11b	SISO	2412	15.65	14.41	14.96	15.15	<=30	Pass
		2437	15.52	13.90	14.84	14.98	<=30	Pass
		2462	15.48	14.34	14.80	14.47	<=30	Pass
802.11g	SISO	2412	15.81	16.32	15.84	15.88	<=30	Pass
		2437	16.26	15.63	15.68	15.77	<=30	Pass
		2462	15.79	15.66	15.74	15.77	<=30	Pass
802.11n (HT20)	SISO	2412	15.72	15.53	15.59	15.69	<=30	Pass
		2437	15.10	15.14	15.71	15.63	<=30	Pass
		2462	15.51	15.54	15.59	15.57	<=30	Pass
802.11n (HT40)	SISO	2422	16.21	16.26	16.22	16.35	<=30	Pass
		2437	15.78	15.58	16.27	16.29	<=30	Pass
		2452	15.72	16.07	16.20	16.30	<=30	Pass
Note1: Antenna Gain: Ant1: 1.48dBi; Ant2: 1.48dBi; Ant3: 1.48dBi; Ant4: 1.48dBi;								

4. Maximum Power Spectral Density

4.1 PSD

4.1.1 Test Result

Mode	TX Type	Frequency (MHz)	Maximum PSD (dBm/3kHz)					Verdict
			ANT1	ANT2	ANT3	ANT4	Limit	
802.11b	SISO	2412	-9.99	-10.63	-9.99	-9.51	<=8	Pass
		2437	-9.72	-10.41	-9.43	-10.12	<=8	Pass
		2462	-8.95	-10.48	-9.75	-8.67	<=8	Pass
802.11g	SISO	2412	-16.72	-15.95	-16.79	-15.72	<=8	Pass
		2437	-15.58	-16.37	-16.21	-16.11	<=8	Pass
		2462	-16.27	-15.92	-17.32	-16.25	<=8	Pass
802.11n (HT20)	SISO	2412	-15.75	-16.41	-16.90	-16.08	<=8	Pass
		2437	-17.55	-17.62	-16.93	-17.15	<=8	Pass
		2462	-17.52	-16.47	-16.74	-17.35	<=8	Pass
802.11n (HT40)	SISO	2422	-17.34	-19.38	-19.94	-20.00	<=8	Pass
		2437	-20.40	-20.34	-18.83	-19.19	<=8	Pass
		2452	-20.05	-20.11	-19.98	-18.61	<=8	Pass
Note1: Antenna Gain: Ant1: 1.48dBi; Ant2: 1.48dBi; Ant3: 1.48dBi; Ant4: 1.48dBi;								

Total or partial reproduction of this document without permission of the Laboratory is not allowed.

BTF Testing Lab (Shenzhen) Co., Ltd.
F101, 201 and 301, Building 1, Block 2, Tantou Industrial Park, Tantou Community, Songgang Street, Bao'an District, Shenzhen, China

4.1.2 Test Graph

802.11b_LCH_2412MHz_Ant1 (SISO)_NTNV

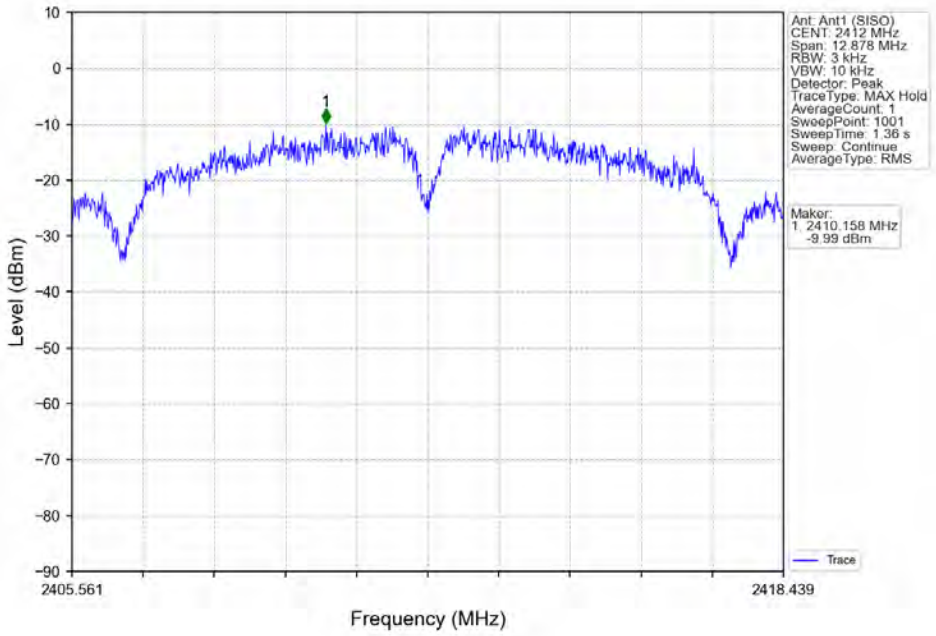

802.11b_LCH_2412MHz_Ant2 (SISO)_NTNV

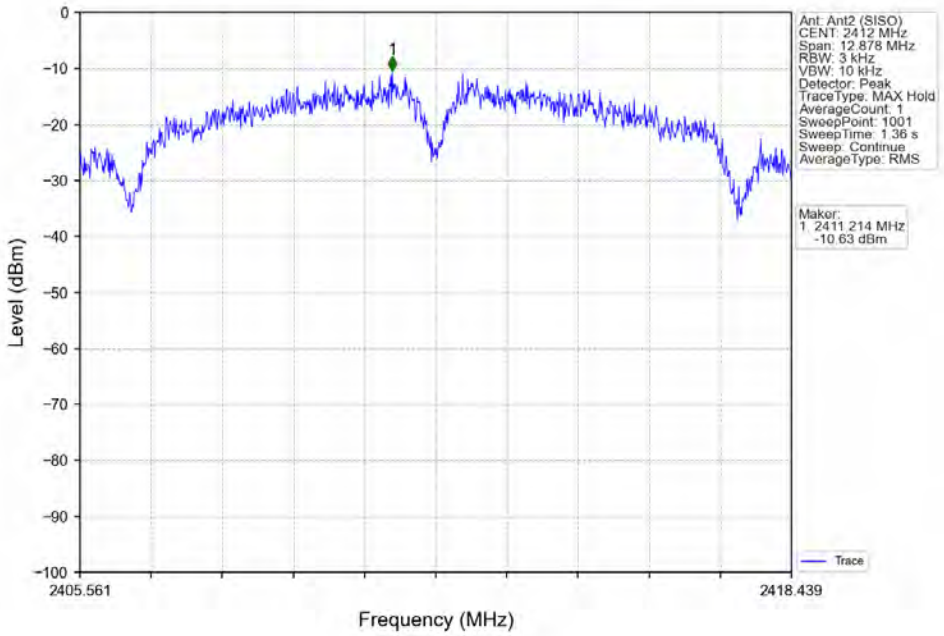

Total or partial reproduction of this document without permission of the Laboratory is not allowed.

BTF Testing Lab (Shenzhen) Co., Ltd.
F101, 201 and 301, Building 1, Block 2, Tantou Industrial Park, Tantou Community, Songgang Street, Bao'an District, Shenzhen, China

802.11b_LCH_2412MHz_Ant3 (SISO)_NTNV

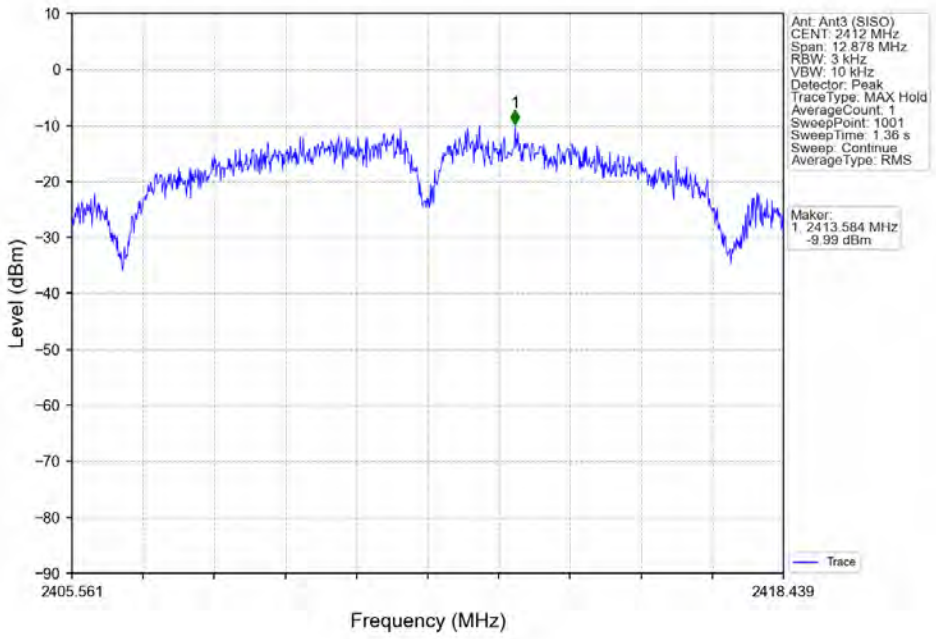

802.11b_LCH_2412MHz_Ant4 (SISO)_NTNV

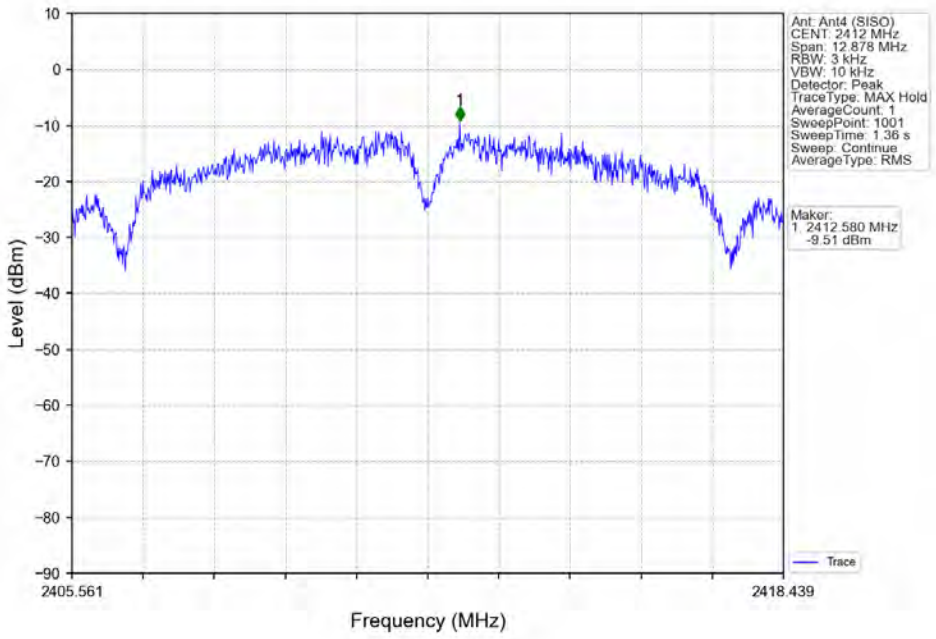

Total or partial reproduction of this document without permission of the Laboratory is not allowed.
BTF Testing Lab (Shenzhen) Co., Ltd.
F101, 201 and 301, Building 1, Block 2, Tantou Industrial Park, Tantou Community, Songgang Street, Bao'an District, Shenzhen, China

802.11b_MCH_2437MHz_Ant1 (SISO)_NTNV

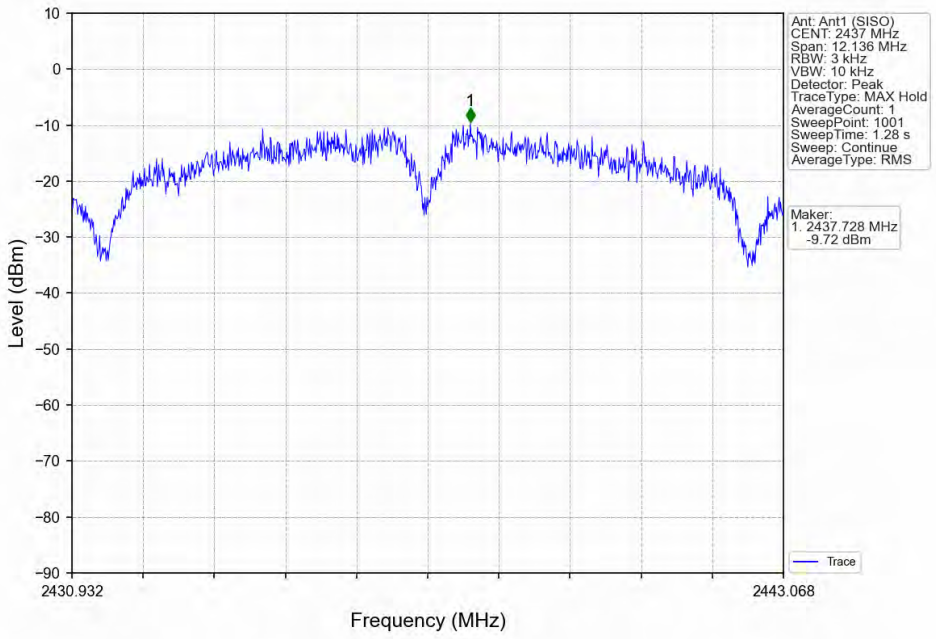

802.11b_MCH_2437MHz_Ant2 (SISO)_NTNV

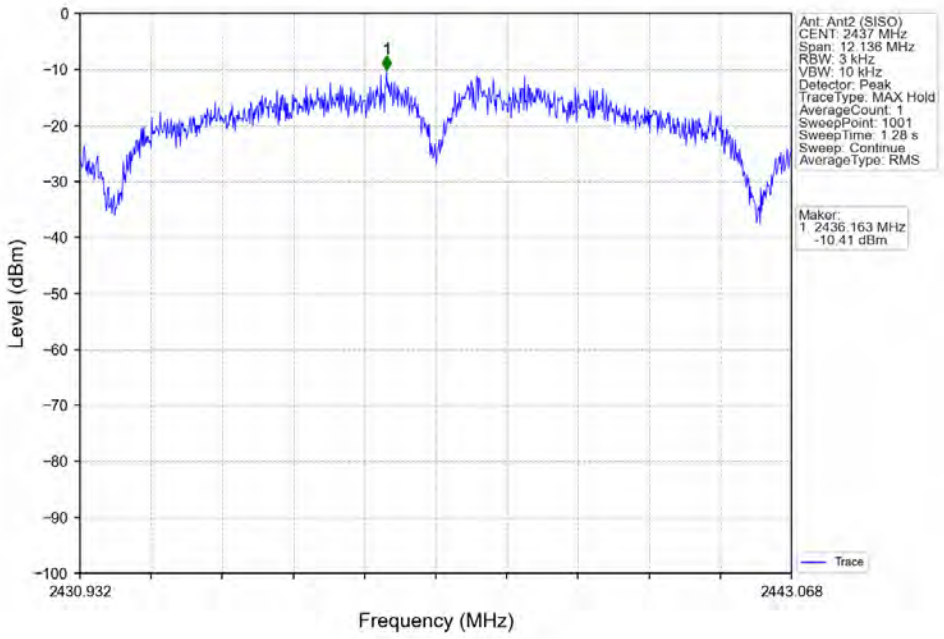

Total or partial reproduction of this document without permission of the Laboratory is not allowed.

BTF Testing Lab (Shenzhen) Co., Ltd.
F101, 201 and 301, Building 1, Block 2, Tantou Industrial Park, Tantou Community, Songgang Street, Bao'an District, Shenzhen, China

802.11b_MCH_2437MHz_Ant3 (SISO)_NTNV

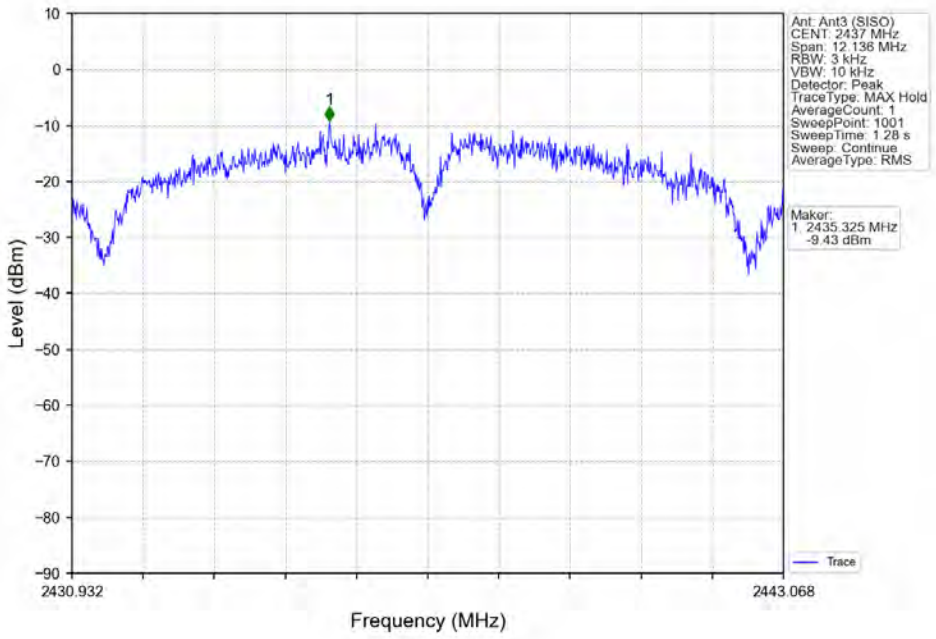

802.11b_MCH_2437MHz_Ant4 (SISO)_NTNV

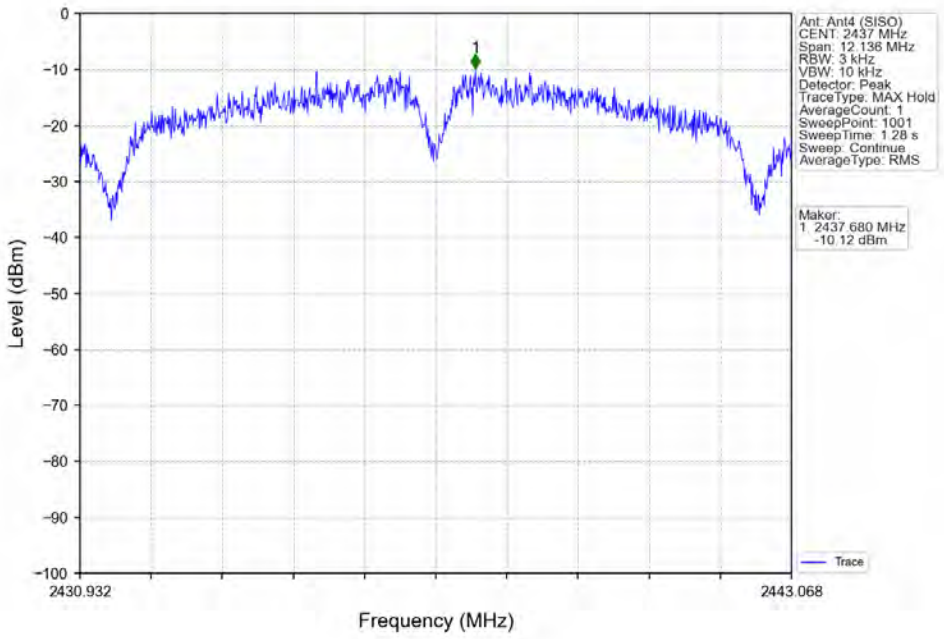

Total or partial reproduction of this document without permission of the Laboratory is not allowed.

BTF Testing Lab (Shenzhen) Co., Ltd.
F101, 201 and 301, Building 1, Block 2, Tantou Industrial Park, Tantou Community, Songgang Street, Bao'an District, Shenzhen, China

802.11b_HCH_2462MHz_Ant1 (SISO)_NTNV

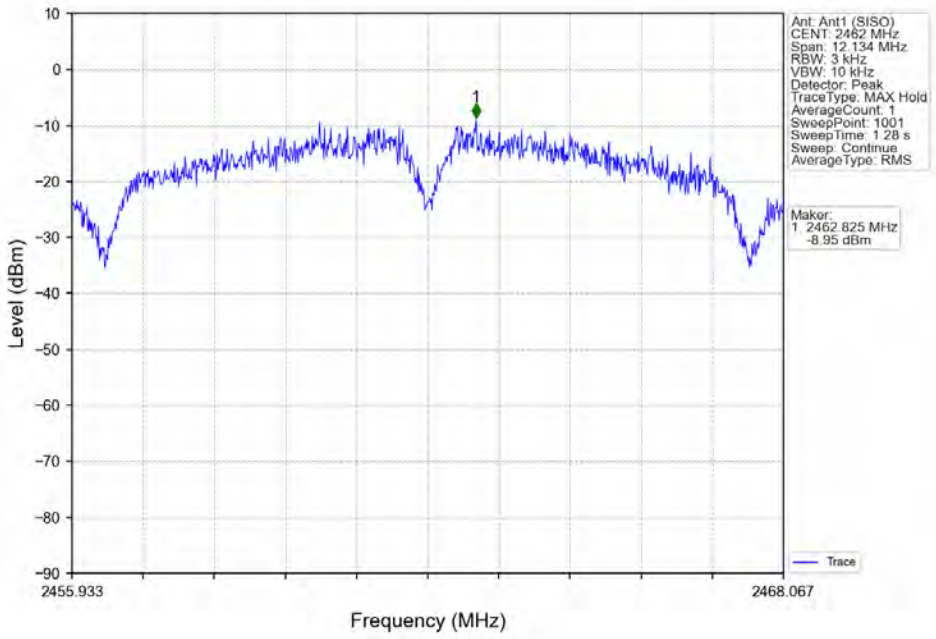

802.11b_HCH_2462MHz_Ant2 (SISO)_NTNV

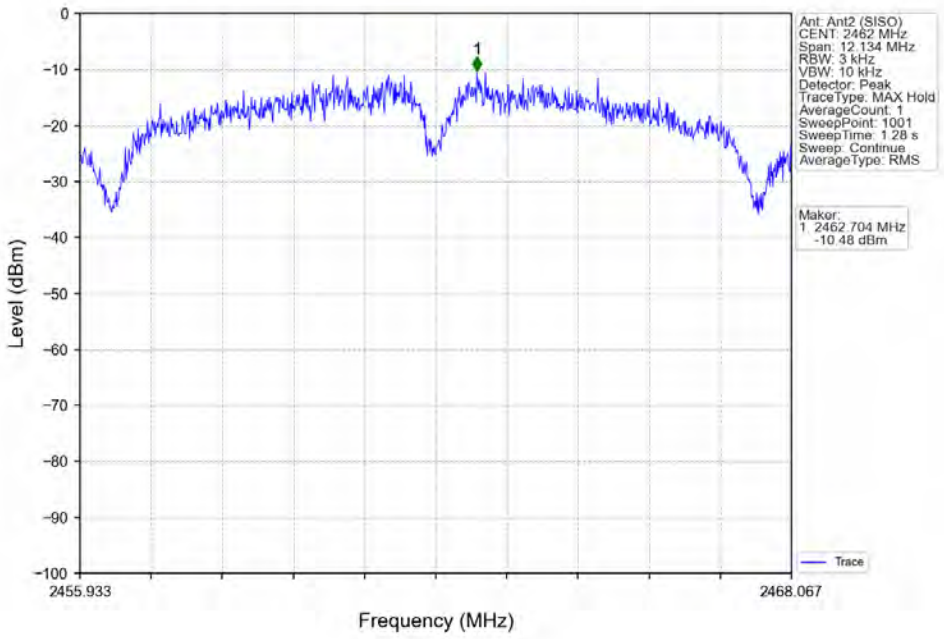

Total or partial reproduction of this document without permission of the Laboratory is not allowed.

BTF Testing Lab (Shenzhen) Co., Ltd.
F101, 201 and 301, Building 1, Block 2, Tantou Industrial Park, Tantou Community, Songgang Street, Bao'an District, Shenzhen, China

802.11b_HCH_2462MHz_Ant3 (SISO)_NTNV

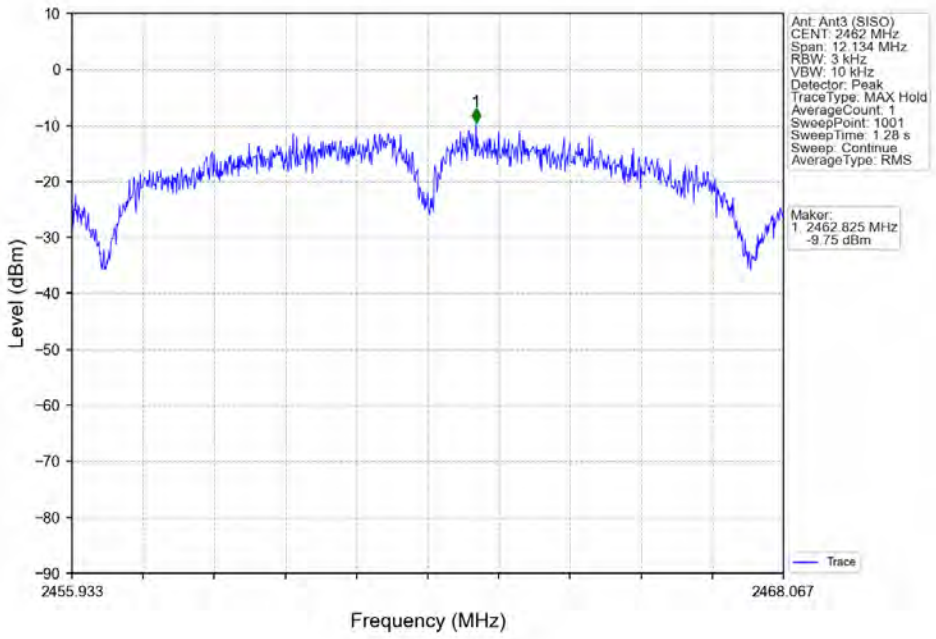

802.11b_HCH_2462MHz_Ant4 (SISO)_NTNV

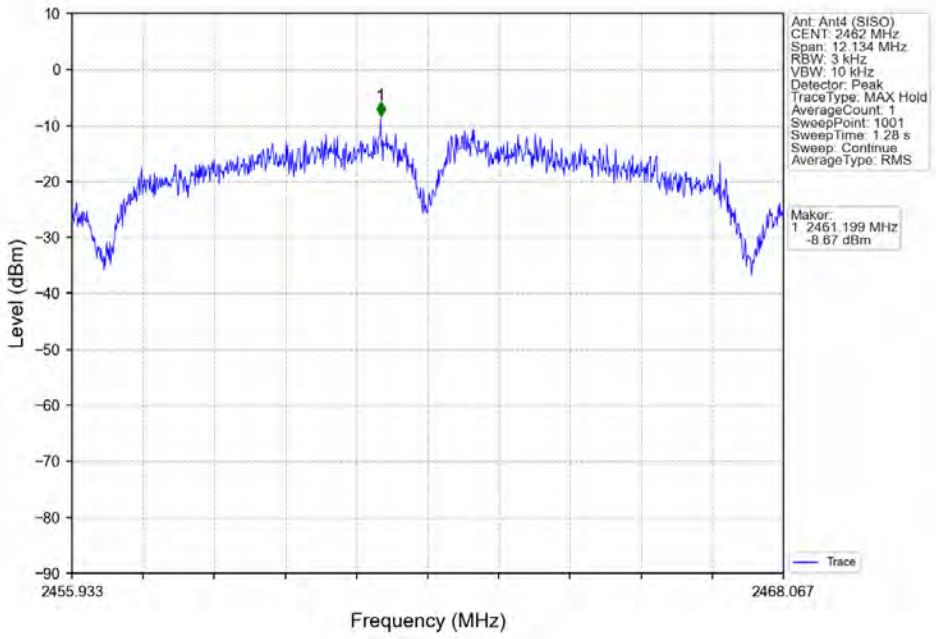

Total or partial reproduction of this document without permission of the Laboratory is not allowed.

BTF Testing Lab (Shenzhen) Co., Ltd.
F101, 201 and 301, Building 1, Block 2, Tantou Industrial Park, Tantou Community, Songgang Street, Bao'an District, Shenzhen, China

802.11g_LCH_2412MHz_Ant1 (SISO)_NTNV

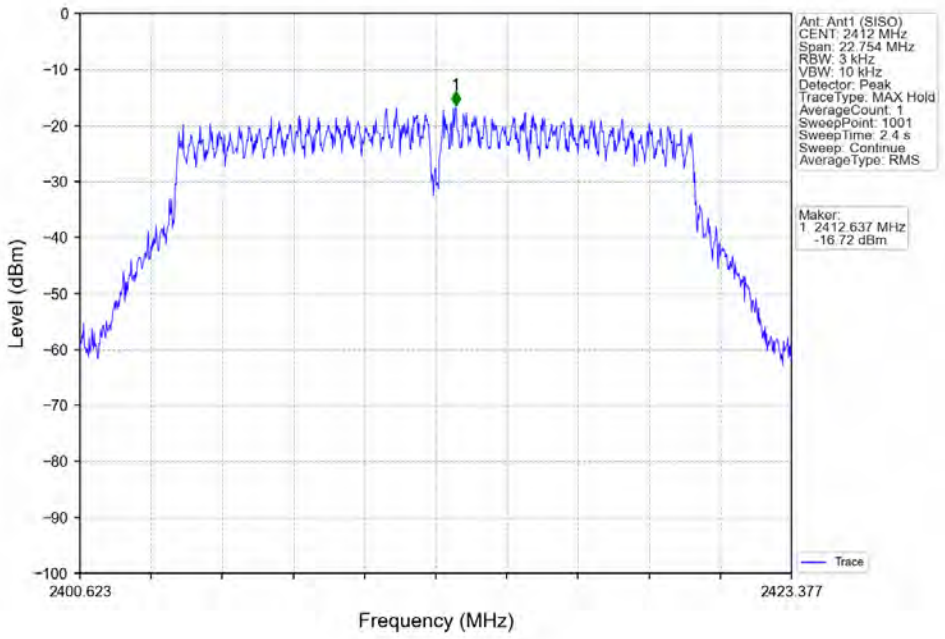

802.11g_LCH_2412MHz_Ant2 (SISO)_NTNV

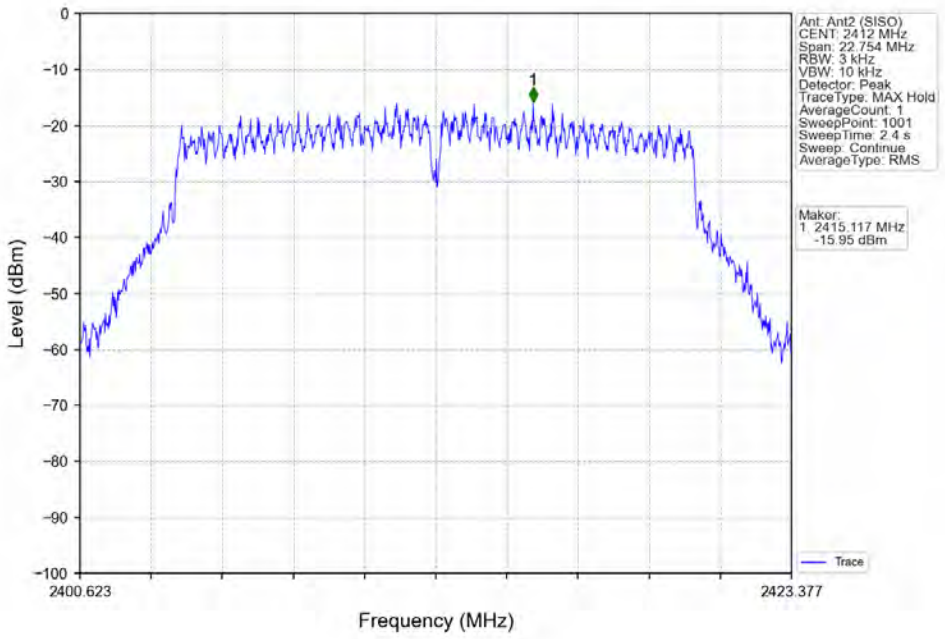

Total or partial reproduction of this document without permission of the Laboratory is not allowed.

BTF Testing Lab (Shenzhen) Co., Ltd.
F101, 201 and 301, Building 1, Block 2, Tantou Industrial Park, Tantou Community, Songgang Street, Bao'an District, Shenzhen, China

802.11g_LCH_2412MHz_Ant3 (SISO)_NTNV

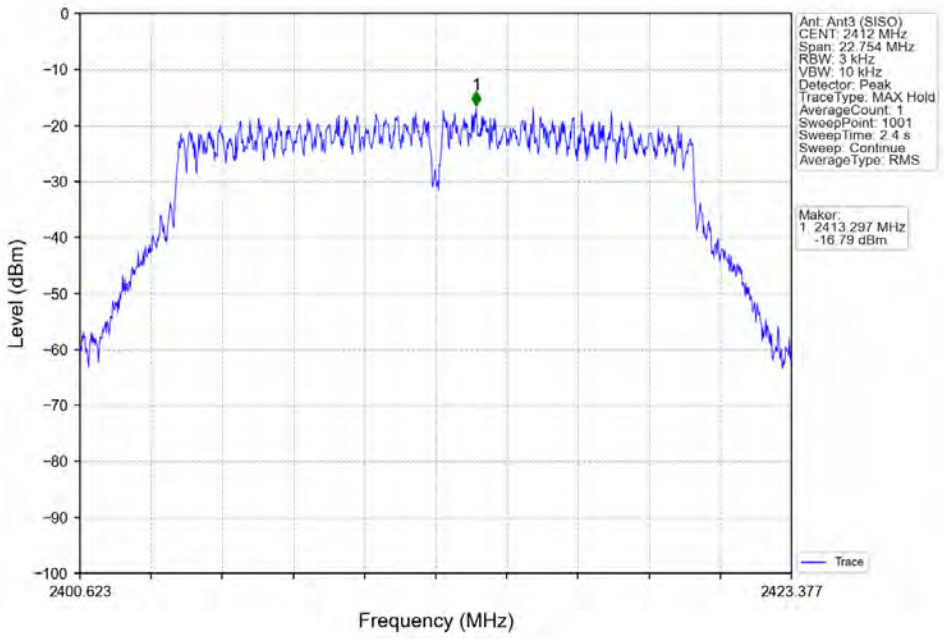

802.11g_LCH_2412MHz_Ant4 (SISO)_NTNV

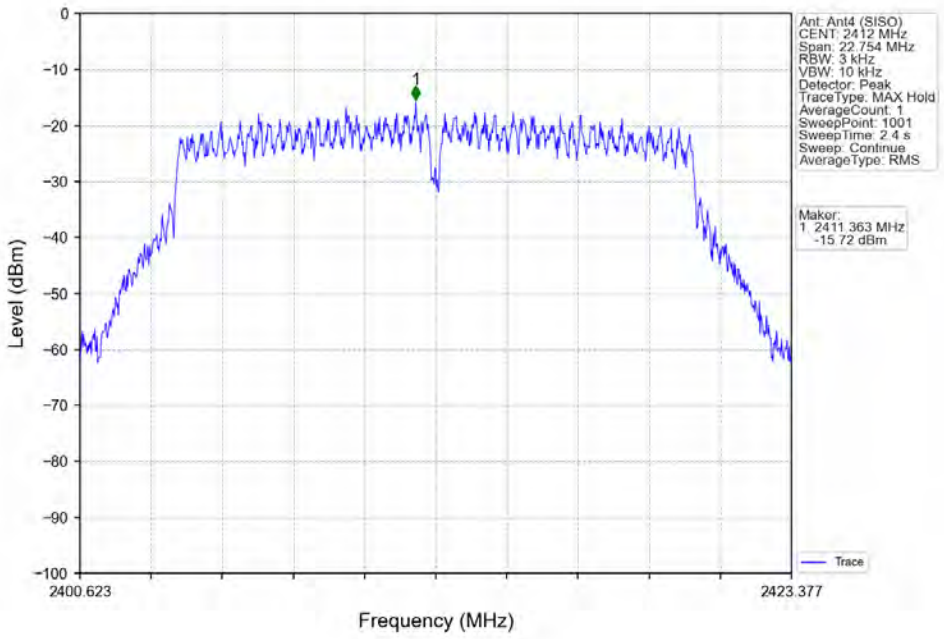

Total or partial reproduction of this document without permission of the Laboratory is not allowed.
BTF Testing Lab (Shenzhen) Co., Ltd.
F101, 201 and 301, Building 1, Block 2, Tantou Industrial Park, Tantou Community, Songgang Street, Bao'an District, Shenzhen, China

802.11g_MCH_2437MHz_Ant1 (SISO)_NTNV

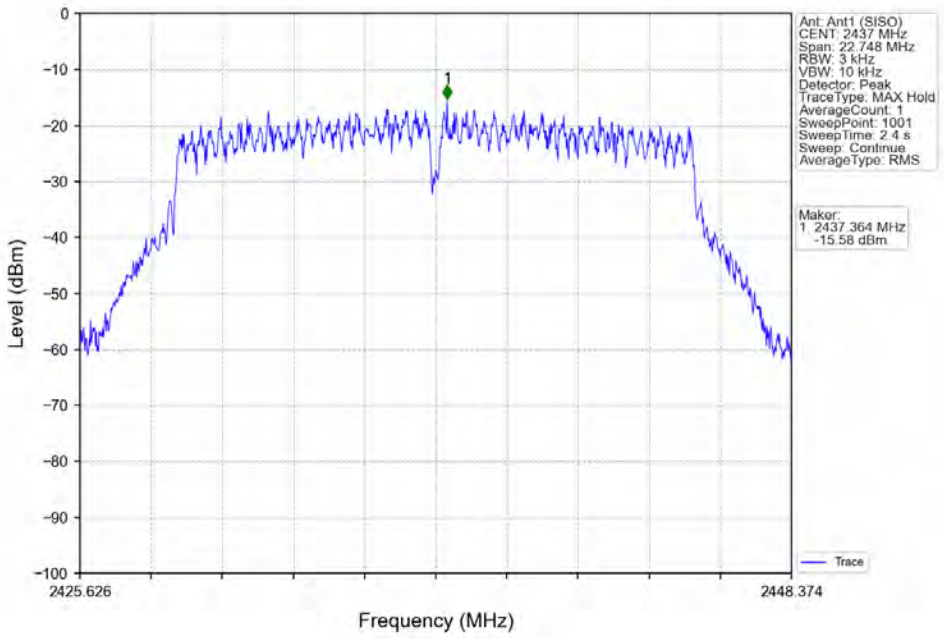

802.11g_MCH_2437MHz_Ant2 (SISO)_NTNV

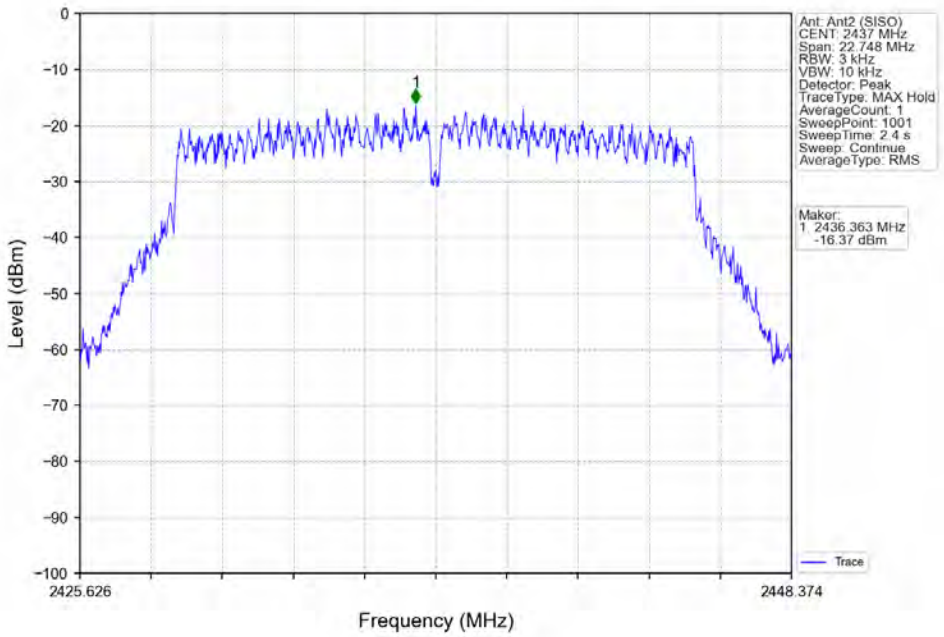

Total or partial reproduction of this document without permission of the Laboratory is not allowed.

BTF Testing Lab (Shenzhen) Co., Ltd.
F101, 201 and 301, Building 1, Block 2, Tantou Industrial Park, Tantou Community, Songgang Street, Bao'an District, Shenzhen, China

802.11g_MCH_2437MHz_Ant3 (SISO)_NTNV

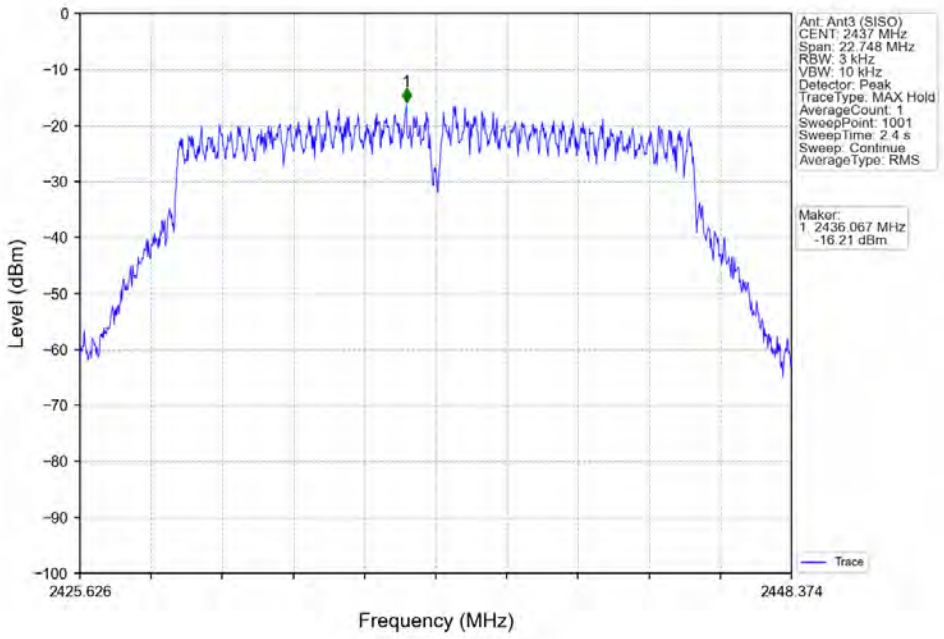

802.11g_MCH_2437MHz_Ant4 (SISO)_NTNV

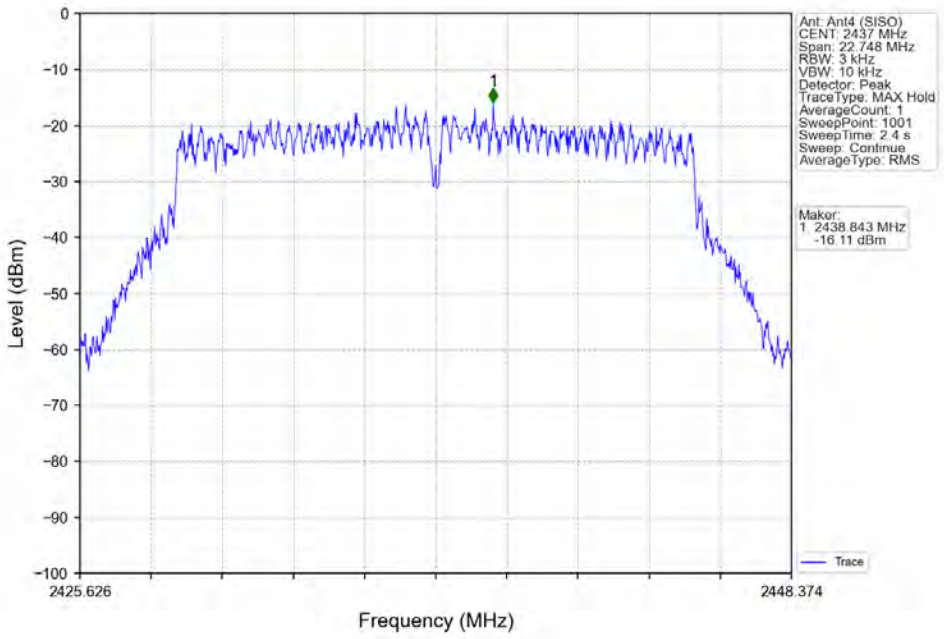

Total or partial reproduction of this document without permission of the Laboratory is not allowed.

BTF Testing Lab (Shenzhen) Co., Ltd.
F101, 201 and 301, Building 1, Block 2, Tantou Industrial Park, Tantou Community, Songgang Street, Bao'an District, Shenzhen, China

802.11g_HCH_2462MHz_Ant1 (SISO)_NTNV

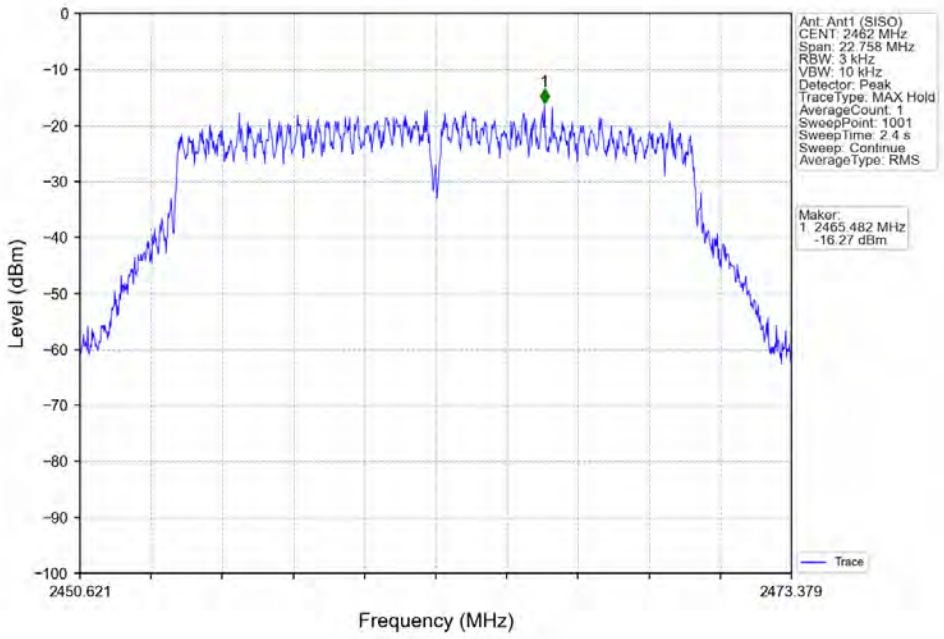

802.11g_HCH_2462MHz_Ant2 (SISO)_NTNV

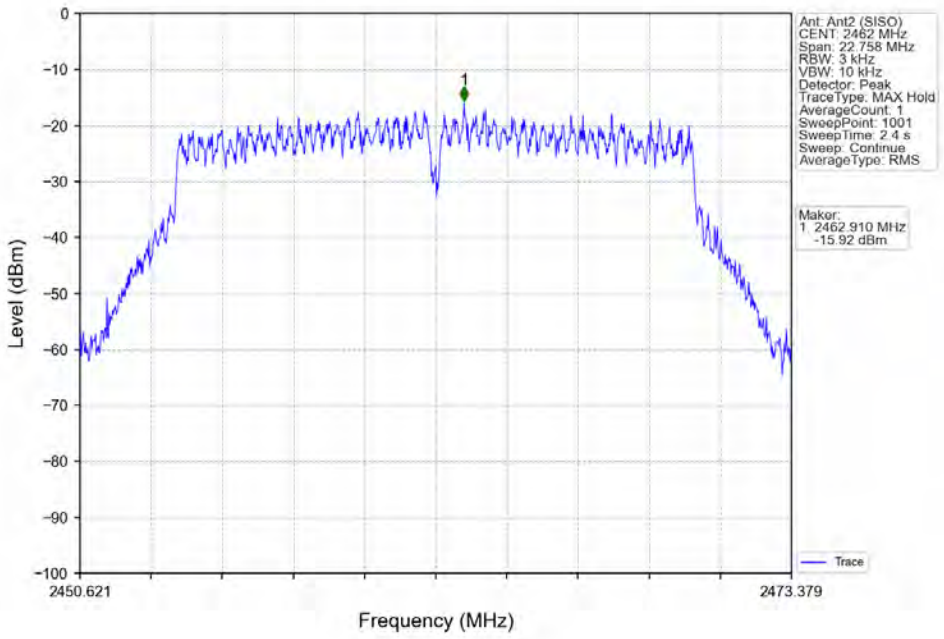

Total or partial reproduction of this document without permission of the Laboratory is not allowed.

BTF Testing Lab (Shenzhen) Co., Ltd.
F101, 201 and 301, Building 1, Block 2, Tantou Industrial Park, Tantou Community, Songgang Street, Bao'an District, Shenzhen, China

802.11g_HCH_2462MHz_Ant3 (SISO)_NTNV

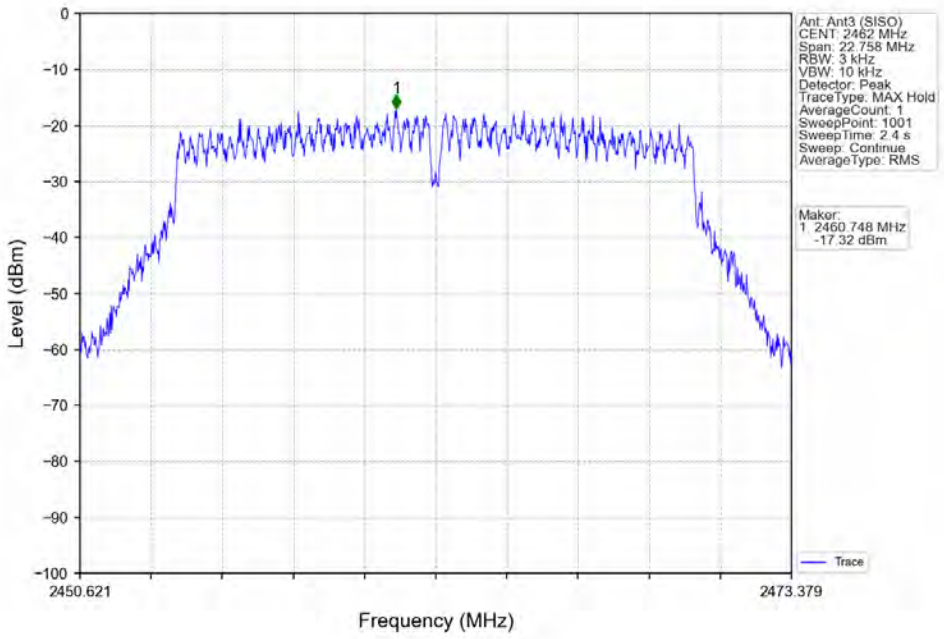

802.11g_HCH_2462MHz_Ant4 (SISO)_NTNV

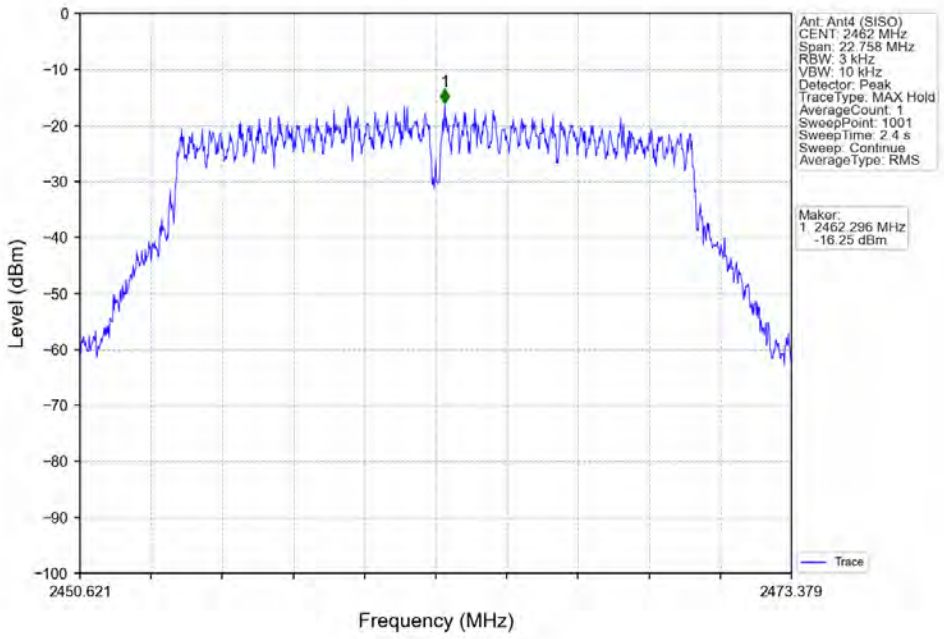

Total or partial reproduction of this document without permission of the Laboratory is not allowed.

BTF Testing Lab (Shenzhen) Co., Ltd.
F101, 201 and 301, Building 1, Block 2, Tantou Industrial Park, Tantou Community, Songgang Street, Bao'an District, Shenzhen, China

802.11n(HT20)_LCH_2412MHz_Ant1 (SISO)_NTNV

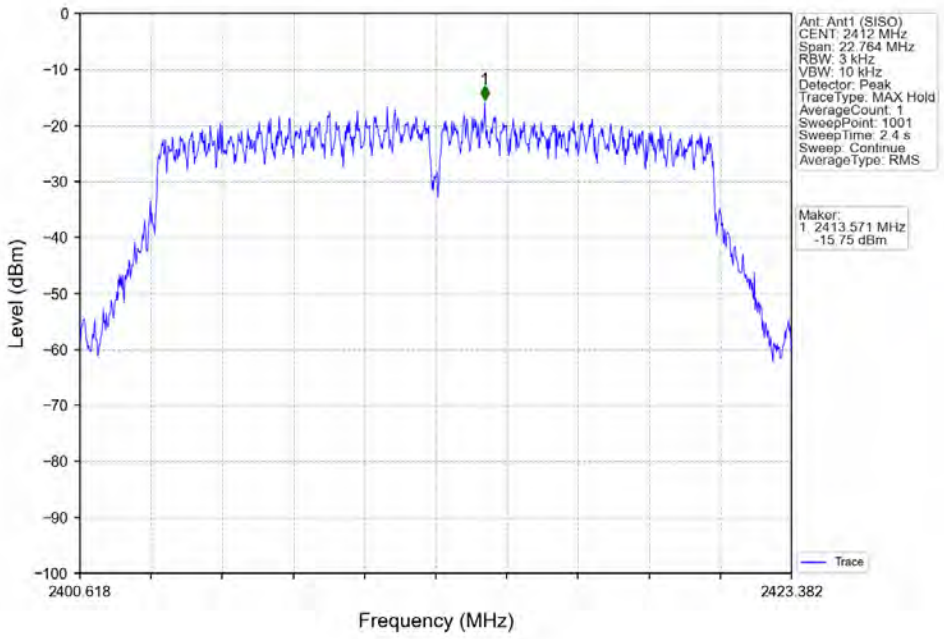

802.11n(HT20)_LCH_2412MHz_Ant2 (SISO)_NTNV

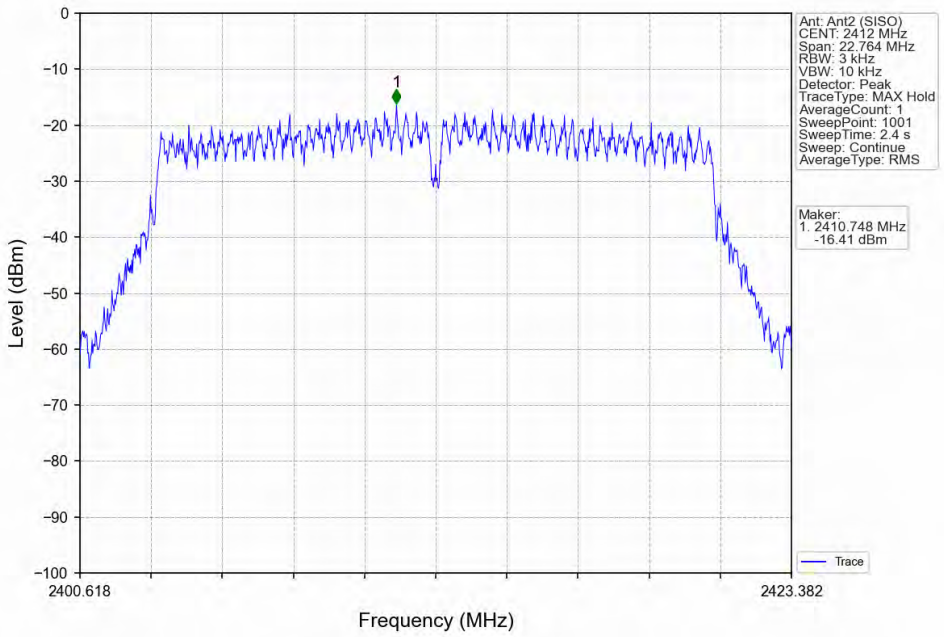

Total or partial reproduction of this document without permission of the Laboratory is not allowed.

BTF Testing Lab (Shenzhen) Co., Ltd.
F101, 201 and 301, Building 1, Block 2, Tantou Industrial Park, Tantou Community, Songgang Street, Bao'an District, Shenzhen, China

802.11n(HT20)_LCH_2412MHz_Ant3 (SISO)_NTNV

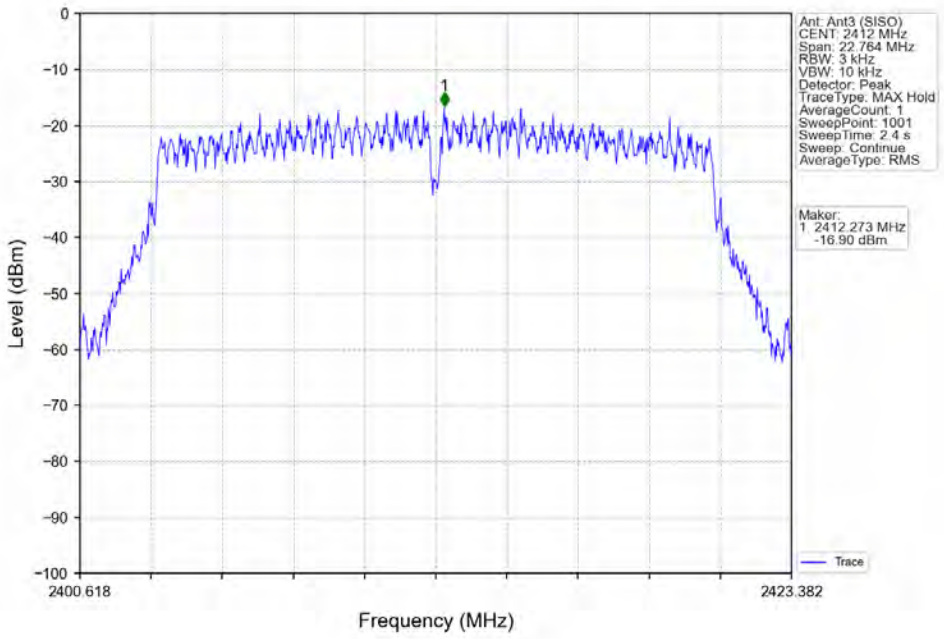

802.11n(HT20)_LCH_2412MHz_Ant4 (SISO)_NTNV

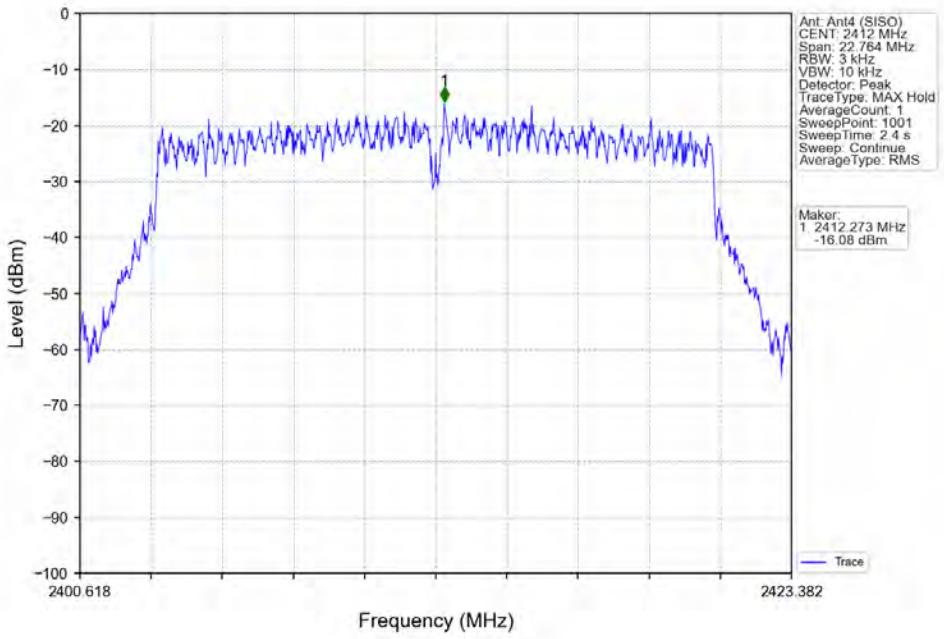

Total or partial reproduction of this document without permission of the Laboratory is not allowed.

BTF Testing Lab (Shenzhen) Co., Ltd.
F101, 201 and 301, Building 1, Block 2, Tantou Industrial Park, Tantou Community, Songgang Street, Bao'an District, Shenzhen, China

802.11n(HT20)_MCH_2437MHz_Ant1 (SISO)_NTNV

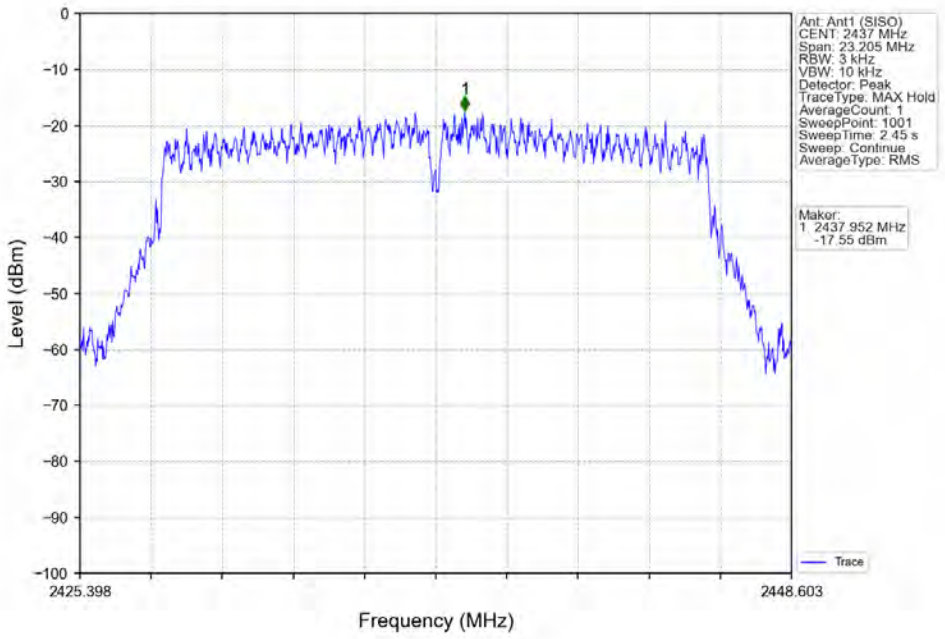

802.11n(HT20)_MCH_2437MHz_Ant2 (SISO)_NTNV

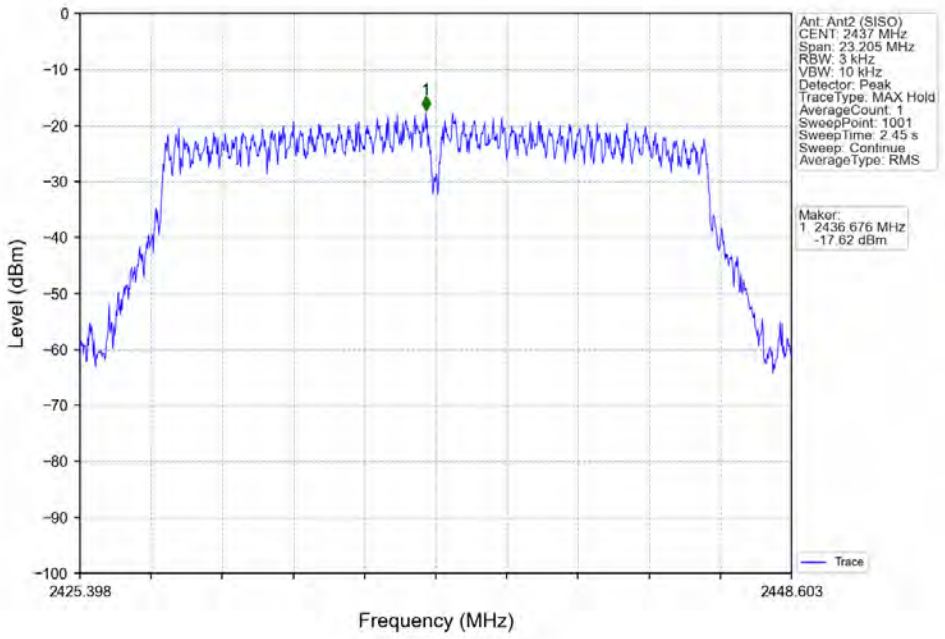

Total or partial reproduction of this document without permission of the Laboratory is not allowed.

BTF Testing Lab (Shenzhen) Co., Ltd.
F101, 201 and 301, Building 1, Block 2, Tantou Industrial Park, Tantou Community, Songgang Street, Bao'an District, Shenzhen, China

802.11n(HT20)_MCH_2437MHz_Ant3 (SISO)_NTNV

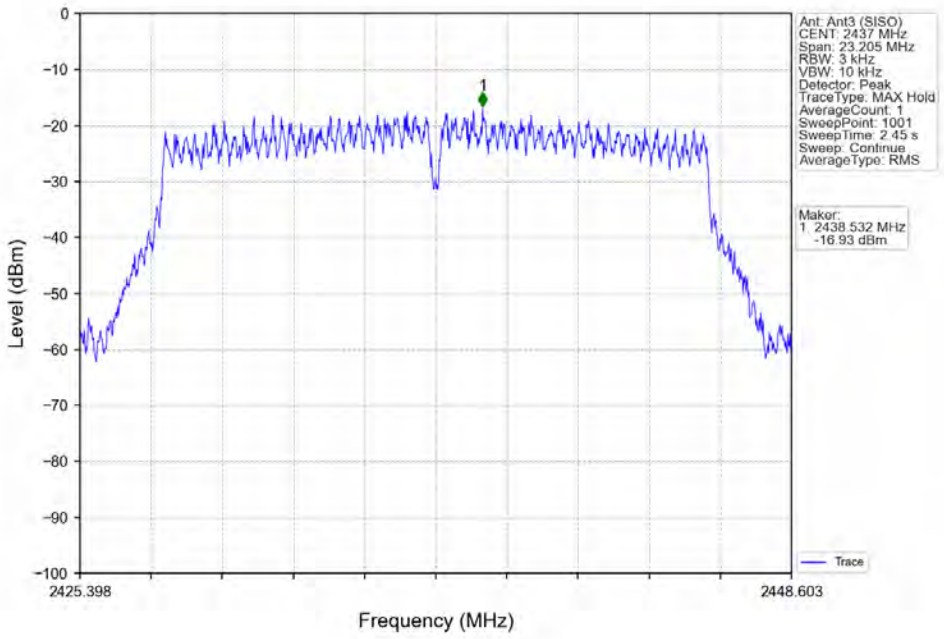

802.11n(HT20)_MCH_2437MHz_Ant4 (SISO)_NTNV

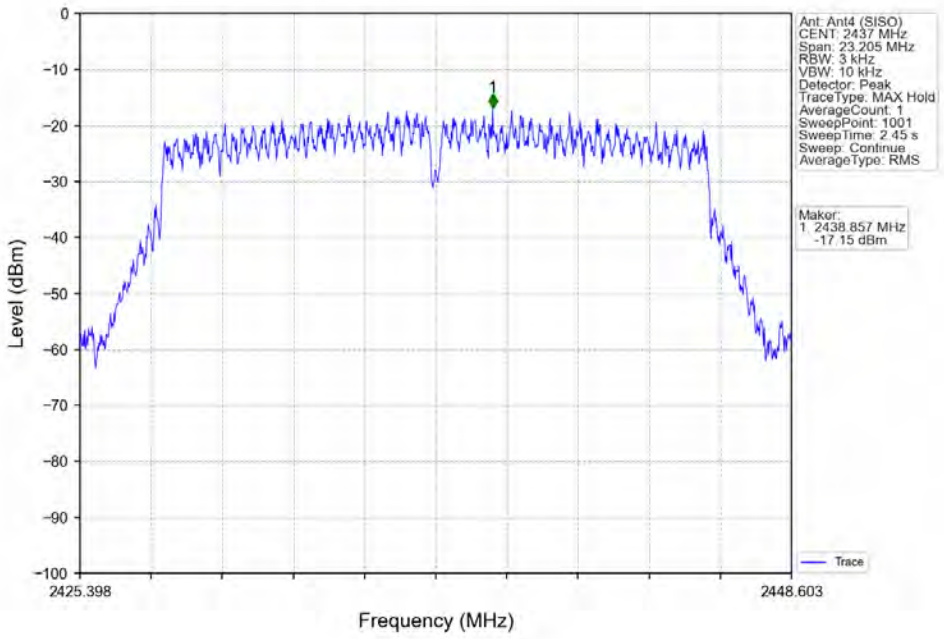

Total or partial reproduction of this document without permission of the Laboratory is not allowed.

BTF Testing Lab (Shenzhen) Co., Ltd.
F101, 201 and 301, Building 1, Block 2, Tantou Industrial Park, Tantou Community, Songgang Street, Bao'an District, Shenzhen, China

802.11n(HT20)_HCH_2462MHz_Ant1 (SISO)_NTNV

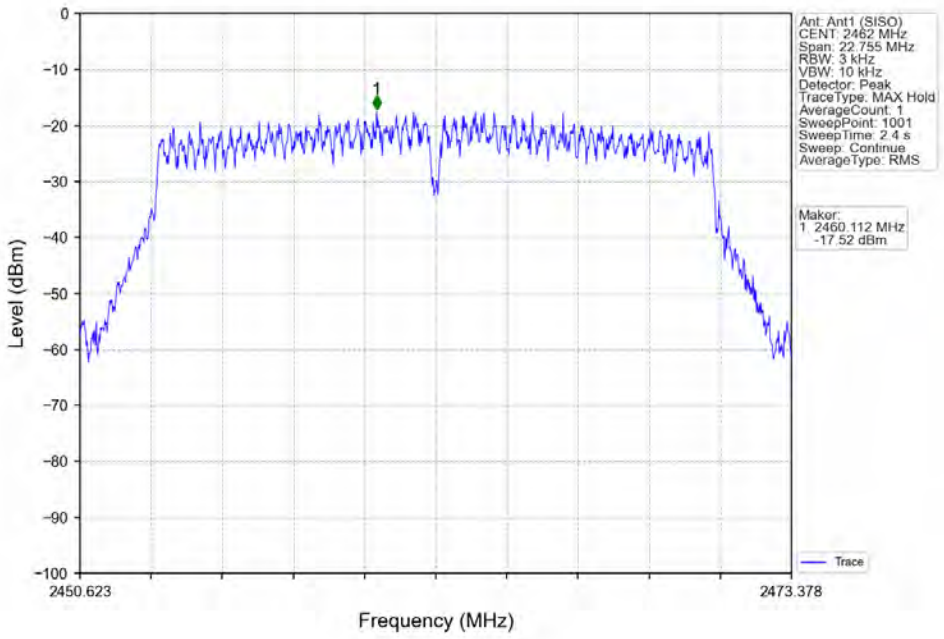

802.11n(HT20)_HCH_2462MHz_Ant2 (SISO)_NTNV

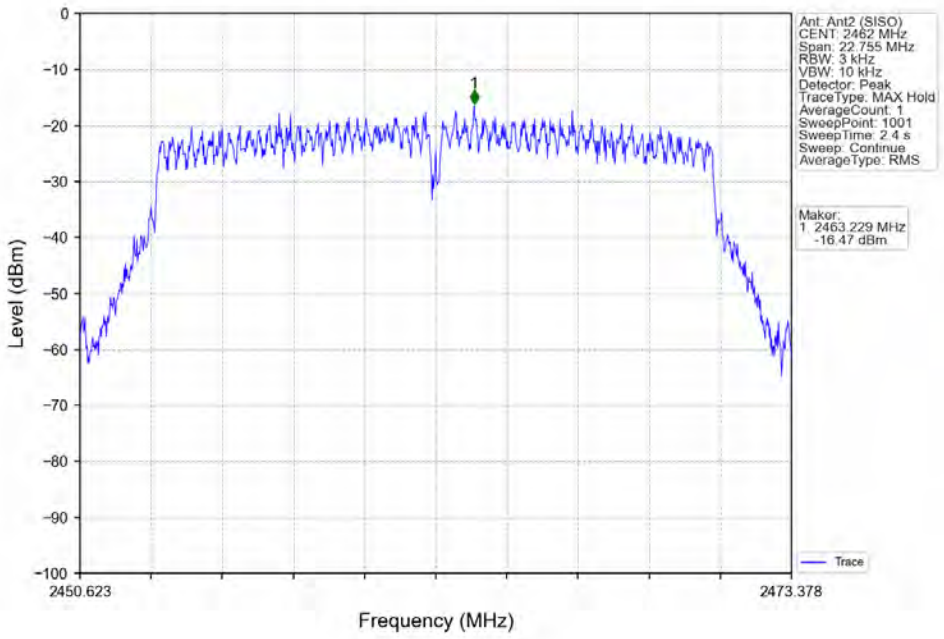

Total or partial reproduction of this document without permission of the Laboratory is not allowed.

BTF Testing Lab (Shenzhen) Co., Ltd.
F101, 201 and 301, Building 1, Block 2, Tantou Industrial Park, Tantou Community, Songgang Street, Bao'an District, Shenzhen, China

802.11n(HT20)_HCH_2462MHz_Ant3 (SISO)_NTNV

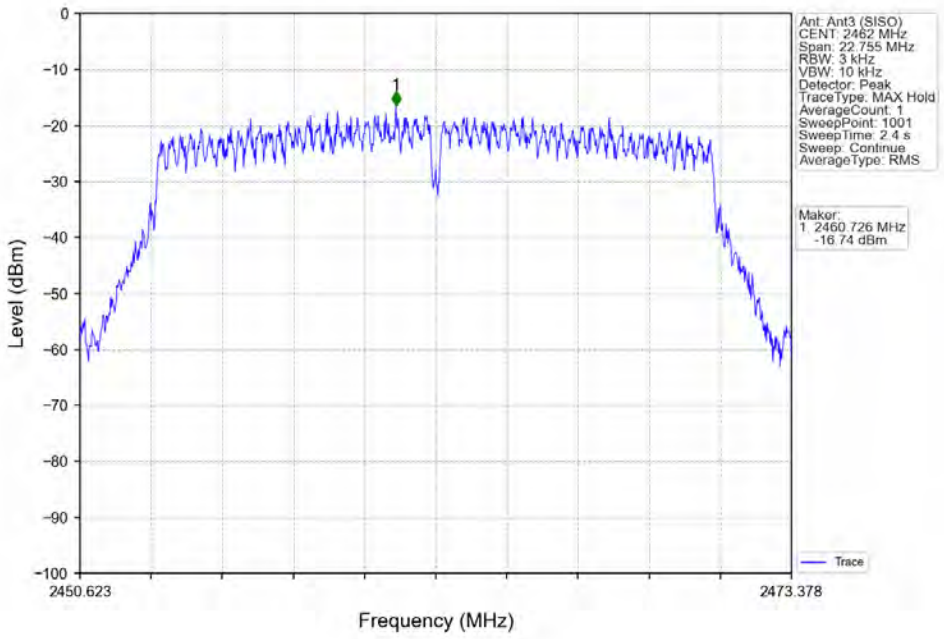

802.11n(HT20)_HCH_2462MHz_Ant4 (SISO)_NTNV

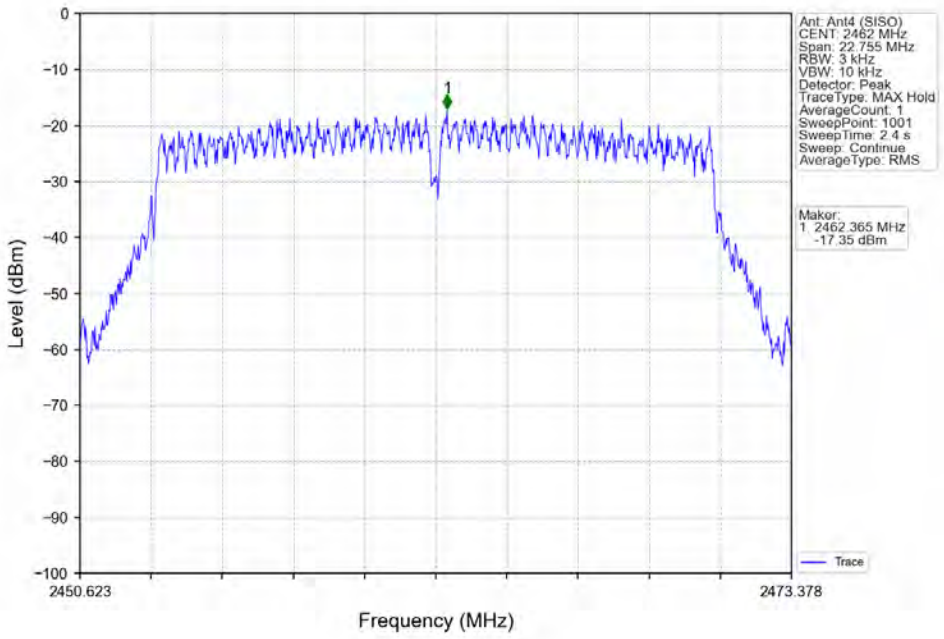

Total or partial reproduction of this document without permission of the Laboratory is not allowed.

BTF Testing Lab (Shenzhen) Co., Ltd.
F101, 201 and 301, Building 1, Block 2, Tantou Industrial Park, Tantou Community, Songgang Street, Bao'an District, Shenzhen, China

802.11n(HT40)_LCH_2422MHz_Ant1 (SISO)_NTNV

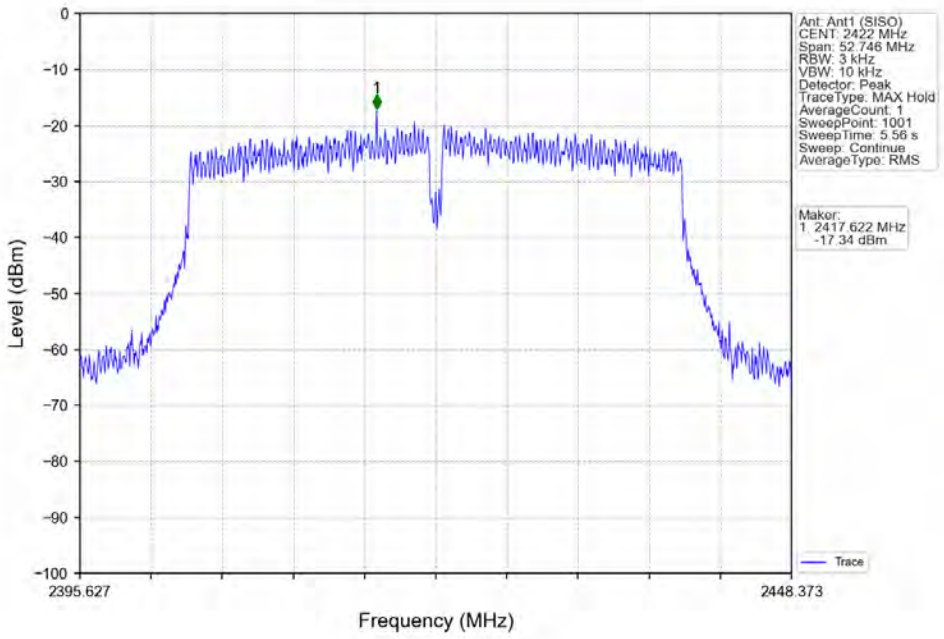

802.11n(HT40)_LCH_2422MHz_Ant2 (SISO)_NTNV

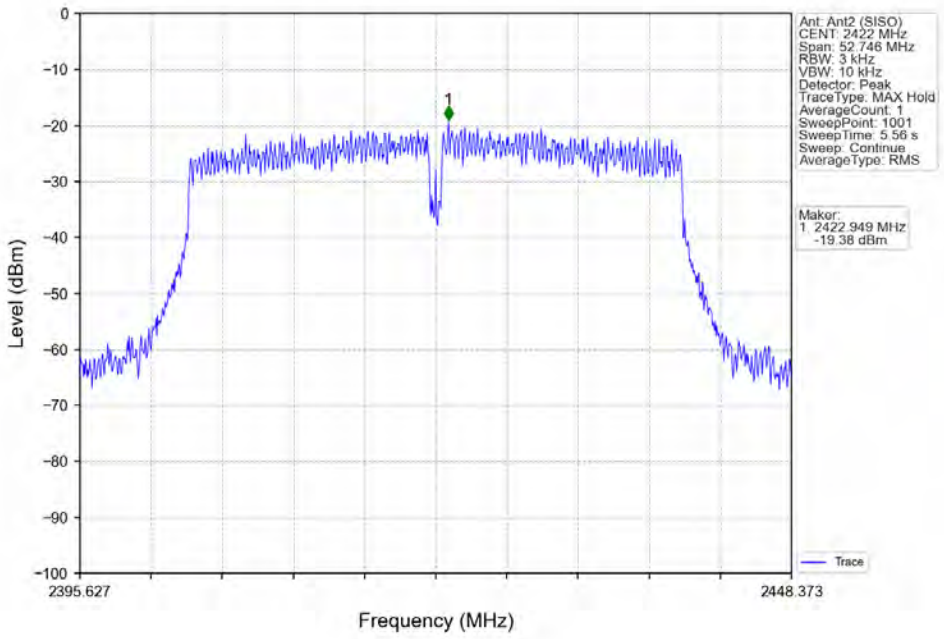

Total or partial reproduction of this document without permission of the Laboratory is not allowed.

BTF Testing Lab (Shenzhen) Co., Ltd.
F101, 201 and 301, Building 1, Block 2, Tantou Industrial Park, Tantou Community, Songgang Street, Bao'an District, Shenzhen, China

802.11n(HT40)_LCH_2422MHz_Ant3 (SISO)_NTNV

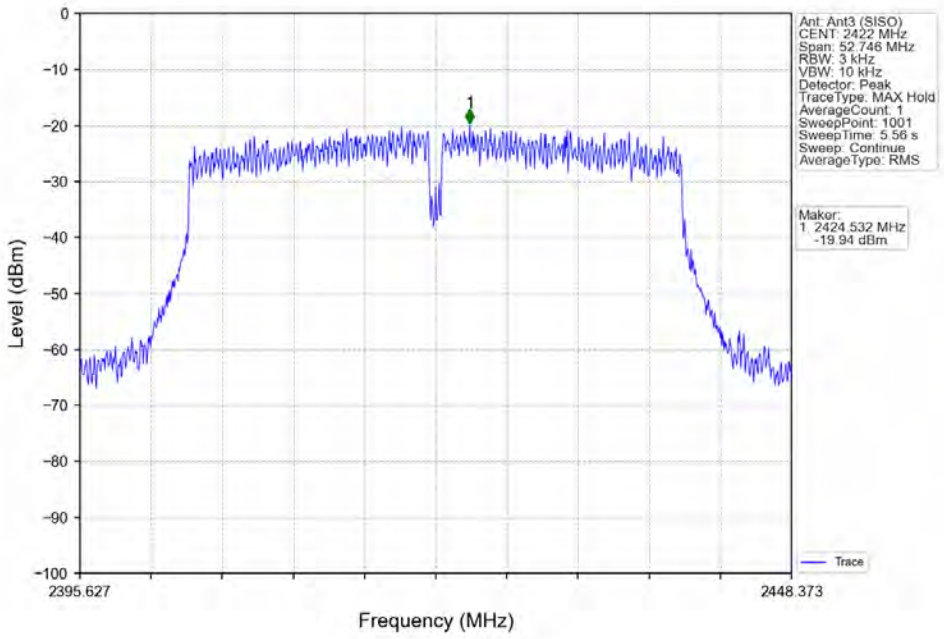

802.11n(HT40)_LCH_2422MHz_Ant4 (SISO)_NTNV

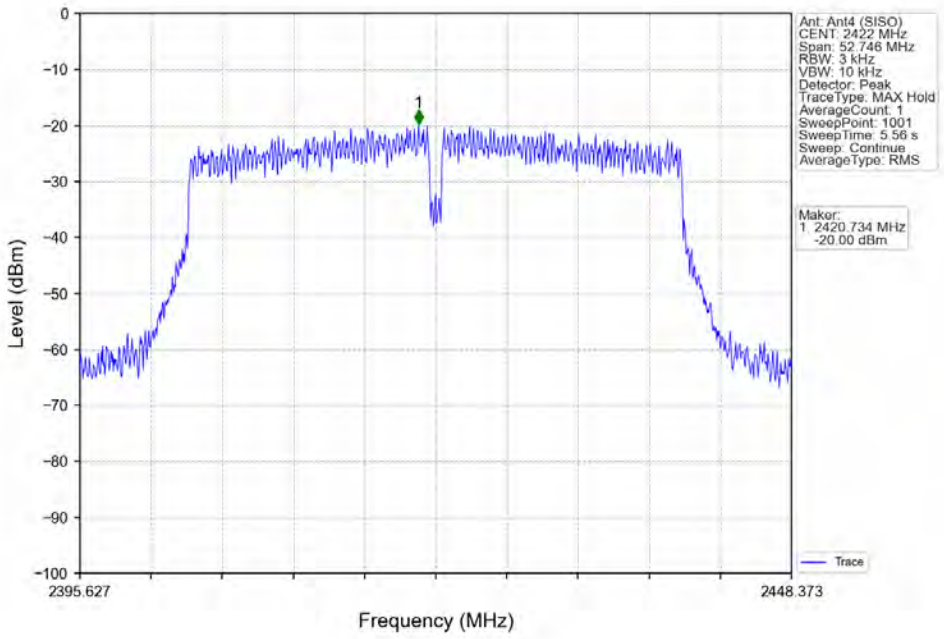

Total or partial reproduction of this document without permission of the Laboratory is not allowed.

BTF Testing Lab (Shenzhen) Co., Ltd.
F101, 201 and 301, Building 1, Block 2, Tantou Industrial Park, Tantou Community, Songgang Street, Bao'an District, Shenzhen, China

802.11n(HT40)_MCH_2437MHz_Ant1 (SISO)_NTNV

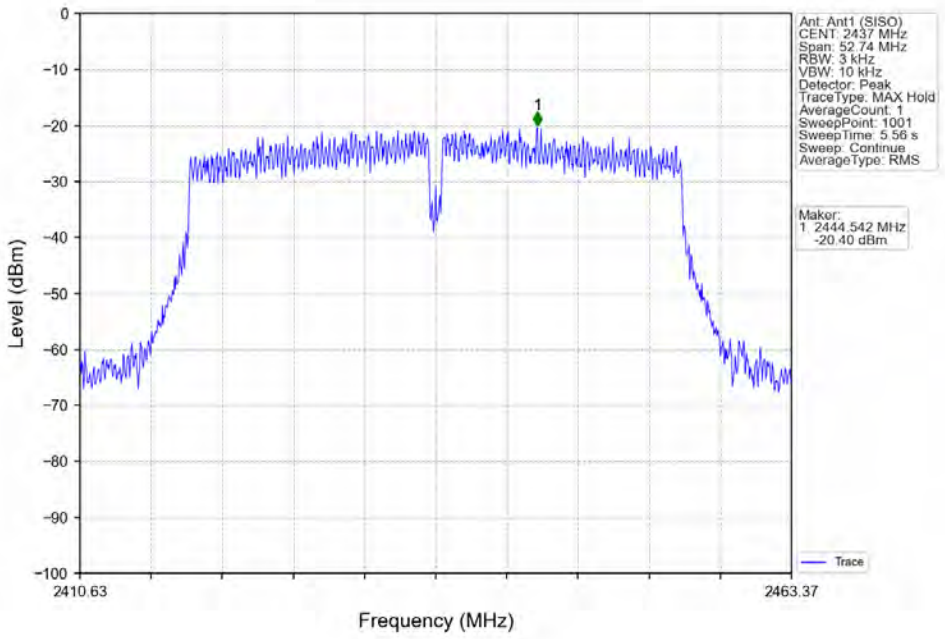

802.11n(HT40)_MCH_2437MHz_Ant2 (SISO)_NTNV

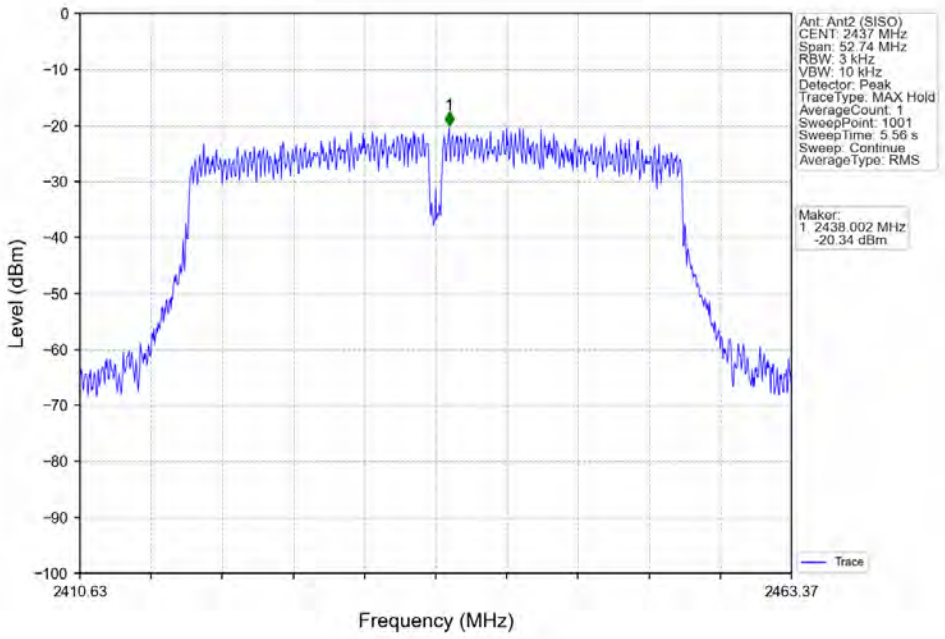

Total or partial reproduction of this document without permission of the Laboratory is not allowed.

BTF Testing Lab (Shenzhen) Co., Ltd.
F101, 201 and 301, Building 1, Block 2, Tantou Industrial Park, Tantou Community, Songgang Street, Bao'an District, Shenzhen, China

802.11n(HT40)_MCH_2437MHz_Ant3 (SISO)_NTNV

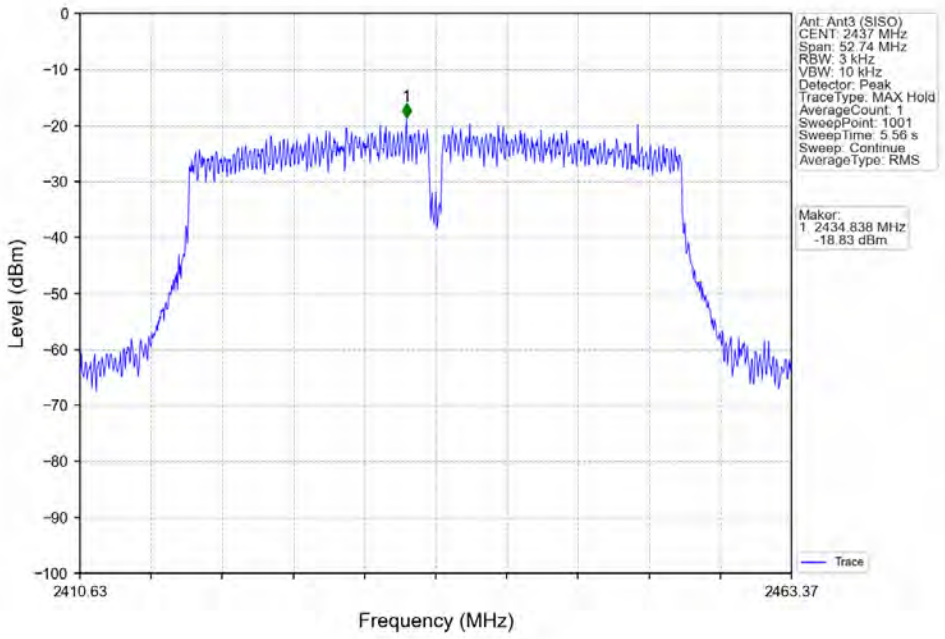

802.11n(HT40)_MCH_2437MHz_Ant4 (SISO)_NTNV

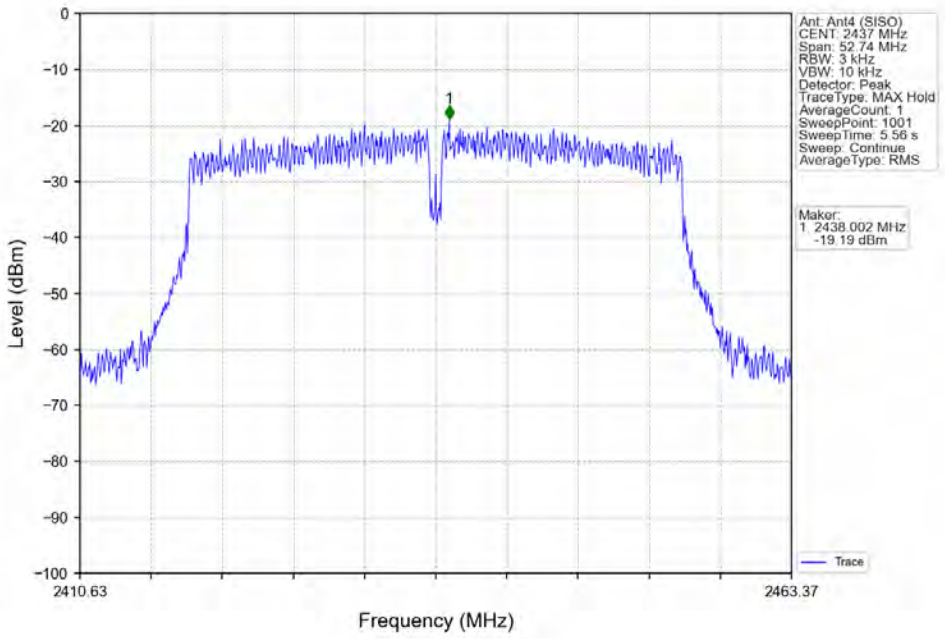

Total or partial reproduction of this document without permission of the Laboratory is not allowed.
BTF Testing Lab (Shenzhen) Co., Ltd.
F101, 201 and 301, Building 1, Block 2, Tantou Industrial Park, Tantou Community, Songgang Street, Bao'an District, Shenzhen, China