Appendix A

RF Test Data for BT (Conducted Measurement)

Product Name: An air drum set

Test Model: GRA2

Environmental Conditions

Temperature:	23.8° C
Relative Humidity:	52.1%
ATM Pressure:	100.0 kPa
Test Engineer:	Joker Hu
Supervised by:	Jack Cheng

A.1 20dB Emission Bandwidth

Test Result

TestMode	Antenna	Channel	20db EBW[MHz]	FL[MHz]	FH[MHz]	Verdict
DH5	Ant	2402	0.957	2401.535	2402.492	---
		2441	1.011	2440.502	2441.513	---
		2480	0.969	2479.538	2480.507	---
2DH5	Ant	2402	1.296	2401.361	2402.657	---
		2441	1.332	2440.337	2441.669	---
		2480	1.326	2479.334	2480.660	---
3DH5	Ant	2402	1.308	2401.346	2402.654	---
		2441	1.320	2440.337	2441.657	---
		2480	1.308	2479.346	2480.654	---

Test Graphs

DH5_Ant_2402

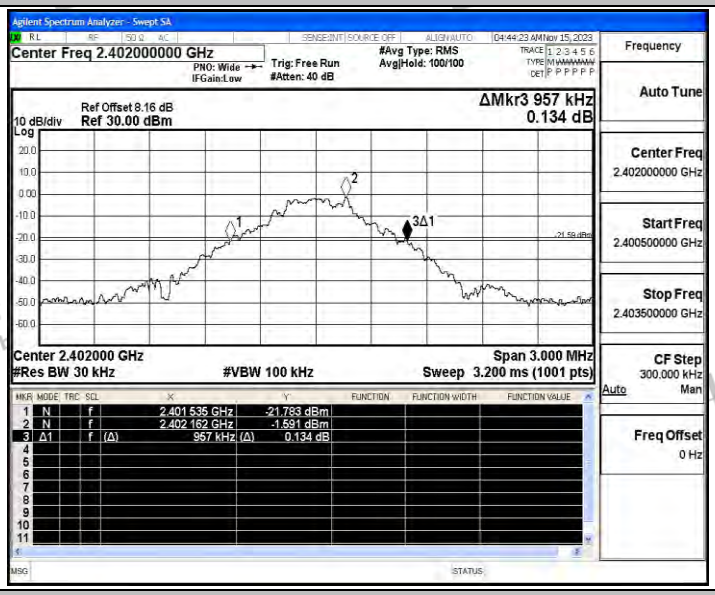

DH5_Ant_2441

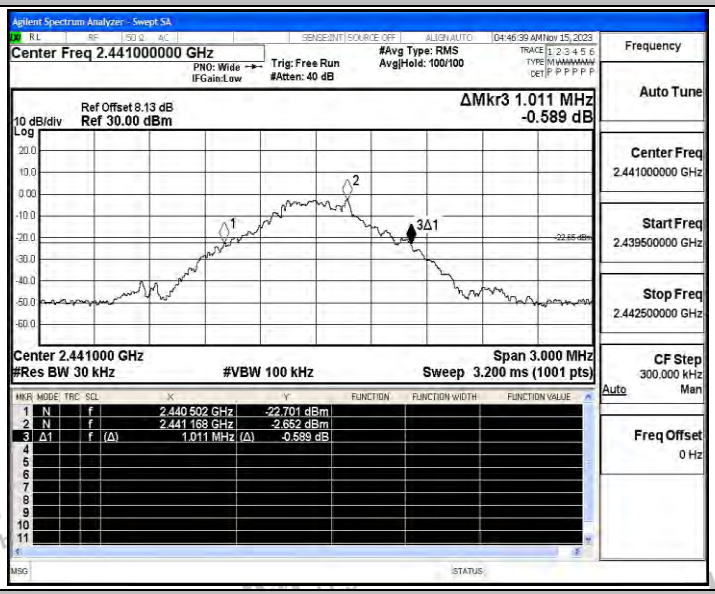

DH5_Ant_2480

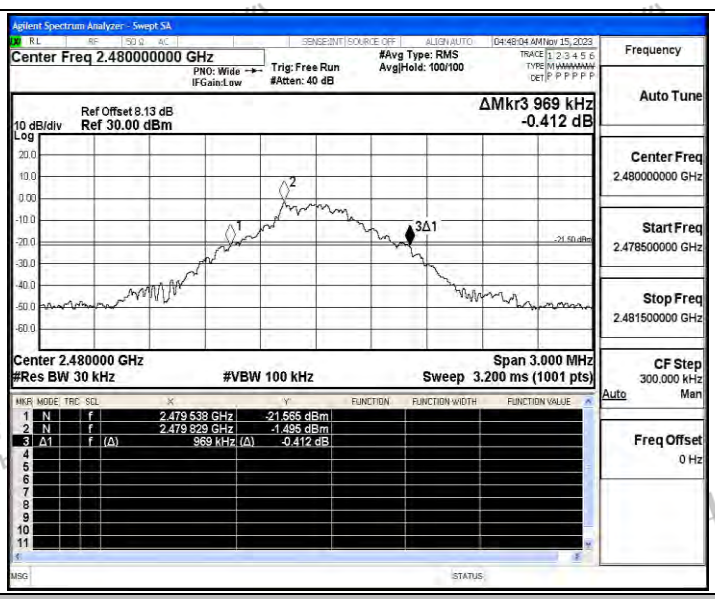

2DH5_Ant_2402

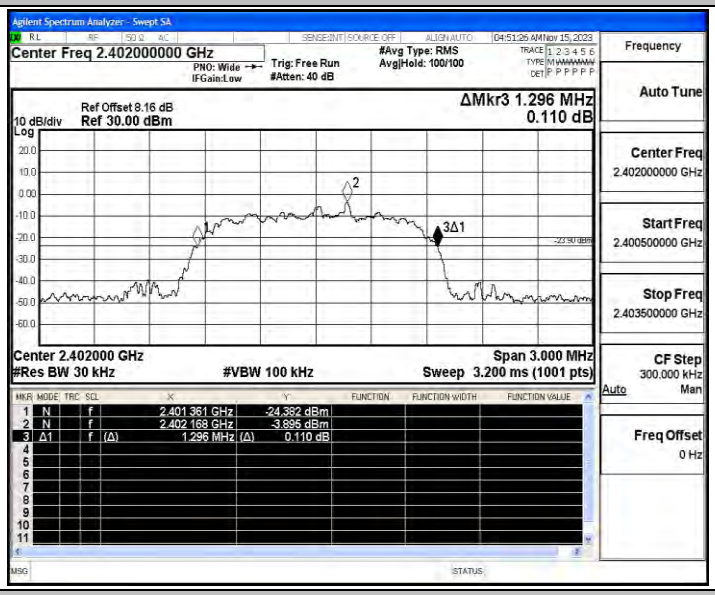

2DH5_Ant_2441

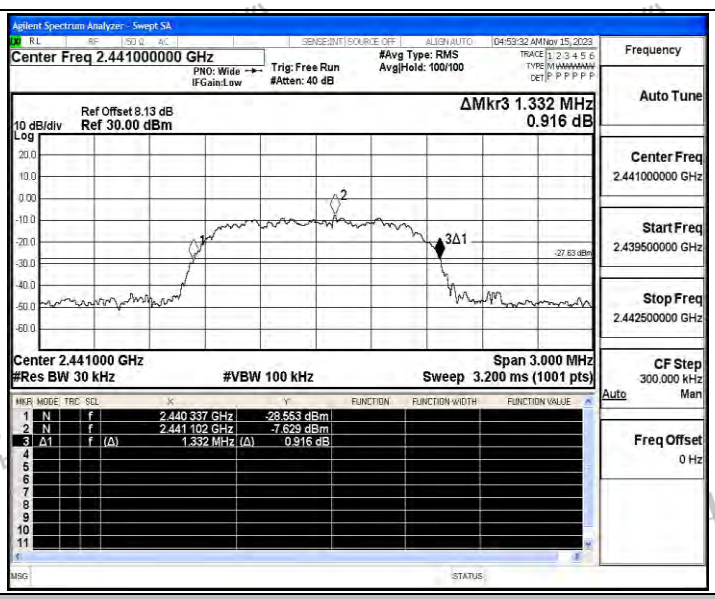

2DH5_Ant_2480

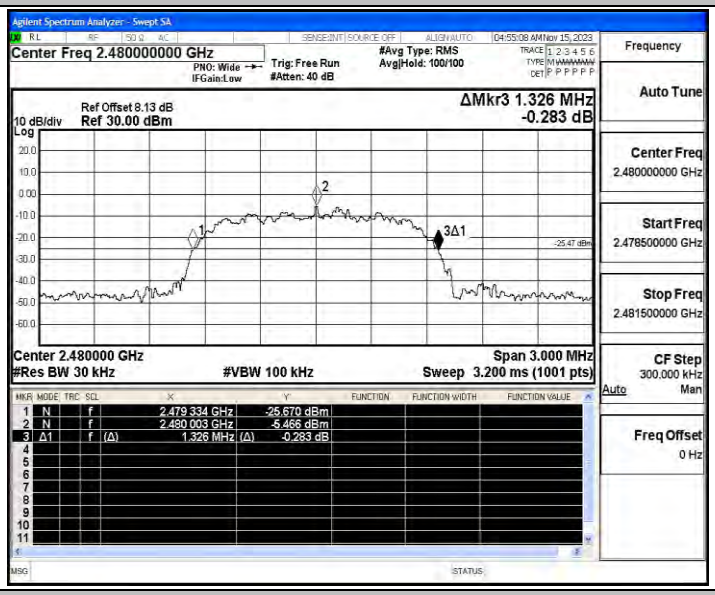

3DH5_Ant_2402

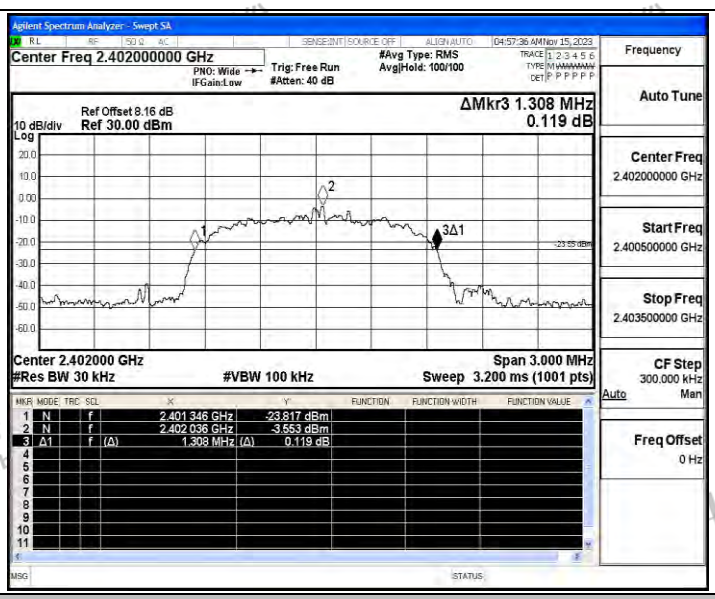

3DH5_Ant_2441

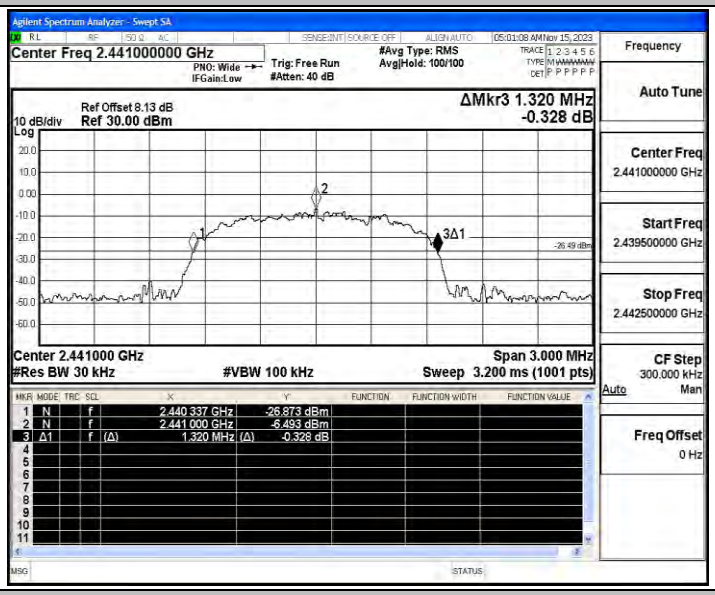

3DH5_Ant_2480

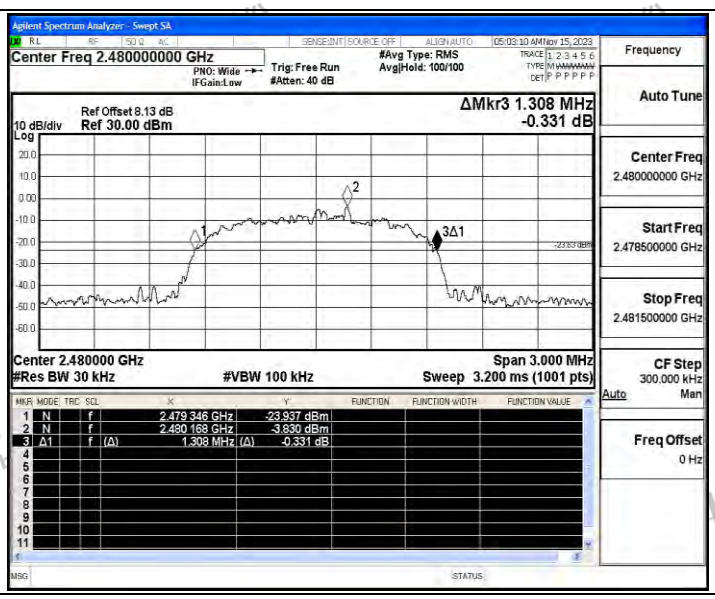
Agilent Spectrum Analyzer - Swept SA
Center Freq 2.480000000 GHz
PNO: Wide
IFGain:Low
Trig: Free Run
#Atten: 40 dB
#Avg Type: RMS
Avg|Hold: 100/100
05:03:10 AM Nov 15, 2023
Frequency
Auto Tune
Ref Offset 8.13 dB
10 dB/div Ref 30.00 dBm
ΔMkr3 1.308 MHz
-0.331 dB
Center Freq
2.480000000 GHz
Start Freq
2.478500000 GHz
Stop Freq
2.481500000 GHz
Center 2.480000 GHz
#Res BW 30 kHz
#VBW 100 kHz
Span 3.000 MHz
Sweep 3.200 ms (1001 pts)
CF Step
300.000 kHz
Auto Man
Freq Offset
0 Hz
1 N 1 f 2.479 346 GHz -23.937 dBm
2 N 1 f 2.480 168 GHz -3.830 dBm
3 Δ1 1 f (Δ) 1.308 MHz (Δ) -0.331 dB

A.2 Maximum conducted output power

Test Result

TestMode	Antenna	Channel	Result[dBm]	Limit[dBm]	Verdict
DH5	Ant	2402	1.24	≤20.97	PASS
		2441	0.31	≤20.97	PASS
		2480	0.41	≤20.97	PASS
2DH5	Ant	2402	1.12	≤20.97	PASS
		2441	0.3	≤20.97	PASS
		2480	0.94	≤20.97	PASS
3DH5	Ant	2402	1.31	≤20.97	PASS
		2441	0.58	≤20.97	PASS
		2480	1.18	≤20.97	PASS

Test Graphs

DH5_Ant_2402

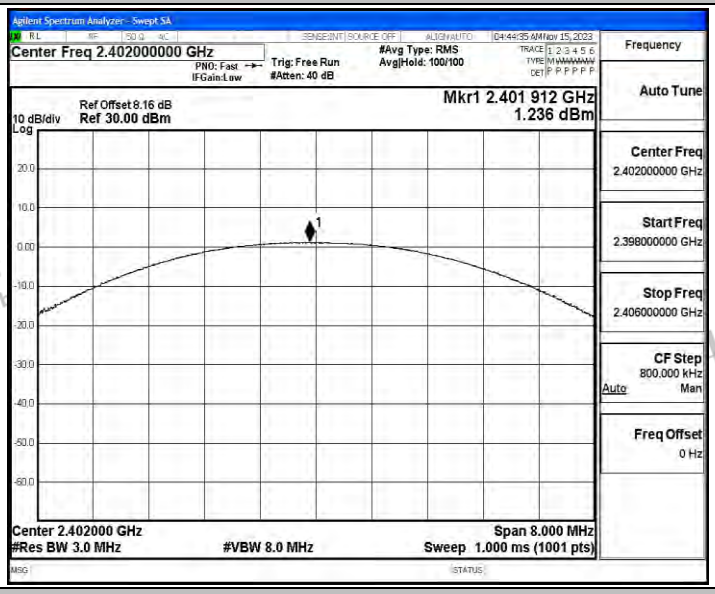

DH5_Ant_2441

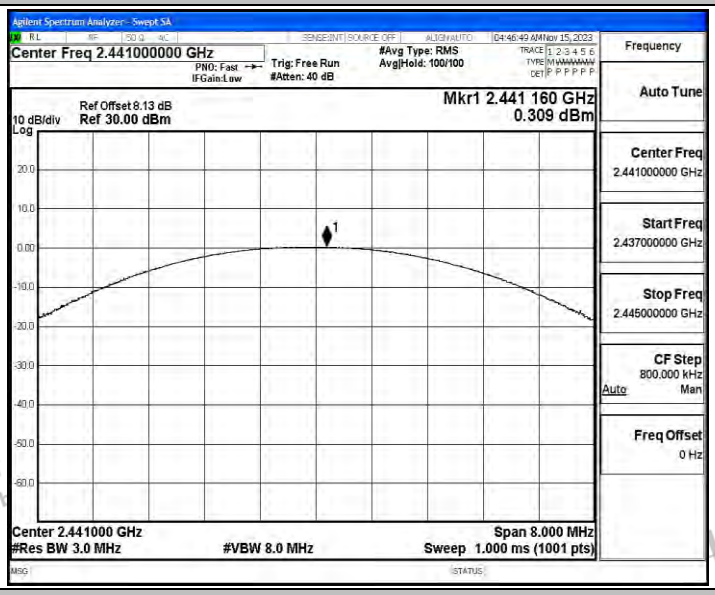

DH5_Ant_2480

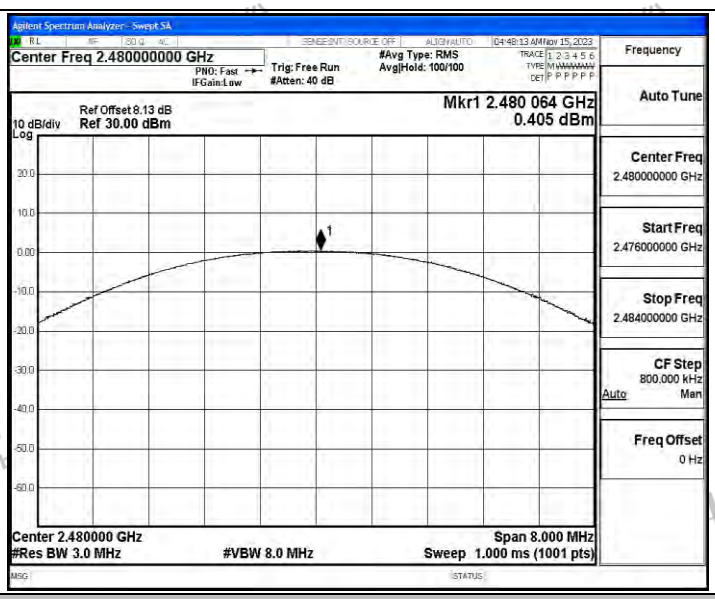

2DH5_Ant_2402

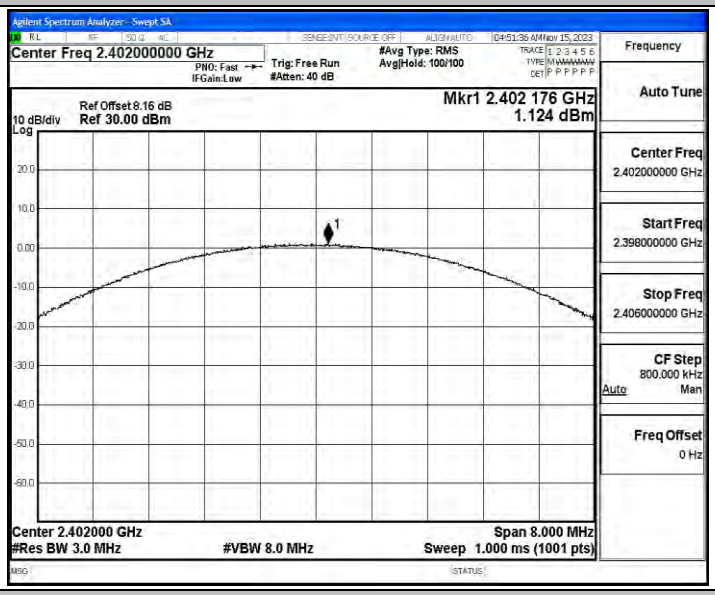

2DH5_Ant_2441

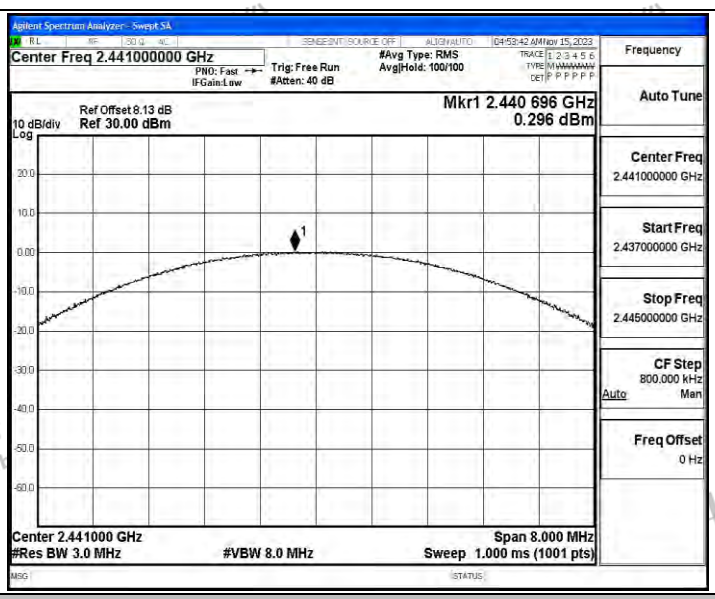

2DH5_Ant_2480

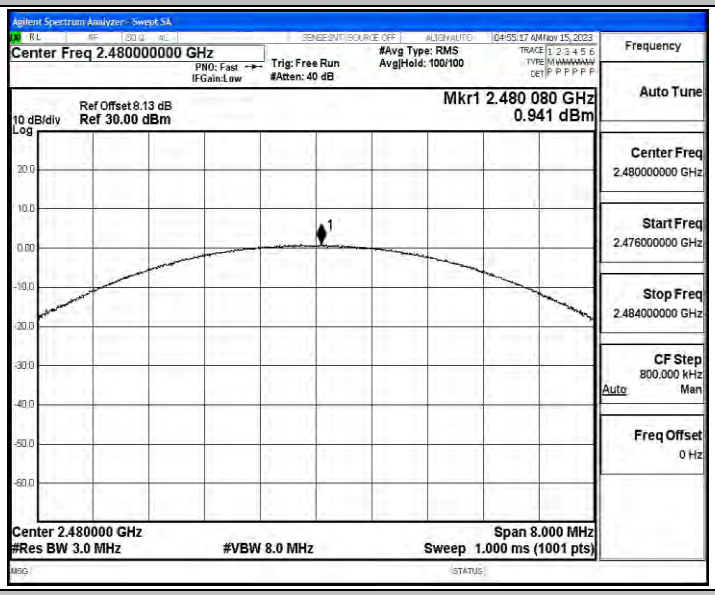

3DH5_Ant_2402

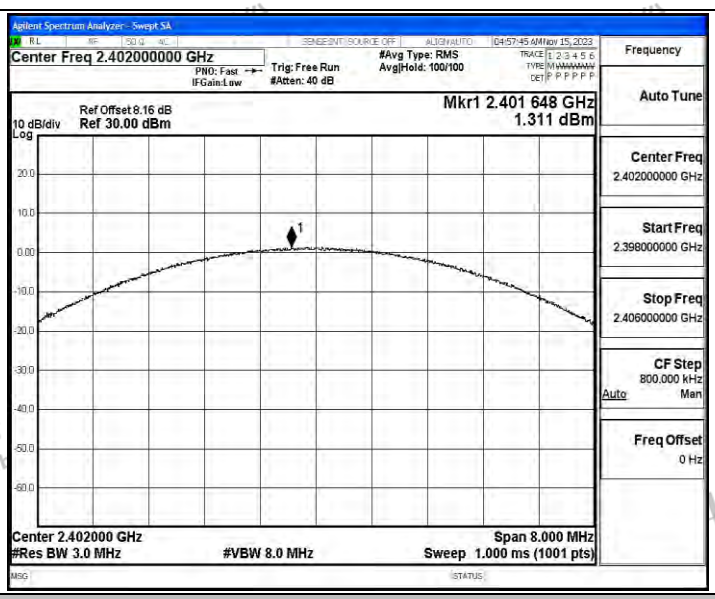

3DH5_Ant_2441

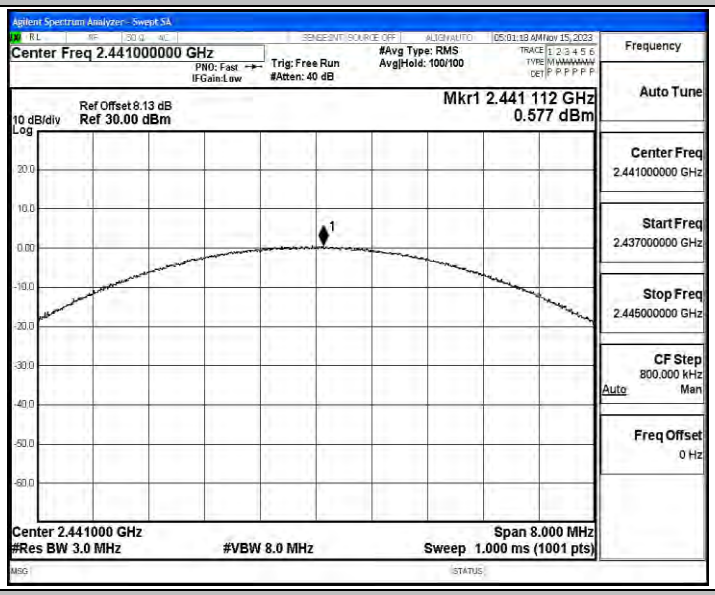

3DH5_Ant_2480

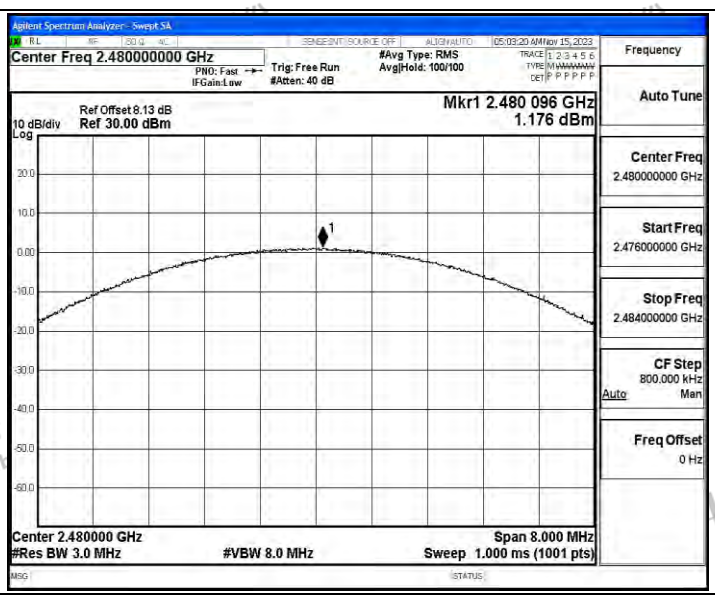
Agilent Spectrum Analyzer - Swept SA
Center Freq 2.480000000 GHz
PNO: Fast
IFGain:Low
Trig: Free Run
#Atten: 40 dB
#Avg Type: RMS
Avg|Hold: 100/100
05:03:20 AM Nov 15, 2023
Frequency
Auto Tune
Ref Offset 8.13 dB
10 dB/div
Ref 30.00 dBm
Log
Mkr1 2.480 096 GHz
1.176 dBm
Center Freq
2.480000000 GHz
Start Freq
2.476000000 GHz
Stop Freq
2.484000000 GHz
CF Step
800.000 kHz
Auto
Man
Freq Offset
0 Hz
Center 2.480000 GHz
#Res BW 3.0 MHz
#VBW 8.0 MHz
Span 8.000 MHz
Sweep 1.000 ms (1001 pts)

A.3 Carrier frequency separation

Test Result

TestMode	Antenna	Channel	Result[MHz]	Limit[MHz]	Verdict
DH5	Ant	Hop	1.218	≥1.011	PASS
2DH5	Ant	Hop	0.822	≥1.332	PASS
3DH5	Ant	Hop	1.008	≥1.320	PASS

Test Graphs

DH5_Ant_Hop

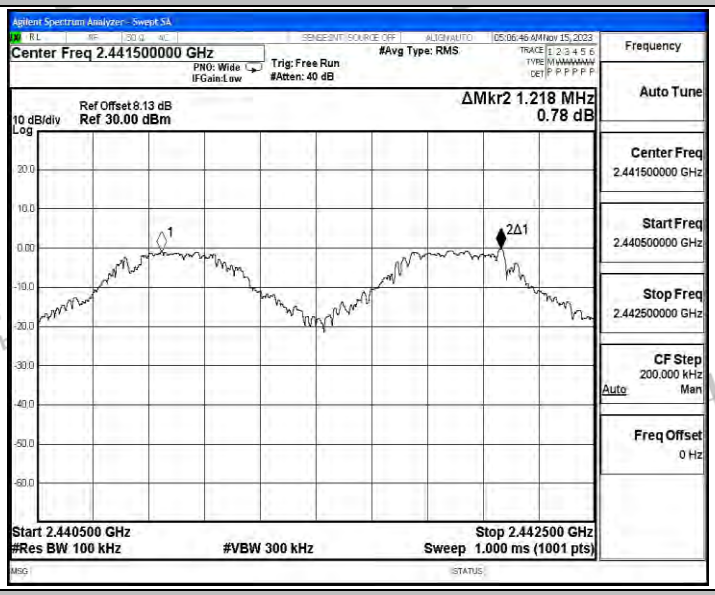

2DH5_Ant_Hop

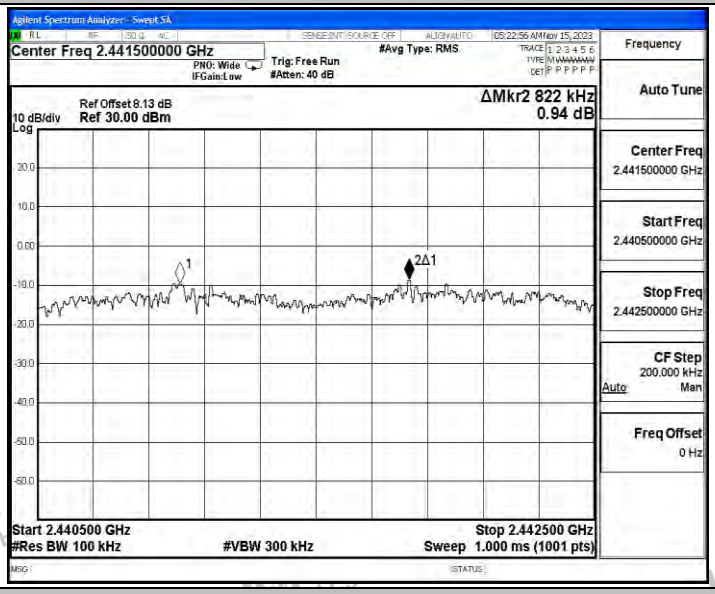

3DH5_Ant_Hop

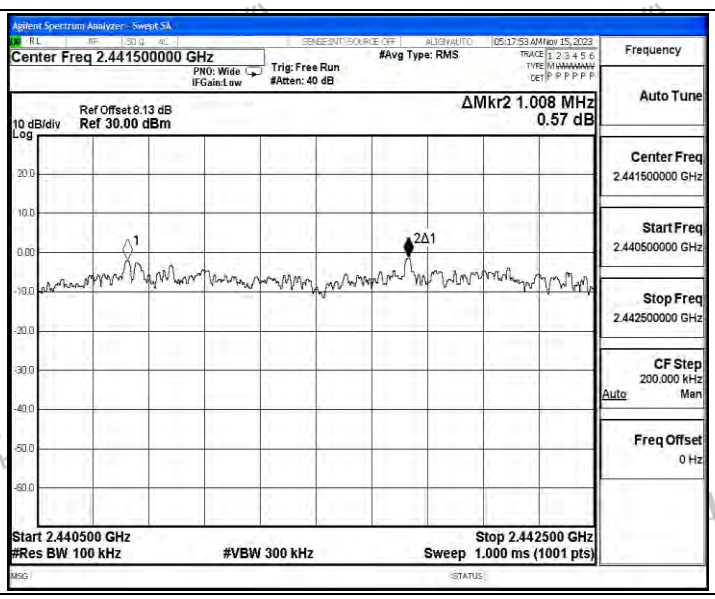
Agilent Spectrum Analyzer - Swept SA
Center Freq 2.441500000 GHz
PNO: Wide
IFGain:Low
Trig: Free Run
#Atten: 40 dB
#Avg Type: RMS
05:17:53 AM Nov 15, 2023
Frequency
Auto Tune
Ref Offset 8.13 dB
10 dB/div Ref 30.00 dBm
Log
ΔMkr2 1.008 MHz
0.57 dB
Center Freq
2.441500000 GHz
Start Freq
2.440500000 GHz
Stop Freq
2.442500000 GHz
CF Step
200.000 kHz
Auto Man
Freq Offset
0 Hz
Start 2.440500 GHz
#Res BW 100 kHz
#VBW 300 kHz
Stop 2.442500 GHz
Sweep 1.000 ms (1001 pts)

A.4 Time of occupancy

Test Result

TestMode	Antenna	Channel	BurstWidth [ms]	TotalHops [Num]	Result[s]	Limit[s]	Verdict
DH5	Ant	Hop	2.908	106.67	0.31	≤0.4	PASS
2DH5	Ant	Hop	2.897	106.67	0.309	≤0.4	PASS
3DH5	Ant	Hop	2.897	106.67	0.309	≤0.4	PASS

Test Graphs

DH5_Ant_Hop

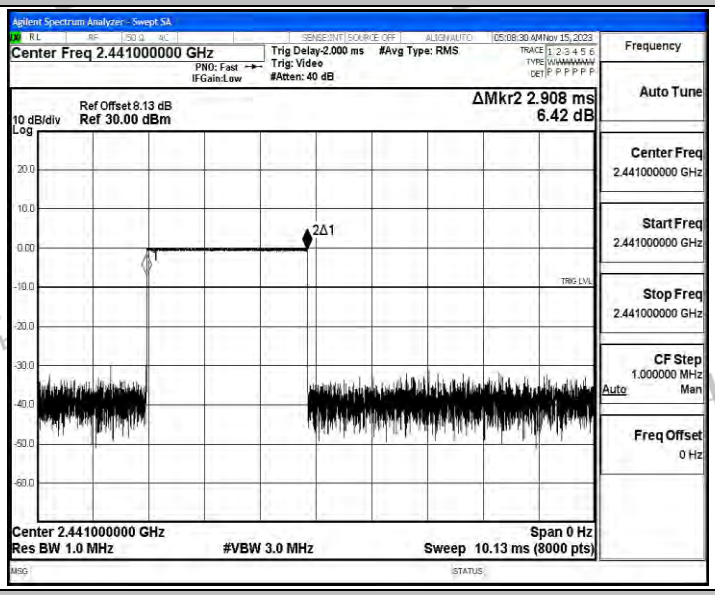

2DH5_Ant_Hop

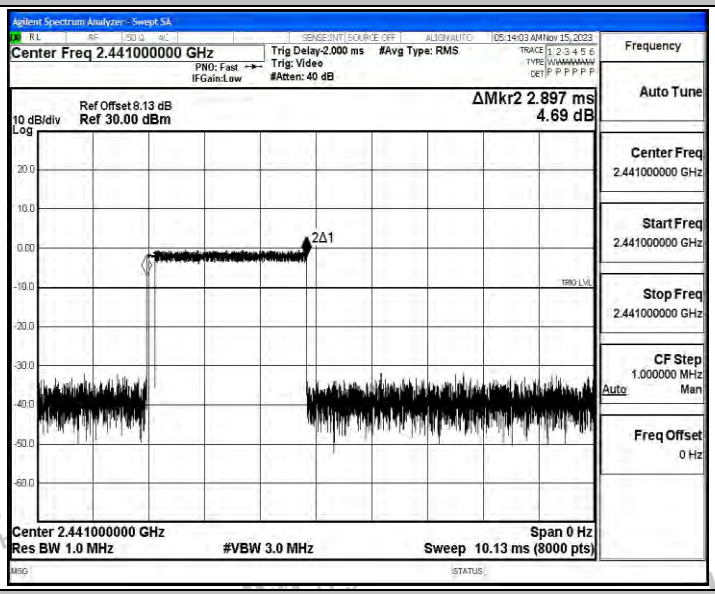

3DH5_Ant_Hop

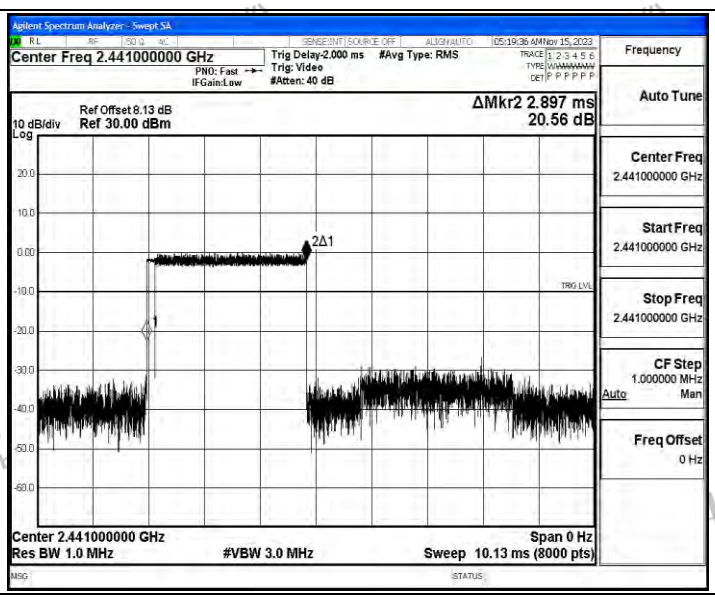
Agilent Spectrum Analyzer - Swept SA
Center Freq 2.441000000 GHz
PNO: Fast
IFGain:Low
Trig Delay-2.000 ms
Trig: Video
#Atten: 40 dB
#Avg Type: RMS
05:19:36 AM Nov 15, 2023
Frequency
Auto Tune
Ref Offset 8.13 dB
10 dB/div
Ref 30.00 dBm
Log
ΔMkr2 2.897 ms
20.56 dB
2Δ1
Center Freq
2.441000000 GHz
Start Freq
2.441000000 GHz
Stop Freq
2.441000000 GHz
CF Step
1.000000 MHz
Auto
Man
Freq Offset
0 Hz
Center 2.441000000 GHz
Res BW 1.0 MHz
#VBW 3.0 MHz
Span 0 Hz
Sweep 10.13 ms (8000 pts)

A.5 Number of hopping channels

Test Result

TestMode	Antenna	Channel	Result[Num]	Limit[Num]	Verdict
DH5	Ant	Hop	79	≥15	PASS
2DH5	Ant	Hop	79	≥15	PASS
3DH5	Ant	Hop	79	≥15	PASS

Test Graphs

DH5_Ant_Hop

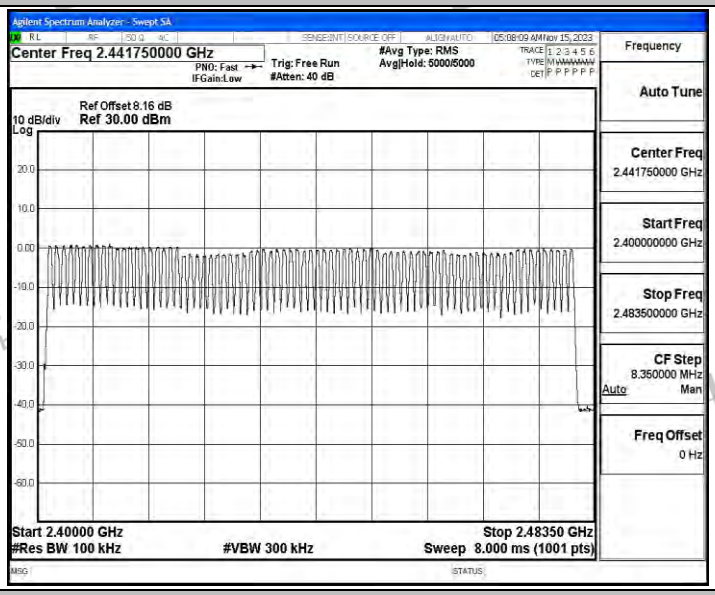

2DH5_Ant_Hop

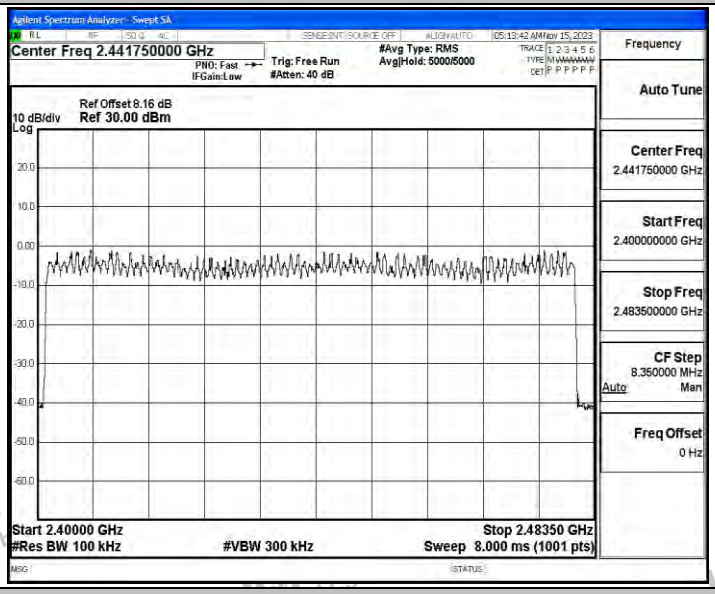

3DH5_Ant_Hop

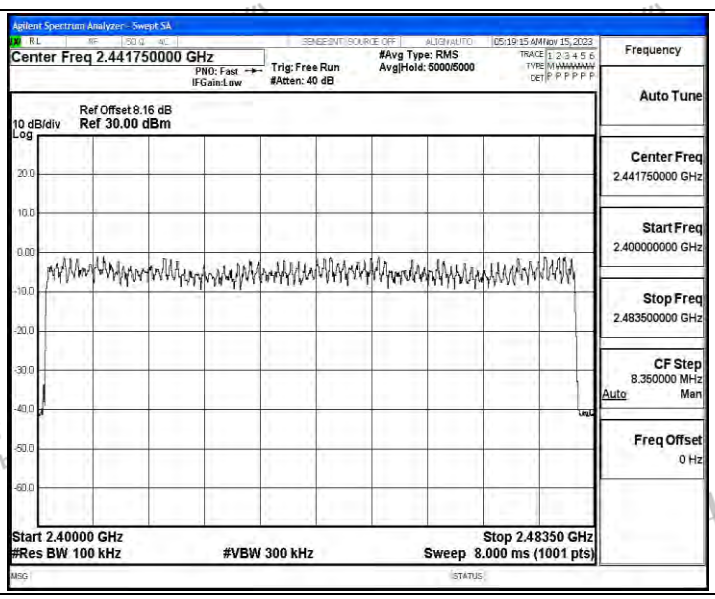
Agilent Spectrum Analyzer - Swept SA
Center Freq 2.441750000 GHz
PNO: Fast
IFGain:Low
Trig: Free Run
#Atten: 40 dB
#Avg Type: RMS
Avg|Hold: 5000/5000
05:19:15 AM Nov 15, 2023
Ref Offset 8.16 dB
10 dB/div
Ref 30.00 dBm
Log
Start 2.40000 GHz
#Res BW 100 kHz
#VBW 300 kHz
Stop 2.48350 GHz
Sweep 8.000 ms (1001 pts)
Frequency
Auto Tune
Center Freq
2.441750000 GHz
Start Freq
2.400000000 GHz
Stop Freq
2.483500000 GHz
CF Step
8.350000 MHz
Auto
Man
Freq Offset
0 Hz

A.6 Band edge measurements

Test Result

TestMode	Antenna	ChName	Channel	RefLevel [dBm]	Result [dBm]	Limit [dBm]	Verdict
DH5	Ant	Low	2402	0.64	-49.32	≤-19.36	PASS
		High	2480	-0.09	-50.76	≤-20.09	PASS
		Low	Hop_2402	-0.27	-50.17	≤-20.27	PASS
		High	Hop_2480	-0.56	-49.27	≤-20.56	PASS
2DH5	Ant	Low	2402	-4.85	-50.5	≤-24.85	PASS
		High	2480	-2.36	-50.53	≤-22.36	PASS
		Low	Hop_2402	-1.64	-49.72	≤-21.64	PASS
		High	Hop_2480	-2.99	-49.89	≤-22.99	PASS
3DH5	Ant	Low	2402	-1.28	-50.42	≤-21.28	PASS
		High	2480	-2.23	-49.95	≤-22.23	PASS
		Low	Hop_2402	-2.15	-49.95	≤-22.15	PASS
		High	Hop_2480	-1.46	-49.14	≤-21.46	PASS

Test Graphs

DH5_Ant_Low_2402

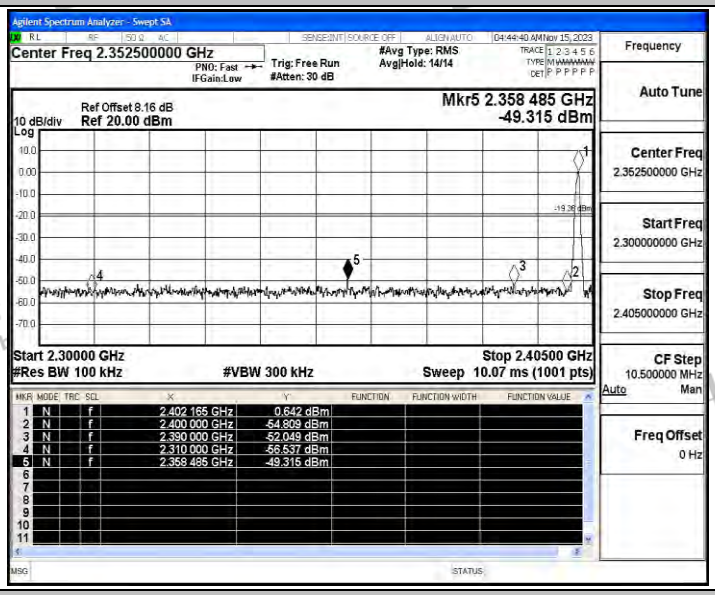

DH5_Ant_High_2480

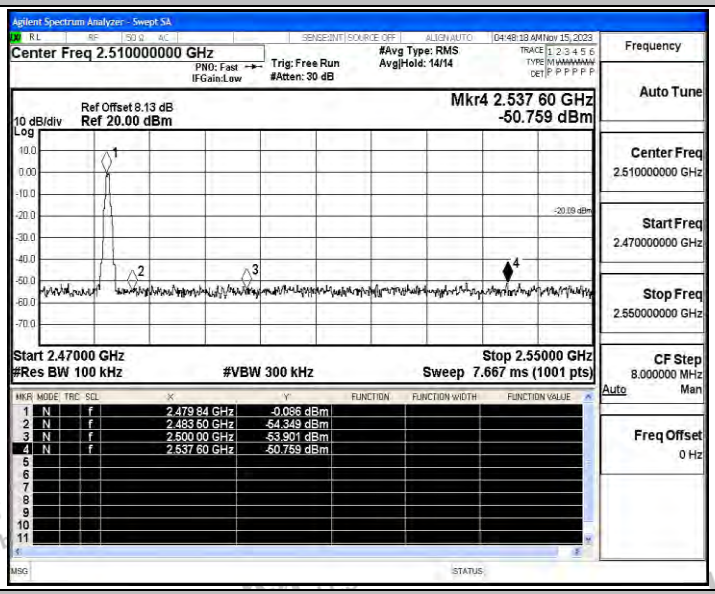

DH5_Ant_Low_Hop_2402

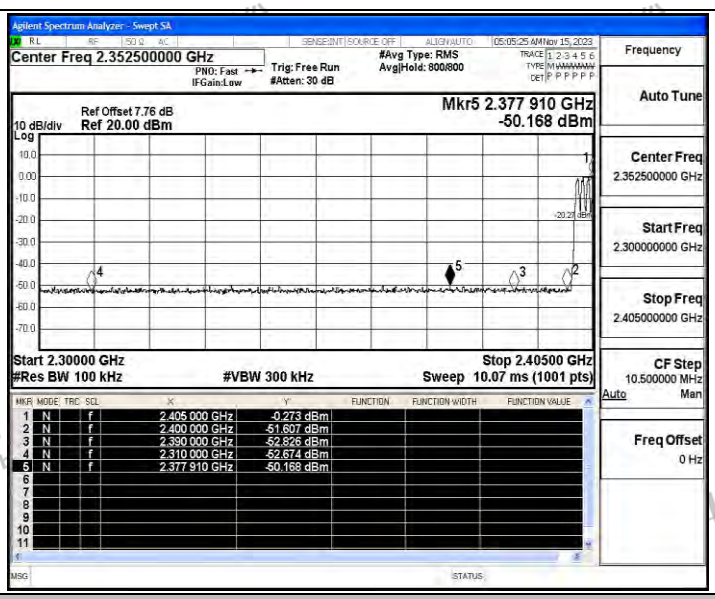

DH5_Ant_High_Hop_2480

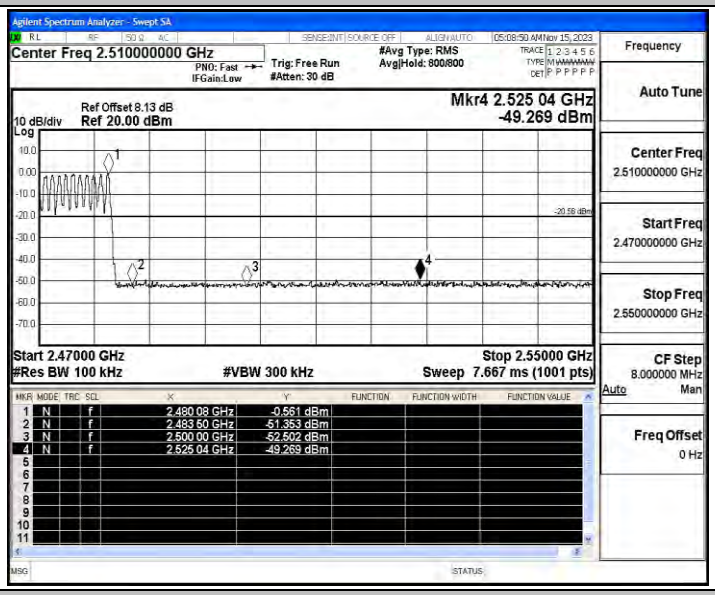

2DH5_Ant_Low_2402

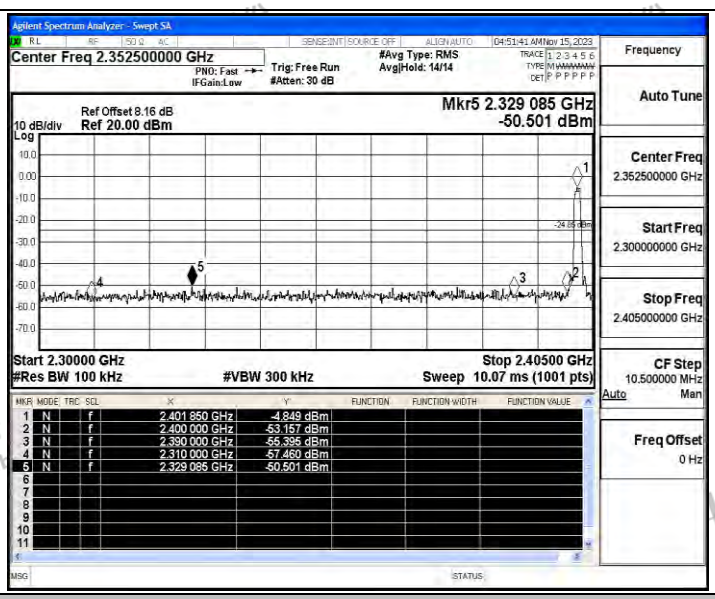

2DH5_Ant_High_2480

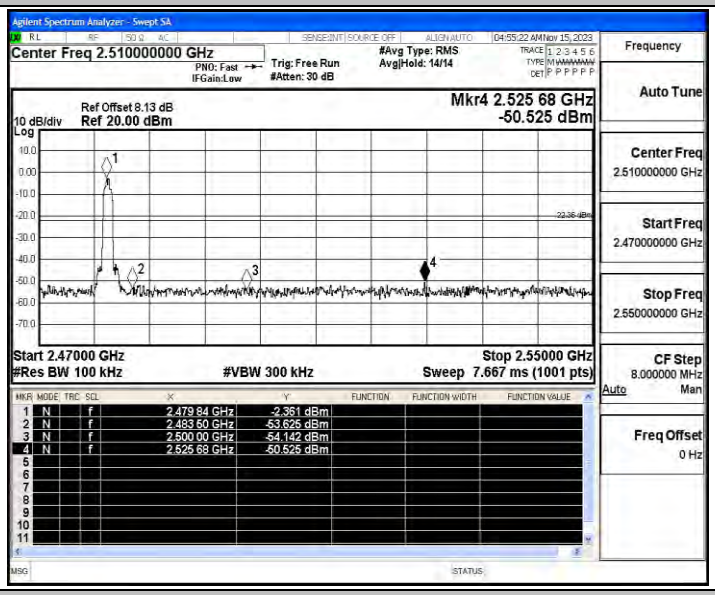

2DH5_Ant_Low_Hop_2402

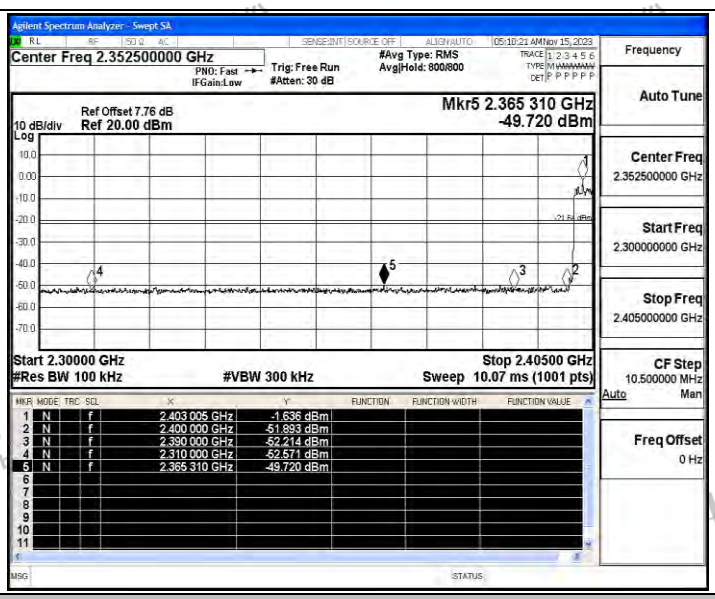

2DH5_Ant_High_Hop_2480

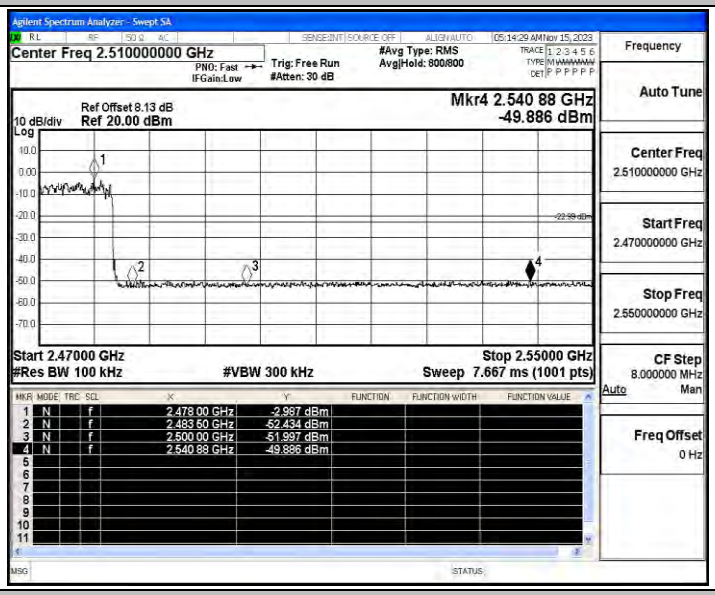

3DH5_Ant_Low_2402

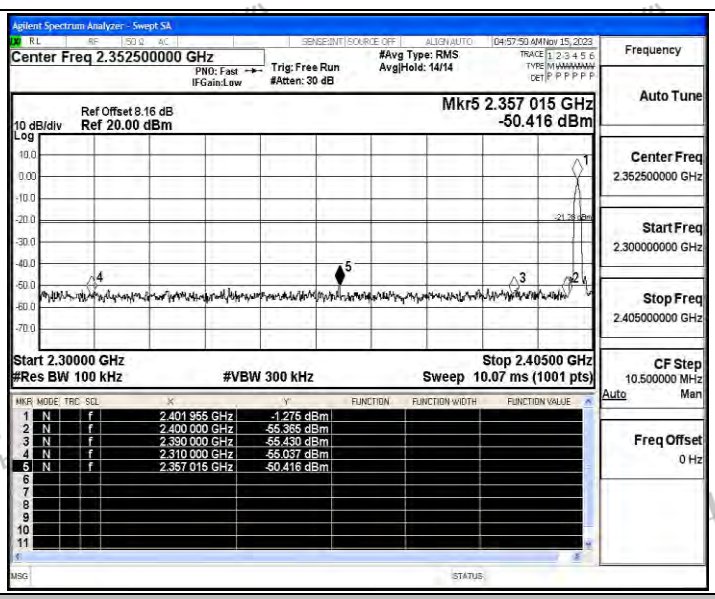

3DH5_Ant_High_2480

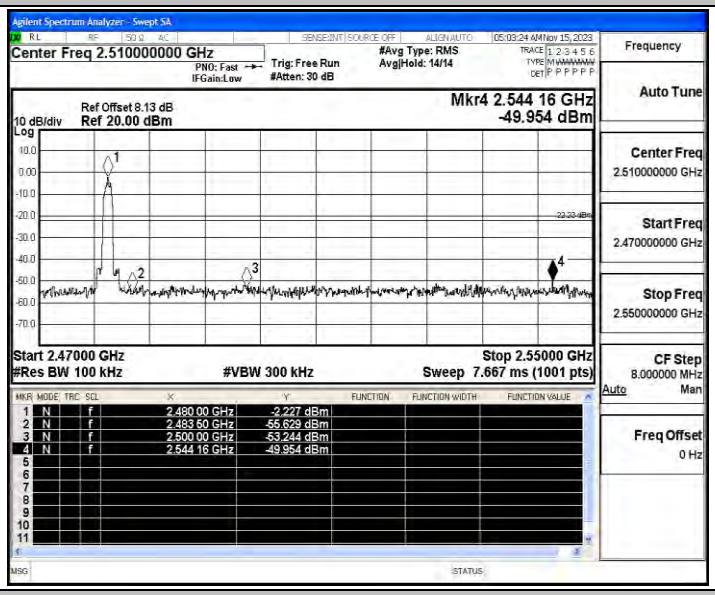

3DH5_Ant_Low_Hop_2402

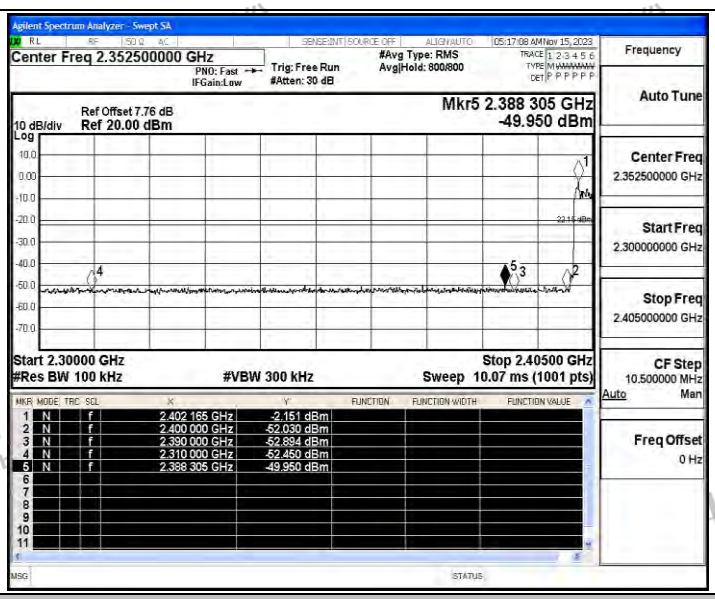

3DH5_Ant_High_Hop_2480

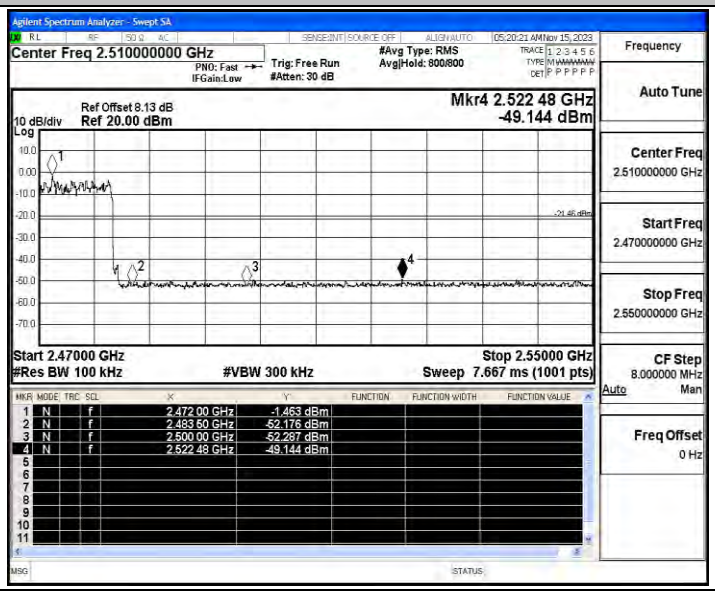

A.7 Conducted Spurious Emission

Test Result

TestMode	Antenna	Channel	FreqRange [MHz]	RefLevel [dBm]	Result [dBm]	Limit [dBm]	Verdict
DH5	Ant	2402	Reference	0.67	0.67	---	PASS
			30~1000	0.67	-61.23	≤-19.33	PASS
			1000~26500	0.67	-49.16	≤-19.33	PASS
		2441	Reference	-0.21	-0.21	---	PASS
			30~1000	-0.21	-61.69	≤-20.21	PASS
			1000~26500	-0.21	-49.23	≤-20.21	PASS
		2480	Reference	-0.18	-0.18	---	PASS
			30~1000	-0.18	-61.61	≤-20.18	PASS
			1000~26500	-0.18	-44.44	≤-20.18	PASS
2DH5	Ant	2402	Reference	-2.37	-2.37	---	PASS
			30~1000	-2.37	-61.45	≤-22.37	PASS
			1000~26500	-2.37	-48.62	≤-22.37	PASS
		2441	Reference	-2.70	-2.70	---	PASS
			30~1000	-2.70	-61.33	≤-22.7	PASS
			1000~26500	-2.70	-49.36	≤-22.7	PASS
		2480	Reference	-1.39	-1.39	---	PASS
			30~1000	-1.39	-60.68	≤-21.39	PASS
			1000~26500	-1.39	-48.88	≤-21.39	PASS
3DH5	Ant	2402	Reference	-1.46	-1.46	---	PASS
			30~1000	-1.46	-61.6	≤-21.46	PASS
			1000~26500	-1.46	-49.35	≤-21.46	PASS
		2441	Reference	-1.98	-1.98	---	PASS
			30~1000	-1.98	-61.87	≤-21.98	PASS
			1000~26500	-1.98	-49.06	≤-21.98	PASS
		2480	Reference	-1.43	-1.43	---	PASS
			30~1000	-1.43	-61.52	≤-21.43	PASS
			1000~26500	-1.43	-49.38	≤-21.43	PASS

Test Graphs

DH5_Ant_2402_0~Reference

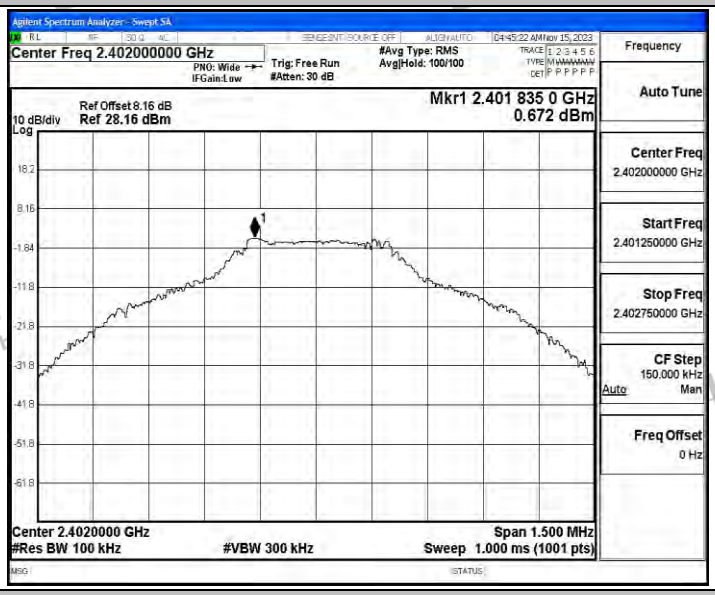

DH5_Ant_2402_30~1000

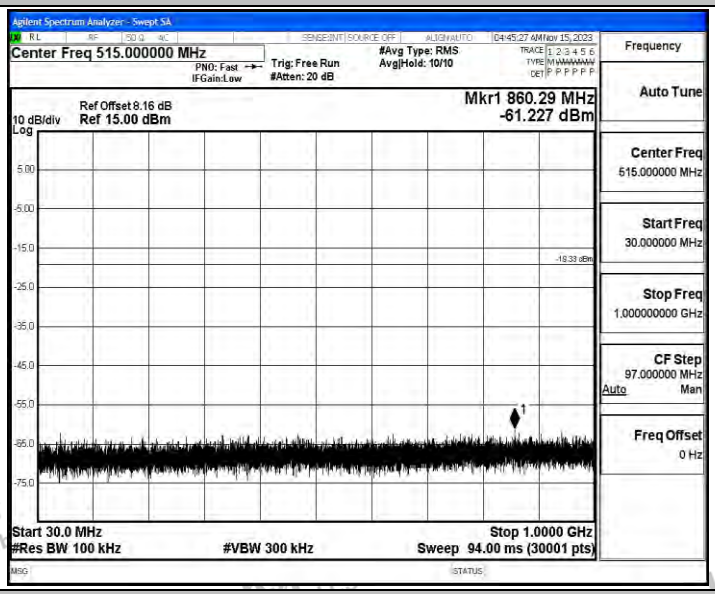

DH5_Ant_2402_1000~26500

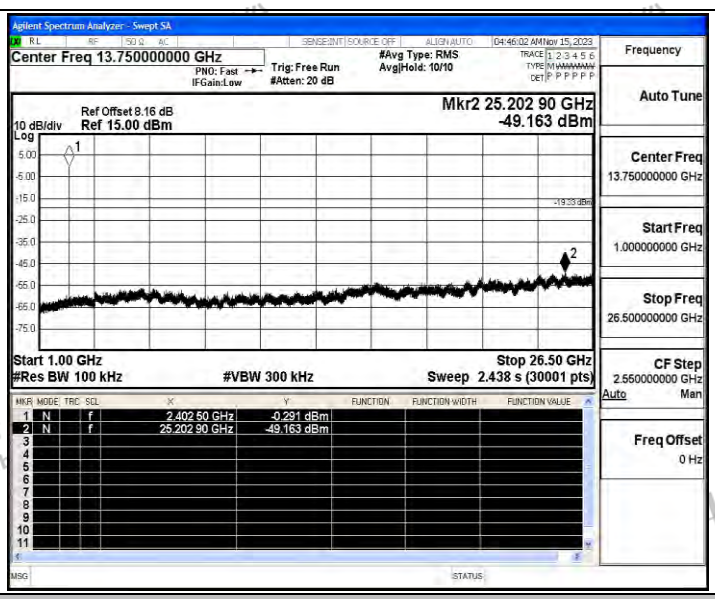

DH5_Ant_2441_0~Reference

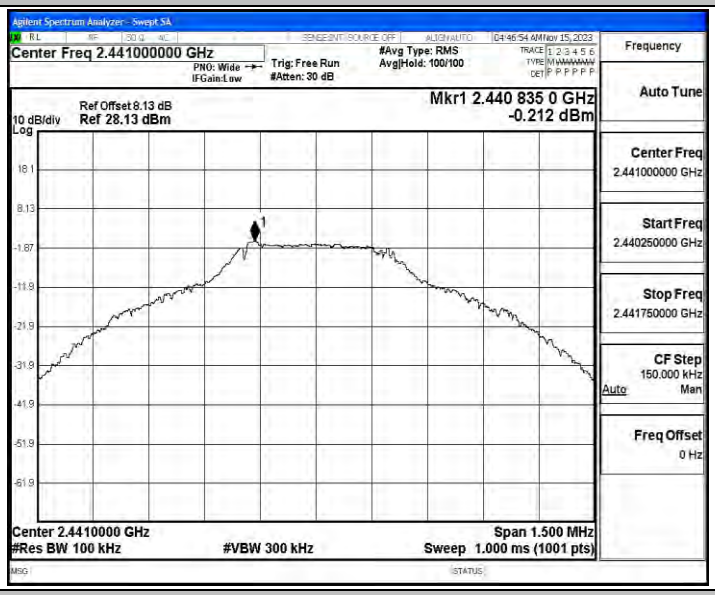

DH5_Ant_2441_30~1000

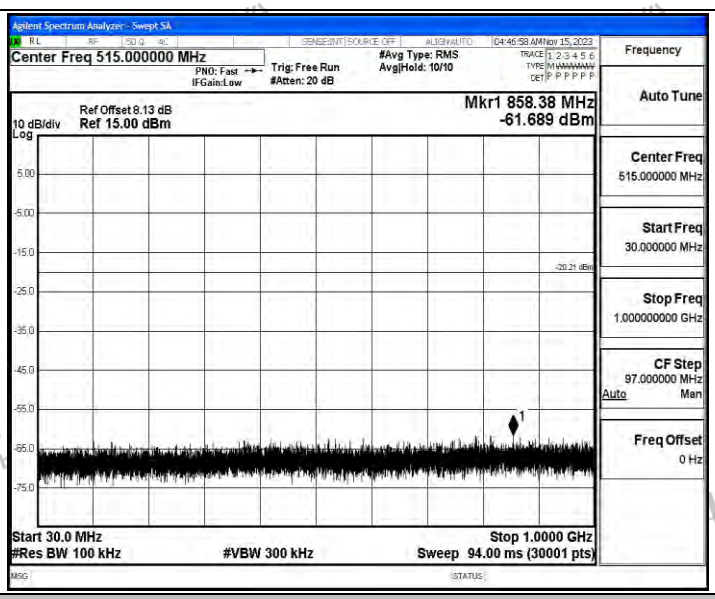

DH5_Ant_2441_1000~26500

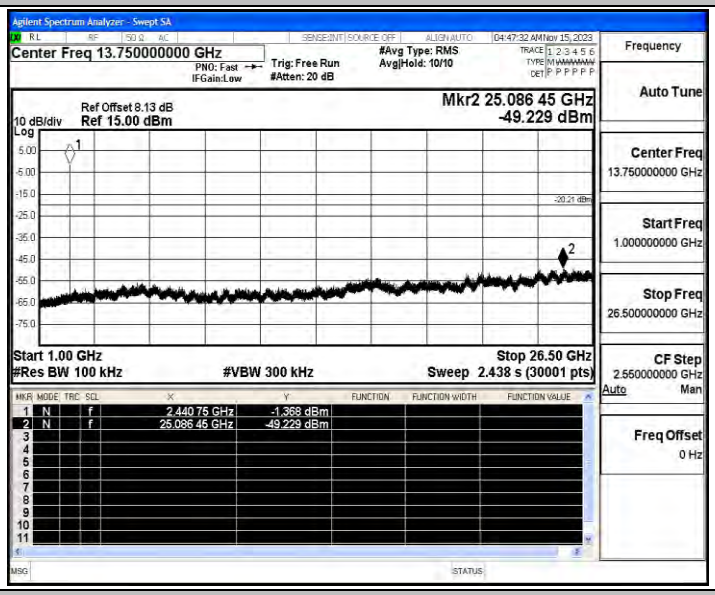

DH5_Ant_2480_0~Reference

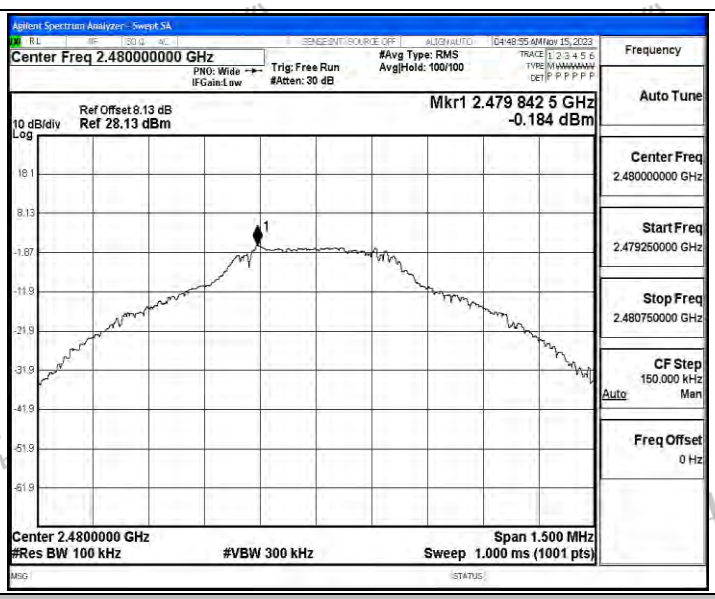

DH5_Ant_2480_30~1000

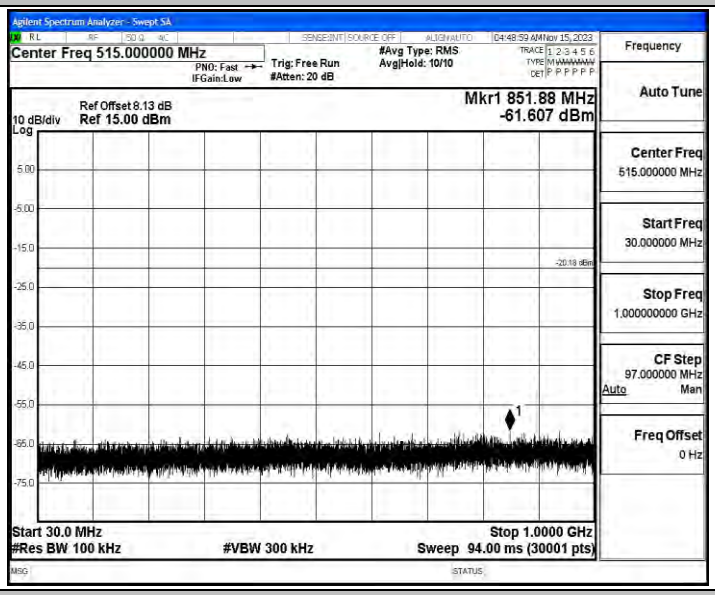

DH5_Ant_2480_1000~26500

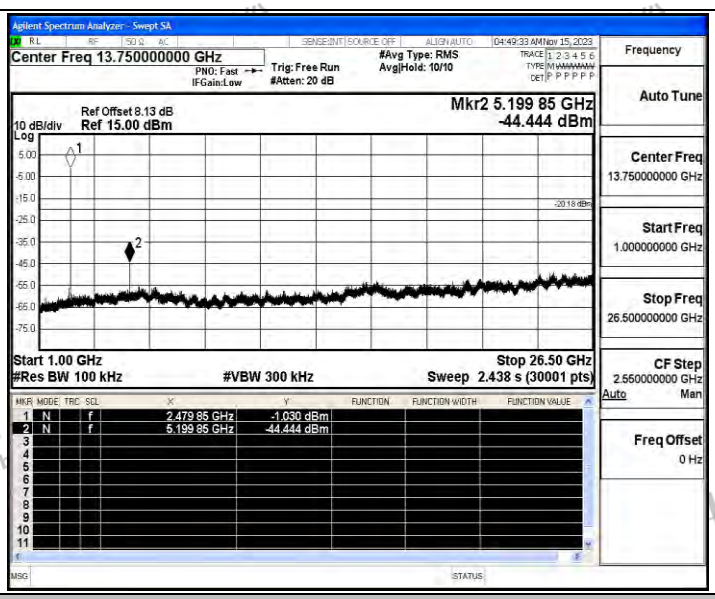

2DH5_Ant_2402_0~Reference

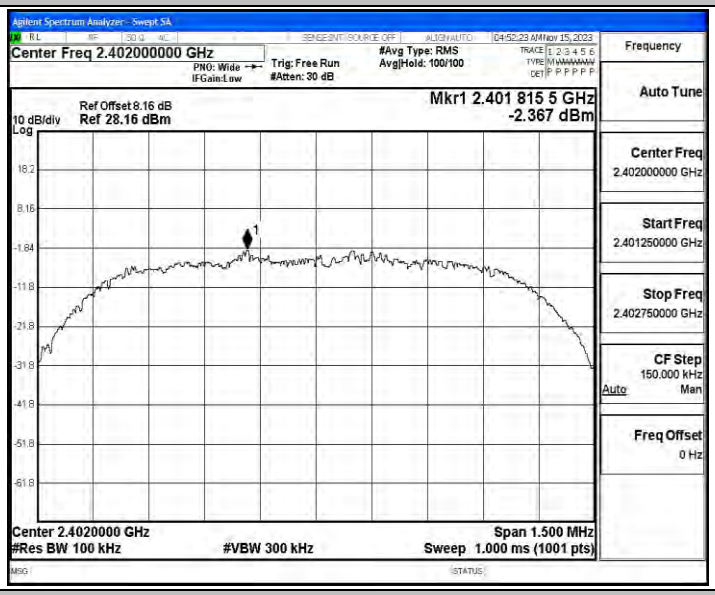

2DH5_Ant_2402_30~1000

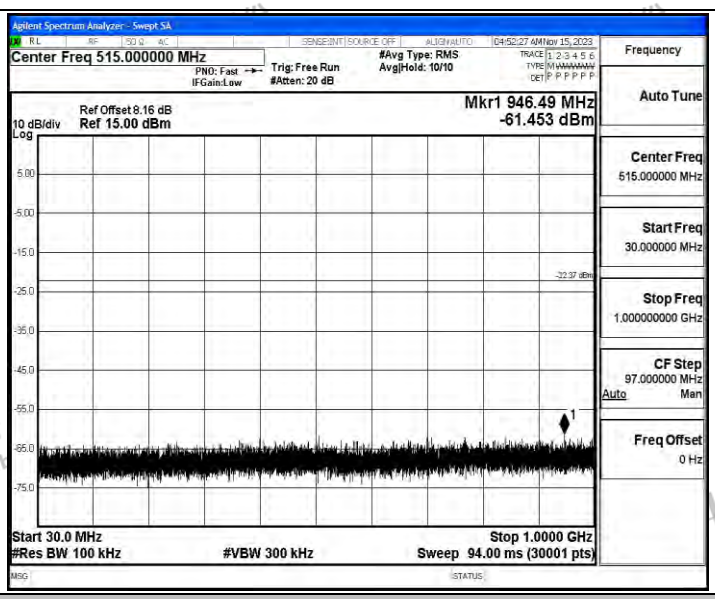

2DH5_Ant_2402_1000~26500

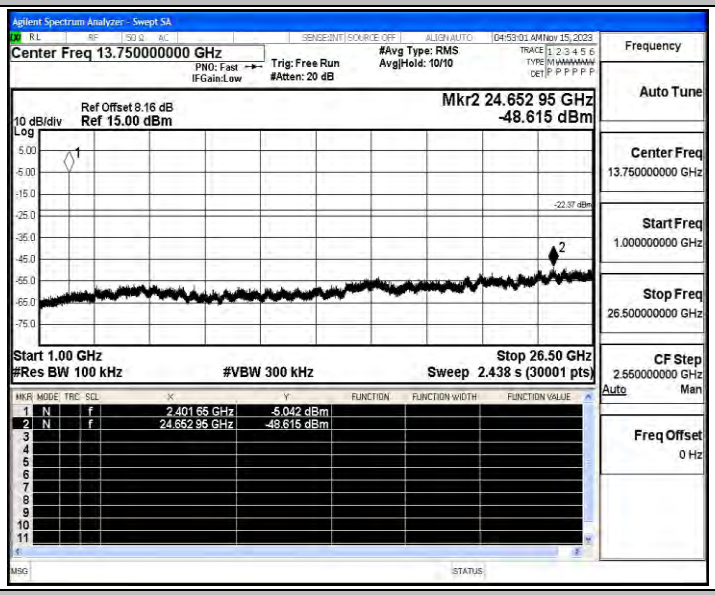

2DH5_Ant_2441_0~Reference

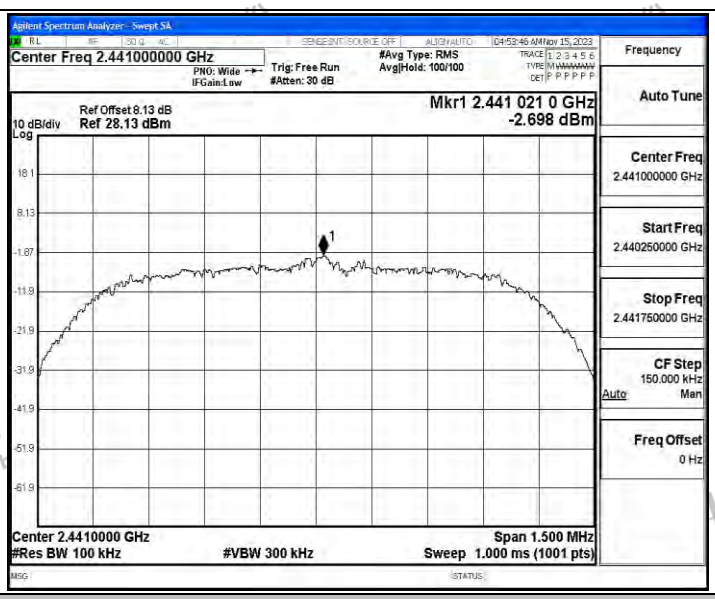

2DH5_Ant_2441_30~1000

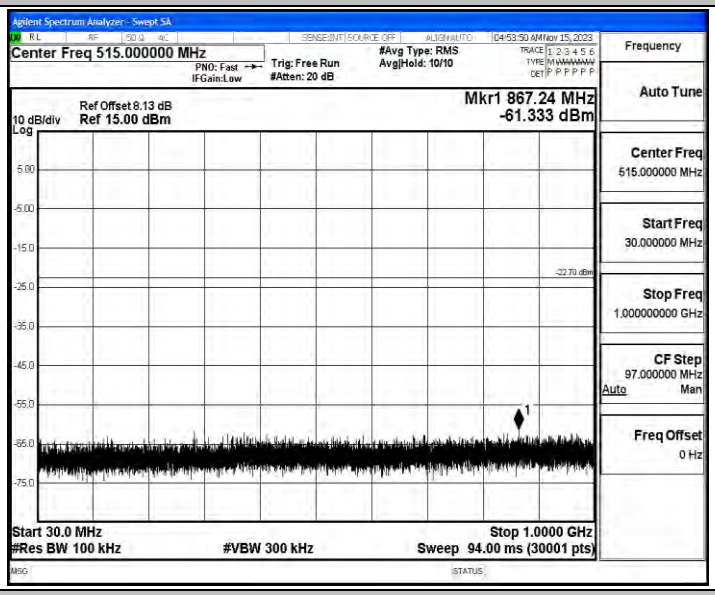

2DH5_Ant_2441_1000~26500

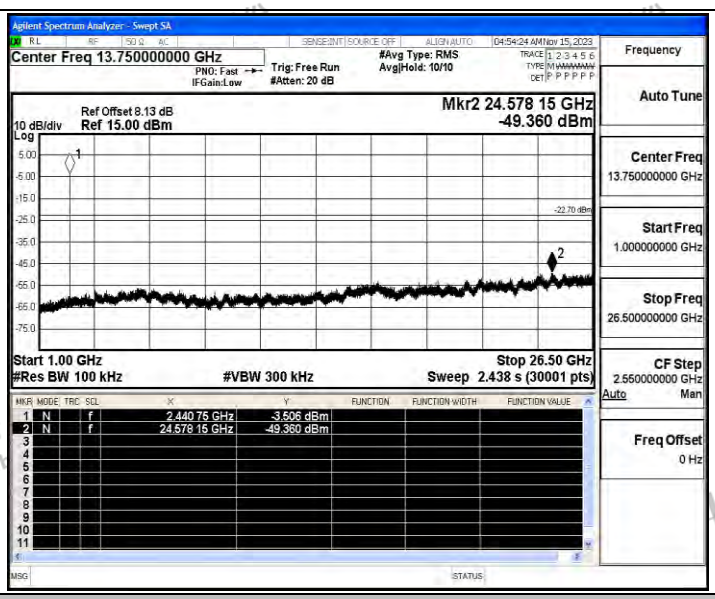

2DH5_Ant_2480_0~Reference

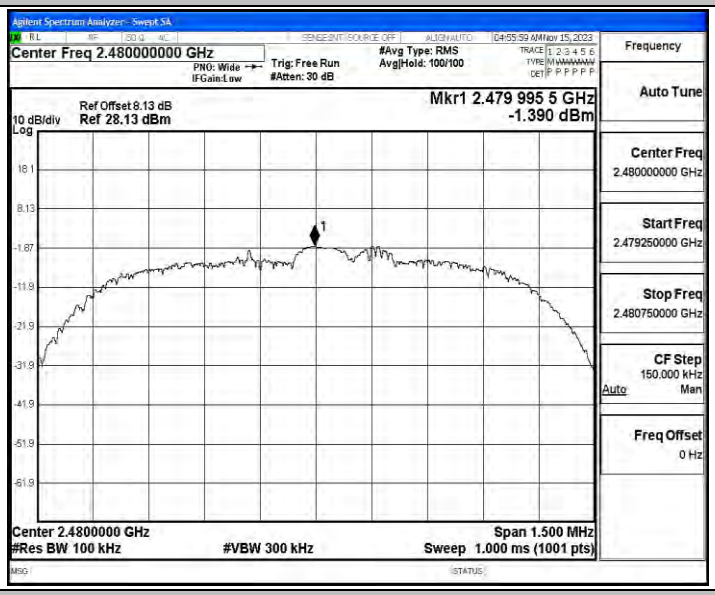

2DH5_Ant_2480_30~1000

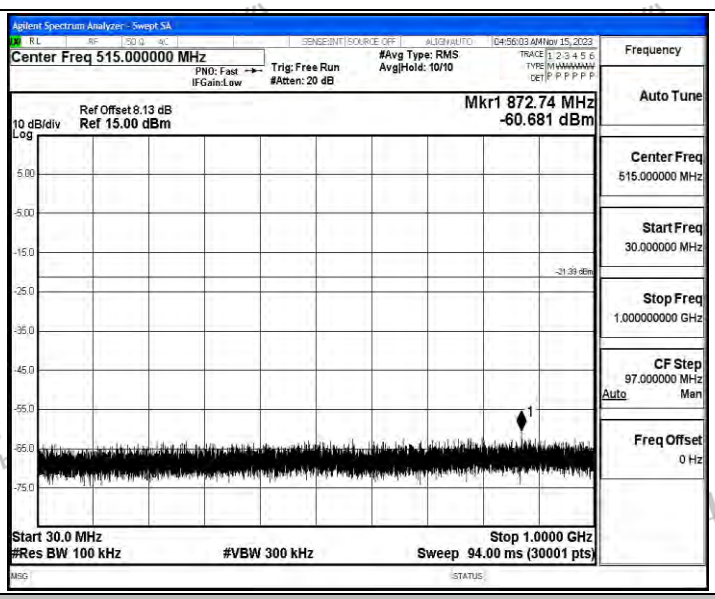

2DH5_Ant_2480_1000~26500

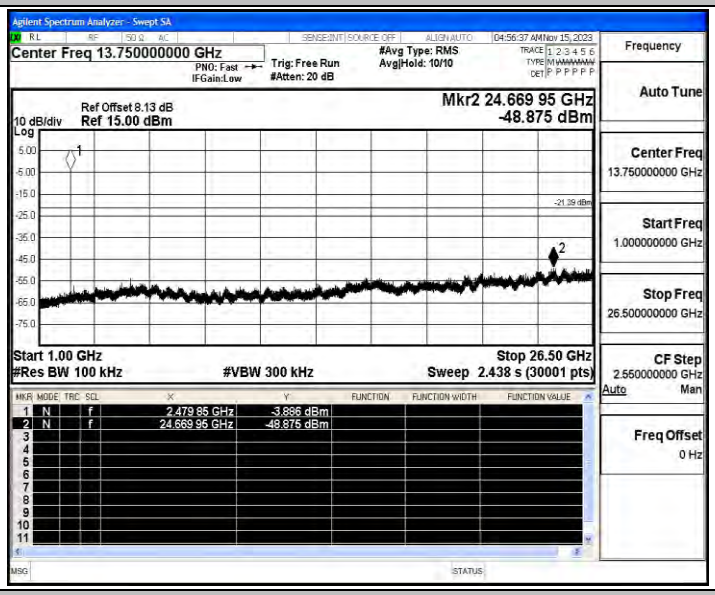

3DH5_Ant_2402_0~Reference

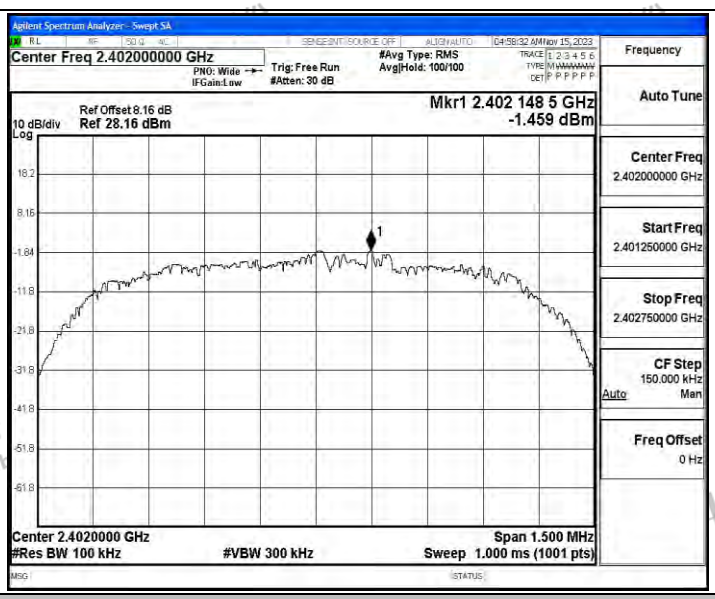

3DH5_Ant_2402_30~1000

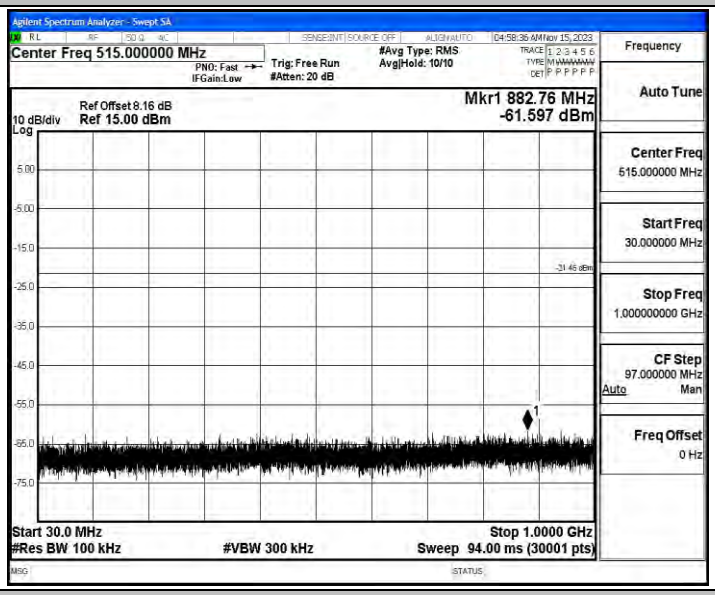

3DH5_Ant_2402_1000~26500

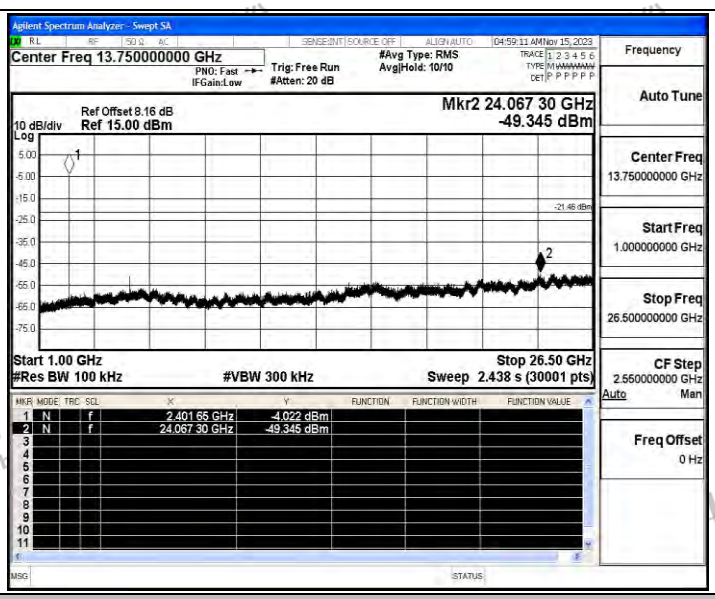

3DH5_Ant_2441_0~Reference

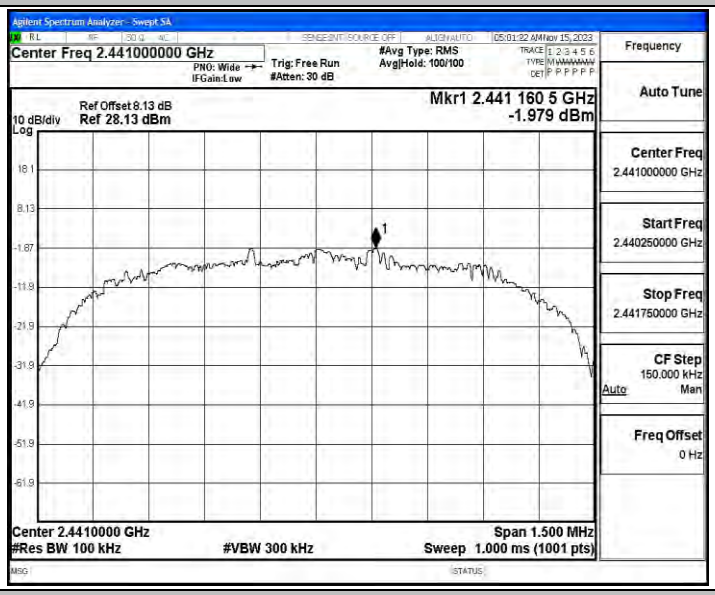

3DH5_Ant_2441_30~1000

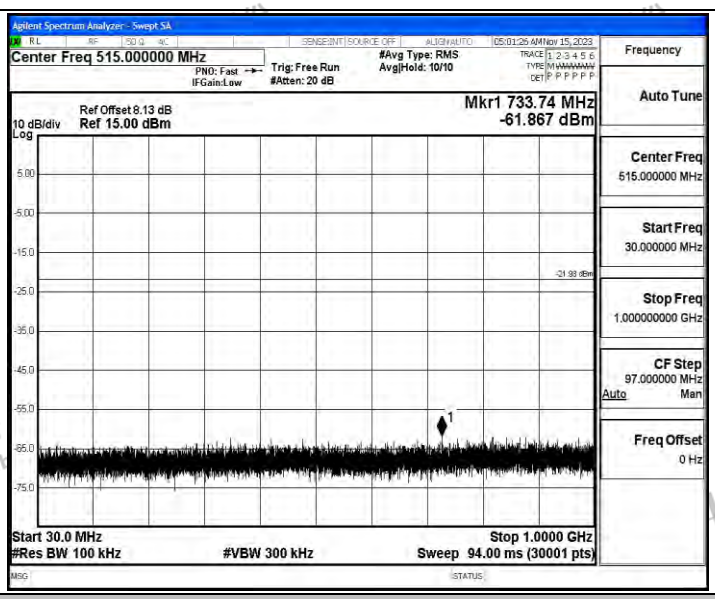

3DH5_Ant_2441_1000~26500

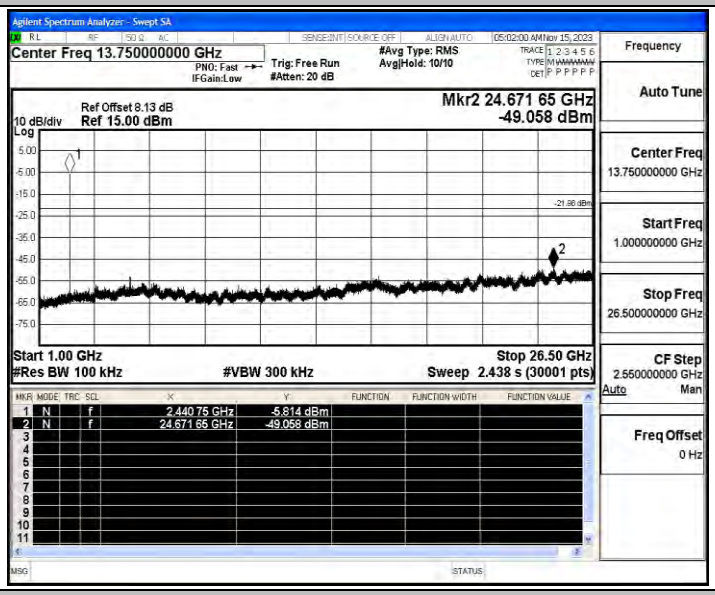

3DH5_Ant_2480_0~Reference

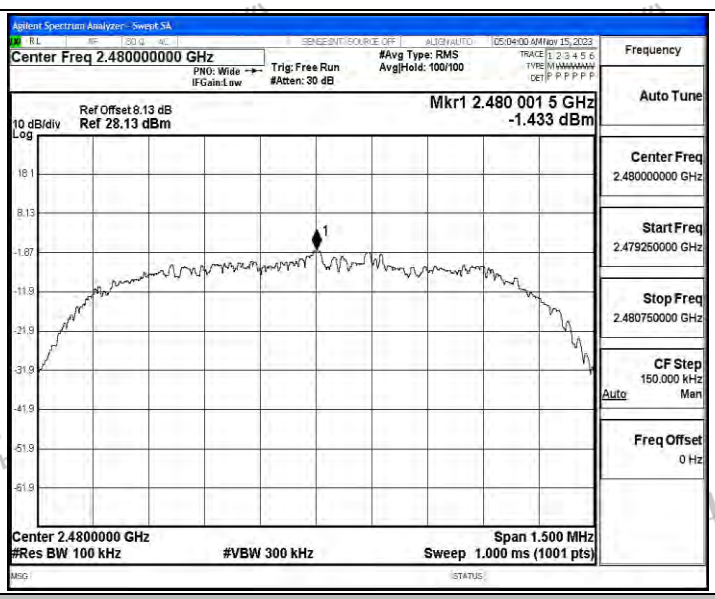

3DH5_Ant_2480_30~1000

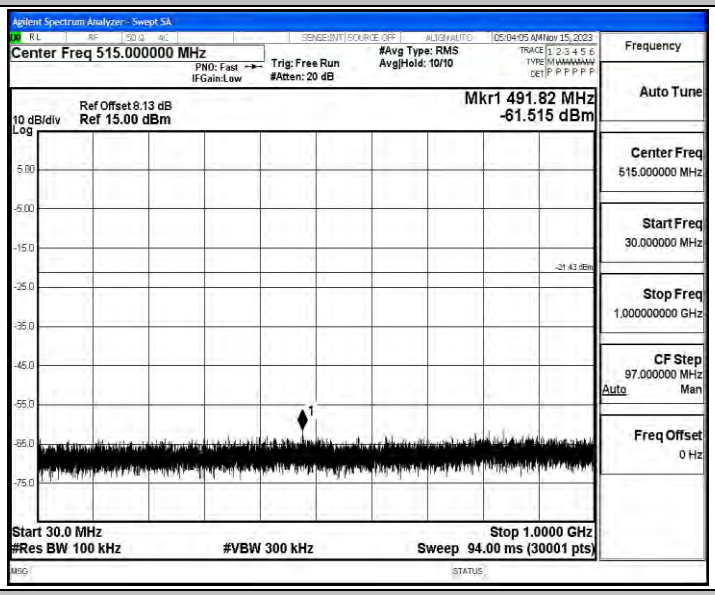

3DH5_Ant_2480_1000~26500

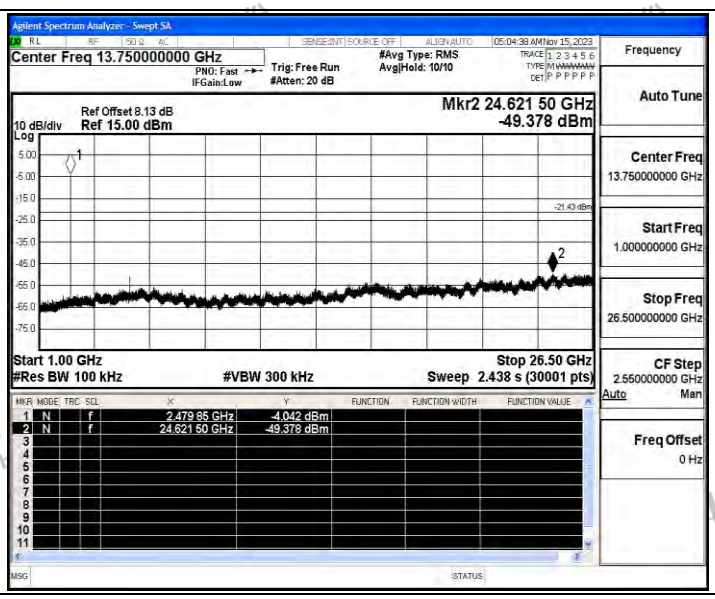
Agilent Spectrum Analyzer - Swept SA
Center Freq 13.750000000 GHz
PNO: Fast
IFGain:Low
Trig: Free Run
#Atten: 20 dB
#Avg Type: RMS
Avg|Hold: 10/10
05:04:38 AM Nov 15, 2023
Frequency
Auto Tune
Ref Offset 8.13 dB
10 dB/div
Ref 15.00 dBm
Log
Mkr2 24.621 50 GHz
-49.378 dBm
-21.43 dBm
Center Freq
13.750000000 GHz
Start Freq
1.000000000 GHz
Stop Freq
26.500000000 GHz
Start 1.00 GHz
#Res BW 100 kHz
#VBW 300 kHz
Stop 26.50 GHz
Sweep 2.438 s (30001 pts)
CF Step
2.550000000 GHz
Auto
Man
Freq Offset
0 Hz
1 N f 2.479 85 GHz -4.042 dBm
2 N f 24.621 50 GHz -49.378 dBm

A.8 Emissions in Restricted Bands

Test Result

TestMode	Antenna	ChName	Channel	Detector	Freq. [MHz]	Result [dBm]	Limit [dBm]	Result [dBuV/m]	Limit [dBuV/m]	Verdict
DH5	Ant	Low	2402	AV	2310.000	-49.19	≤-41.20	46.01	≤54	PASS
				AV	2374.130	-48.67	≤-41.20	46.53	≤54	PASS
				AV	2390.000	-48.82	≤-41.20	46.38	≤54	PASS
				Peak	2310.000	-42.39	≤-21.20	52.81	≤74	PASS
				Peak	2343.260	-39.58	≤-21.20	55.62	≤74	PASS
				Peak	2390.000	-44.64	≤-21.20	50.56	≤74	PASS
		High	2480	AV	2483.500	-48.38	≤-41.20	46.82	≤54	PASS
				AV	2483.520	-48.38	≤-41.20	46.82	≤54	PASS
				AV	2500.000	-48.64	≤-41.20	46.56	≤54	PASS
				Peak	2483.500	-42.56	≤-21.20	52.64	≤74	PASS
				Peak	2486.240	-39.05	≤-21.20	56.15	≤74	PASS
				Peak	2500.000	-42.66	≤-21.20	52.54	≤74	PASS
		Low	Hop_2402	Peak	2310.000	-41.08	≤-21.20	54.12	≤74	PASS
				Peak	2329.925	-38.21	≤-21.20	56.99	≤74	PASS
				Peak	2390.000	-40.16	≤-21.20	55.04	≤74	PASS
		High	Hop_2480	Peak	2483.500	-41.17	≤-21.20	54.03	≤74	PASS
				Peak	2494.480	-38.66	≤-21.20	56.54	≤74	PASS
				Peak	2500.000	-41.06	≤-21.20	54.14	≤74	PASS
2DH5	Ant	Low	2402	AV	2310.000	-49.15	≤-41.20	46.05	≤54	PASS
				AV	2385.995	-48.61	≤-41.20	46.59	≤54	PASS
				AV	2390.000	-48.85	≤-41.20	46.35	≤54	PASS
				Peak	2310.000	-43.38	≤-21.20	51.82	≤74	PASS
				Peak	2330.030	-39.85	≤-21.20	55.35	≤74	PASS
				Peak	2390.000	-41.92	≤-21.20	53.28	≤74	PASS
		High	2480	AV	2483.500	-48.35	≤-41.20	46.85	≤54	PASS
				AV	2483.520	-48.35	≤-41.20	46.85	≤54	PASS
				AV	2500.000	-48.59	≤-41.20	46.61	≤54	PASS
				Peak	2483.500	-43.77	≤-21.20	51.43	≤74	PASS
				Peak	2499.840	-39.86	≤-21.20	55.34	≤74	PASS
				Peak	2500.000	-43.5	≤-21.20	51.70	≤74	PASS
		Low	Hop_2402	Peak	2310.000	-42.15	≤-21.20	53.05	≤74	PASS
				Peak	2318.900	-37.91	≤-21.20	57.29	≤74	PASS
				Peak	2390.000	-40.75	≤-21.20	54.45	≤74	PASS
		High	Hop_2480	Peak	2483.500	-39.28	≤-21.20	55.92	≤74	PASS
				Peak	2499.920	-38.02	≤-21.20	57.18	≤74	PASS

				Peak	2500.000	-40.03	≤-21.20	55.17	≤74	PASS
3DH5	Ant	Low	2402	AV	2310.000	-49.09	≤-41.20	46.11	≤54	PASS
				AV	2374.130	-48.68	≤-41.20	46.52	≤54	PASS
				AV	2390.000	-48.83	≤-41.20	46.37	≤54	PASS
				Peak	2310.000	-41.94	≤-21.20	53.26	≤74	PASS
				Peak	2324.045	-39.29	≤-21.20	55.91	≤74	PASS
				Peak	2390.000	-43.56	≤-21.20	51.64	≤74	PASS
		High	2480	AV	2483.500	-48.4	≤-41.20	46.80	≤54	PASS
				AV	2483.520	-48.4	≤-41.20	46.80	≤54	PASS
				AV	2500.000	-48.63	≤-41.20	46.57	≤54	PASS
				Peak	2483.500	-42.18	≤-21.20	53.02	≤74	PASS
				Peak	2489.200	-39.14	≤-21.20	56.06	≤74	PASS
				Peak	2500.000	-43.66	≤-21.20	51.54	≤74	PASS
		Low	Hop_2402	Peak	2310.000	-40.41	≤-21.20	54.79	≤74	PASS
				Peak	2363.630	-38.63	≤-21.20	56.57	≤74	PASS
				Peak	2390.000	-40.96	≤-21.20	54.24	≤74	PASS
		High	Hop_2480	Peak	2483.500	-41.28	≤-21.20	53.92	≤74	PASS
				Peak	2493.040	-38.75	≤-21.20	56.45	≤74	PASS
				Peak	2500.000	-41.49	≤-21.20	53.71	≤74	PASS

Note:

1. The Antenna Gain is compensated in the graph.
2. The limit in dBm for average detector is conversion from 54dBuV/m, according to 15.209(a). The limit in dBm for peak detector is 20dB above the limit of average detector in dBm.

Test Graphs

DH5_Ant_Low_2402_AV

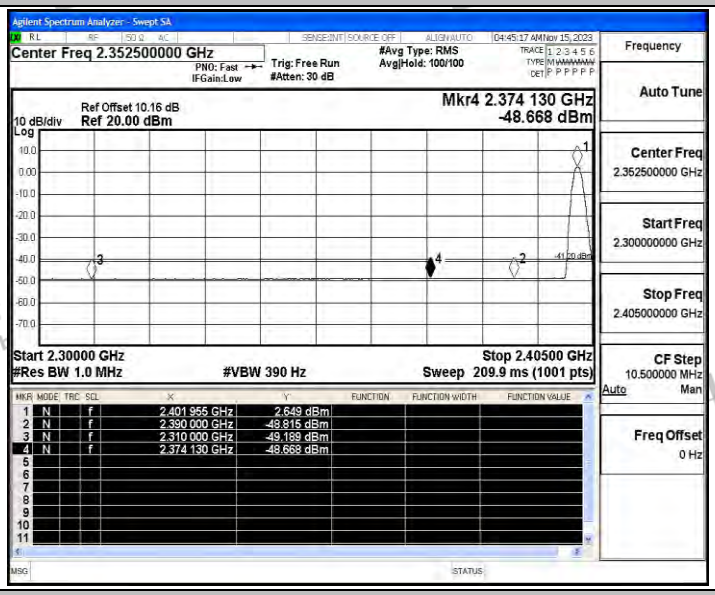

DH5_Ant_Low_2402_Peak

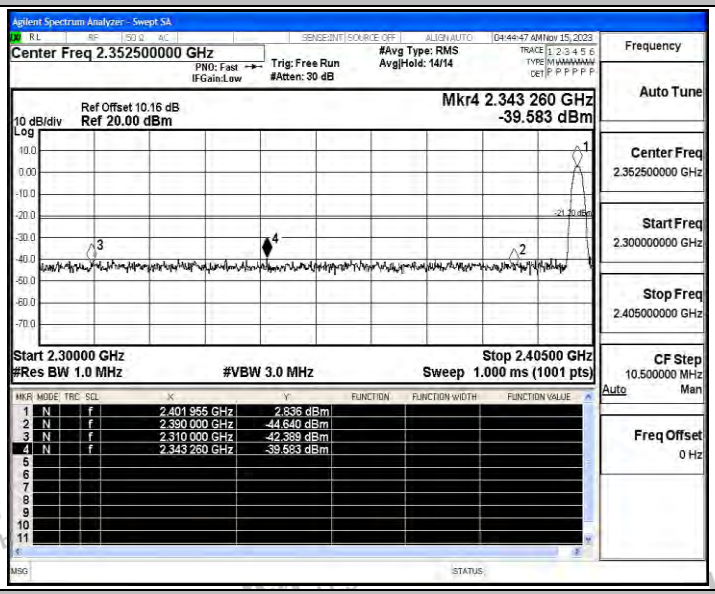

DH5_Ant_High_2480_AV

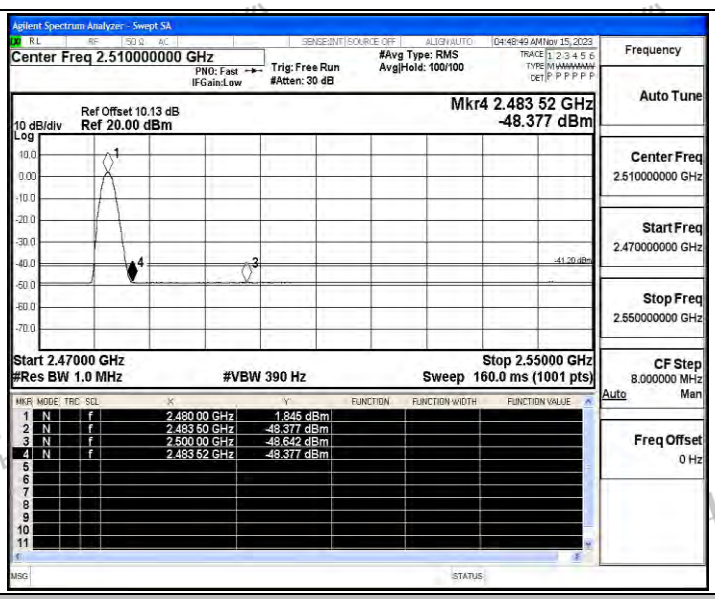

DH5_Ant_High_2480_Peak

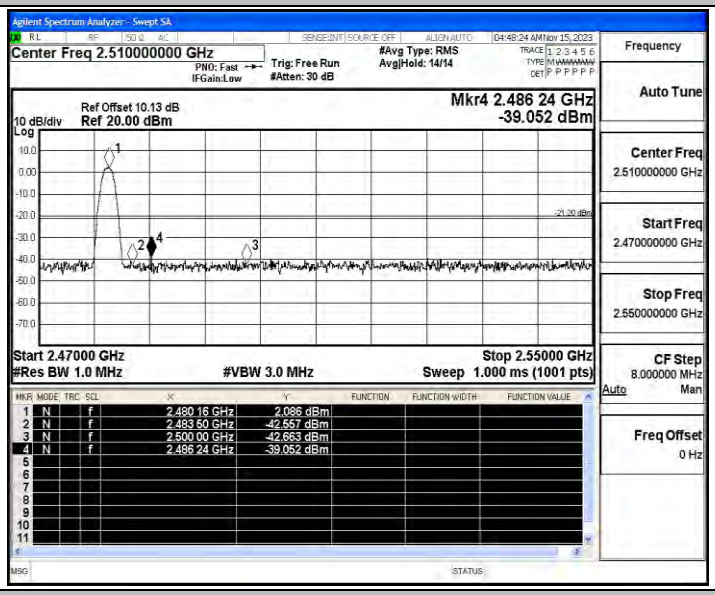

DH5_Ant_Low_Hop_2402_Peak

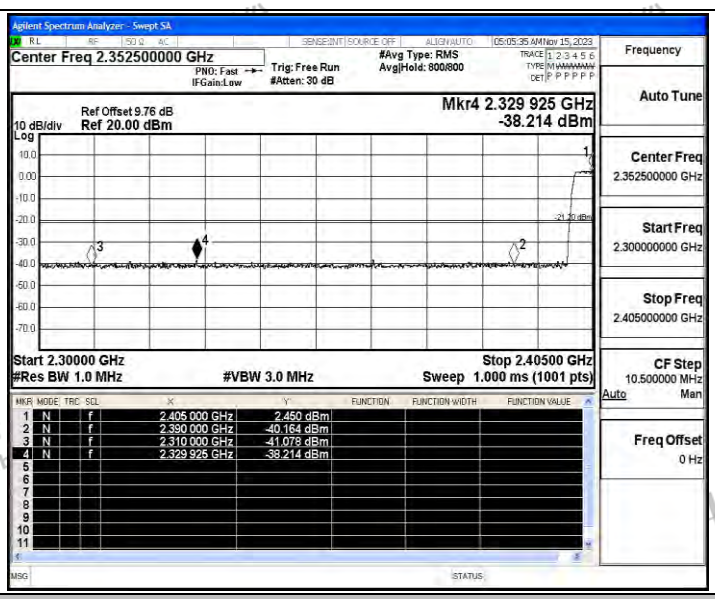

DH5_Ant_High_Hop_2480_Peak

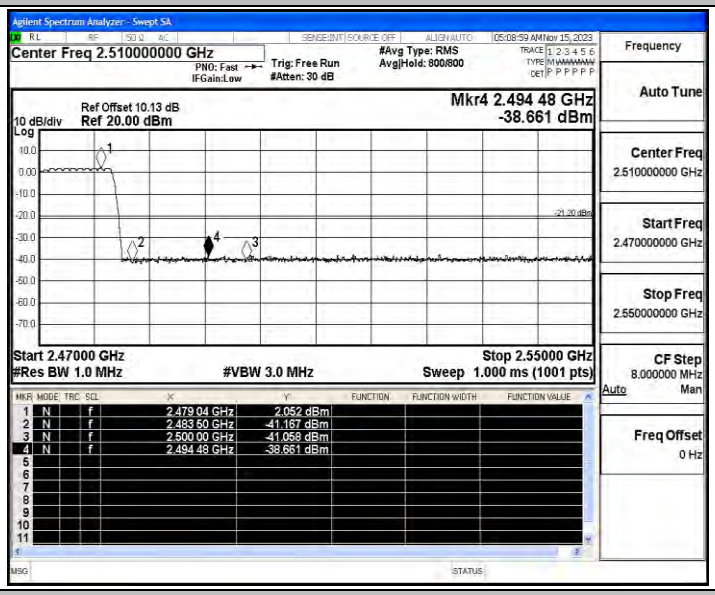

2DH5_Ant_Low_2402_AV

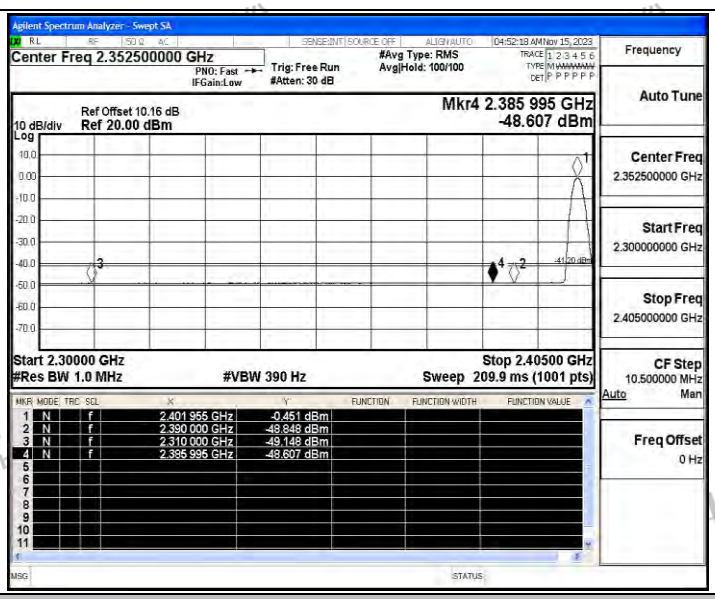

2DH5_Ant_Low_2402_Peak

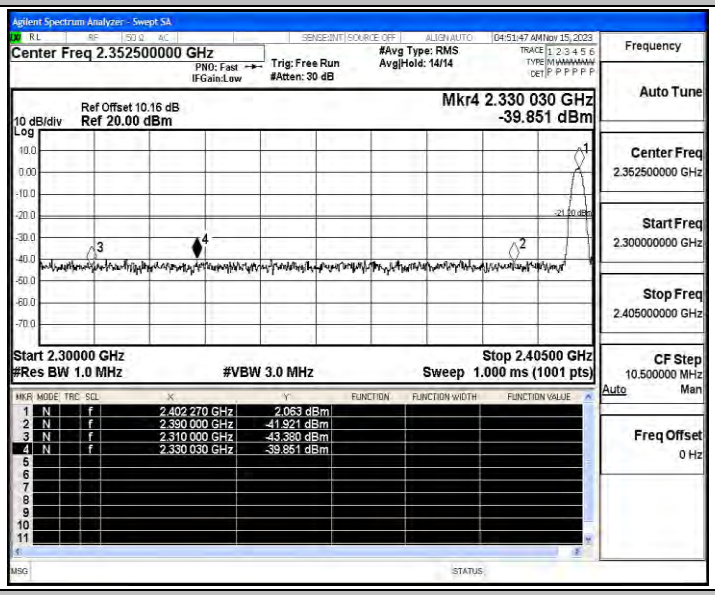

2DH5_Ant_High_2480_AV

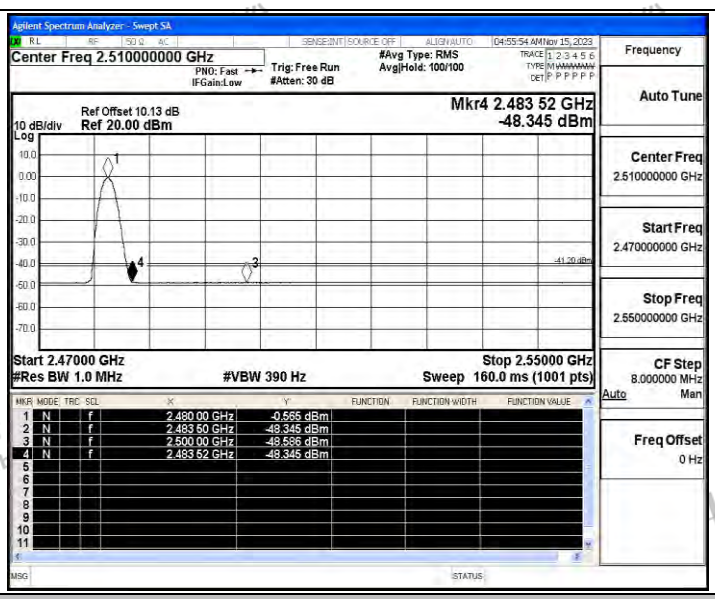

2DH5_Ant_High_2480_Peak

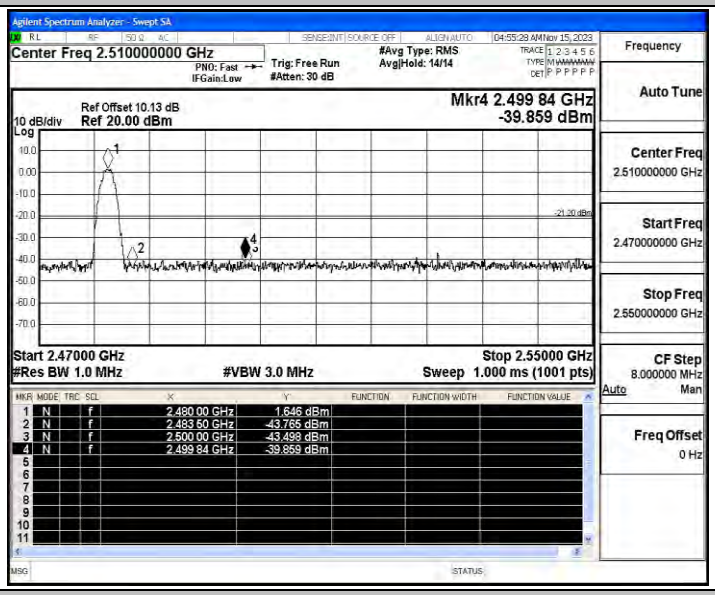

2DH5_Ant_Low_Hop_2402_Peak

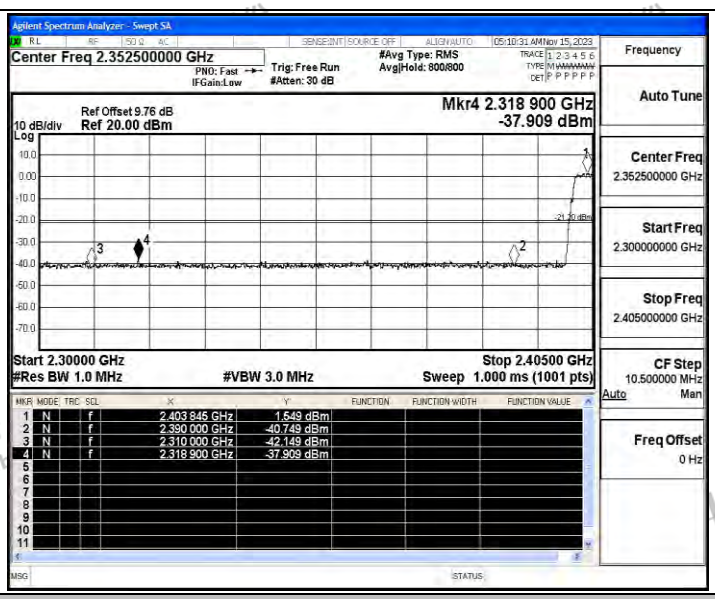

2DH5_Ant_High_Hop_2480_Peak

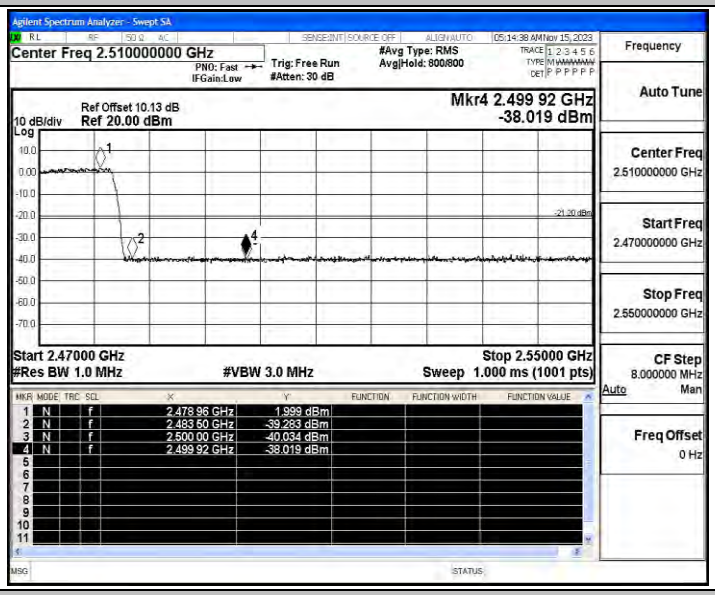

3DH5_Ant_Low_2402_AV

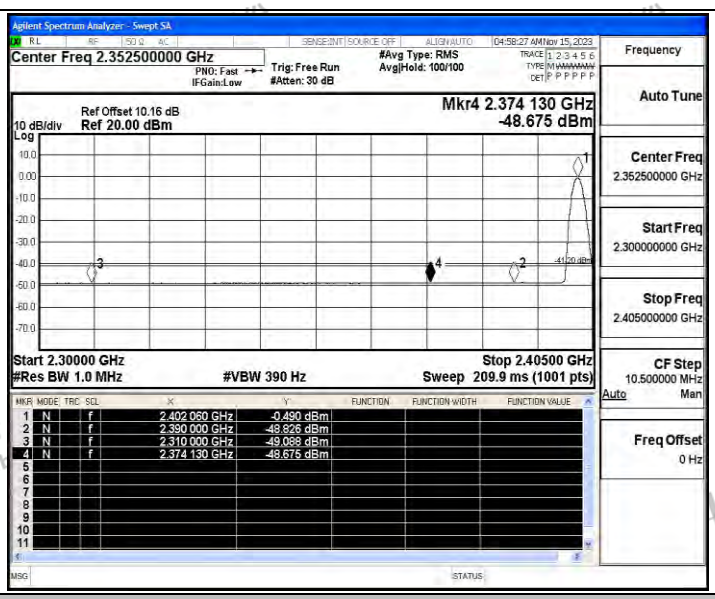

3DH5_Ant_Low_2402_Peak

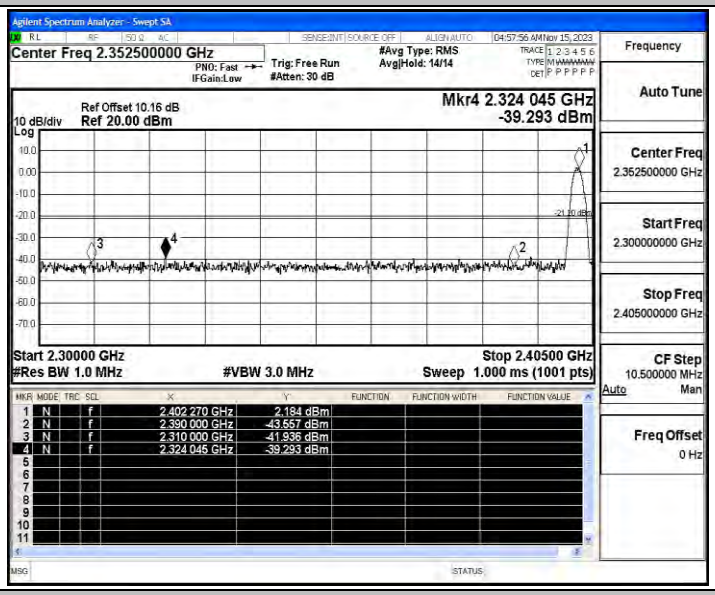

3DH5_Ant_High_2480_AV

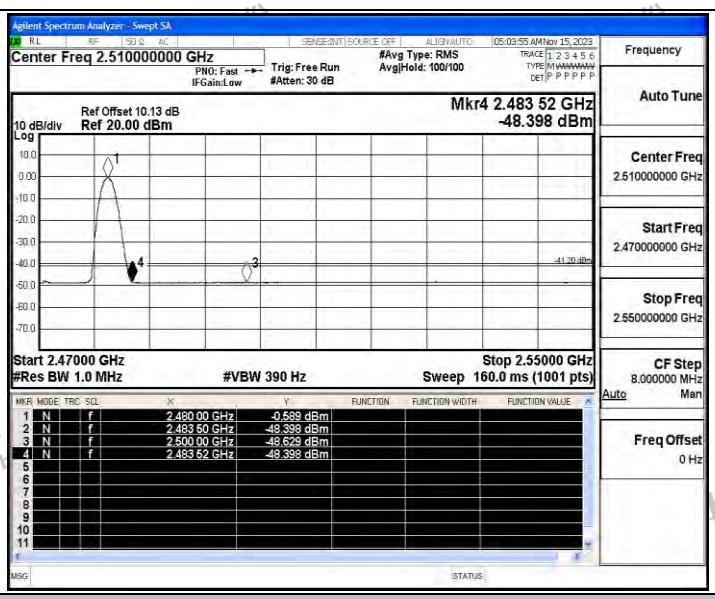

3DH5_Ant_High_2480_Peak

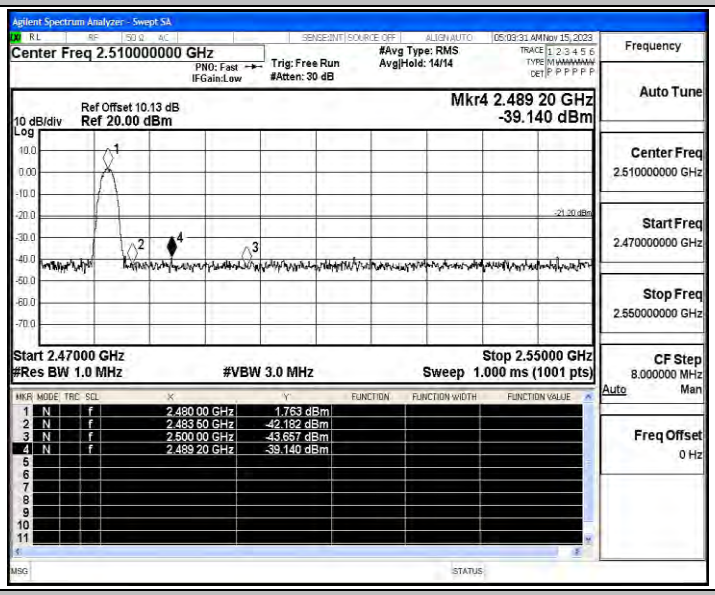

3DH5_Ant_Low_Hop_2402_Peak

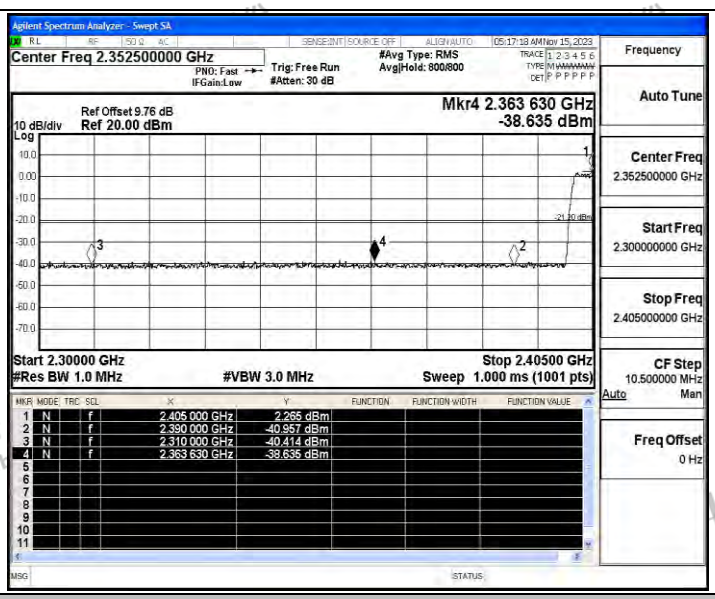
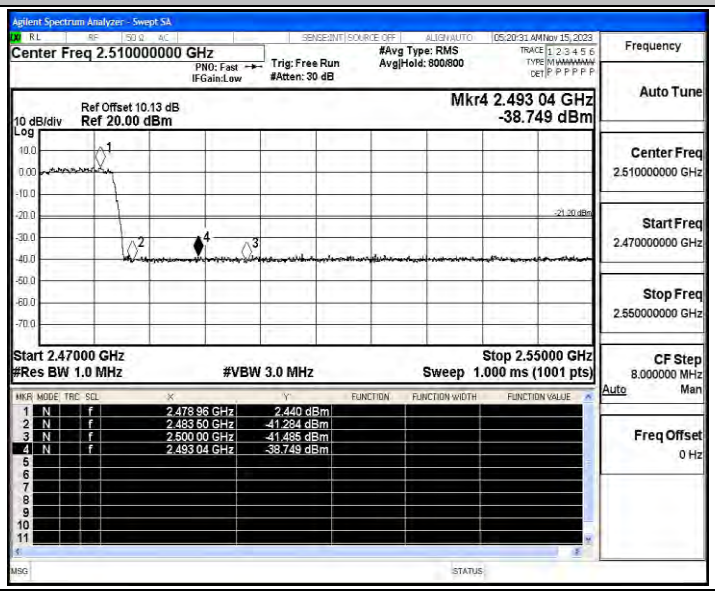
3DH5_Ant_High_Hop_2480_Peak