g 2412MHz Ant1 Ref

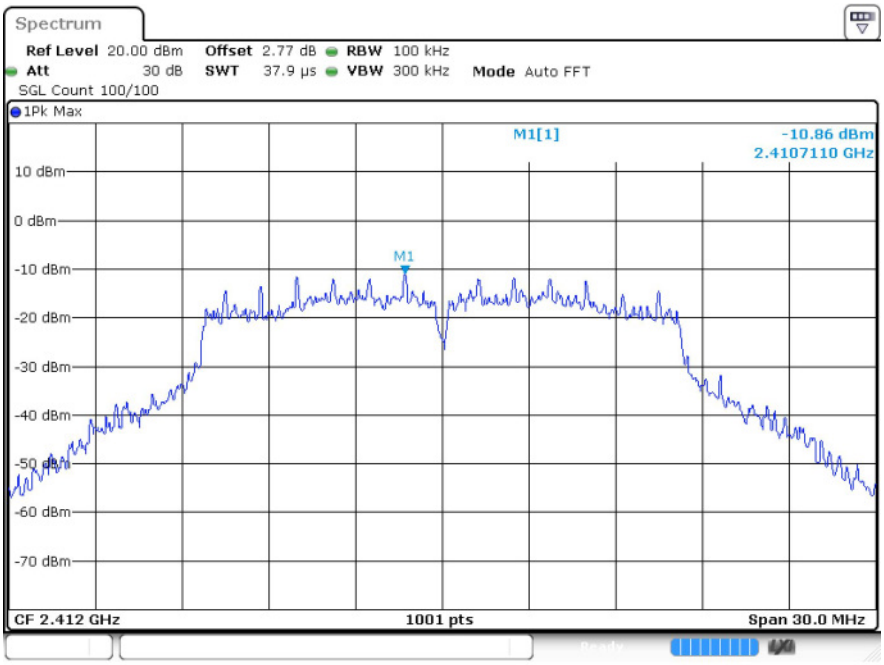

g 2412MHz Ant1 Emission

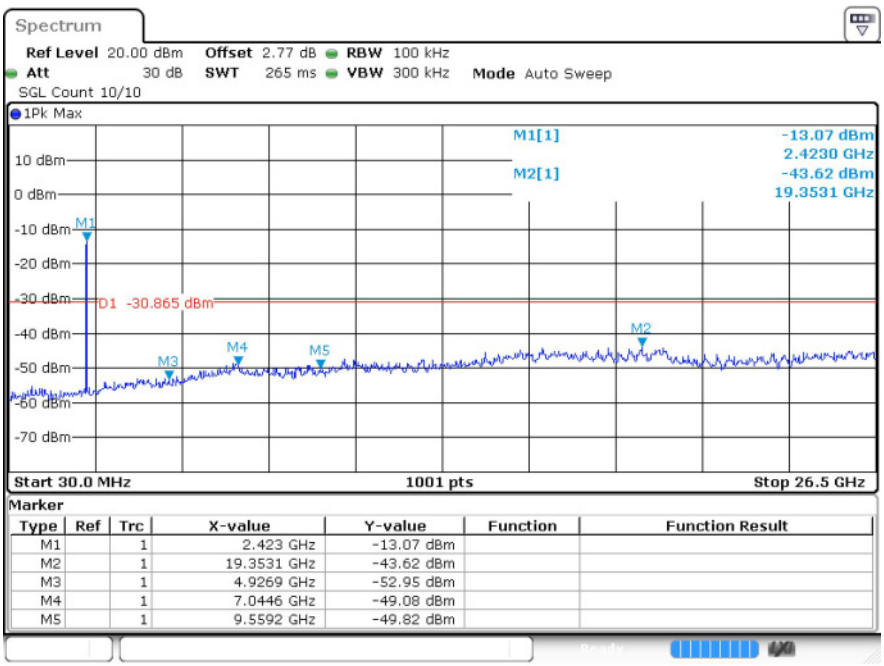

g 2437MHz Ant1 Ref

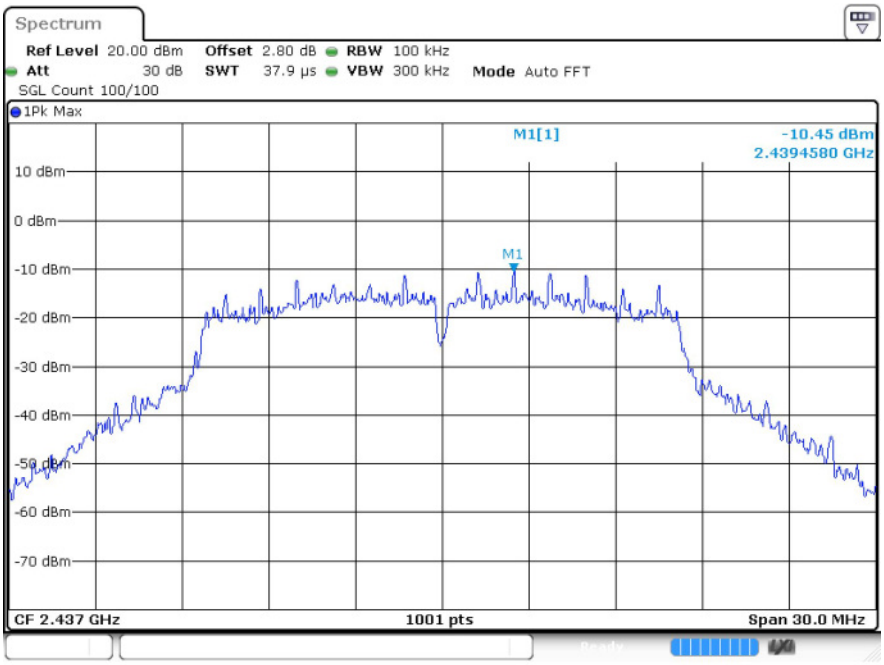

g 2437MHz Ant1 Emission

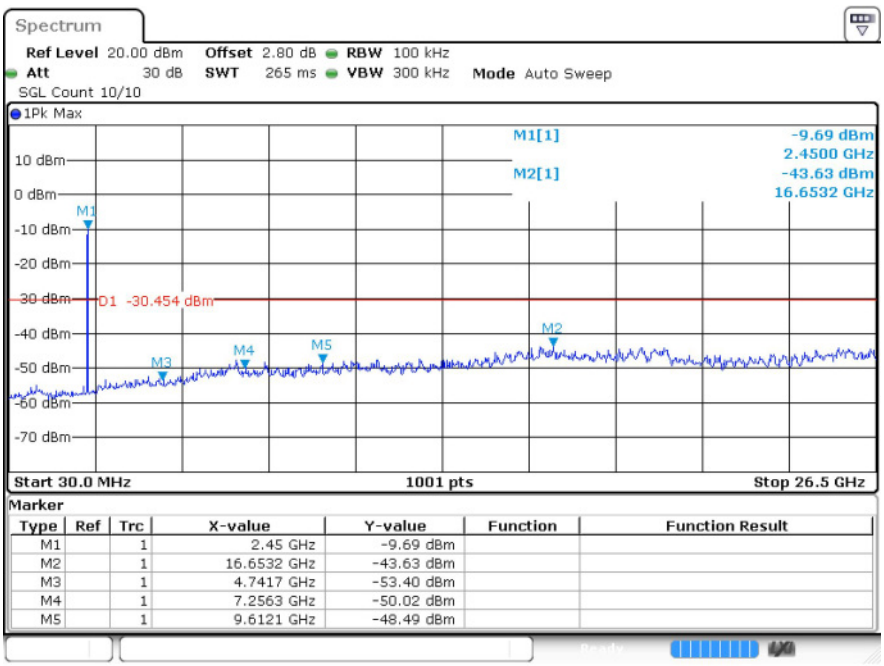

Marker

Type	Ref	Trc	X-value	Y-value	Function	Function Result
M1		1	2.45 GHz	-9.69 dBm		
M2		1	16.6532 GHz	-43.63 dBm		
M3		1	4.7417 GHz	-53.40 dBm		
M4		1	7.2563 GHz	-50.02 dBm		
M5		1	9.6121 GHz	-48.49 dBm		

g 2462MHz Ant1 Ref

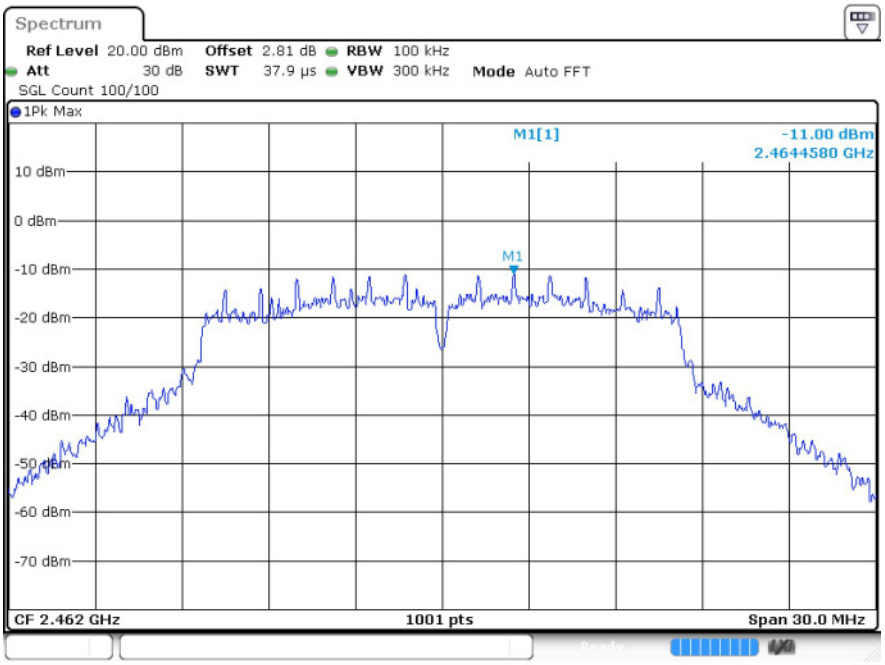

g 2462MHz Ant1 Emission

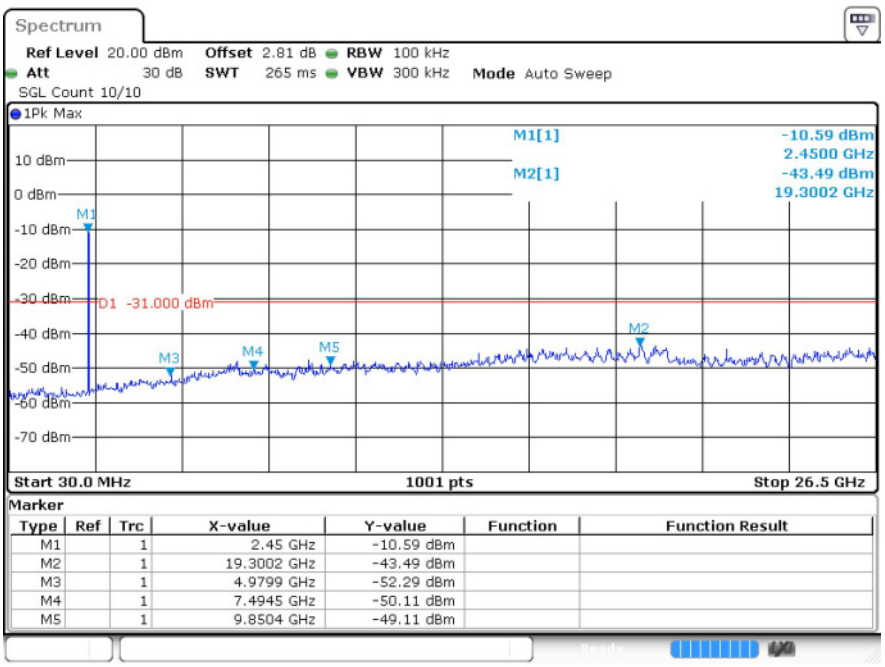

Marker

Type	Ref	Trc	X-value	Y-value	Function	Function Result
M1		1	2.45 GHz	-10.59 dBm		
M2		1	19.3002 GHz	-43.49 dBm		
M3		1	4.9799 GHz	-52.29 dBm		
M4		1	7.4945 GHz	-50.11 dBm		
M5		1	9.8504 GHz	-49.11 dBm		

n20 2412MHz Ant1 Ref

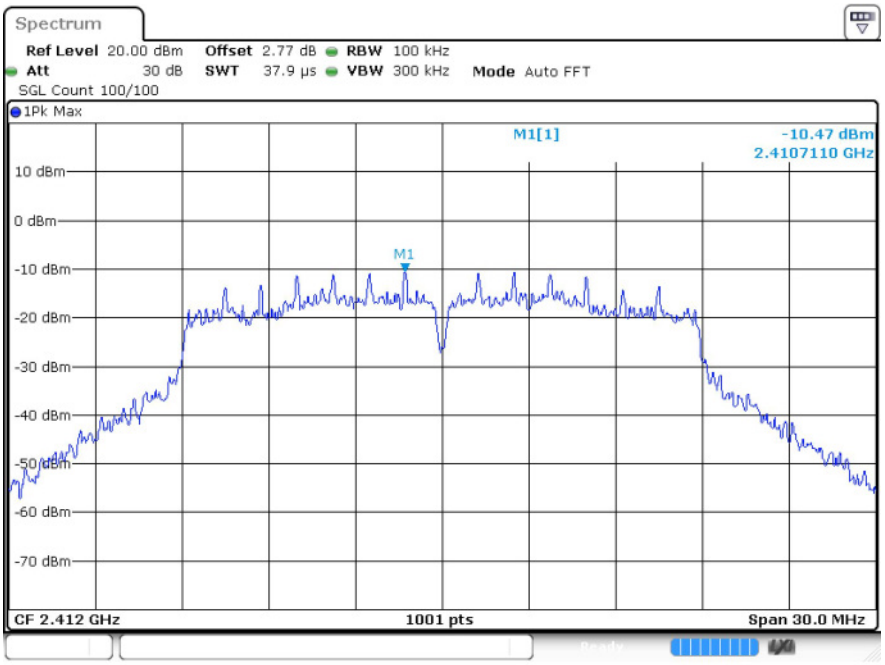

n20 2412MHz Ant1 Emission

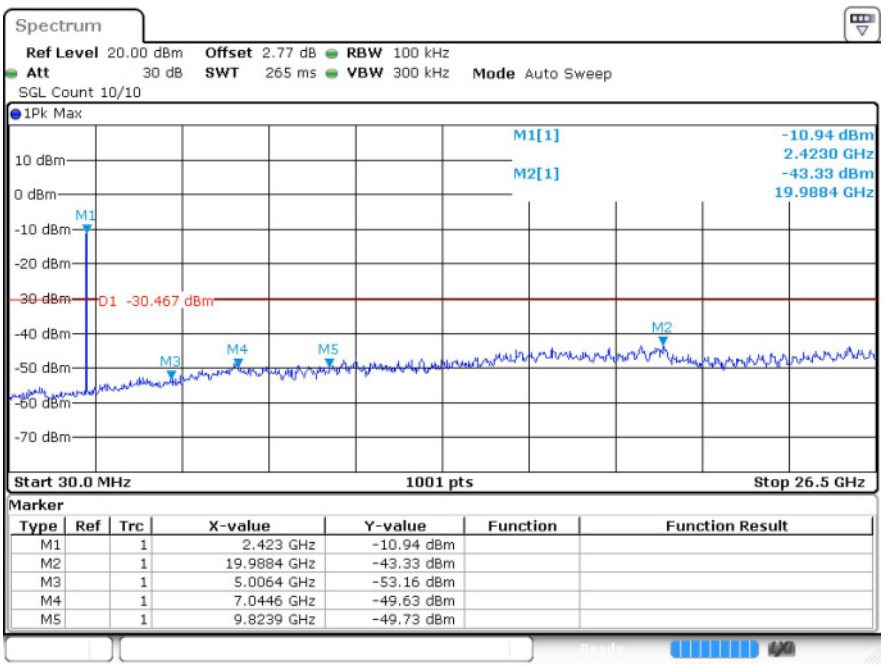

Marker

Type	Ref	Trc	X-value	Y-value	Function	Function Result
M1		1	2.423 GHz	-10.94 dBm		
M2		1	19.9884 GHz	-43.33 dBm		
M3		1	5.0064 GHz	-53.16 dBm		
M4		1	7.0446 GHz	-49.63 dBm		
M5		1	9.8239 GHz	-49.73 dBm		

n20 2437MHz Ant1 Ref

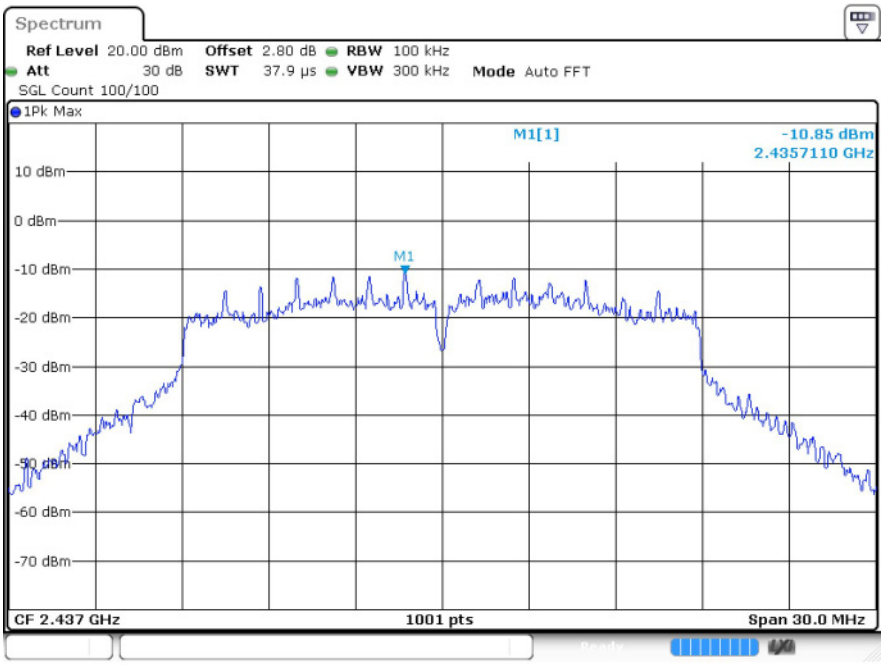

n20 2437MHz Ant1 Emission

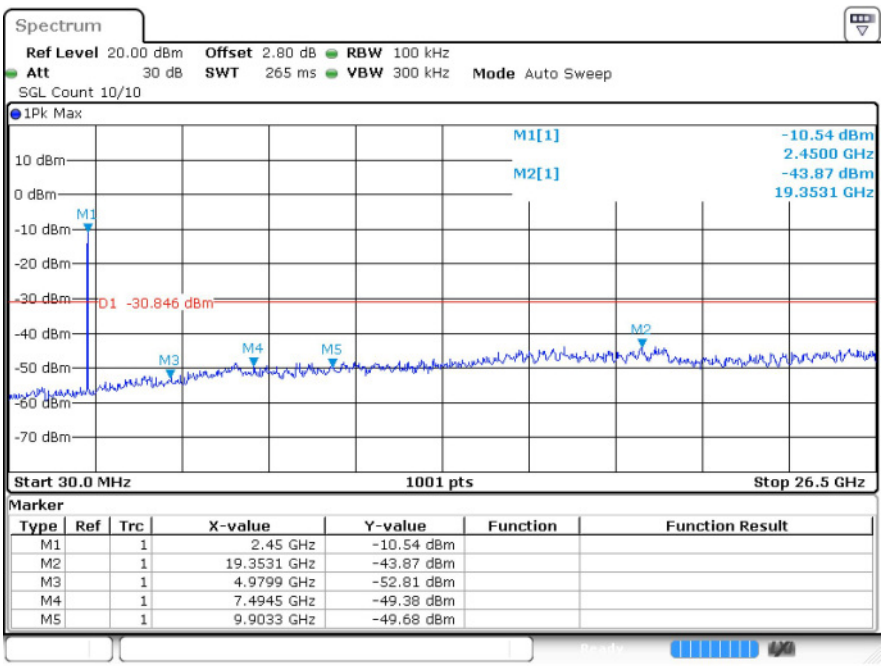

Marker

Type	Ref	Trc	X-value	Y-value	Function	Function Result
M1		1	2.45 GHz	-10.54 dBm		
M2		1	19.3531 GHz	-43.87 dBm		
M3		1	4.9799 GHz	-52.81 dBm		
M4		1	7.4945 GHz	-49.38 dBm		
M5		1	9.9033 GHz	-49.68 dBm		

n20 2462MHz Ant1 Ref

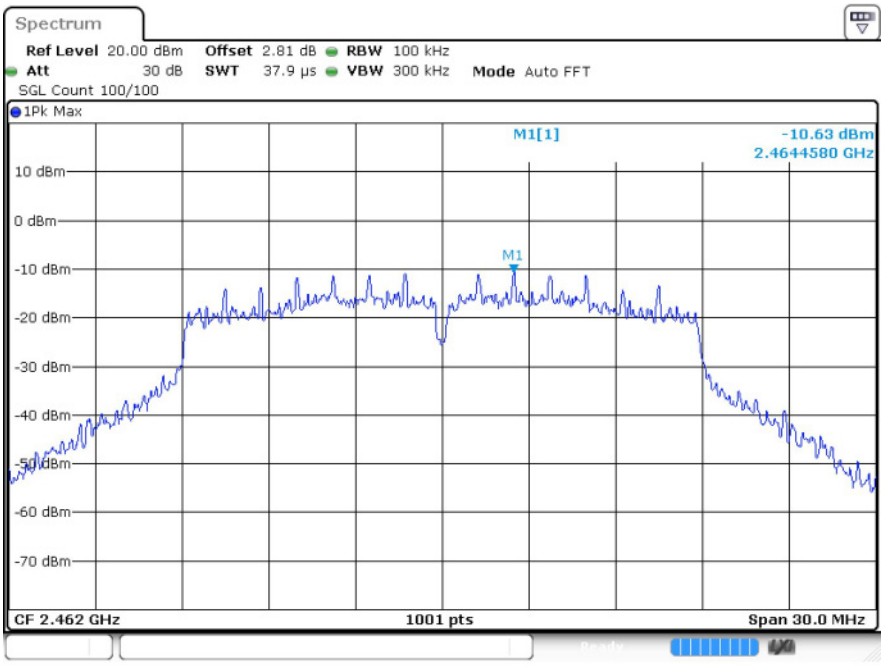

n20 2462MHz Ant1 Emission

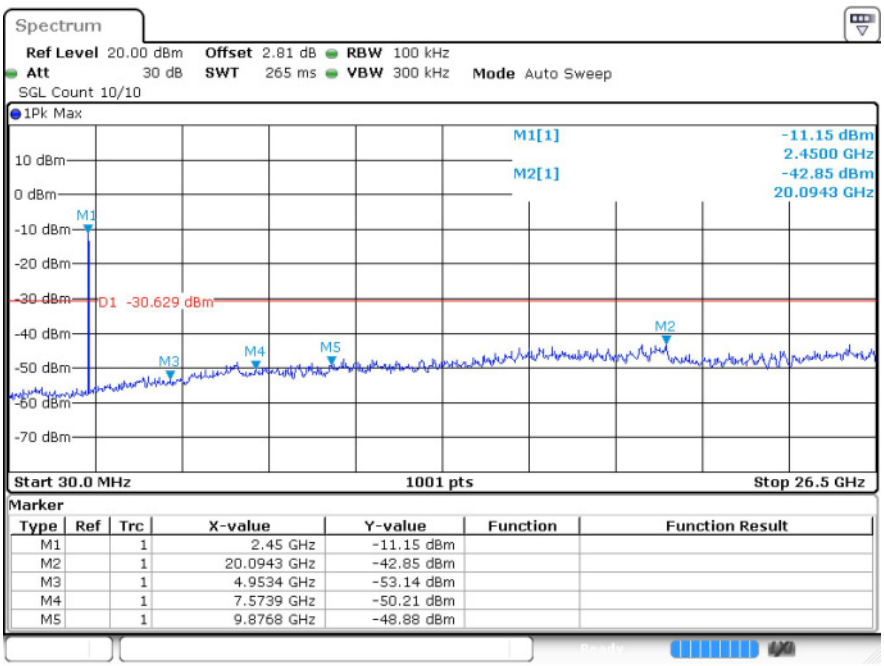

Marker

Type	Ref	Trc	X-value	Y-value	Function	Function Result
M1		1	2.45 GHz	-11.15 dBm		
M2		1	20.0943 GHz	-42.85 dBm		
M3		1	4.9534 GHz	-53.14 dBm		
M4		1	7.5739 GHz	-50.21 dBm		
M5		1	9.8768 GHz	-48.88 dBm		

7 Restrict Band

7.1 Test Result

Mode	Frequency (MHz)	Antenna	Spur Freq (MHz)	Power (dBm)	Gain (dBi)	Duty Factor	E (dBuV/m)	Detector	Limit (dBuV/m)	Verdict
b	2412	Ant1	2310	-50.35	2	-	46.91	Peak	74	Pass
b	2412	Ant1	2310	-56.44	2	0	40.82	Average	54	Pass
b	2412	Ant1	2346.387	-45.29	2	-	51.97	Peak	74	Pass
b	2412	Ant1	2338.197	-54.14	2	0	43.12	Average	54	Pass
b	2412	Ant1	2390	-50.19	2	-	47.07	Peak	74	Pass
b	2412	Ant1	2390	-57.2	2	0	40.06	Average	54	Pass
b	2462	Ant1	2483.5	-49.77	2	-	47.49	Peak	74	Pass
b	2462	Ant1	2483.5	-56.83	2	0	40.43	Average	54	Pass
b	2462	Ant1	2487.916	-46.99	2	-	50.27	Peak	74	Pass
b	2462	Ant1	2492.156	-56.11	2	0	41.15	Average	54	Pass
b	2462	Ant1	2500	-50.19	2	-	47.07	Peak	74	Pass
b	2462	Ant1	2500	-56.94	2	0	40.32	Average	54	Pass
g	2412	Ant1	2310	-49.75	2	-	47.51	Peak	74	Pass
g	2412	Ant1	2310	-56.12	2	0.62	41.76	Average	54	Pass
g	2412	Ant1	2338.548	-46.09	2	-	51.17	Peak	74	Pass
g	2412	Ant1	2339.601	-54.4	2	0.62	43.48	Average	54	Pass
g	2412	Ant1	2390	-50.22	2	-	47.07	Peak	74	Pass
g	2412	Ant1	2390	-56.64	2	0.62	41.24	Average	54	Pass
g	2462	Ant1	2483.5	-49.63	2	-	47.63	Peak	74	Pass
g	2462	Ant1	2483.5	-56.99	2	0.62	40.89	Average	54	Pass
g	2462	Ant1	2487.916	-46.15	2	-	51.11	Peak	74	Pass
g	2462	Ant1	2491.838	-55.9	2	0.62	41.98	Average	54	Pass
g	2462	Ant1	2500	-50.05	2	-	47.07	Peak	74	Pass
g	2462	Ant1	2500	-56.7	2	0.62	41.18	Average	54	Pass
n20	2412	Ant1	2310	-51.33	2	-	45.93	Peak	74	Pass
n20	2412	Ant1	2310	-56.71	2	0.58	41.13	Average	54	Pass
n20	2412	Ant1	2336.91	-45.4	2	-	51.86	Peak	74	Pass
n20	2412	Ant1	2337.612	-54.61	2	0.58	43.23	Average	54	Pass
n20	2412	Ant1	2390	-49.07	2	-	48.19	Peak	74	Pass
n20	2412	Ant1	2390	-57.86	2	0.58	39.98	Average	54	Pass
n20	2462	Ant1	2483.5	-49.4	2	-	47.86	Peak	74	Pass
n20	2462	Ant1	2483.5	-56.82	2	0.58	41.02	Average	54	Pass
n20	2462	Ant1	2485.955	-47.64	2	-	49.62	Peak	74	Pass
n20	2462	Ant1	2490.46	-55.87	2	0.58	41.97	Average	54	Pass

n20	2462	Ant1	2500	-51.32	2	-	45.94	Peak	74	Pass
n20	2462	Ant1	2500	-56.64	2	0.58	41.2	Average	54	Pass

7.2 Test Graphs

Test Graphs

b 2412MHz Ant1 Peak

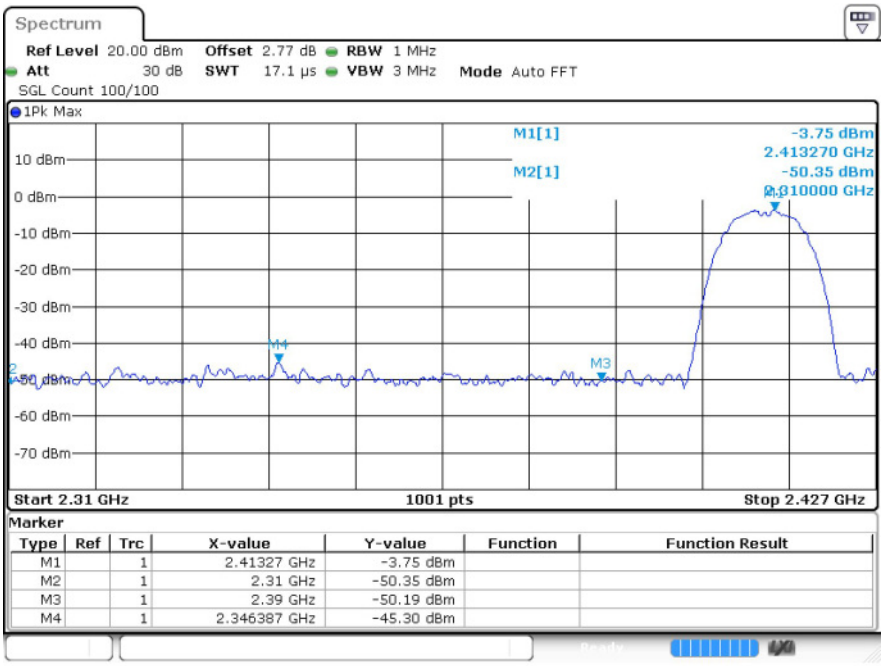

b 2412MHz Ant1 Average

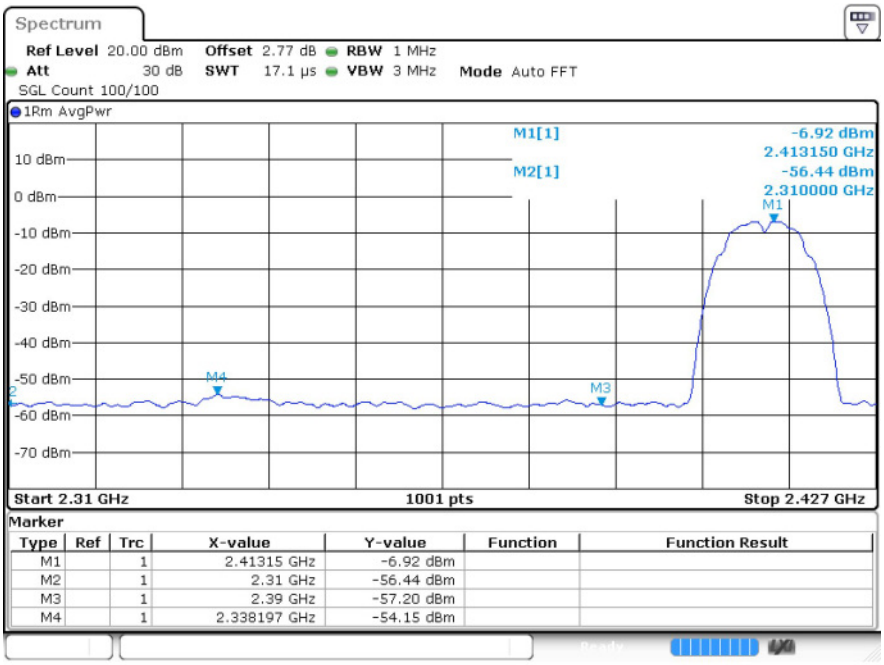

b 2462MHz Ant1 Peak

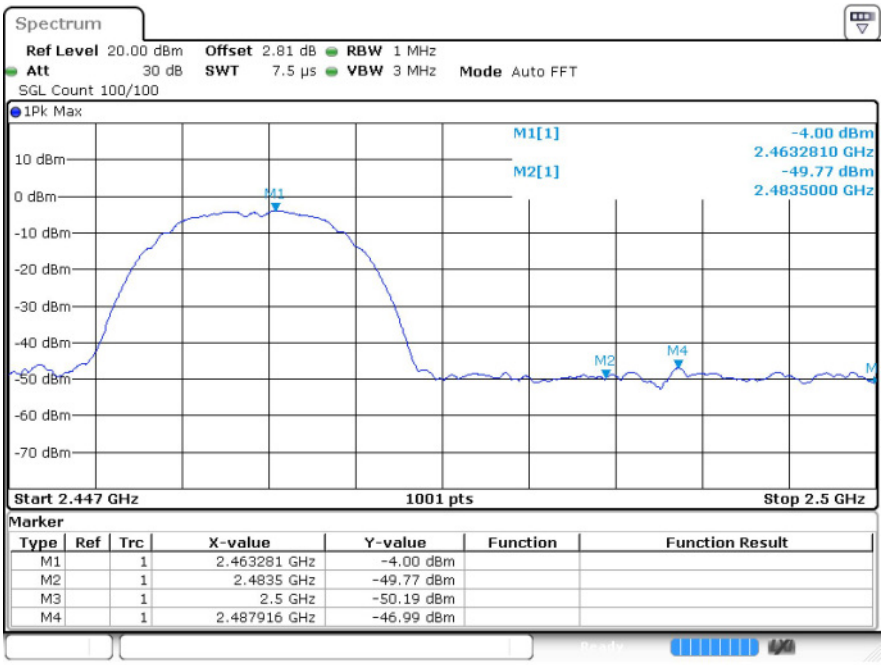

b 2462MHz Ant1 Average

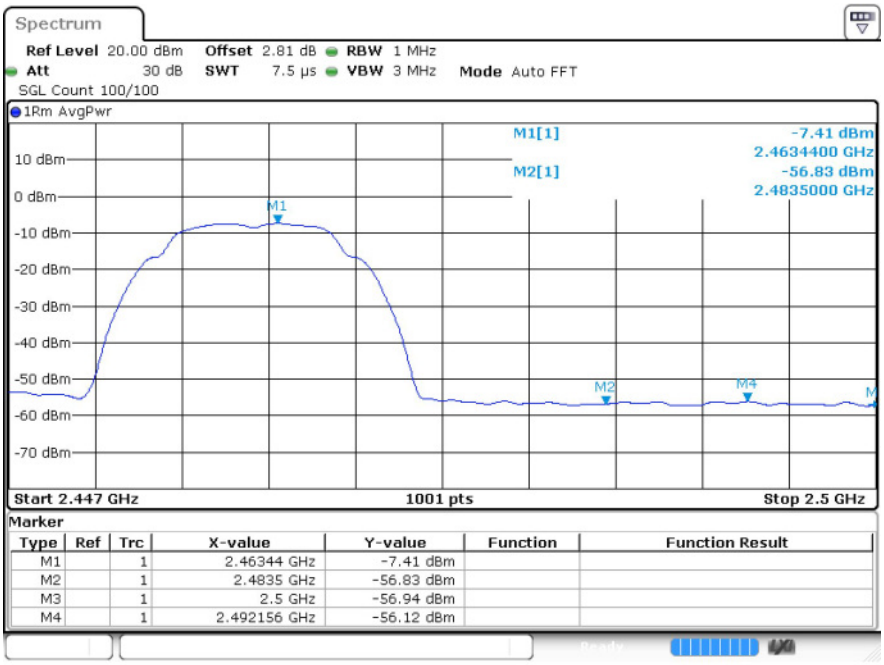

g 2412MHz Ant1 Peak

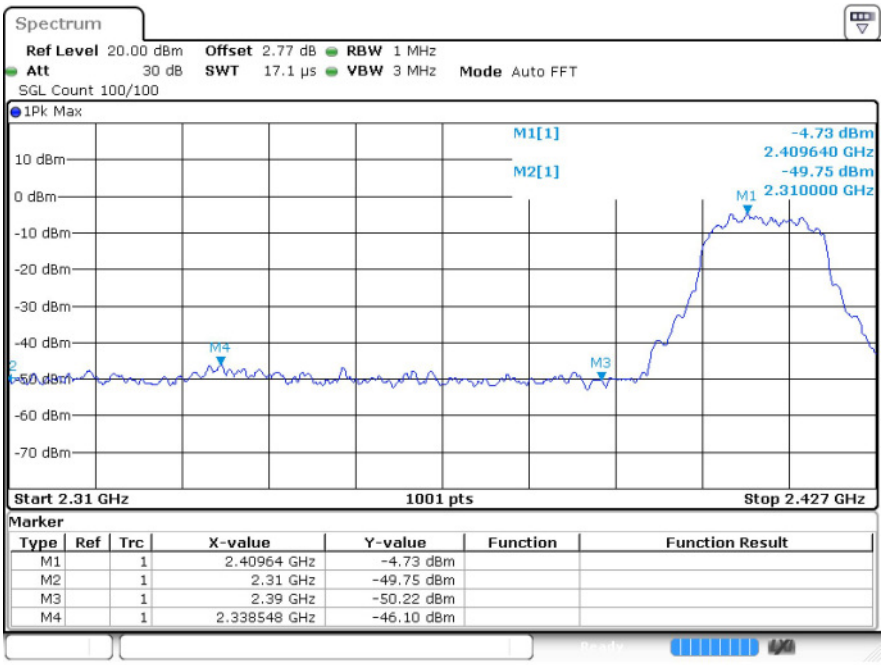

g 2412MHz Ant1 Average

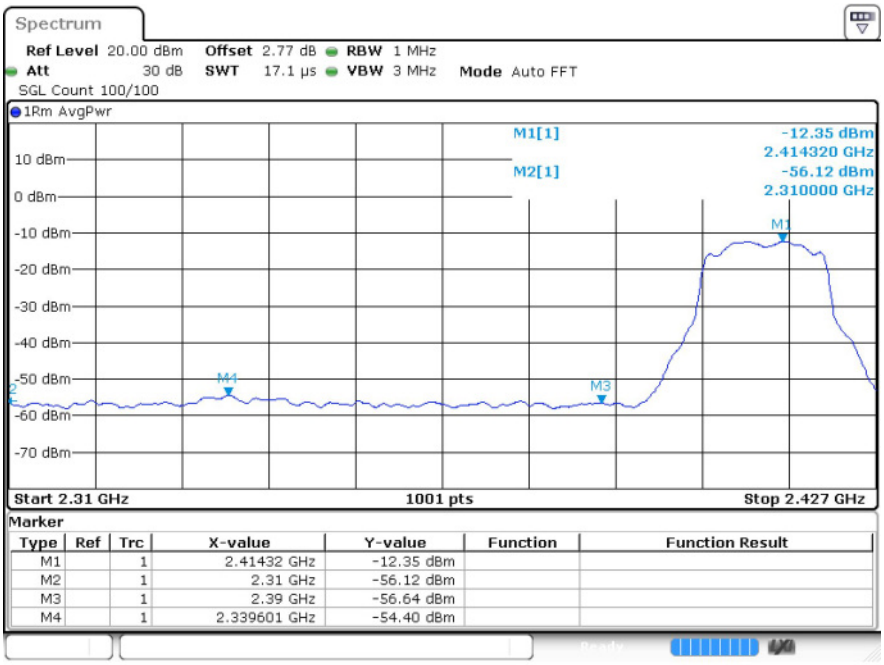

g 2462MHz Ant1 Peak

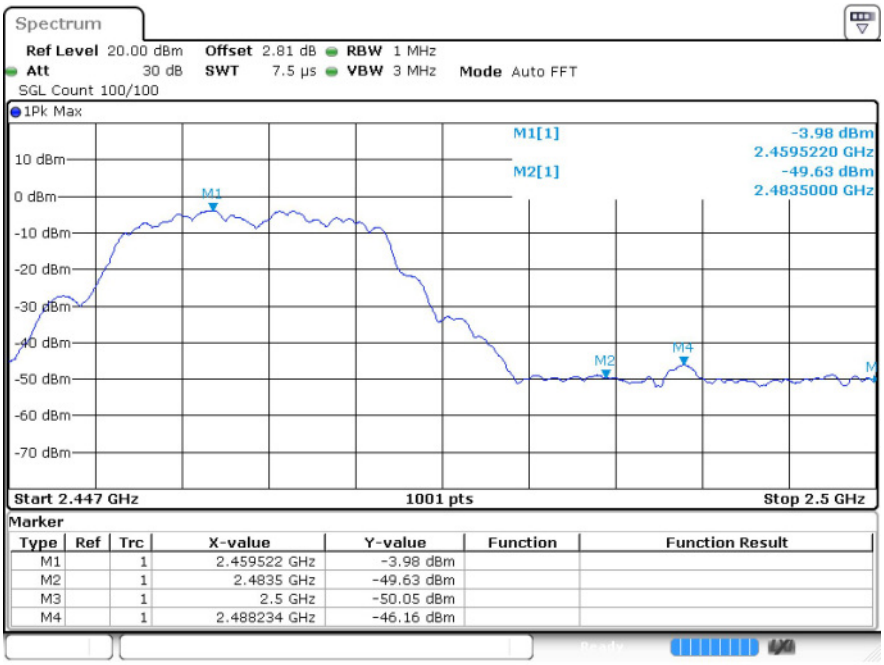

g 2462MHz Ant1 Average

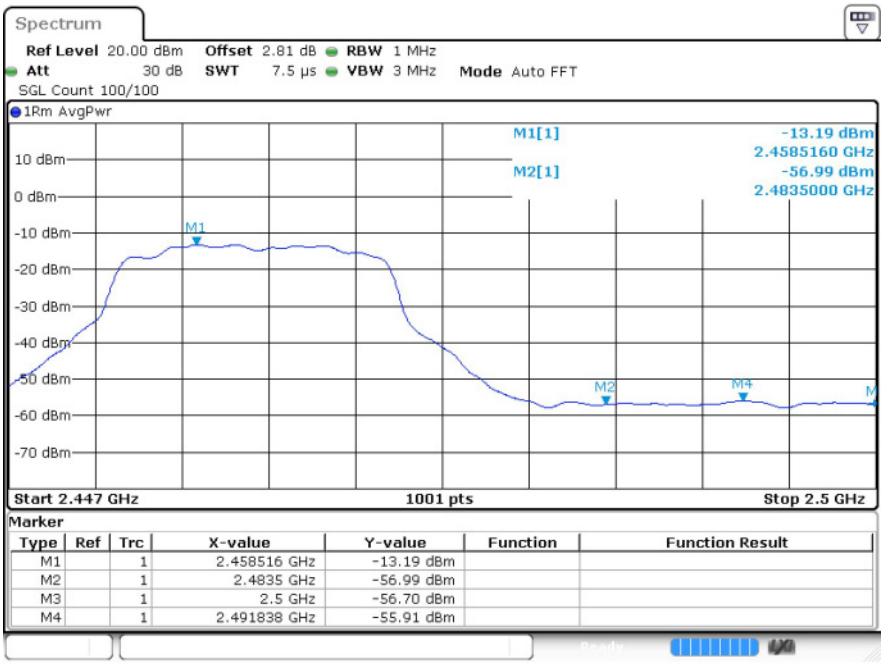

n20 2412MHz Ant1 Peak

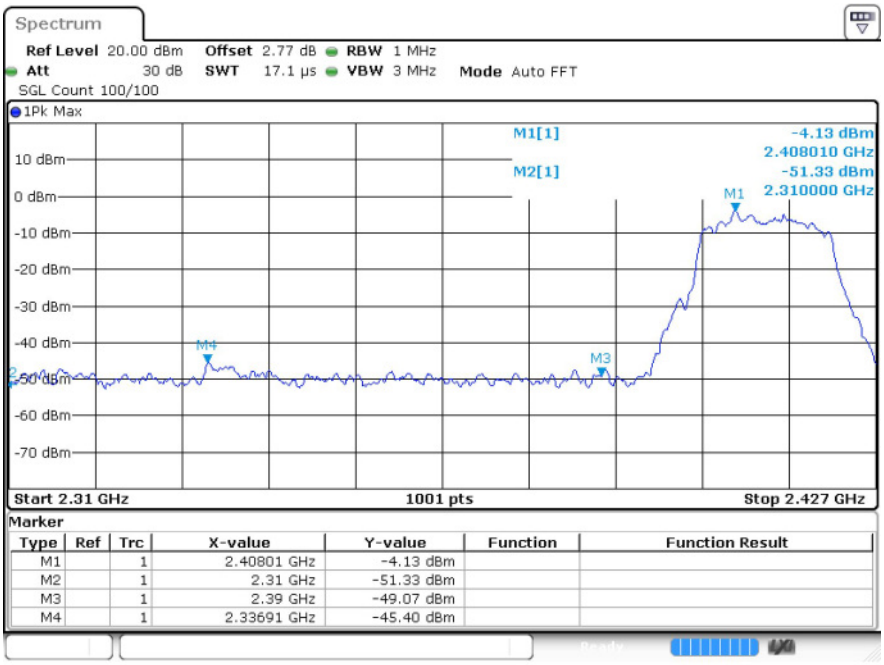

n20 2412MHz Ant1 Average

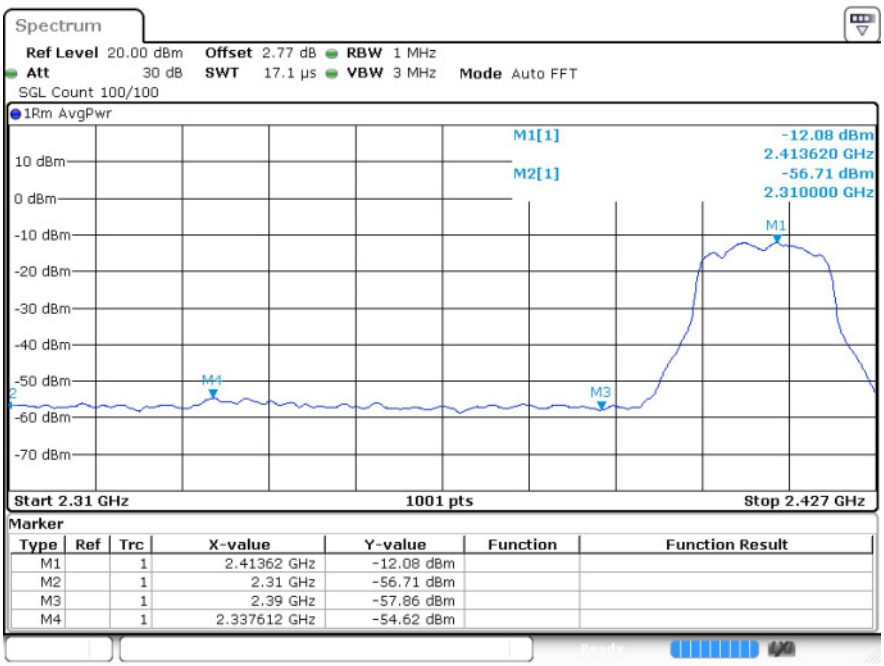

n20 2462MHz Ant1 Peak

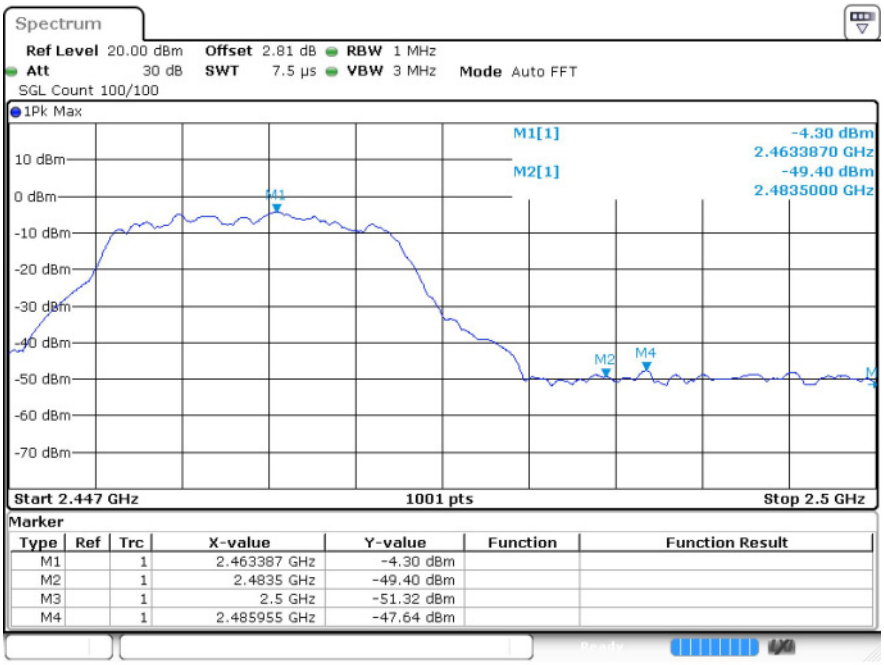

n20 2462MHz Ant1 Average

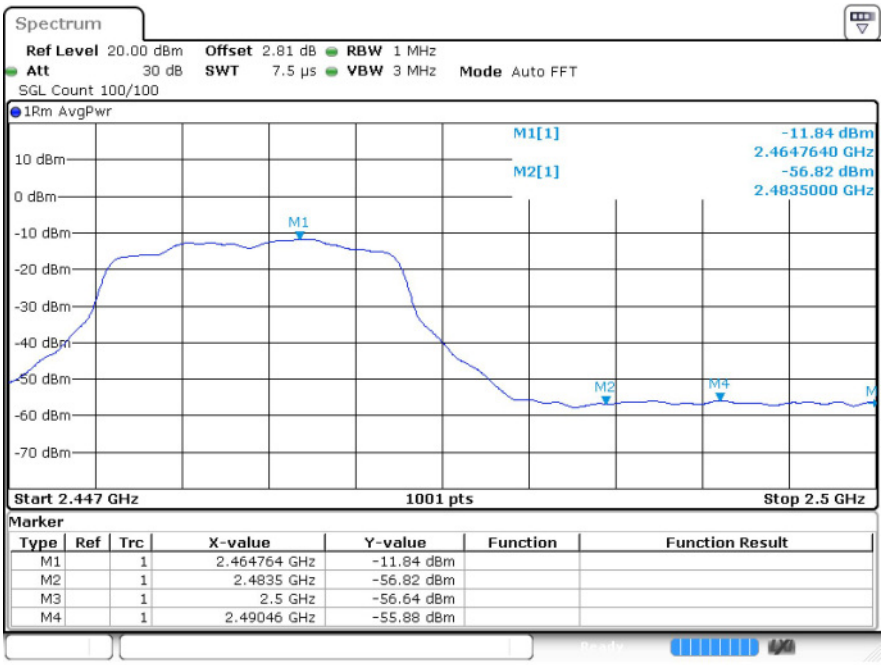

---The End---