Band Edge NVNT g 2462MHz Ant1 Ref

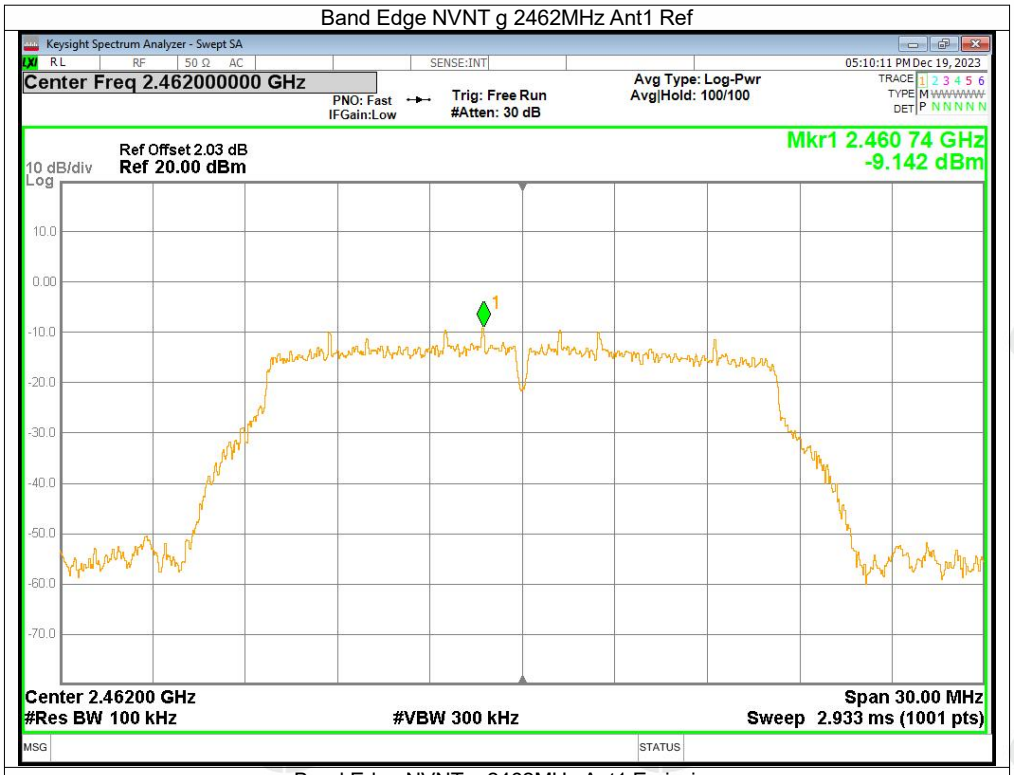

Band Edge NVNT g 2462MHz Ant1 Emission

Band Edge NVNT n20 2412MHz Ant1 Ref

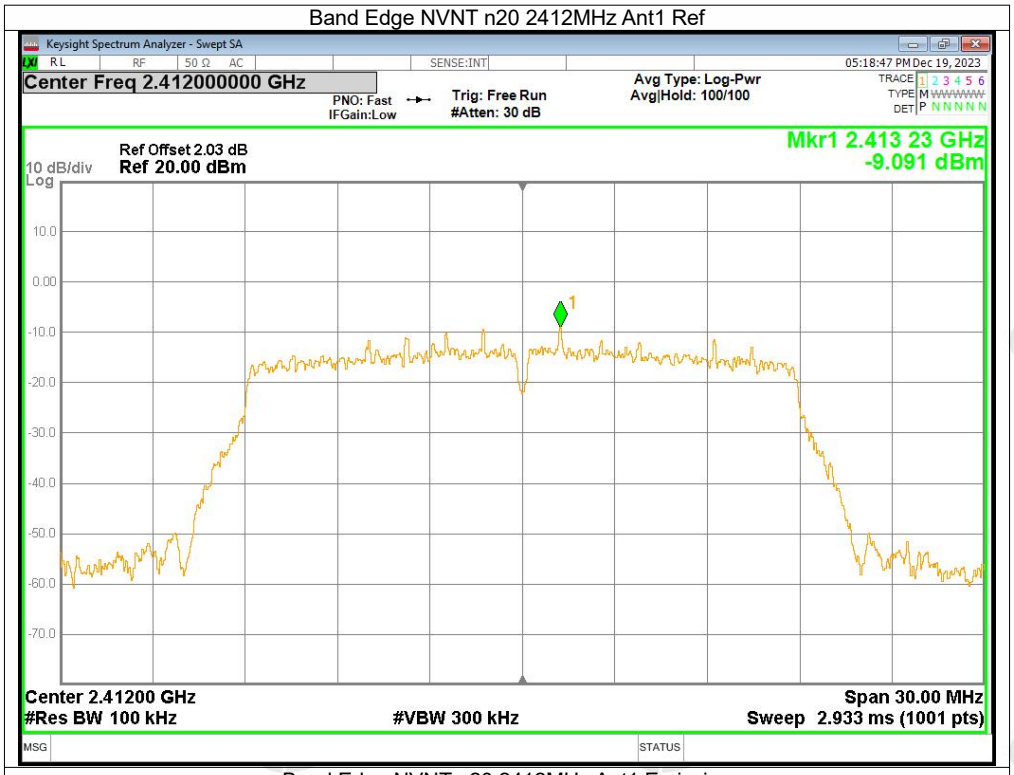

Band Edge NVNT n20 2412MHz Ant1 Emission

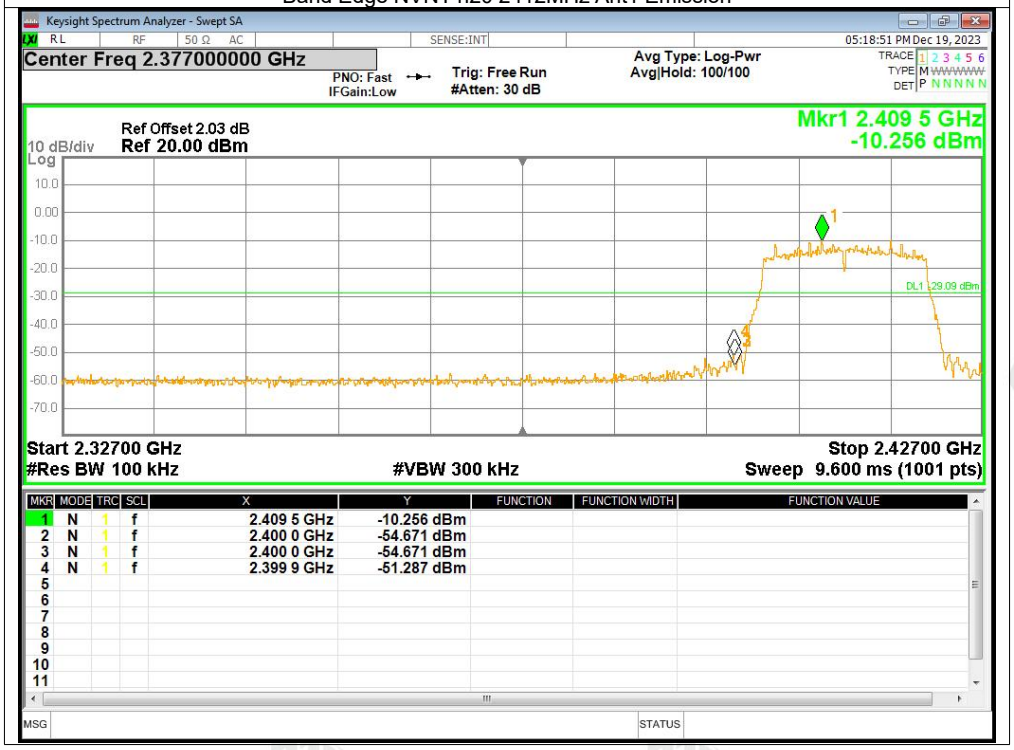

Band Edge NVNT n20 2462MHz Ant1 Ref

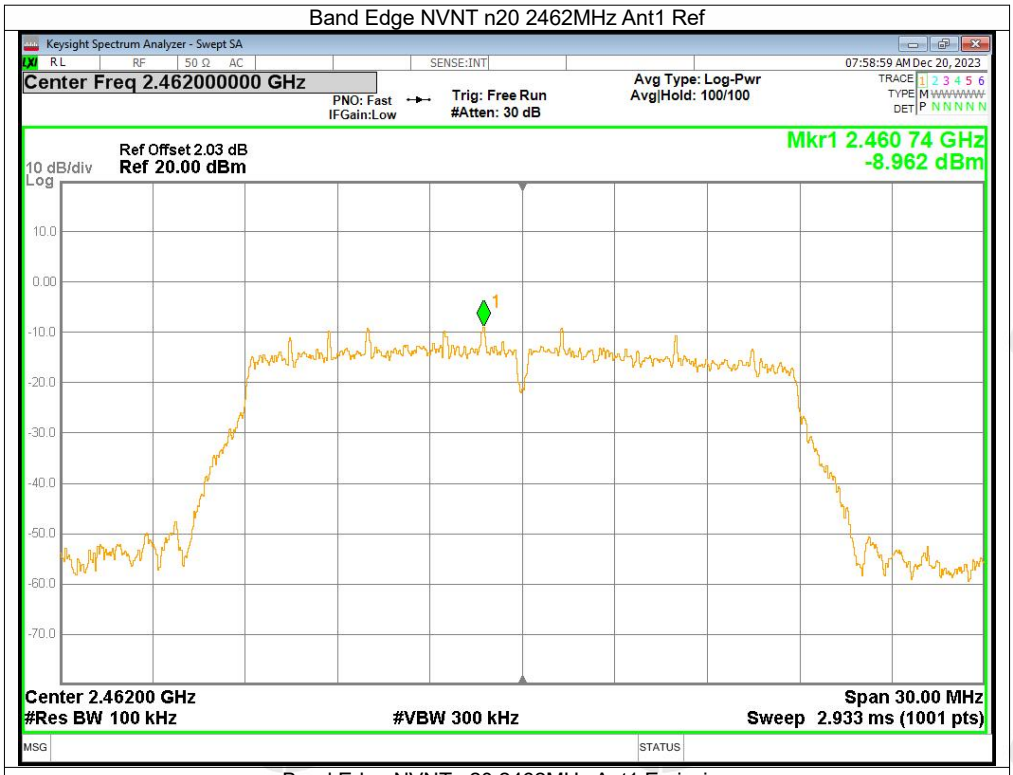

Band Edge NVNT n20 2462MHz Ant1 Emission

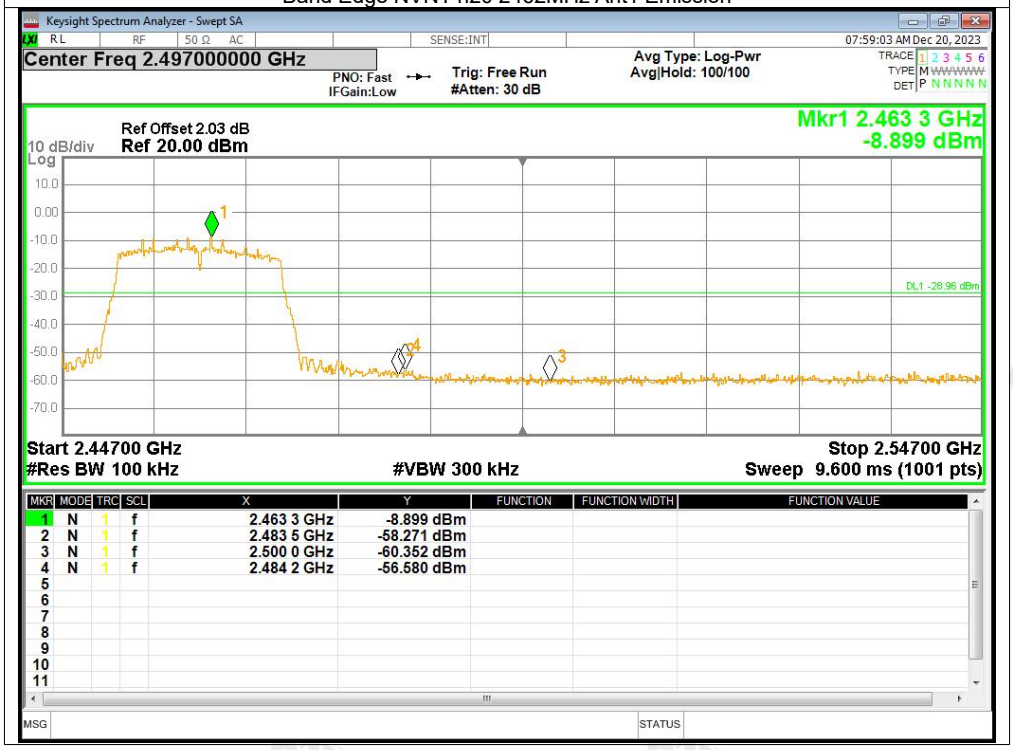

Band Edge NVNT n40 2422MHz Ant1 Ref

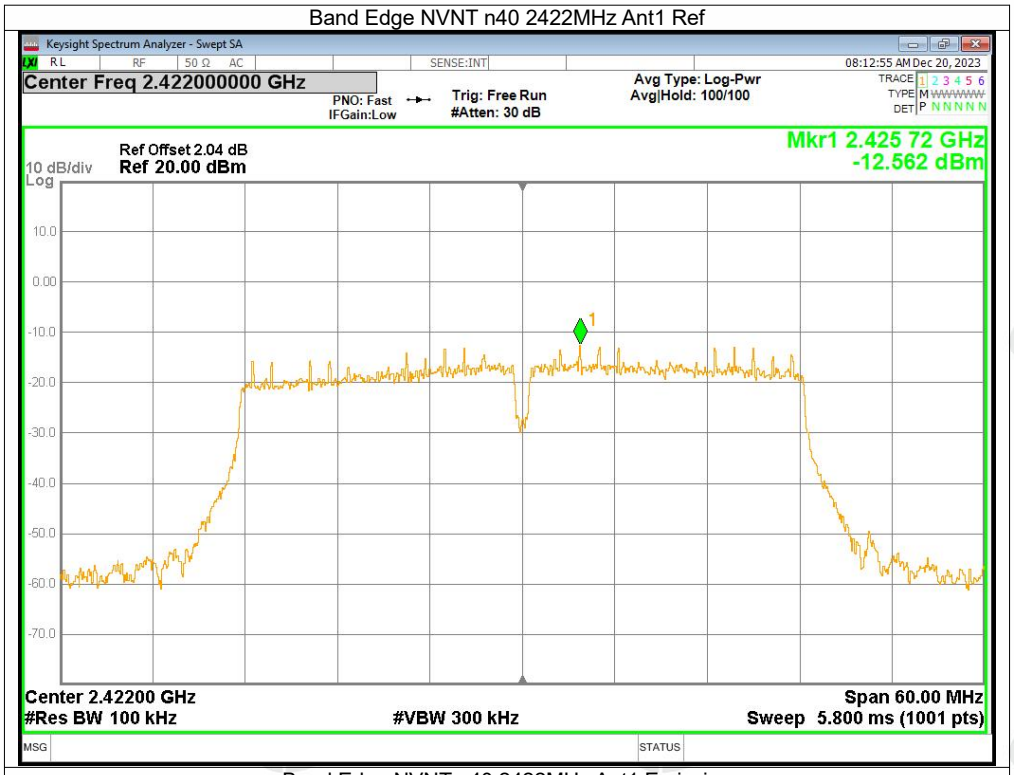

Band Edge NVNT n40 2422MHz Ant1 Emission

MKR	MODE	TRC	SCL	X	Y	FUNCTION	FUNCTION WIDTH	FUNCTION VALUE
1	N	1	f	2.425 7 GHz	-12.505 dBm			
2	N	1	f	2.400 0 GHz	-57.560 dBm			
3	N	1	f	2.400 0 GHz	-57.560 dBm			
4	N	1	f	2.399 5 GHz	-51.263 dBm			
5								
6								
7								
8								
9								
10								
11								

Band Edge NVNT n40 2452MHz Ant1 Ref

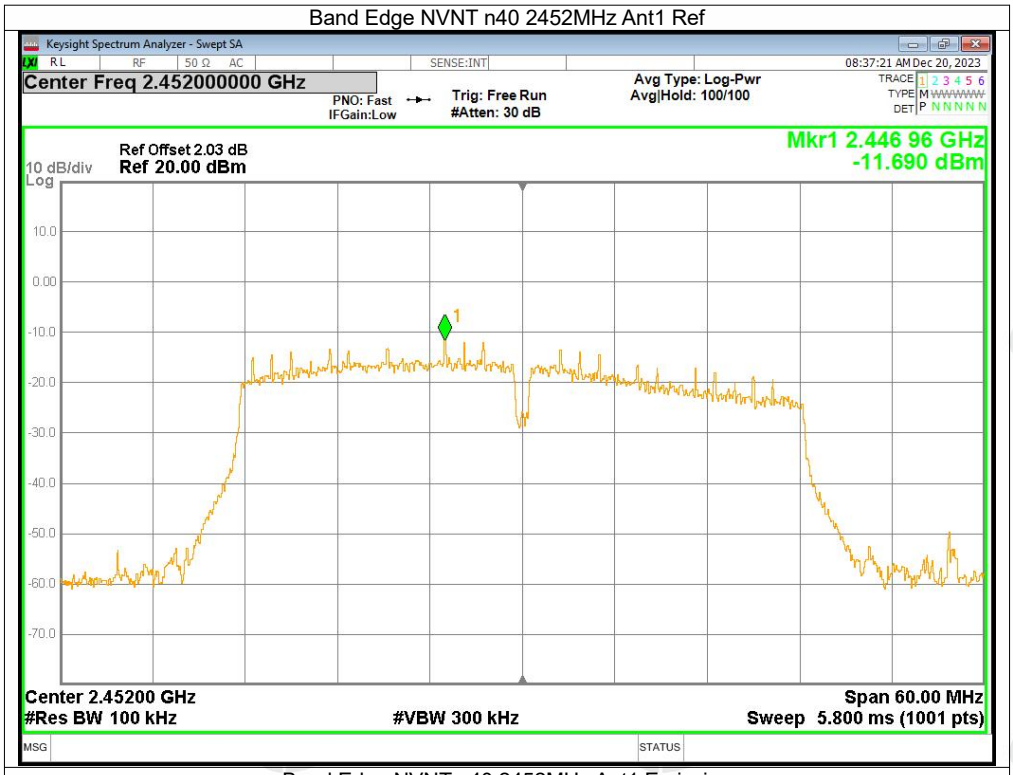

Band Edge NVNT n40 2452MHz Ant1 Emission

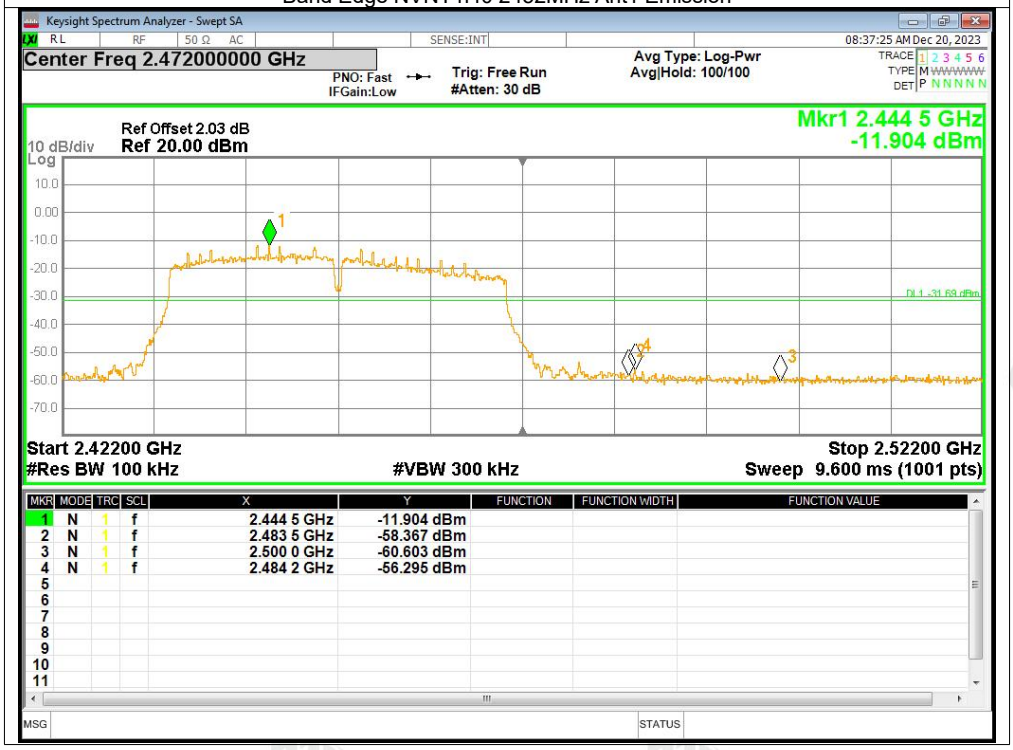

11.8 CONDUCTED RF SPURIOUS EMISSION

Condition	Mode	Frequency (MHz)	Antenna	Max Value (dBc)	Limit (dBc)	Verdict
NVNT	b	2412	Ant1	-43.78	-20	Pass
NVNT	b	2437	Ant1	-43.82	-20	Pass
NVNT	b	2462	Ant1	-43.46	-20	Pass
NVNT	g	2412	Ant1	-34.26	-20	Pass
NVNT	g	2437	Ant1	-37.89	-20	Pass
NVNT	g	2462	Ant1	-33.24	-20	Pass
NVNT	n20	2412	Ant1	-35.69	-20	Pass
NVNT	n20	2437	Ant1	-25.17	-20	Pass
NVNT	n20	2462	Ant1	-37.26	-20	Pass
NVNT	n40	2422	Ant1	-34.33	-20	Pass
NVNT	n40	2437	Ant1	-36.34	-20	Pass
NVNT	n40	2452	Ant1	-35.32	-20	Pass

Test Graphs

Tx. Spurious NVNT b 2412MHz Ant1 Ref

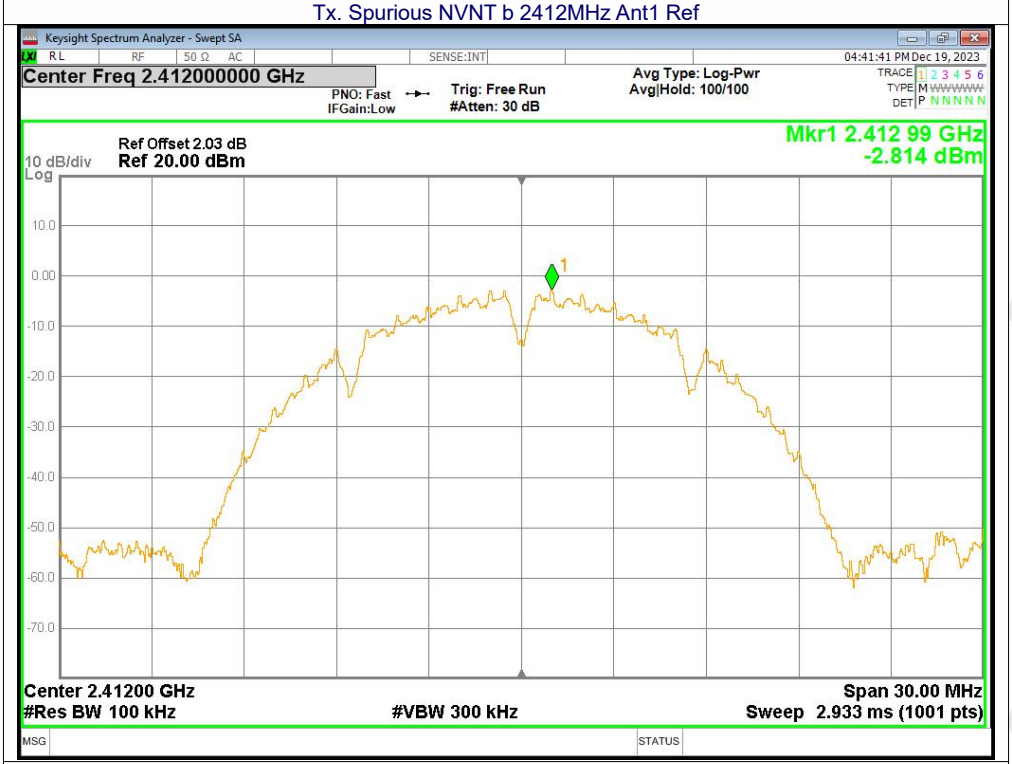

Tx. Spurious NVNT b 2412MHz Ant1 Emission

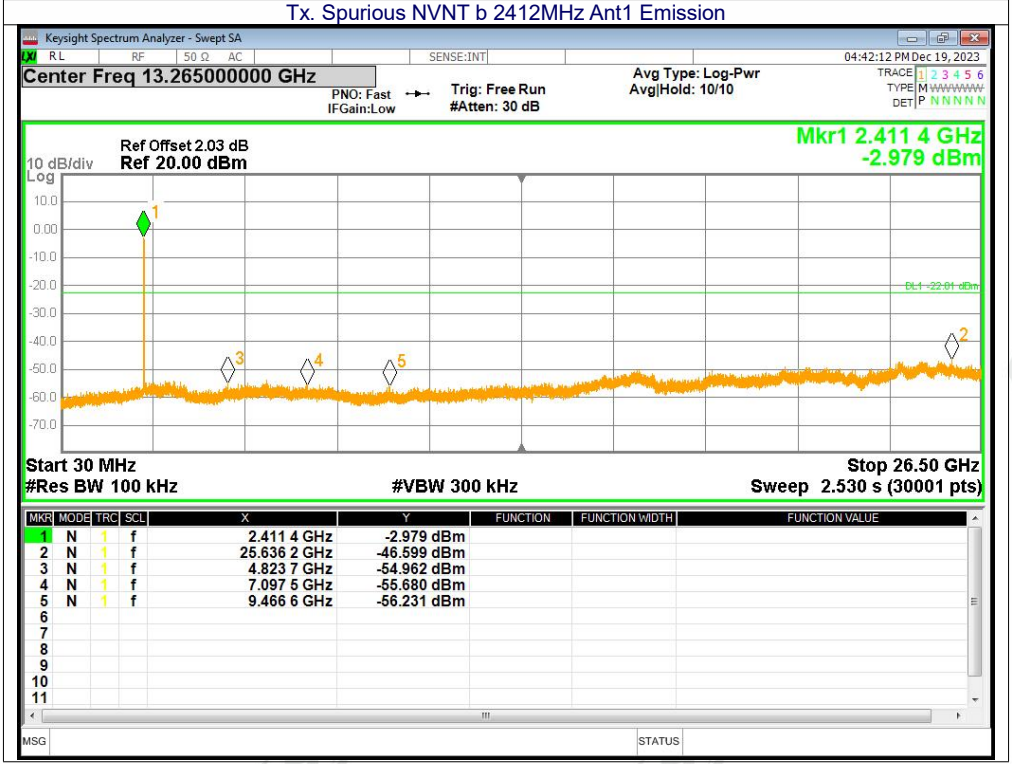

MKR	MODE	TRC	SCL	X	Y	FUNCTION	FUNCTION WIDTH	FUNCTION VALUE
1	N	1	f	2.411 4 GHz	-2.979 dBm			
2	N	1	f	25.636 2 GHz	-46.599 dBm			
3	N	1	f	4.823 7 GHz	-54.962 dBm			
4	N	1	f	7.097 5 GHz	-55.680 dBm			
5	N	1	f	9.466 6 GHz	-56.231 dBm			
6								
7								
8								
9								
10								
11								

Tx. Spurious NVNT b 2437MHz Ant1 Ref

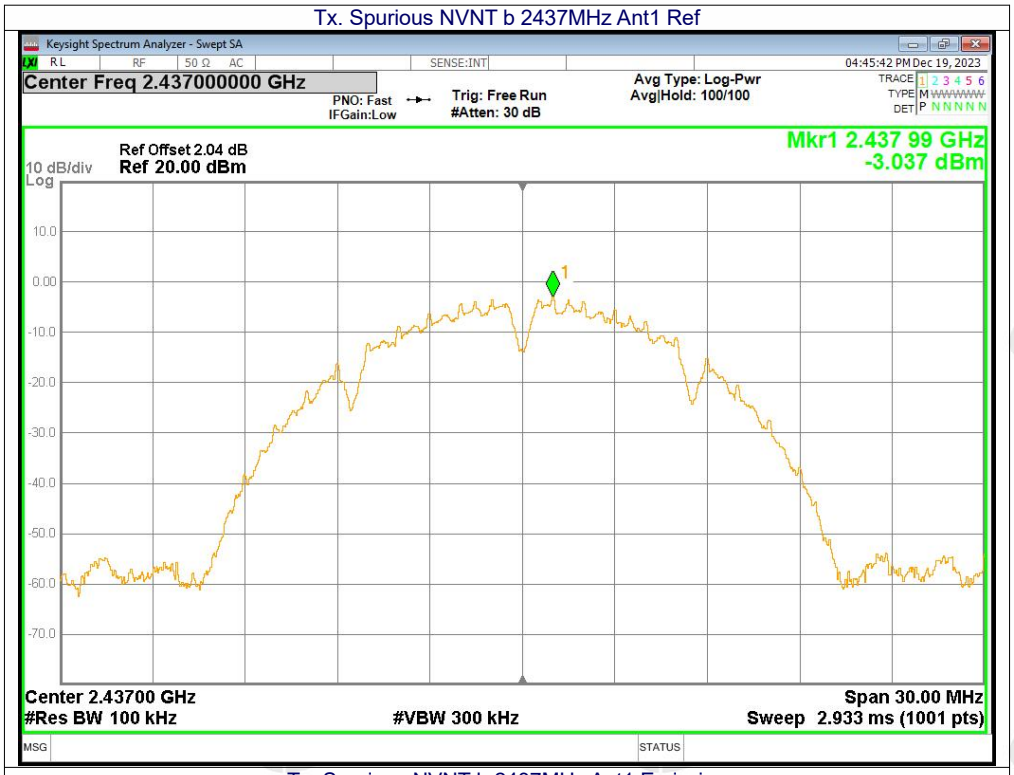

Tx. Spurious NVNT b 2437MHz Ant1 Emission

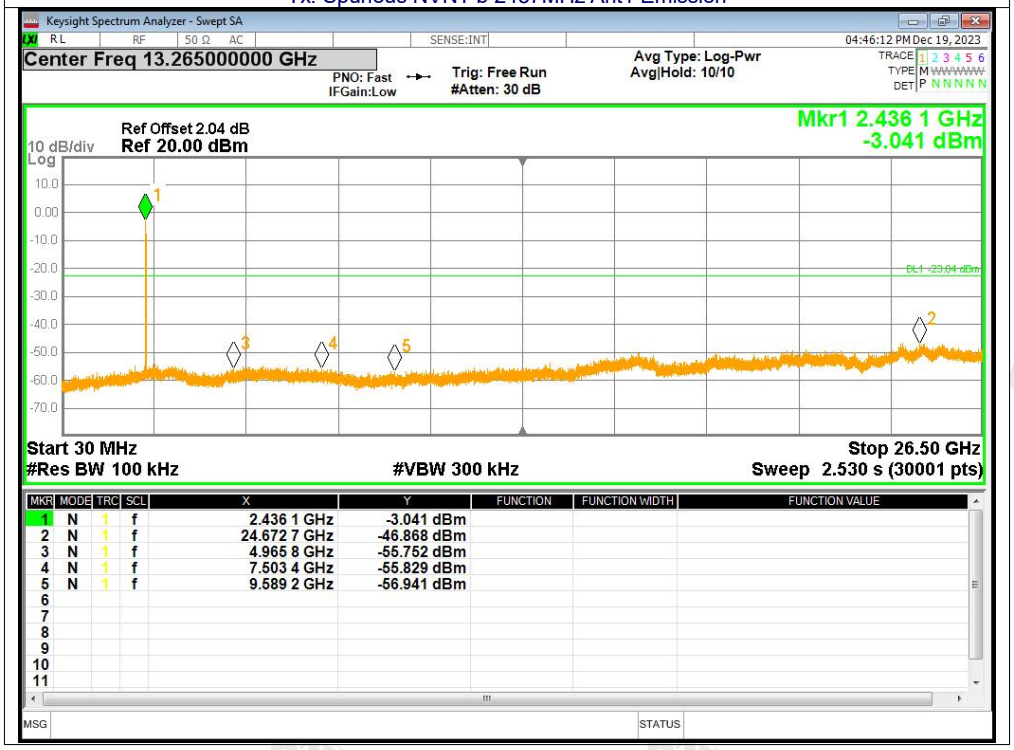

MKR	MODE	TRC	SCL	X	Y	FUNCTION	FUNCTION WIDTH	FUNCTION VALUE
1	N	1	f	2.436 1 GHz	-3.041 dBm			
2	N	1	f	24.672 7 GHz	-46.868 dBm			
3	N	1	f	4.965 8 GHz	-55.752 dBm			
4	N	1	f	7.503 4 GHz	-55.829 dBm			
5	N	1	f	9.589 2 GHz	-56.941 dBm			
6								
7								
8								
9								
10								
11								

Tx. Spurious NVNT b 2462MHz Ant1 Ref

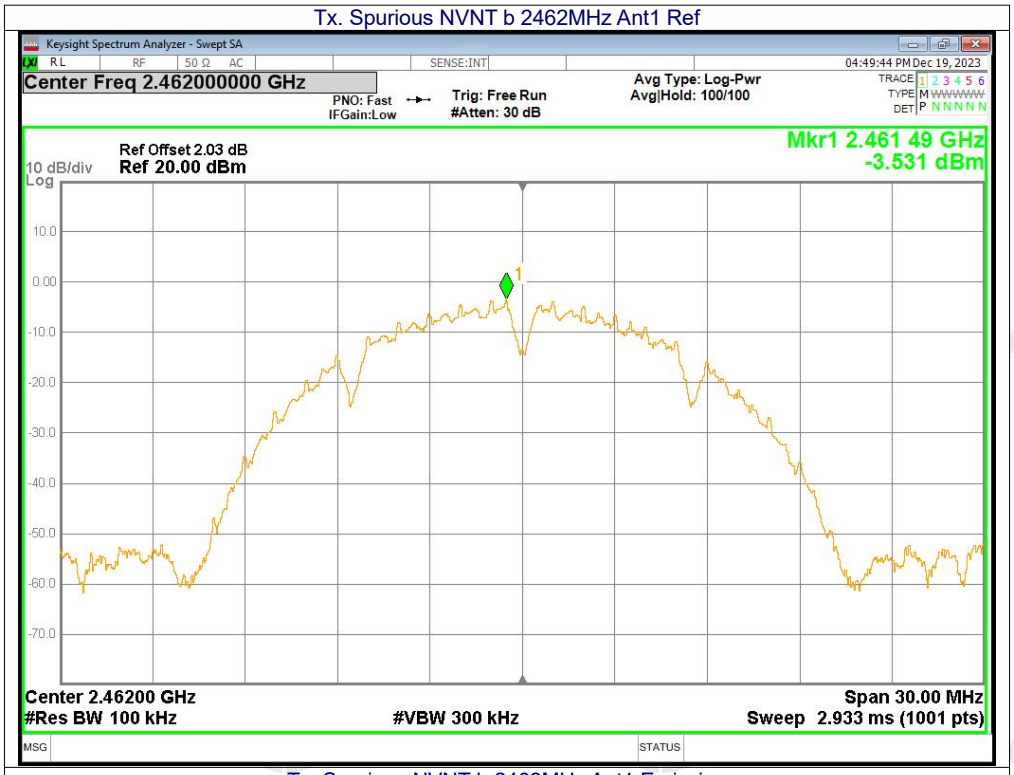

Tx. Spurious NVNT b 2462MHz Ant1 Emission

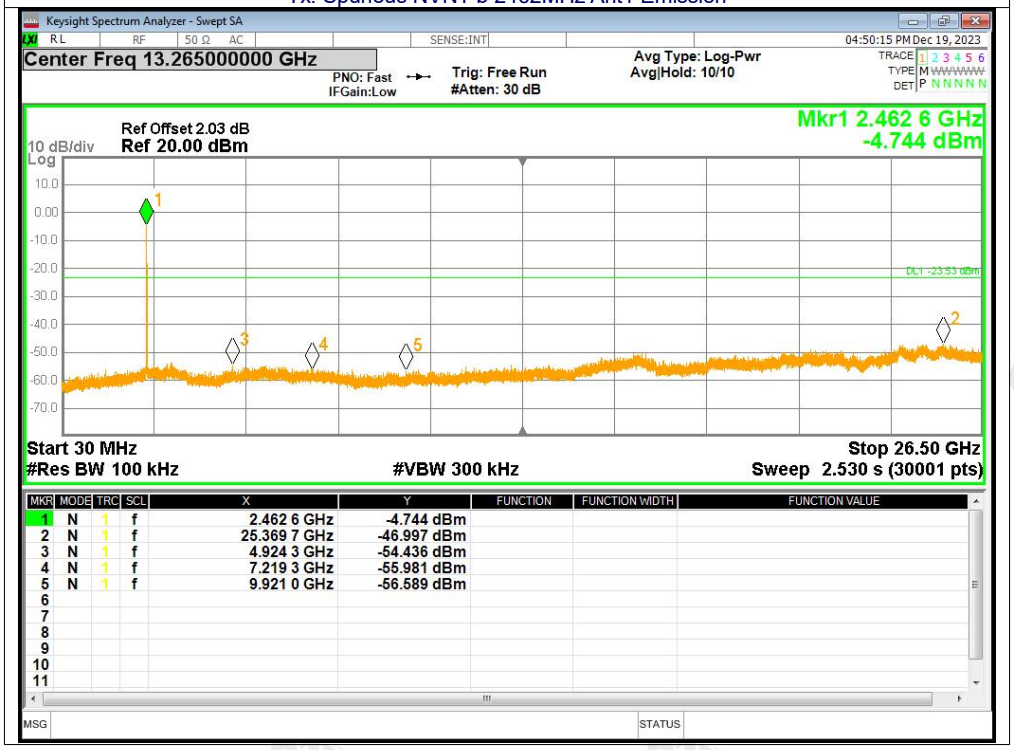

MKR	MODE	TRC	SCL	X	Y	FUNCTION	FUNCTION WIDTH	FUNCTION VALUE
1	N	1	f	2.462 6 GHz	-4.744 dBm			
2	N	1	f	25.369 7 GHz	-46.997 dBm			
3	N	1	f	4.924 3 GHz	-54.436 dBm			
4	N	1	f	7.219 3 GHz	-55.981 dBm			
5	N	1	f	9.921 0 GHz	-56.589 dBm			
6								
7								
8								
9								
10								
11								

Tx. Spurious NVNT g 2412MHz Ant1 Ref

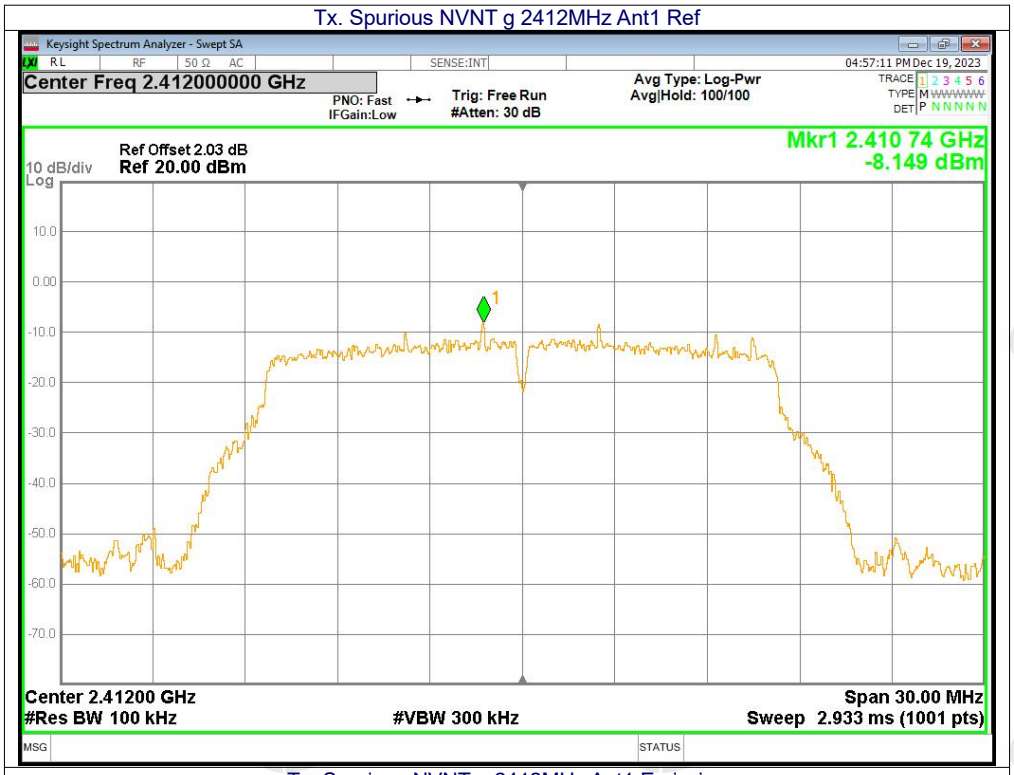

Tx. Spurious NVNT g 2412MHz Ant1 Emission

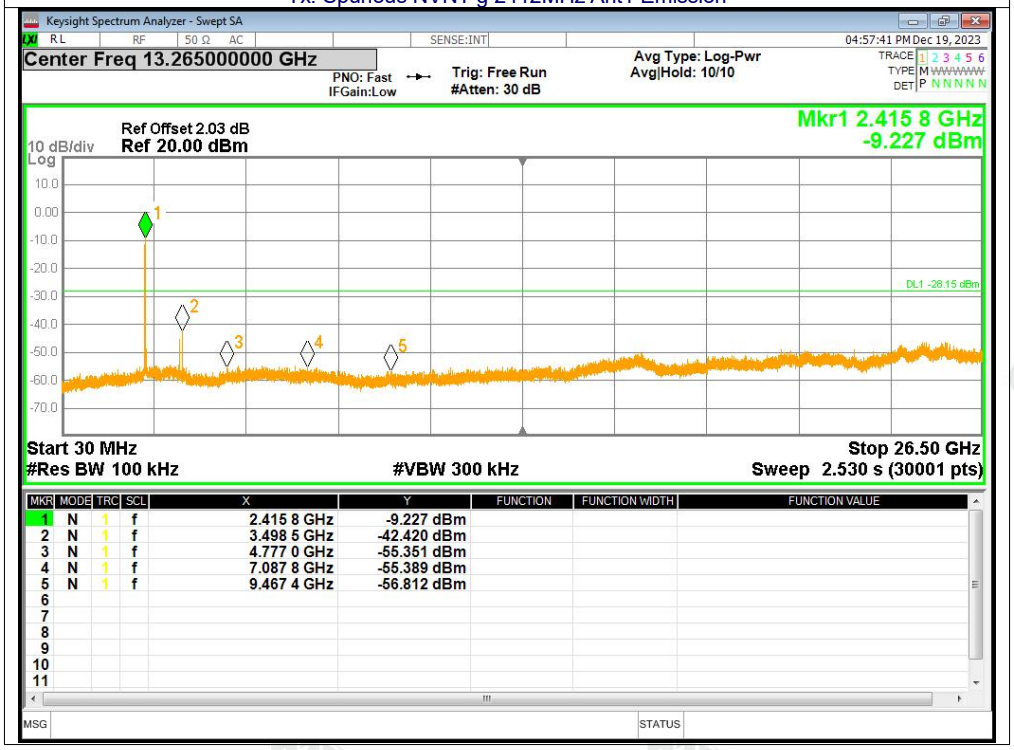

MKR	MODE	TRC	SCL	X	Y	FUNCTION	FUNCTION WIDTH	FUNCTION VALUE
1	N	1	f	2.415 8 GHz	-9.227 dBm			
2	N	1	f	3.498 5 GHz	-42.420 dBm			
3	N	1	f	4.777 0 GHz	-55.351 dBm			
4	N	1	f	7.087 8 GHz	-55.389 dBm			
5	N	1	f	9.467 4 GHz	-56.812 dBm			
6								
7								
8								
9								
10								
11								

Tx. Spurious NVNT g 2437MHz Ant1 Ref

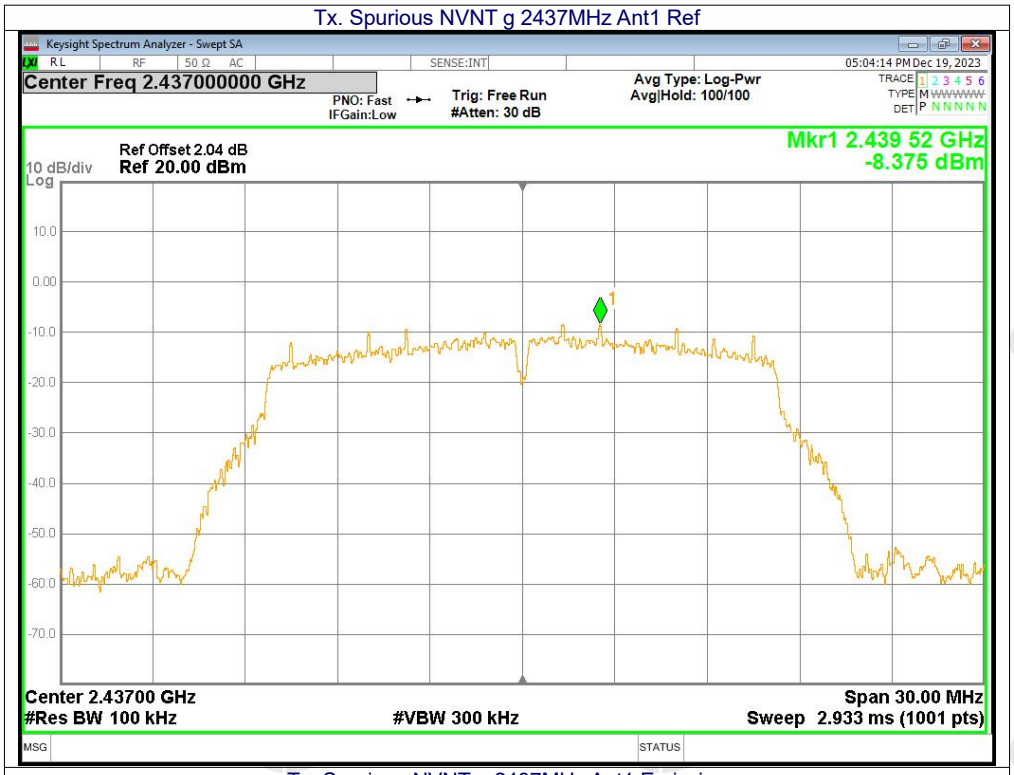

Tx. Spurious NVNT g 2437MHz Ant1 Emission

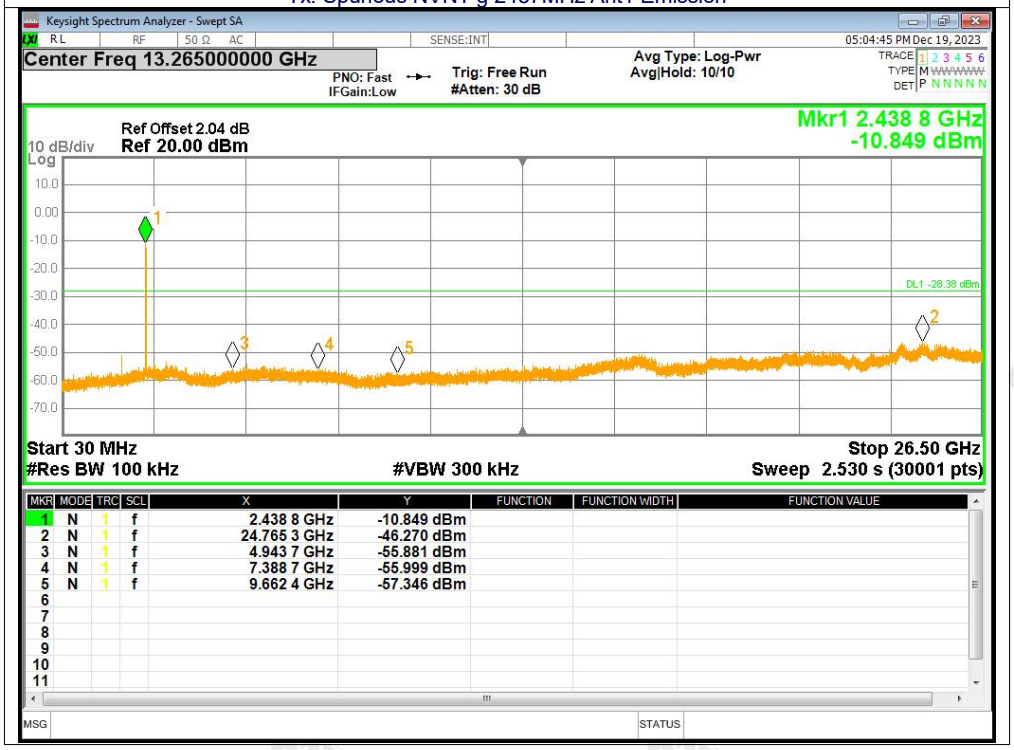

MKR	MODE	TRC	SCL	X	Y	FUNCTION	FUNCTION WIDTH	FUNCTION VALUE
1	N	1	f	2.438 8 GHz	-10.849 dBm			
2	N	1	f	24.765 3 GHz	-46.270 dBm			
3	N	1	f	4.943 7 GHz	-55.881 dBm			
4	N	1	f	7.388 7 GHz	-55.999 dBm			
5	N	1	f	9.662 4 GHz	-57.346 dBm			
6								
7								
8								
9								
10								
11								

Tx. Spurious NVNT g 2462MHz Ant1 Ref

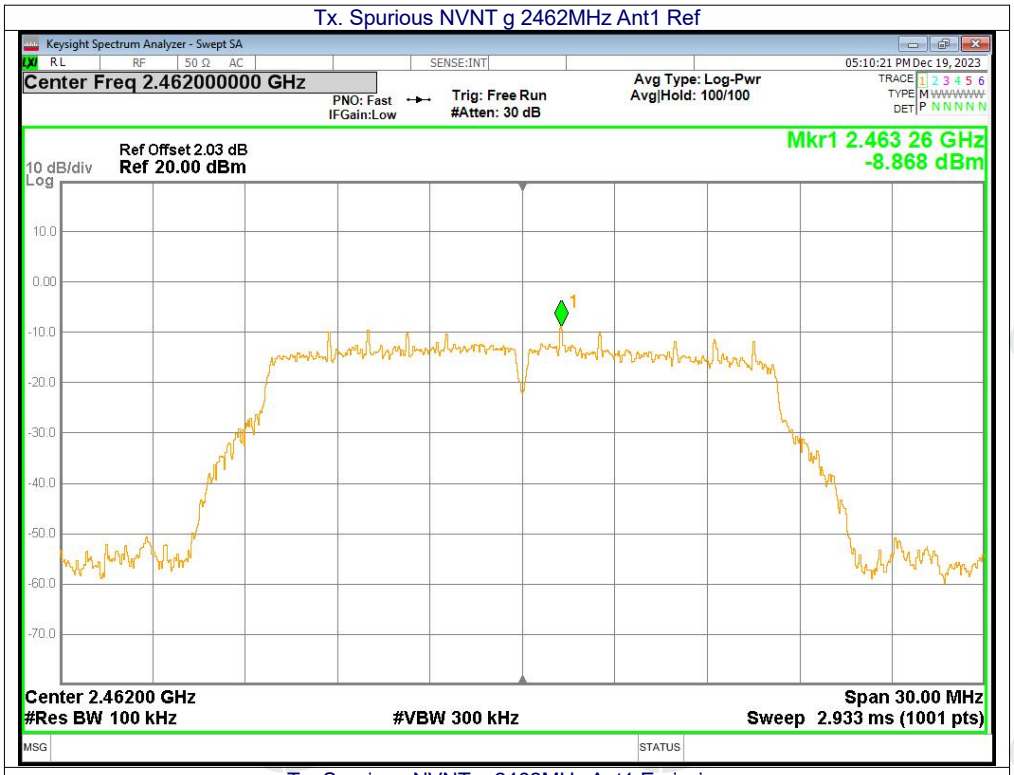

Tx. Spurious NVNT g 2462MHz Ant1 Emission

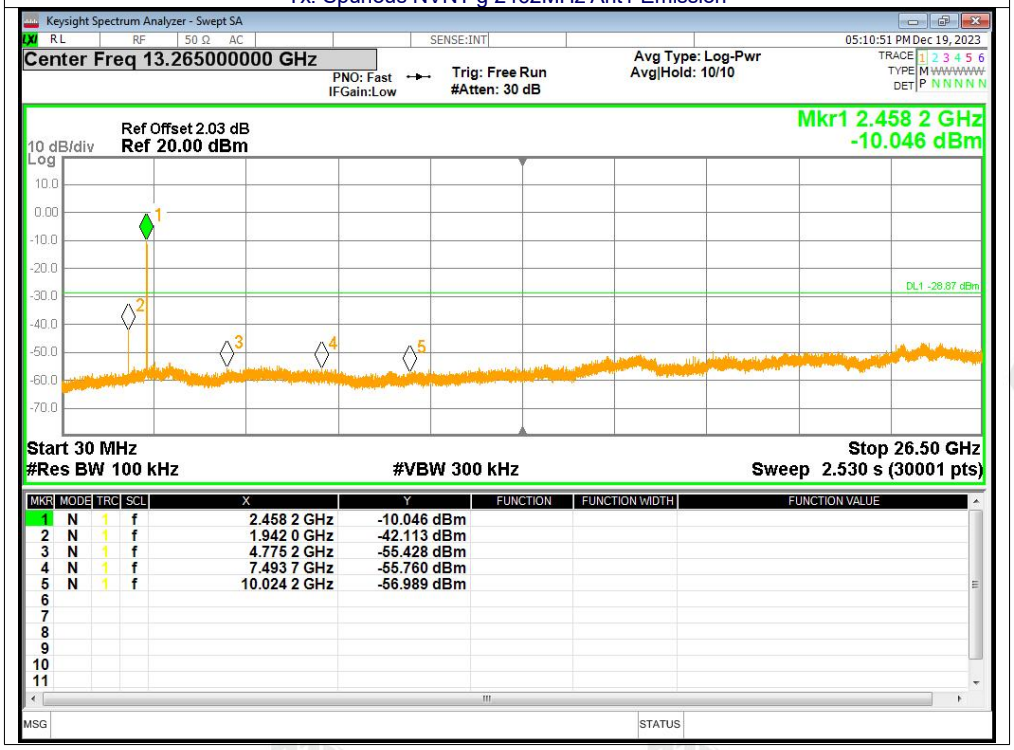

MKR	MODE	TRC	SCL	X	Y	FUNCTION	FUNCTION WIDTH	FUNCTION VALUE
1	N	1	f	2.458 2 GHz	-10.046 dBm			
2	N	1	f	1.942 0 GHz	-42.113 dBm			
3	N	1	f	4.775 2 GHz	-55.428 dBm			
4	N	1	f	7.493 7 GHz	-55.760 dBm			
5	N	1	f	10.024 2 GHz	-56.989 dBm			
6								
7								
8								
9								
10								
11								

Tx. Spurious NVNT n20 2412MHz Ant1 Ref

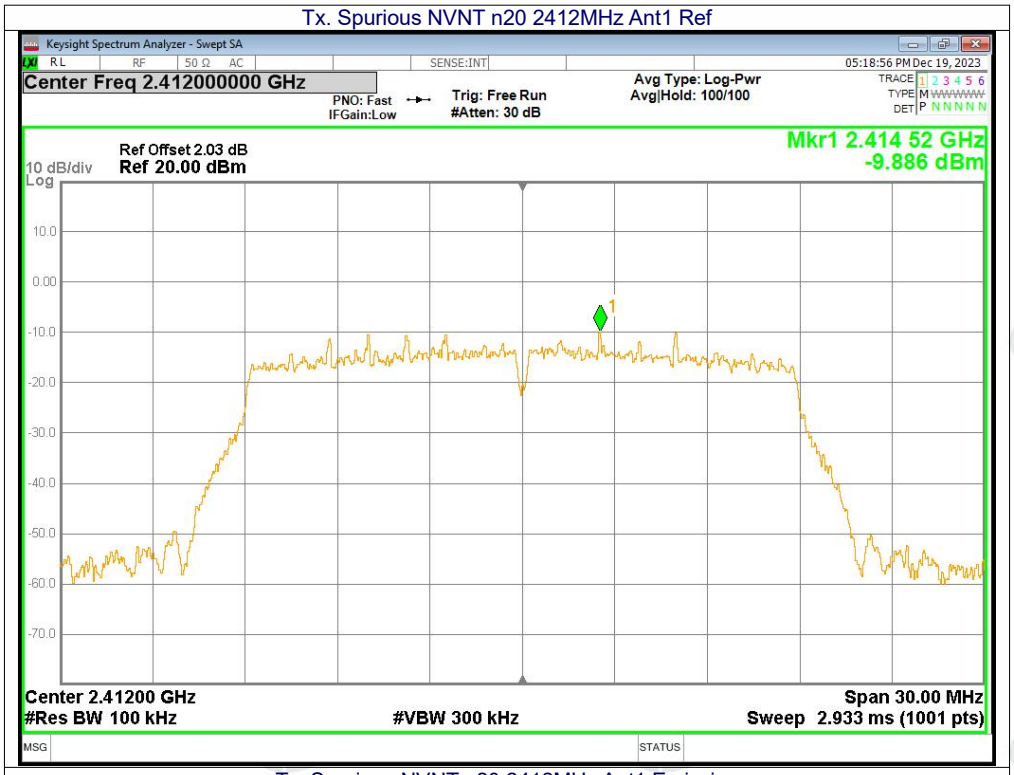

Tx. Spurious NVNT n20 2412MHz Ant1 Emission

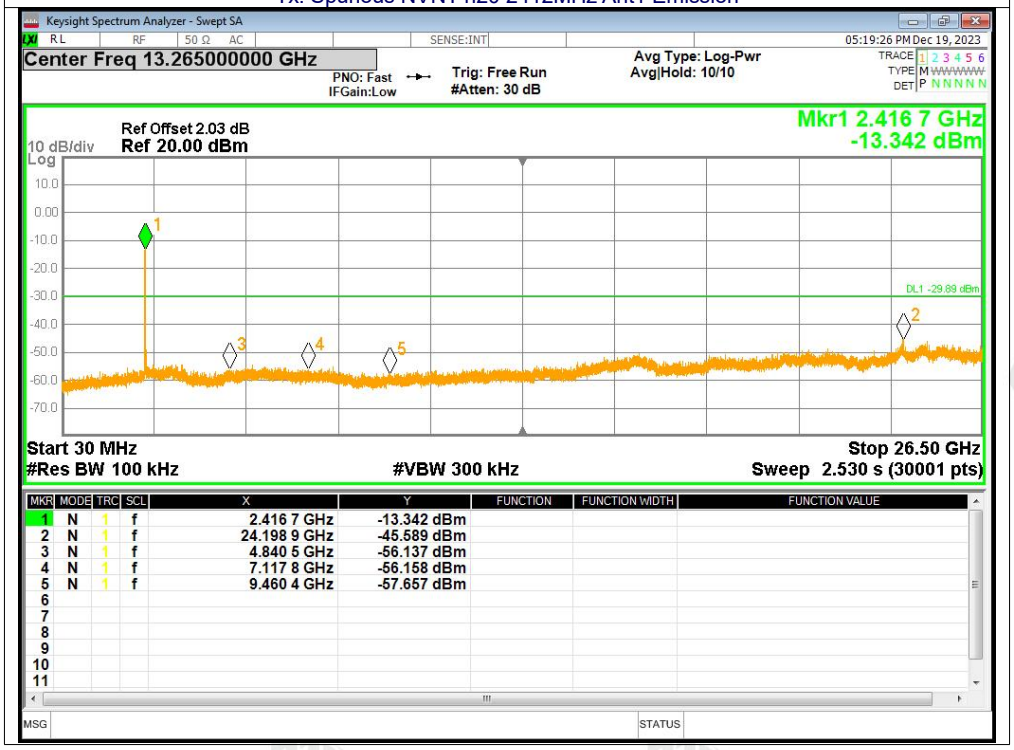

MKR	MODE	TRC	SCL	X	Y	FUNCTION	FUNCTION WIDTH	FUNCTION VALUE
1	N	1	f	2.416 7 GHz	-13.342 dBm			
2	N	1	f	24.198 9 GHz	-45.589 dBm			
3	N	1	f	4.840 5 GHz	-56.137 dBm			
4	N	1	f	7.117 8 GHz	-56.158 dBm			
5	N	1	f	9.460 4 GHz	-57.657 dBm			
6								
7								
8								
9								
10								
11								

Tx. Spurious NVNT n20 2437MHz Ant1 Ref

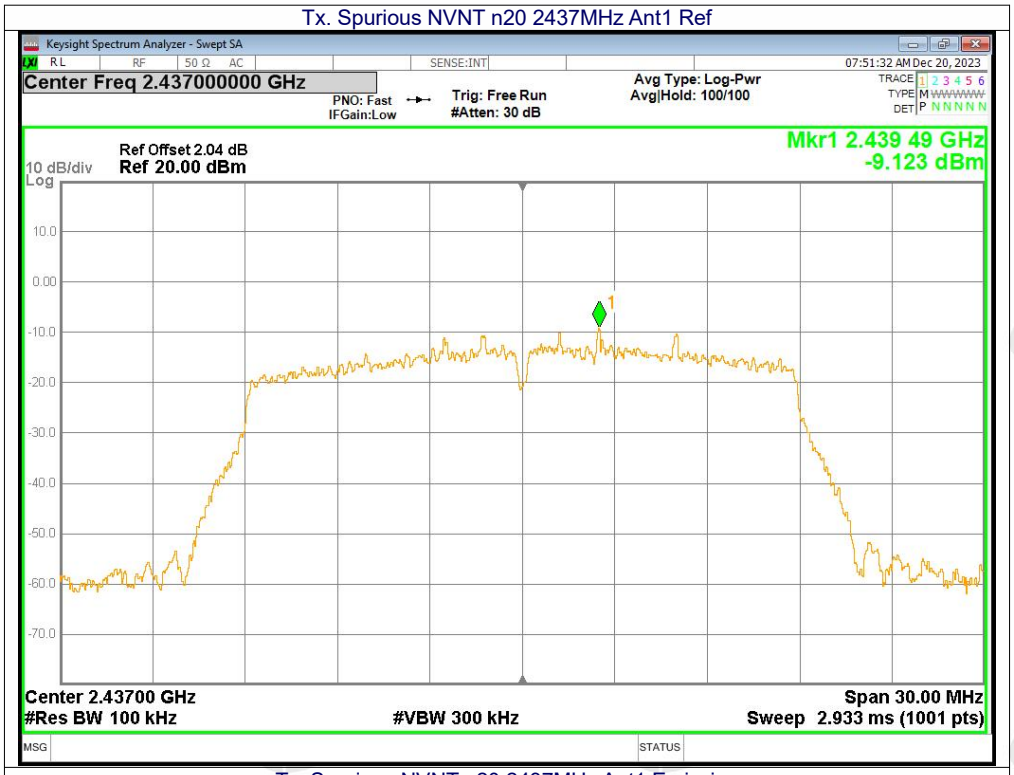

Tx. Spurious NVNT n20 2437MHz Ant1 Emission

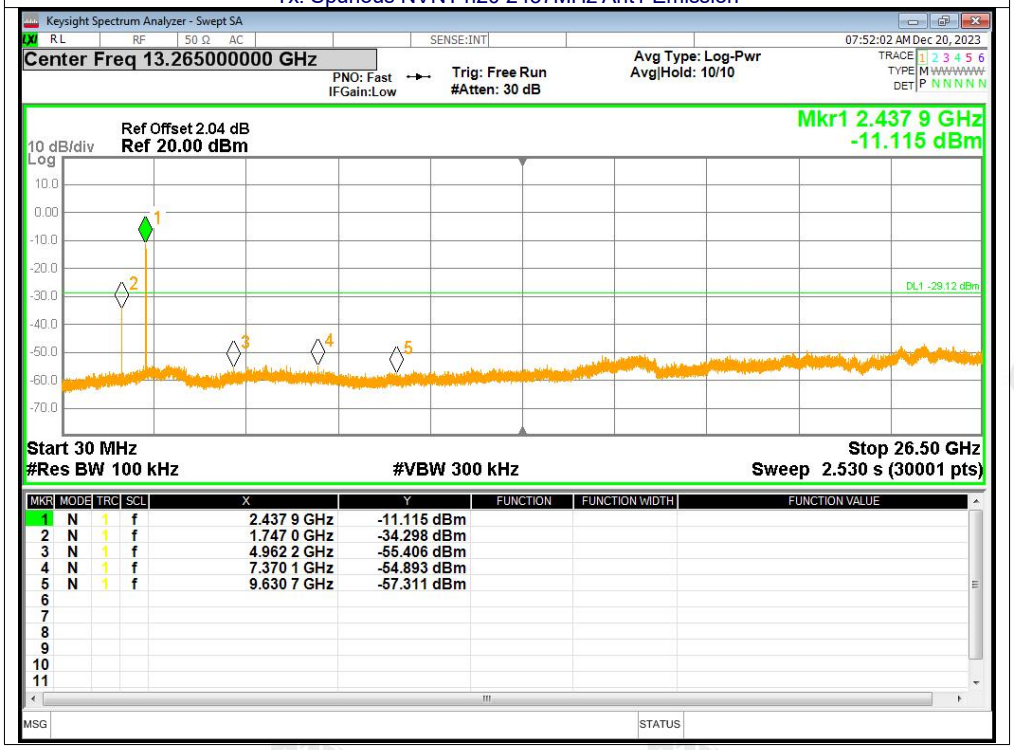

MKR	MODE	TRC	SCL	X	Y	FUNCTION	FUNCTION WIDTH	FUNCTION VALUE
1	N	1	f	2.437 9 GHz	-11.115 dBm			
2	N	1	f	1.747 0 GHz	-34.298 dBm			
3	N	1	f	4.962 2 GHz	-55.406 dBm			
4	N	1	f	7.370 1 GHz	-54.893 dBm			
5	N	1	f	9.630 7 GHz	-57.311 dBm			
6								
7								
8								
9								
10								
11								

Tx. Spurious NVNT n20 2462MHz Ant1 Ref

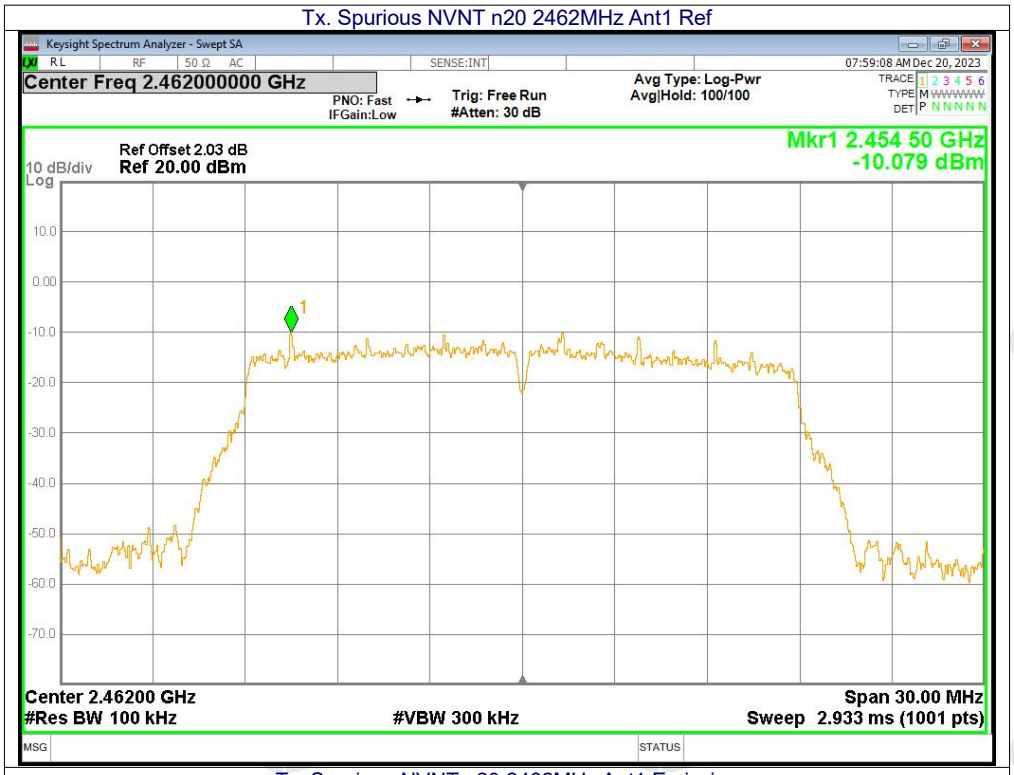

Tx. Spurious NVNT n20 2462MHz Ant1 Emission

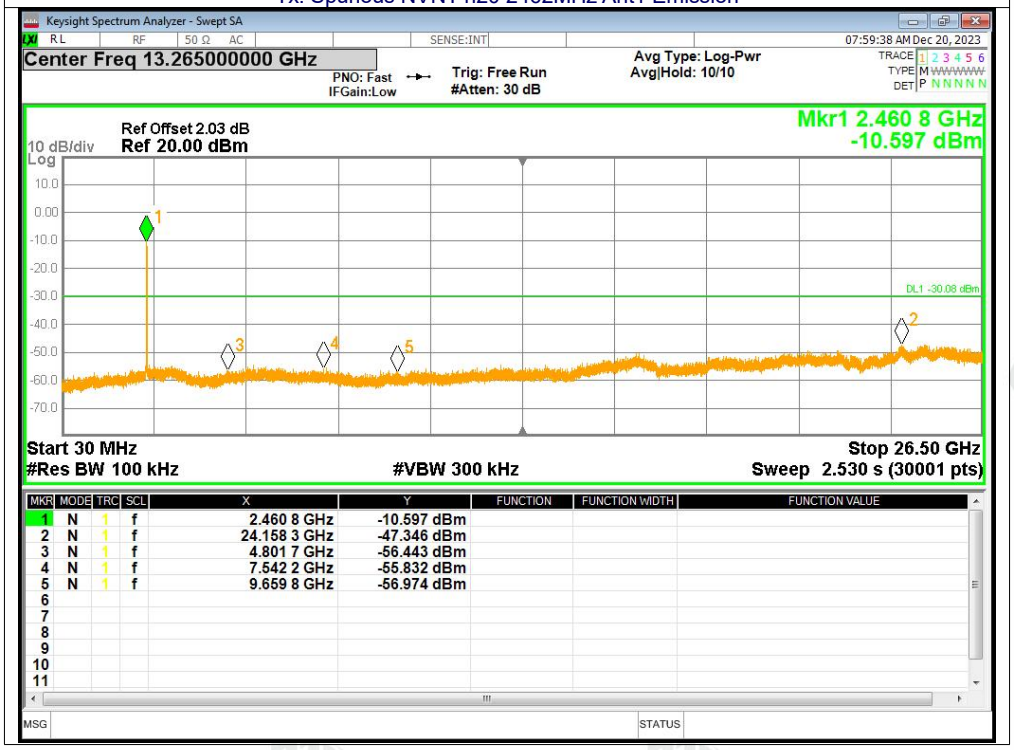

MKR	MODE	TRC	SCL	X	Y	FUNCTION	FUNCTION WIDTH	FUNCTION VALUE
1	N	1	f	2.460 8 GHz	-10.597 dBm			
2	N	1	f	24.158 3 GHz	-47.346 dBm			
3	N	1	f	4.801 7 GHz	-56.443 dBm			
4	N	1	f	7.542 2 GHz	-55.832 dBm			
5	N	1	f	9.659 8 GHz	-56.974 dBm			
6								
7								
8								
9								
10								
11								

Tx. Spurious NVNT n40 2422MHz Ant1 Ref

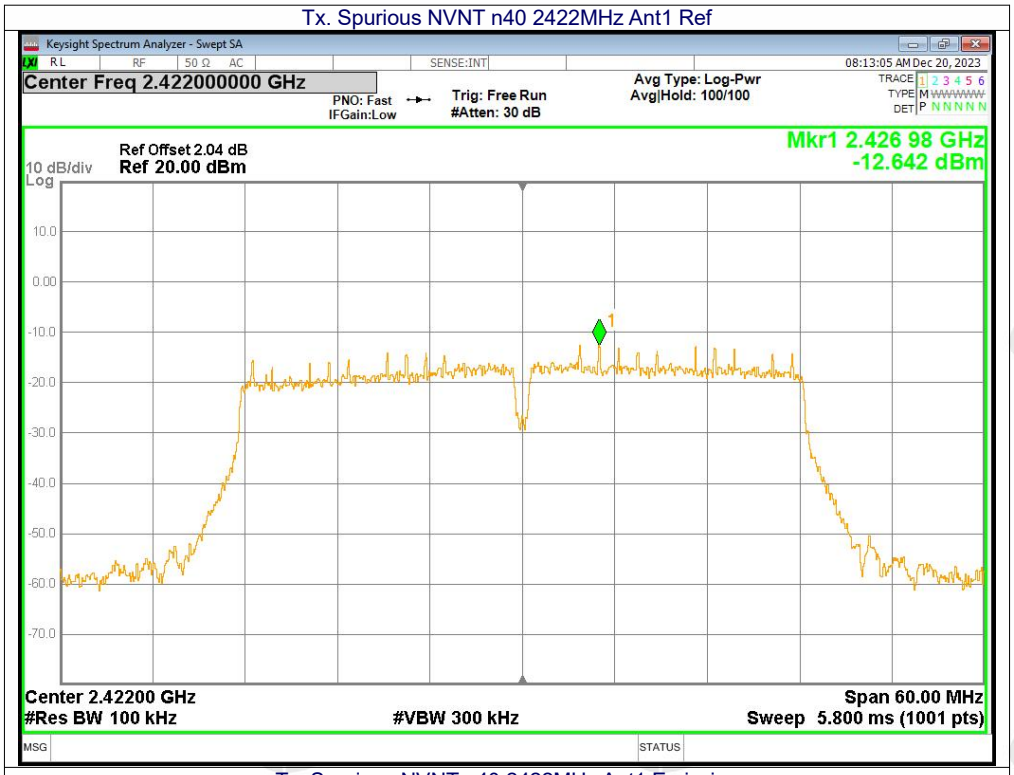

Tx. Spurious NVNT n40 2422MHz Ant1 Emission

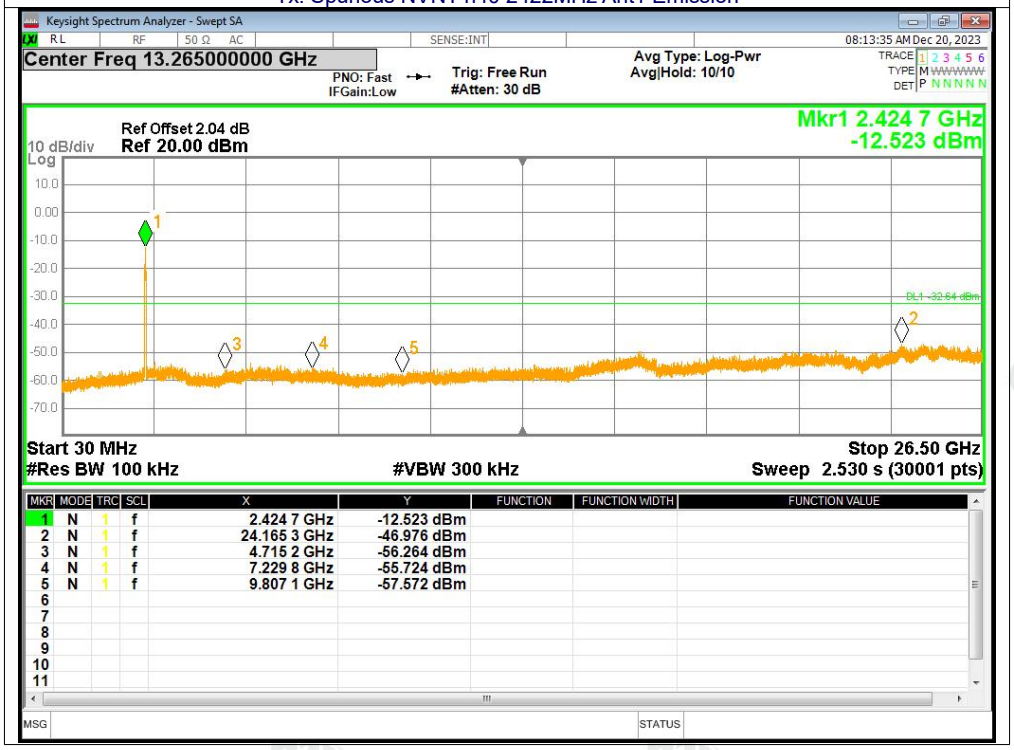

MKR	MODE	TRC	SCL	X	Y	FUNCTION	FUNCTION WIDTH	FUNCTION VALUE
1	N	1	f	2.424 7 GHz	-12.523 dBm			
2	N	1	f	24.165 3 GHz	-46.976 dBm			
3	N	1	f	4.715 2 GHz	-56.264 dBm			
4	N	1	f	7.229 8 GHz	-55.724 dBm			
5	N	1	f	9.807 1 GHz	-57.572 dBm			
6								
7								
8								
9								
10								
11								

Tx. Spurious NVNT n40 2437MHz Ant1 Ref

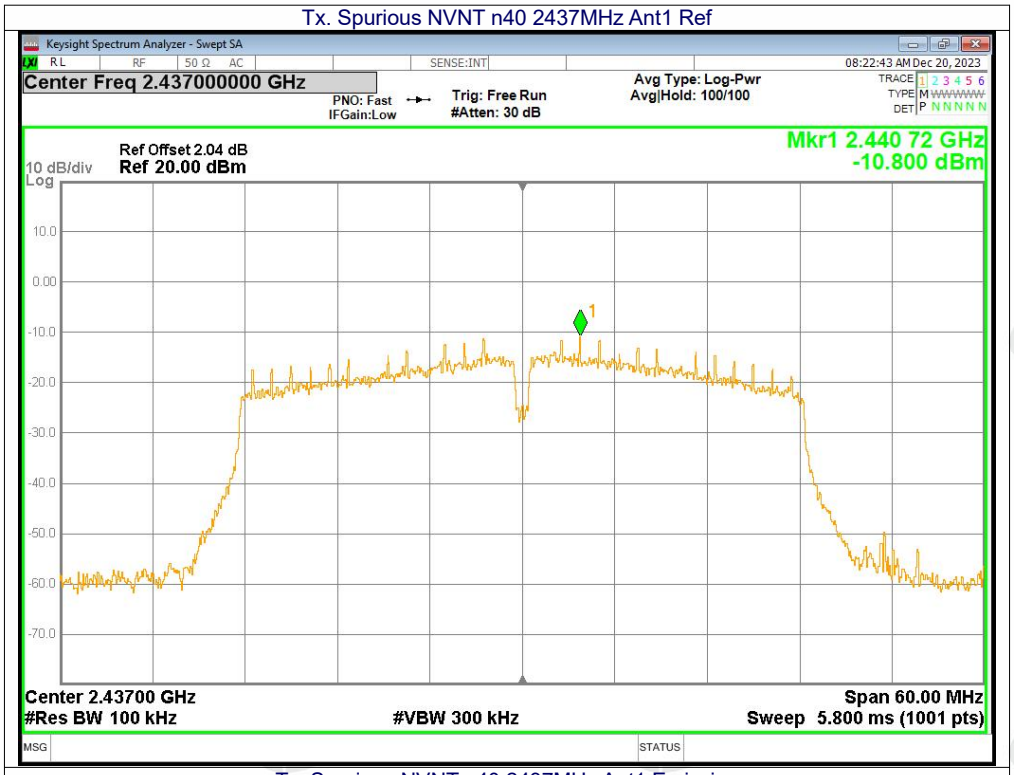

Tx. Spurious NVNT n40 2437MHz Ant1 Emission

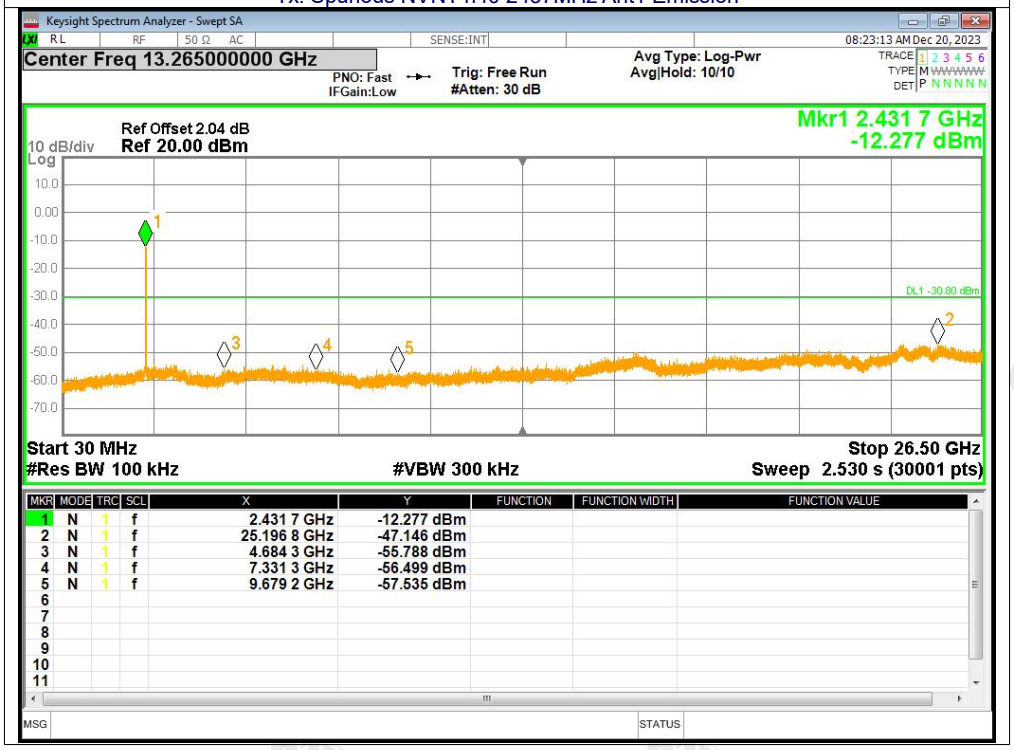

MKR	MODE	TRC	SCL	X	Y	FUNCTION	FUNCTION WIDTH	FUNCTION VALUE
1	N	1	f	2.431 7 GHz	-12.277 dBm			
2	N	1	f	25.196 8 GHz	-47.146 dBm			
3	N	1	f	4.684 3 GHz	-55.788 dBm			
4	N	1	f	7.331 3 GHz	-56.499 dBm			
5	N	1	f	9.679 2 GHz	-57.535 dBm			
6								
7								
8								
9								
10								
11								

Tx. Spurious NVNT n40 2452MHz Ant1 Ref

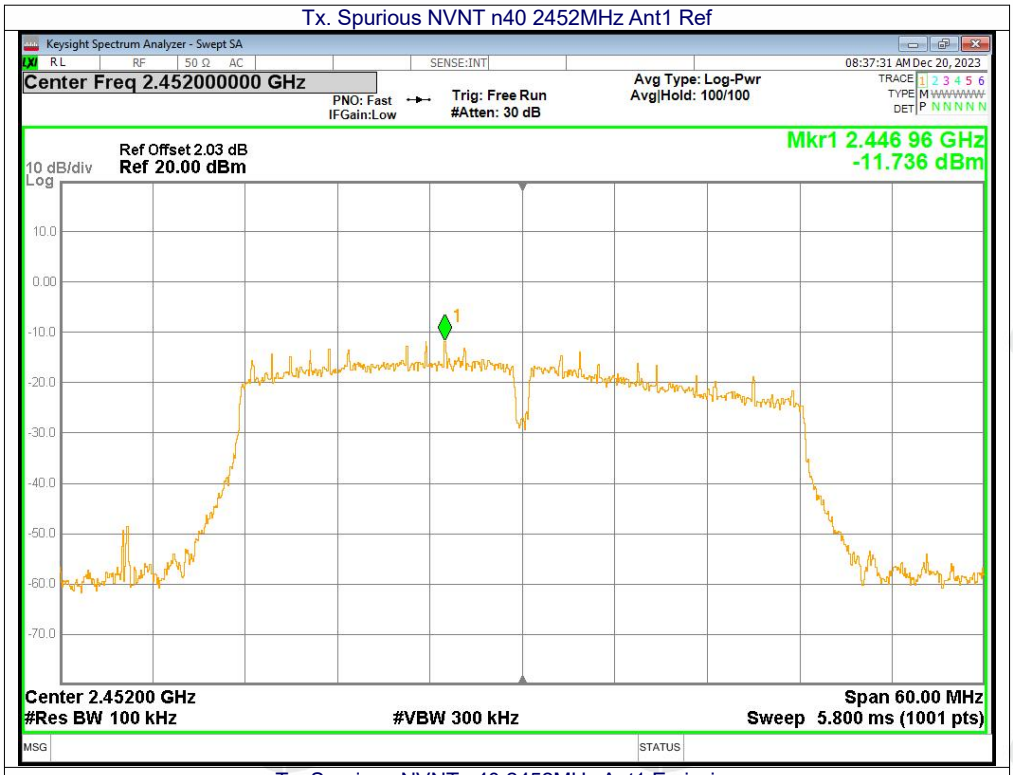

Tx. Spurious NVNT n40 2452MHz Ant1 Emission

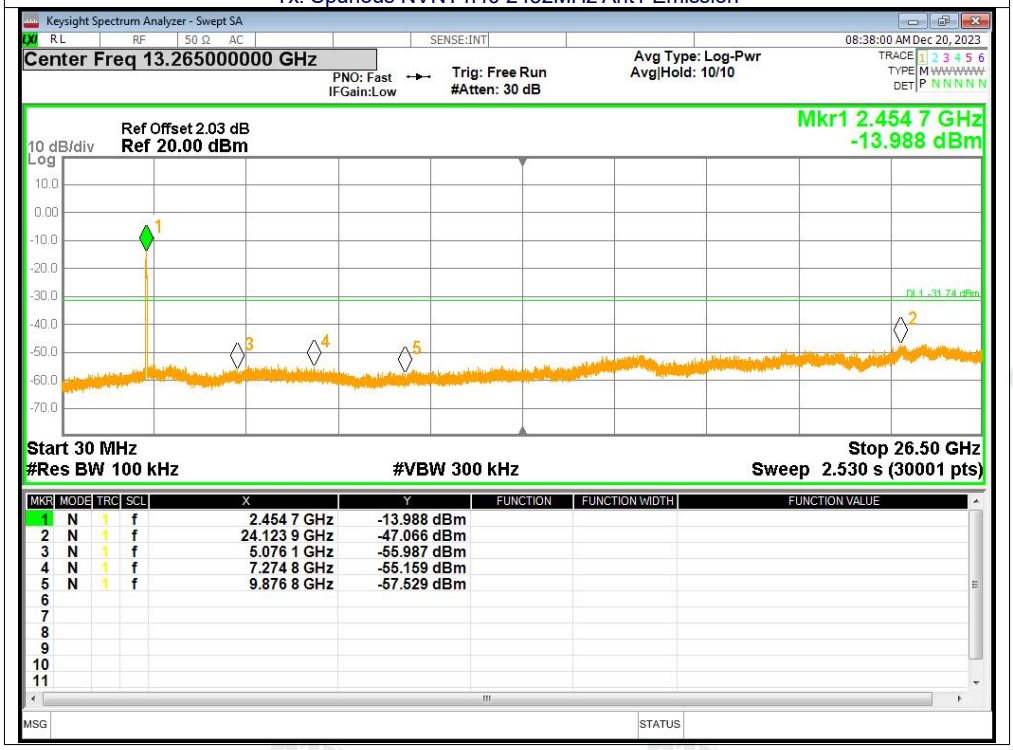

MKR	MODE	TRC	SCL	X	Y	FUNCTION	FUNCTION WIDTH	FUNCTION VALUE
1	N	1	f	2.454 7 GHz	-13.988 dBm			
2	N	1	f	24.123 9 GHz	-47.066 dBm			
3	N	1	f	5.076 1 GHz	-55.987 dBm			
4	N	1	f	7.274 8 GHz	-55.159 dBm			
5	N	1	f	9.876 8 GHz	-57.529 dBm			
6								
7								
8								
9								
10								
11								

12. TEST SETUP PHOTO

Reference to the appendix I for details.

13. EUT CONSTRUCTIONAL DETAILS

Reference to the appendix II for details.

※※※※※ END OF REPORT ※※※※※