Appendix G for KSCR2401000129AT-N77-C-Band

1. Out of band rejection

1.1 Bandn77a

1.1.1 Test Result

Band: n77a / NTNV							
Signal	Sweep Frequency Range (MHz)	TX Type	ANT	F0 (MHz)	FL (MHz)	FH (MHz)	Verdict
CW	3140 - 4540	SISO	1	3914.200	3693.000	3987.000	Pass

1.1.2 Test Graph

Bandn77a_CW_SISO_Ant1_NTNV

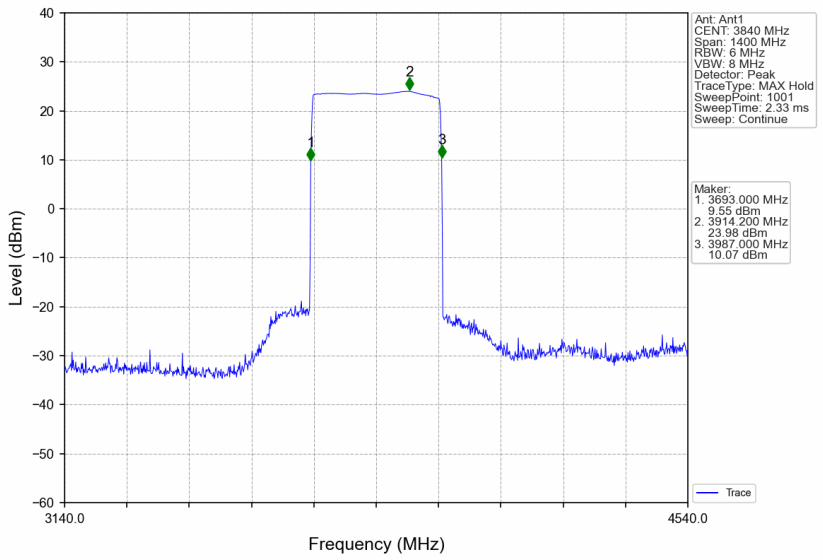

2. AGC threshold

2.1 Bandn77a

2.1.1 Test Result

Band: n77a / NTNV					
Signal	Frequency (MHz)	TX Type	ANT	AGC Threshold (dBm)	Verdict
AWGN	3914.2	SISO	1	-4.00	Pass
GMSK	3914.2	SISO	1	-4.00	Pass

3. Input-versus-output signal comparison

3.1 Bandn77a_OBW

3.1.1 Test Result

Band: n77a / NTNV									
Signal			TX Type	ANT	99% OBW (MHz)		Discrepancy (%)	Limit (%)	Verdict
Type	Level (dBm)	Frequency (MHz)			Output	Input			
AWGN	-1	3914.2	SISO	1	4.521	4.519	0.0443	5	Pass
	-4	3914.2	SISO	1	4.523	4.539	-0.3530	5	Pass
GMSK	-1	3914.2	SISO	1	0.246	0.245	0.4082	5	Pass
	-4	3914.2	SISO	1	0.246	0.245	0.4082	5	Pass

For 100MHz BW

Band: n77a / NTNV									
Signal			TX Type	ANT	99% OBW (MHz)		Discrepancy (%)	Limit (%)	Verdict
Type	Level (dBm)	Frequency (MHz)			Output	Input			
AWGN	-1	3914.2	SISO	1	97.116	97.426	-0.3180	5	Pass
	-4	3914.2	SISO	1	97.041	97.320	-0.2870	5	Pass

3.1.2 Test Graph

Bandn77a_3914.2MHz_AWGN_SISO_Ant1_NTNV_Output_AGC

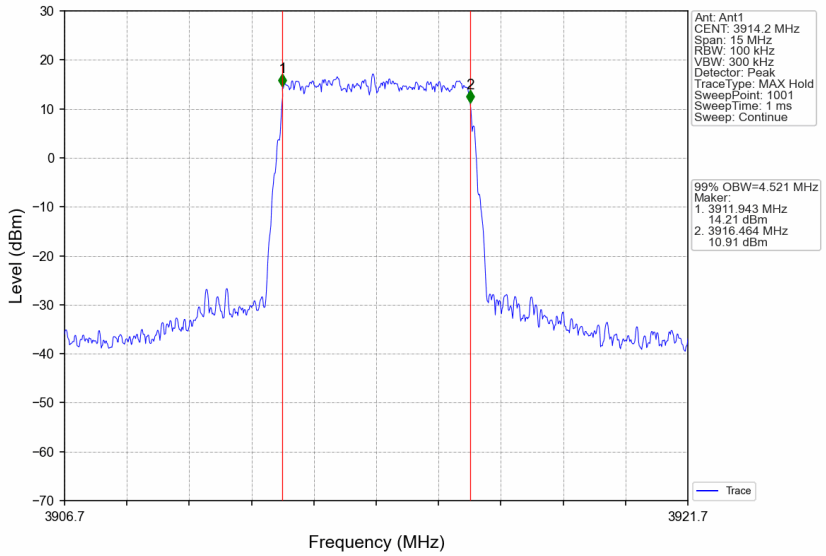

Bandn77a_3914.2MHz_AWGN_SISO_Ant1_NTNV_Output_AGC+3

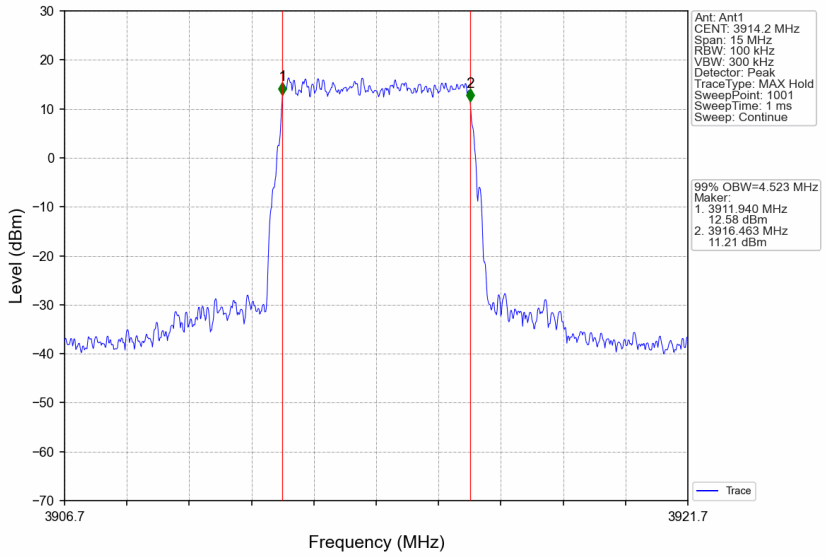

Bandn77a_3914.2MHz_AWGN_SISO_Ant1_NTNV_Input_AGC

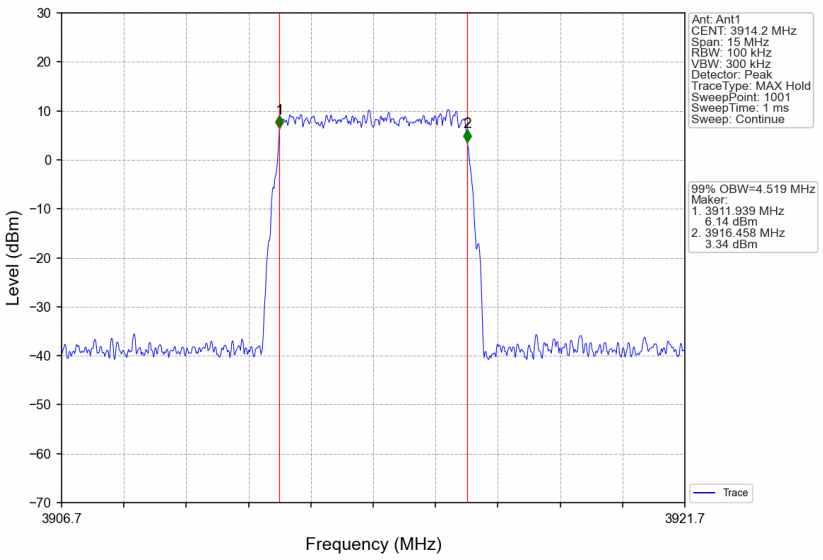

Bandn77a_3914.2MHz_AWGN_SISO_Ant1_NTNV_Input_AGC+3

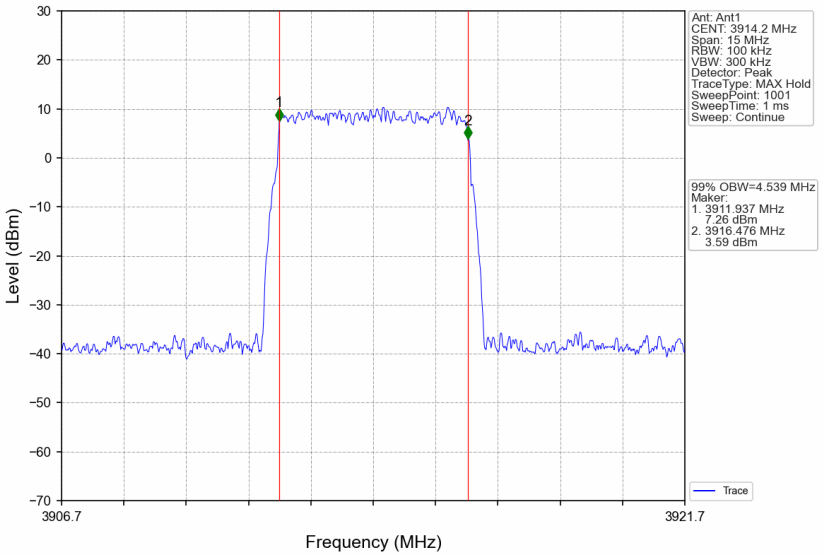

Bandn77a_3914.2MHz_GMSK_SISO_Ant1_NTNV_Output_AGC

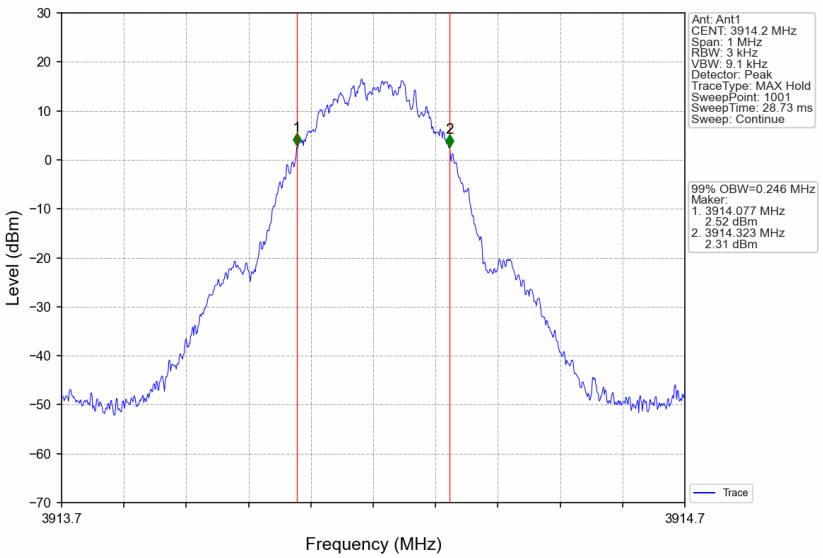

Bandn77a_3914.2MHz_GMSK_SISO_Ant1_NTNV_Output_AGC+3

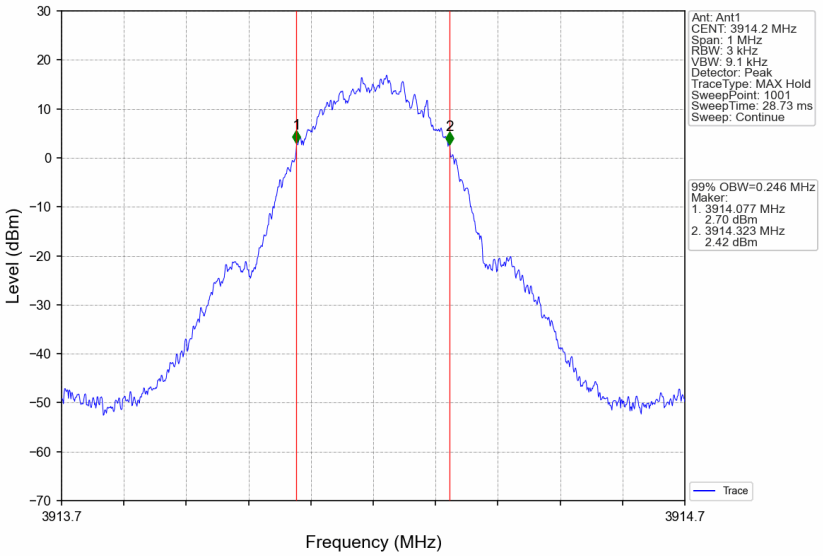

Bandn77a_3914.2MHz_GMSK_SISO_Ant1_NTNV_Input_AGC

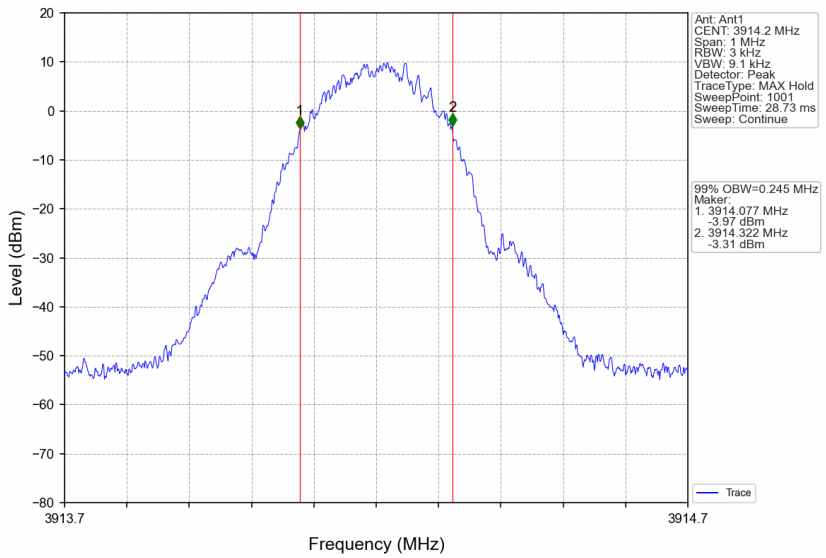

Bandn77a_3914.2MHz_GMSK_SISO_Ant1_NTNV_Input_AGC+3

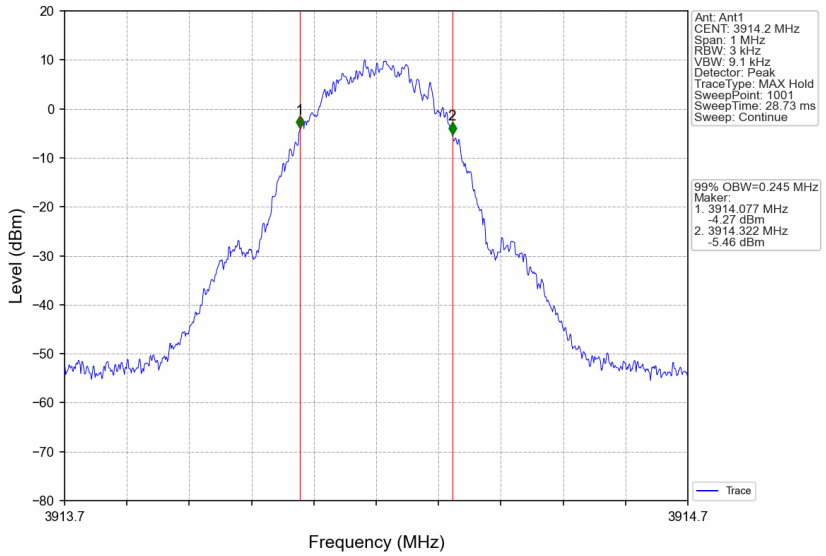

For 100MHz BW

Bandn77a_3914.2MHz_AWGN_SISO_Ant1_NTNV_Output_AGC

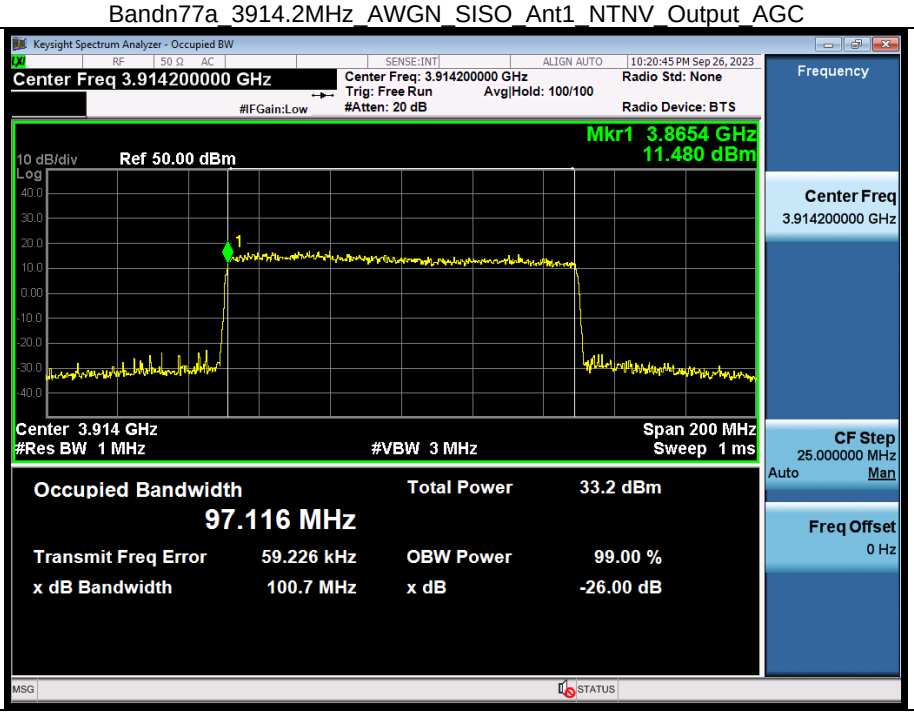

Bandn77a_3914.2MHz_AWGN_SISO_Ant1_NTNV_Output_AGC

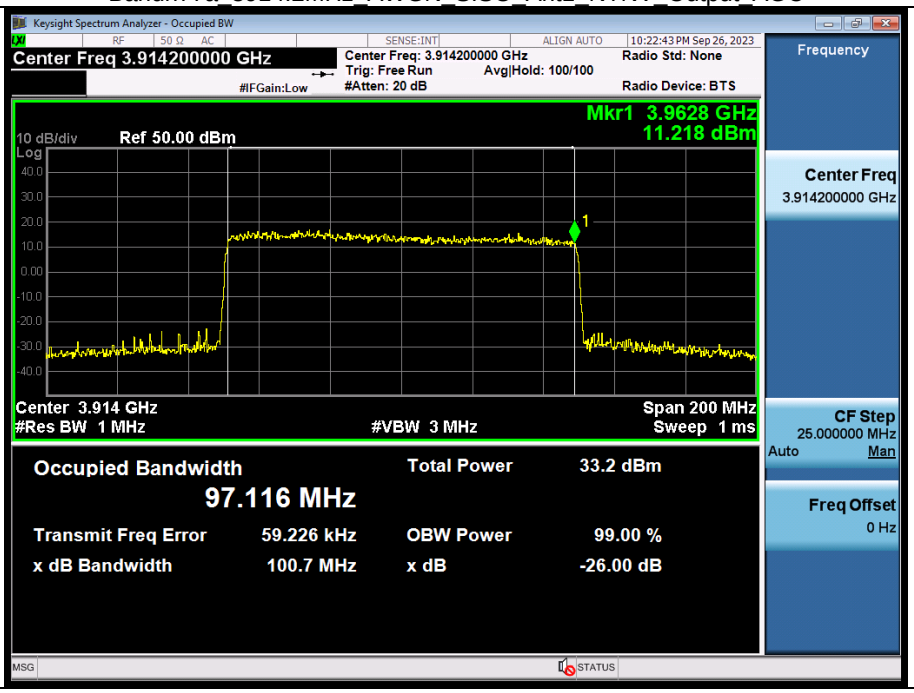

Bandn77a_3914.2MHz_AWGN_SISO_Ant1_NTNV_Output_AGC+3

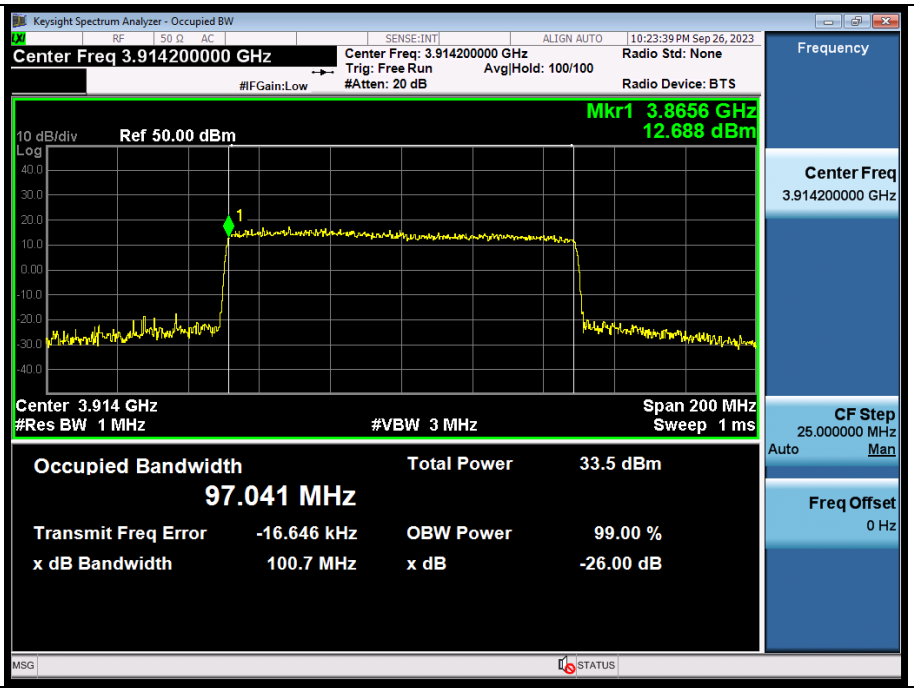

Bandn77a_3914.2MHz_AWGN_SISO_Ant1_NTNV_Output_AGC+3

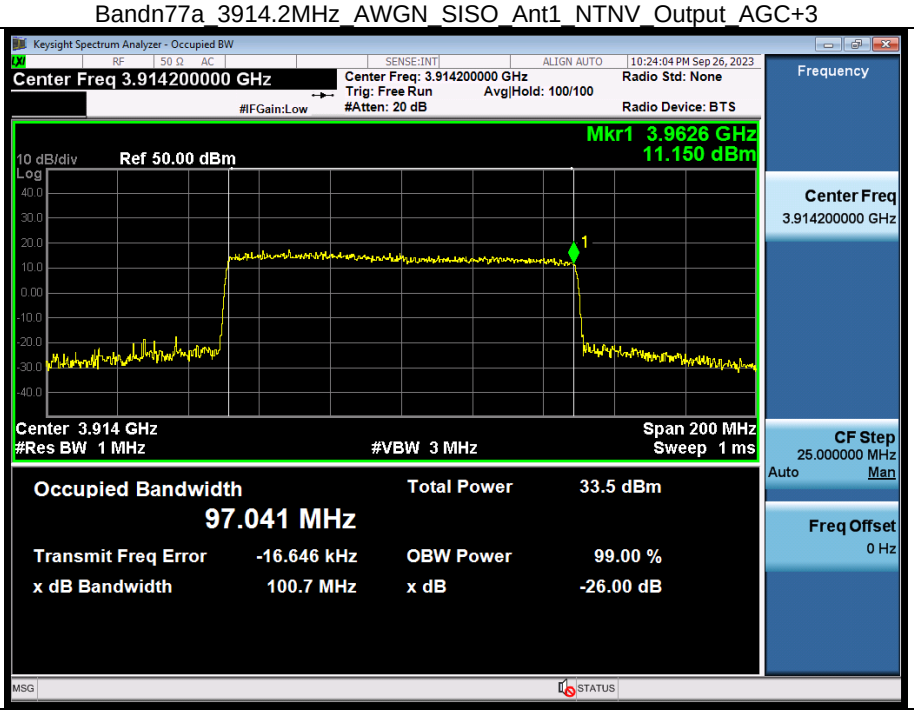

Bandn77a_3914.2MHz_AWGN_SISO_Ant1_NTNV_Input_AGC

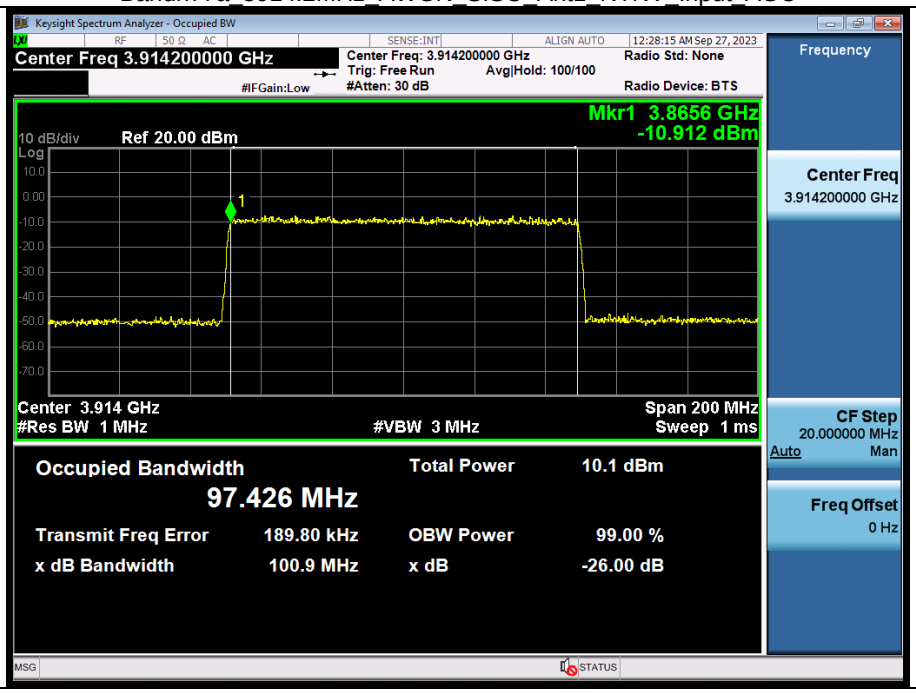

Bandn77a_3914.2MHz_AWGN_SISO_Ant1_NTNV_Input_AGC

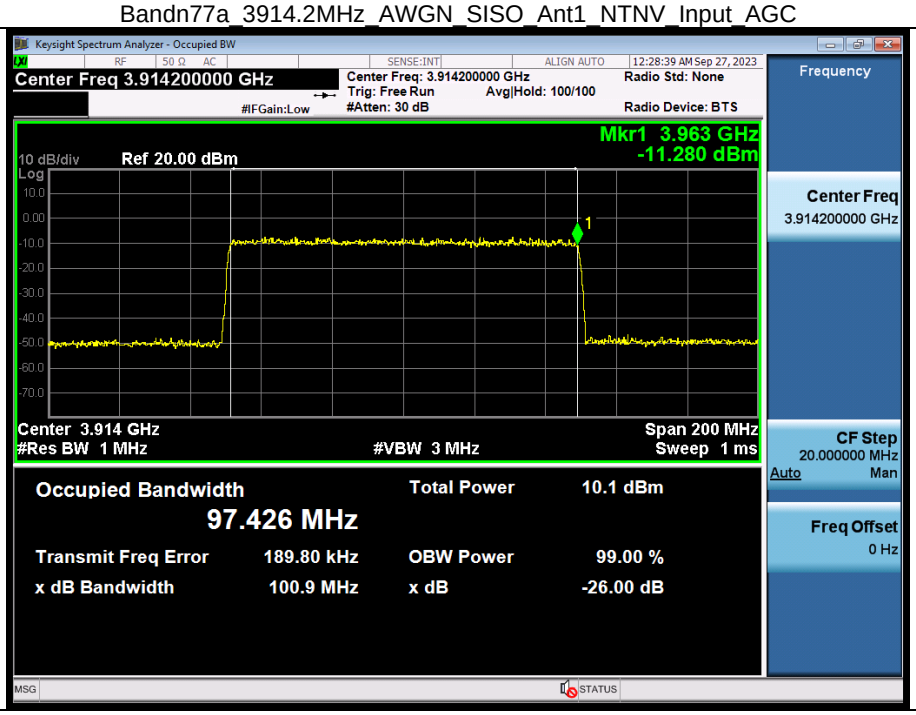

Bandn77a_3914.2MHz_AWGN_SISO_Ant1_NTNV_Input_AGC+3

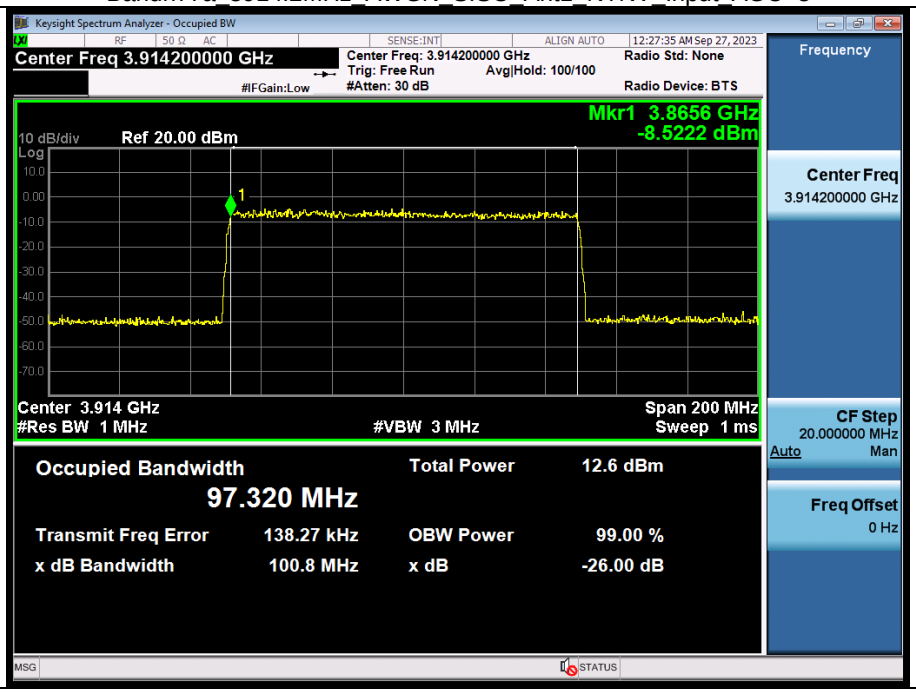

Bandn77a_3914.2MHz_AWGN_SISO_Ant1_NTNV_Input_AGC+3

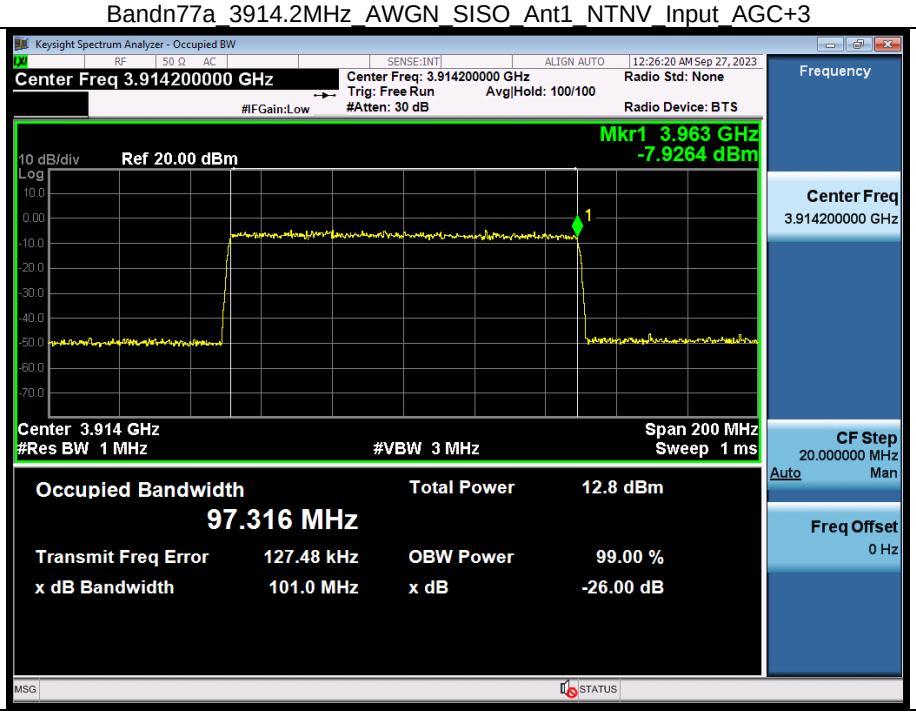

3.2 Bandn77a_EBW

3.2.1 Test Result

Band: n77a / NTNV									
Signal			TX Type	ANT	26dB EBW (MHz)		Discrepancy (%)	Limit (%)	Verdict
Type	Level (dBm)	Frequency (MHz)			Output	Input			
AWGN	-1	3914.2	SISO	1	5.002	5.022	-0.3980	5	Pass
	-4	3914.2	SISO	1	5.023	5.023	0.0000	5	Pass
GMSK	-1	3914.2	SISO	1	0.317	0.314	0.9554	5	Pass
	-4	3914.2	SISO	1	0.315	0.313	0.6390	5	Pass

For 100MHz BW

Band: n77a / NTNV									
Signal			TX Type	ANT	26dB EBW (MHz)		Discrepancy (%)	Limit (%)	Verdict
Type	Level (dBm)	Frequency (MHz)			Output	Input			
AWGN	-1	3914.2	SISO	1	100.81	101.07	-0.2570	5	Pass
	-4	3914.2	SISO	1	100.95	100.81	0.1389	5	Pass

3.2.2 Test Graph

Bandn77a_3914.2MHz_AWGN_SISO_Ant1_NTNV_Output_AGC

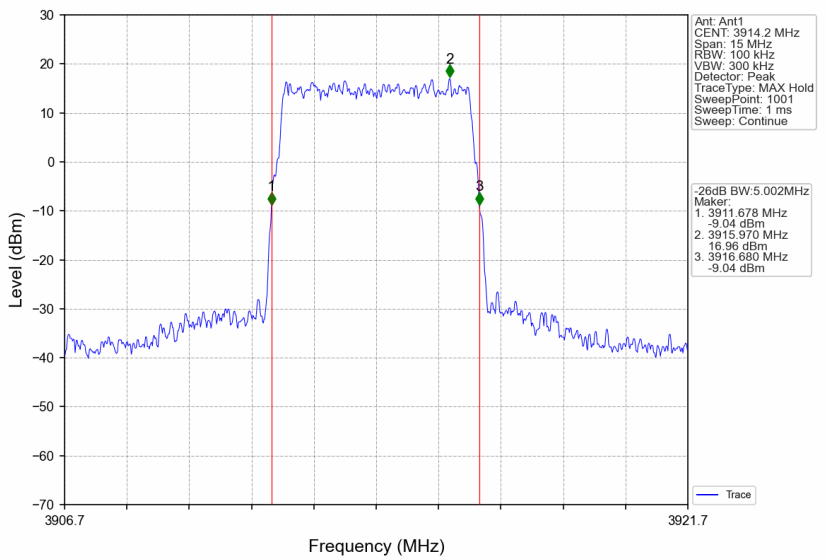

Bandn77a_3914.2MHz_AWGN_SISO_Ant1_NTNV_Output_AGC+3

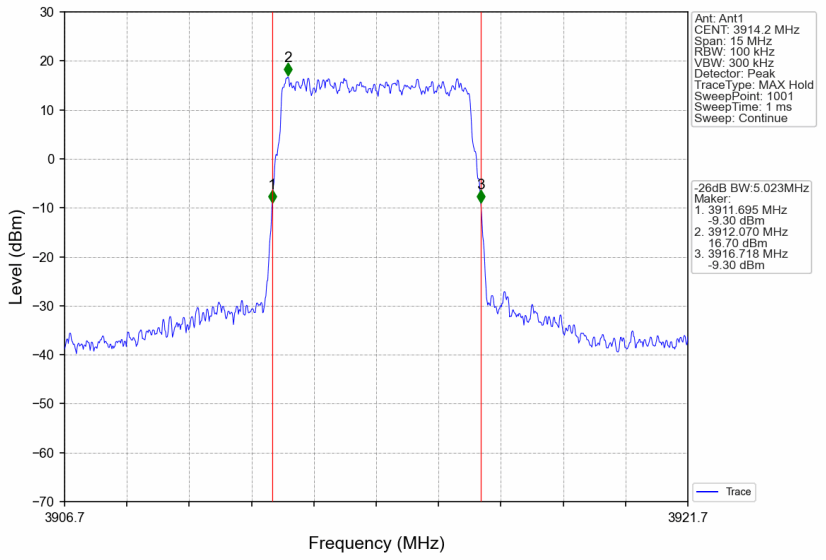

Bandn77a_3914.2MHz_AWGN_SISO_Ant1_NTNV_Input_AGC

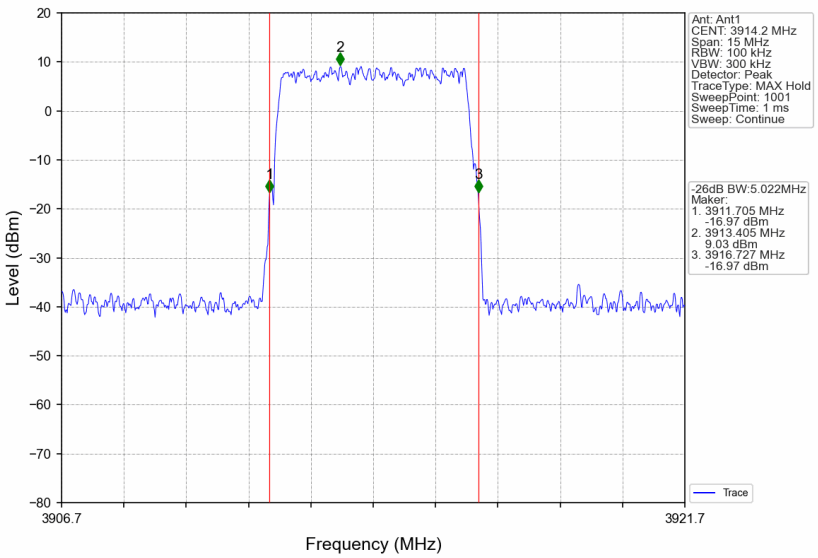

Bandn77a_3914.2MHz_AWGN_SISO_Ant1_NTNV_Input_AGC+3

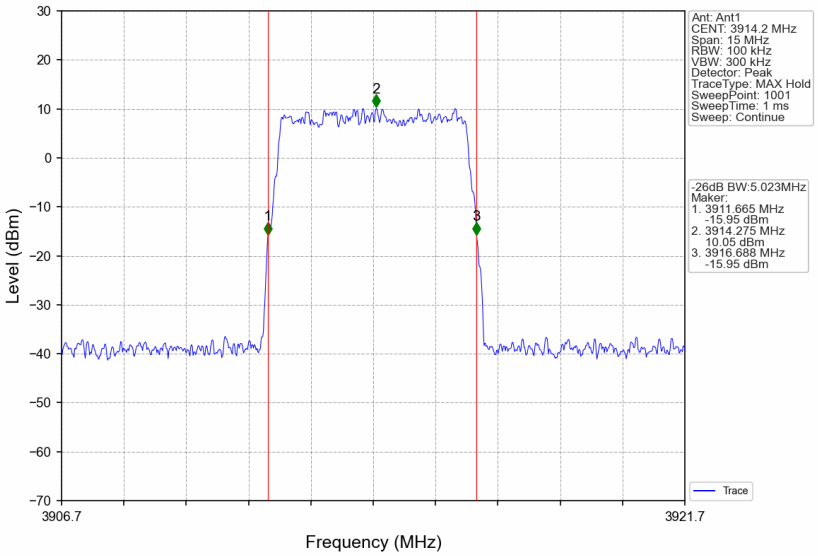

Bandn77a_3914.2MHz_GMSK_SISO_Ant1_NTNV_Output_AGC

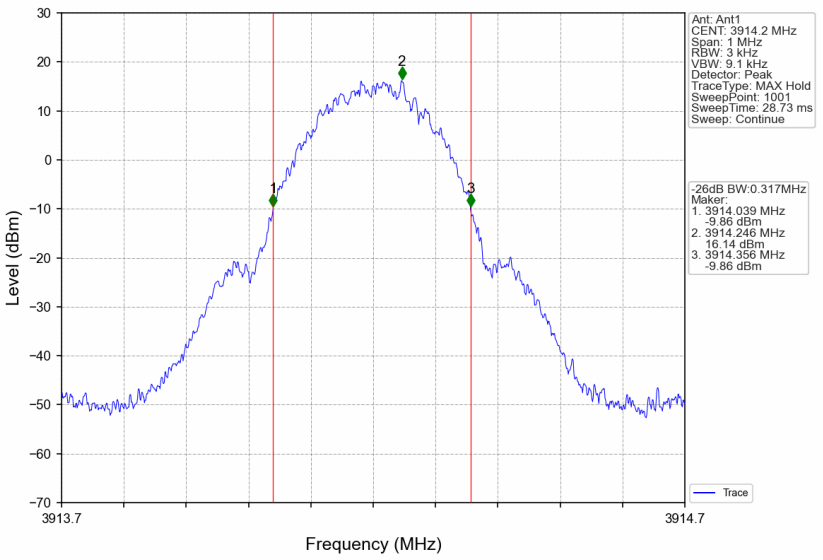

Bandn77a_3914.2MHz_GMSK_SISO_Ant1_NTNV_Output_AGC+3

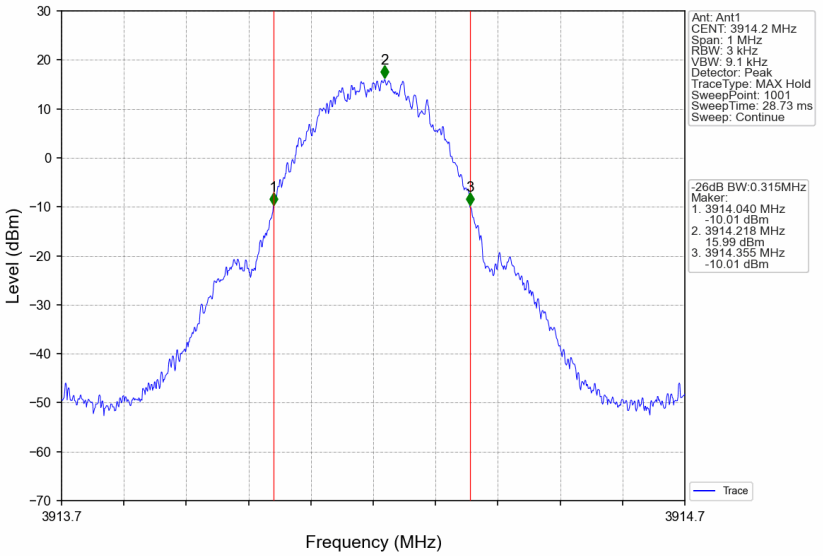

Bandn77a_3914.2MHz_GMSK_SISO_Ant1_NTNV_Input_AGC

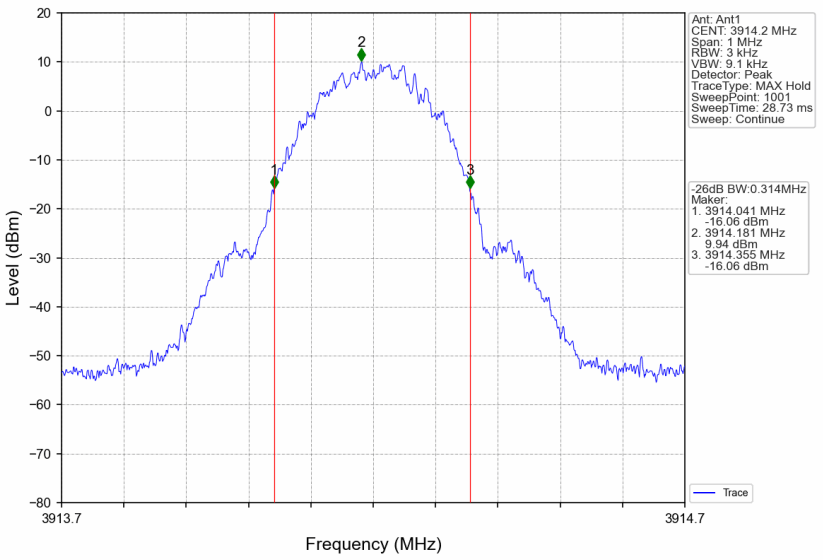

Bandn77a_3914.2MHz_GMSK_SISO_Ant1_NTNV_Input_AGC+3

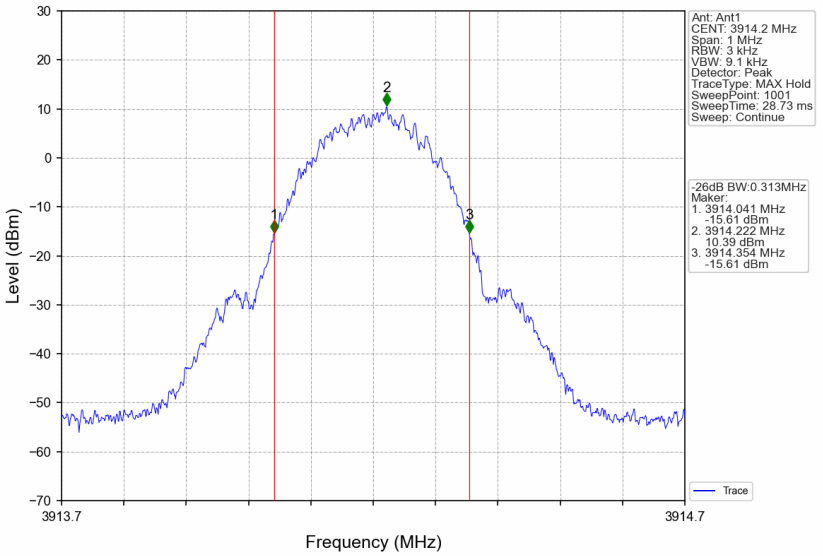

For 100MHz BW

Bandn77a_3914.2MHz_AWGN_SISO_Ant1_NTNV_Output_AGC

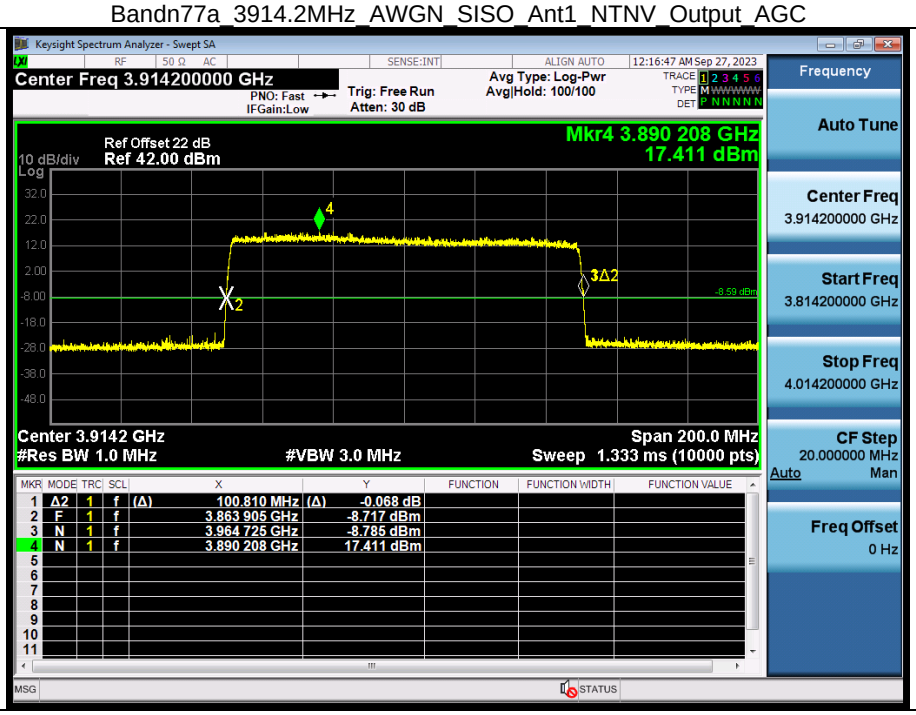

Bandn77a_3914.2MHz_AWGN_SISO_Ant1_NTNV_Output_AGC+3

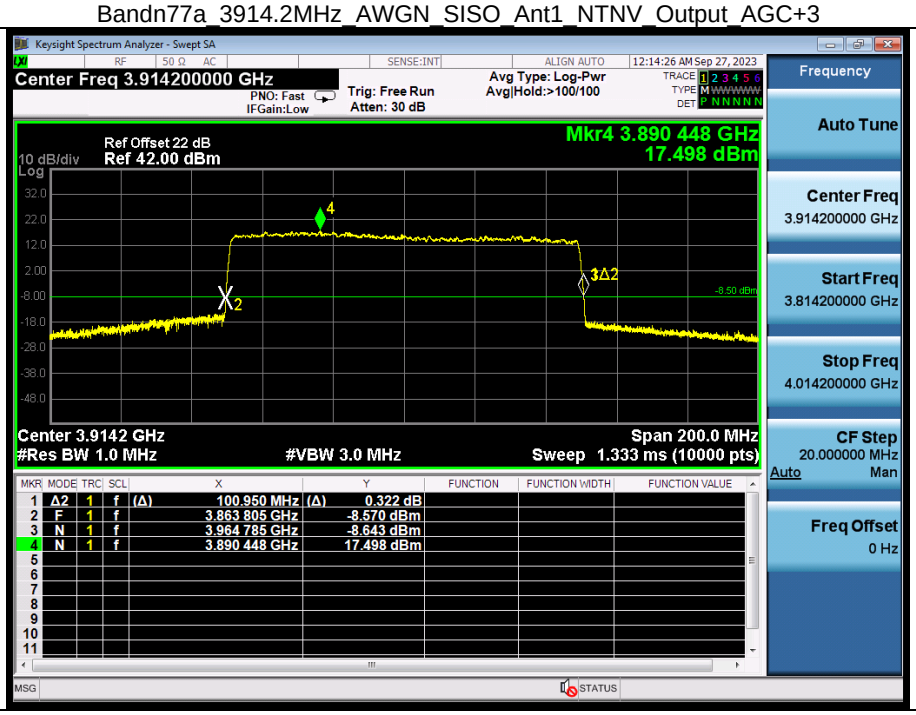

Bandn77a_3914.2MHz_AWGN_SISO_Ant1_NTNV_Input_AGC

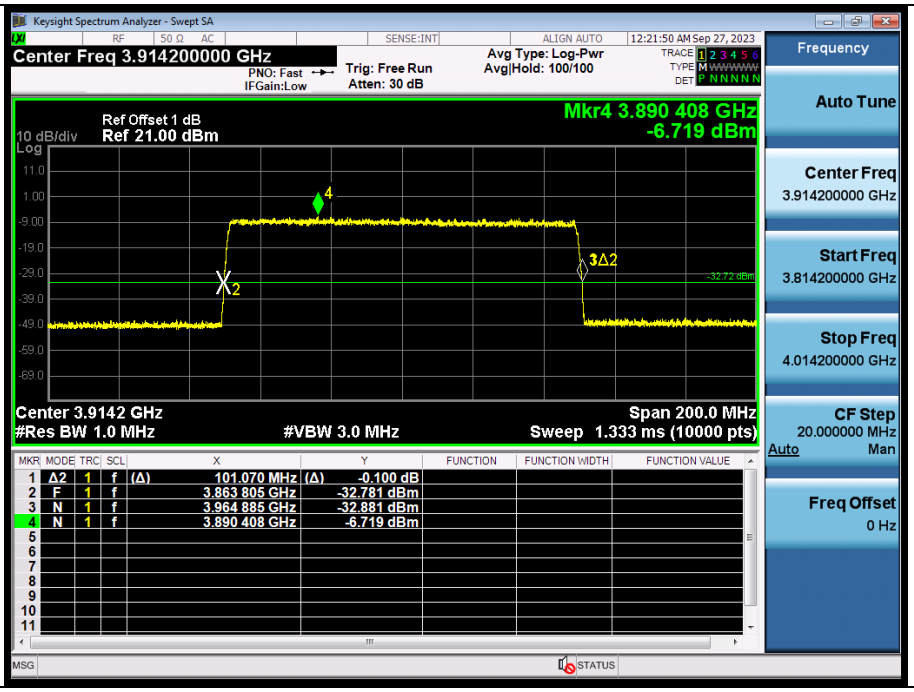

Bandn77a_3914.2MHz_AWGN_SISO_Ant1_NTNV_Input_AGC+3

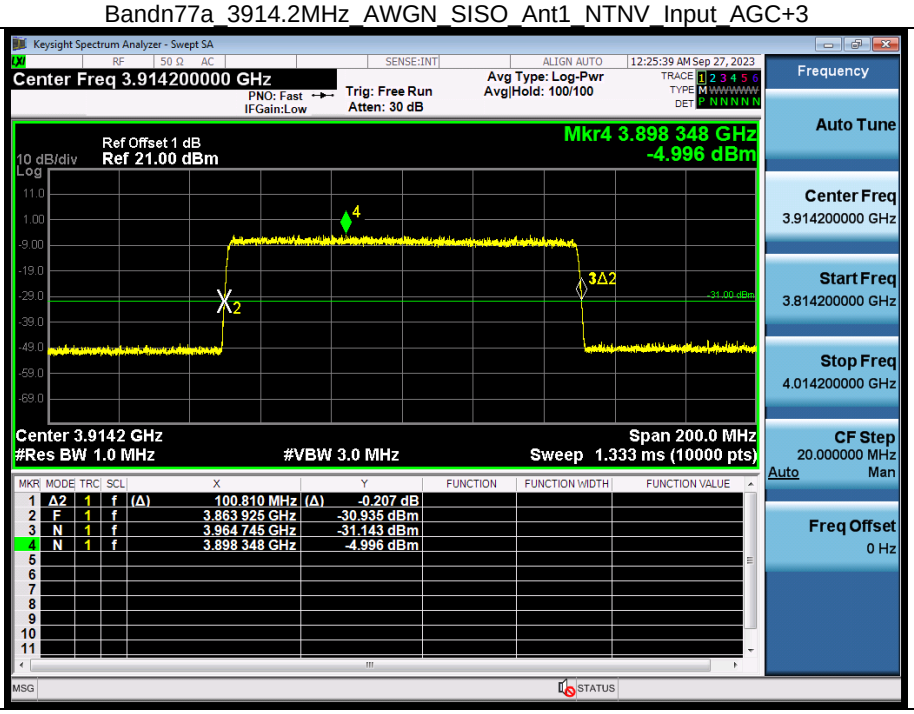

4. Input/output power and amplifier/booster gain

4.1 Bandn77a_EIRP

4.1.1 Test Result

Band: n77a / NTNV											
Signal			TX Type	ANT	Conducted Power (dBm/MHz)		EIRP (dBm/MHz)		Booster Gain (dB)	Nominal gain (dB)	Verdict
Type	Level (dBm)	Frequency (MHz)			Output	Input	Result	Limit			
AWGN	-4	3914.2	SISO	1	18.10	-10.47	20.10	<=62.15	28.57	27±2	Pass
	-1	3914.2	SISO	1	18.10	-7.42	20.10	<=62.15	/	/	Pass
GMSK	-4	3914.2	SISO	1	17.98	-10.57	19.98	<=62.15	28.55	27±2	Pass
	-1	3914.2	SISO	1	17.98	-7.47	19.98	<=62.15	/	/	Pass

3700MHz-3980MHz / NTNV							
Operation Band	Frequency (MHz)	Signal Type	Signal Level	Input Power (dBm)	Total Output Power (dBm)	EIRP (dBm)	Gain (dB)
3700MHz-3980MHz	3914.2	AWGN	Pre-AGC	-4	24.43	26.43	/
			3dB Above AGC	-1	24.47	26.47	/
	3914.2	GMSK	Pre-AGC	-4	24.49	26.49	/
			3dB Above AGC	-1	24.53	26.53	/

For 100MHz BW

Band: n77a / NTNV											
Signal			TX Type	ANT	Conducted Power (dBm/MHz)		EIRP (dBm/MHz)		Booster Gain (dB)	Nominal gain (dB)	Verdict
Type	Level (dBm)	Frequency (MHz)			Output	Input	Result	Limit			
AWGN	-4	3914.2	SISO	1	5.615	-22.548	7.615	<=62.15	28.16	27±2	Pass
	-1	3914.2	SISO	1	5.886	-19.357	7.886	<=62.15	/	/	Pass

3700MHz-3980MHz / NTNV							
Operation Band	Frequency (MHz)	Signal Type	Signal Level	Input Power (dBm)	Total Output Power (dBm)	EIRP (dBm)	Gain (dB)
3700MHz-3980MHz	3914.2	AWGN	Pre-AGC	-4	24.47	26.47	/
			3dB Above AGC	-1	24.55	26.55	/

4.1.2 Test Graph

Bandn77a_3914.2MHz_AWGN_SISO_Ant1_NTNV_AGC

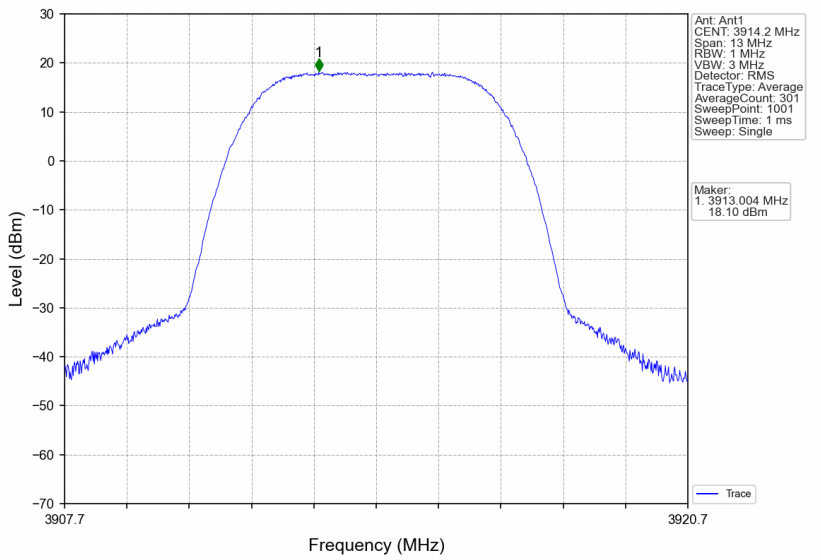

Bandn77a_3914.2MHz_AWGN_SISO_Ant1_NTNV_AGC+3

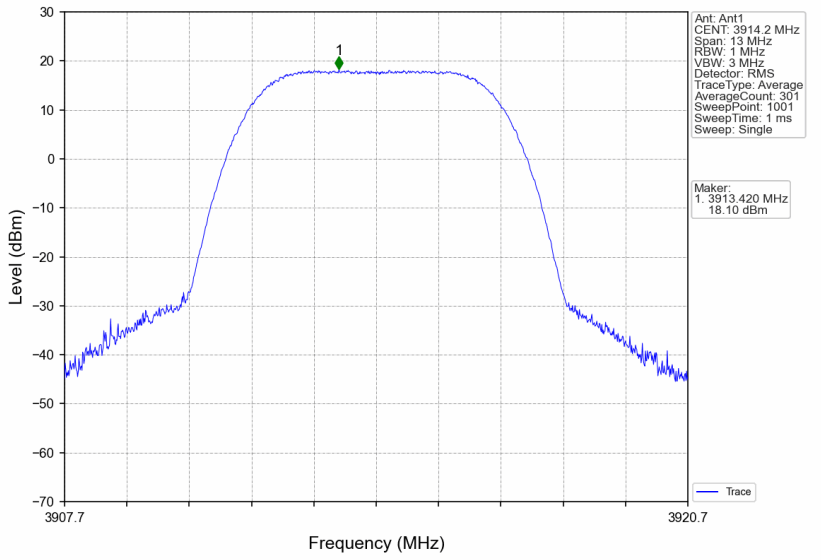

Bandn77a_3914.2MHz_GMSK_SISO_Ant1_NTNV_AGC

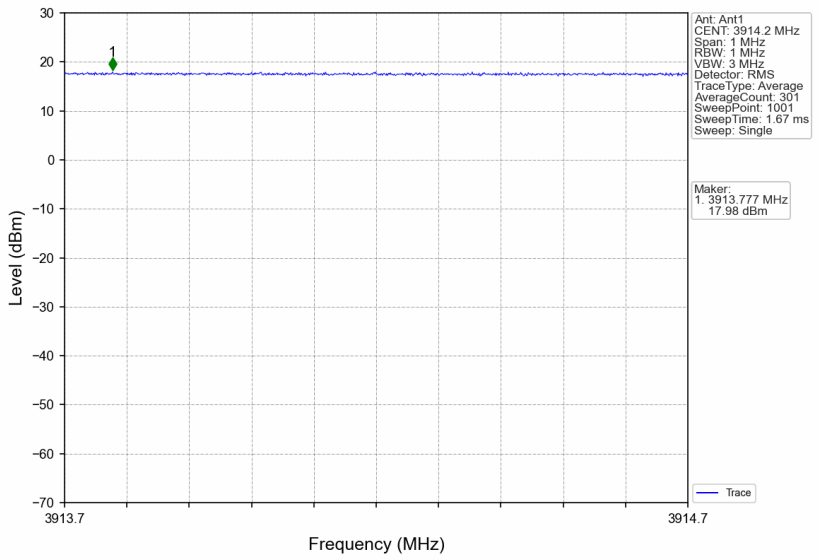

Bandn77a_3914.2MHz_GMSK_SISO_Ant1_NTNV_AGC+3

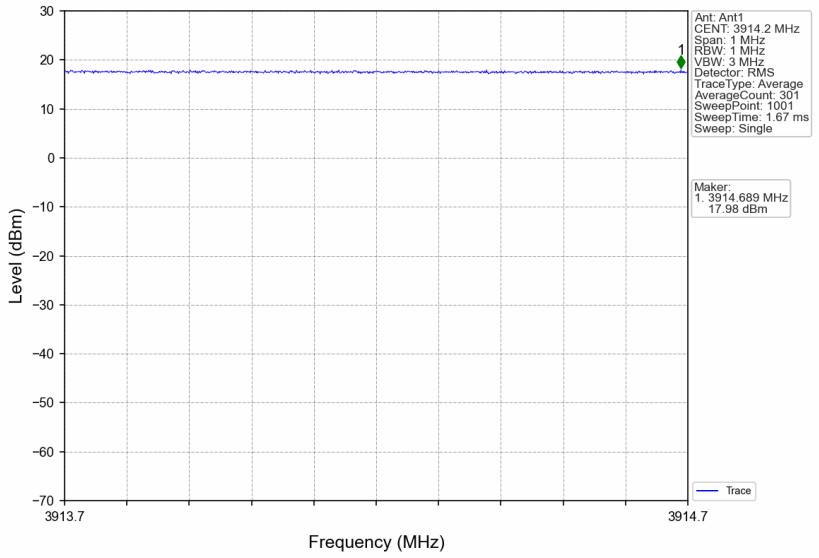

For 100MHz BW

Bandn77a_3914.2MHz_AWGN_SISO_Ant1_NTNV_AGC

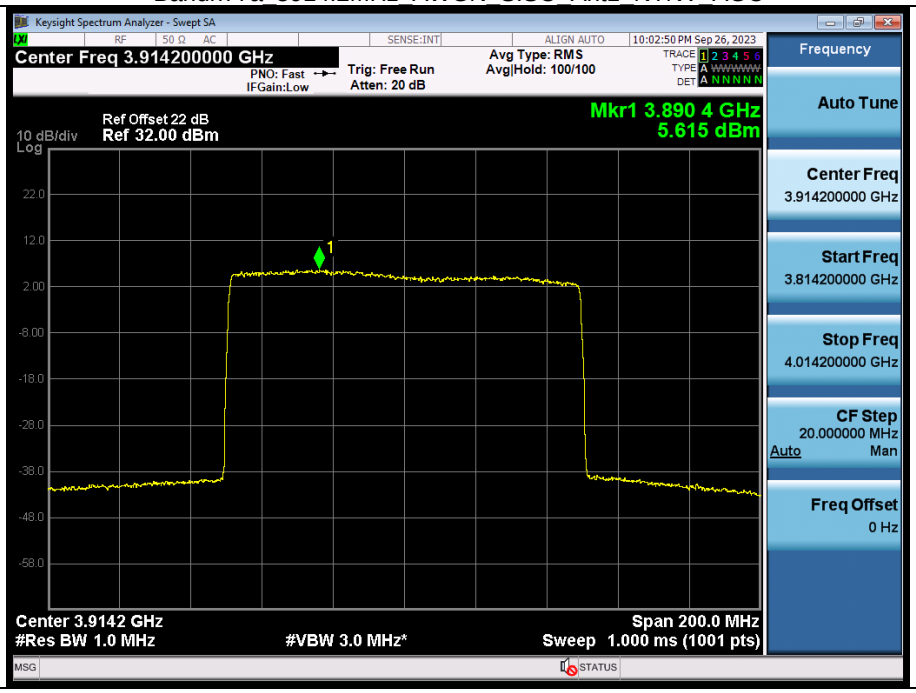

Bandn77a_3914.2MHz_AWGN_SISO_Ant1_NTNV_AGC+3

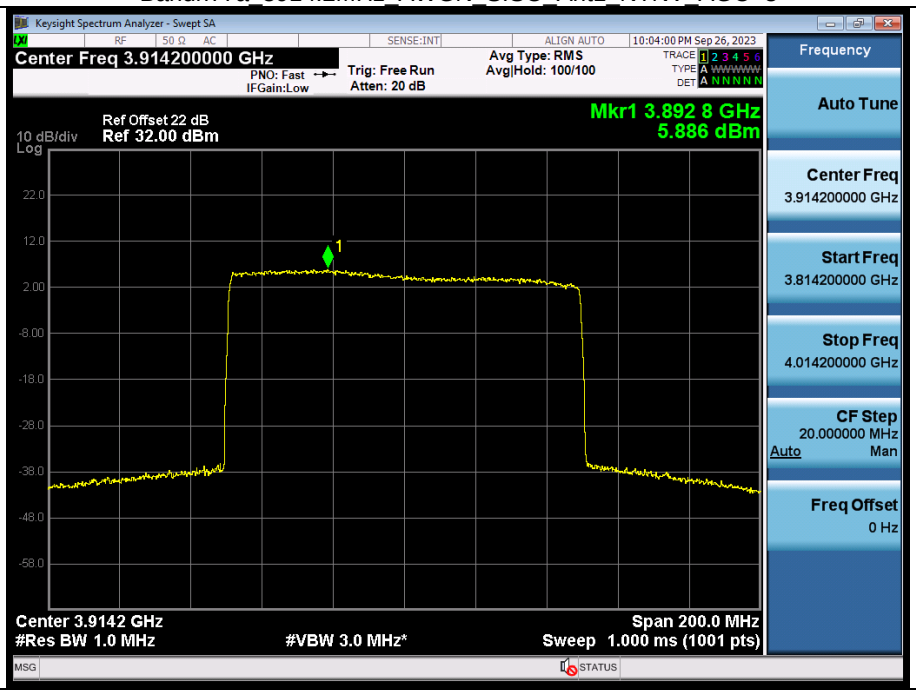

4.2 Bandn77a_PAPR

4.2.1 Test Result

Band: n77a / NTNV							
Signal			TX Type	ANT	PAPR (dB)		Verdict
Type	Level (dBm)	Frequency (MHz)			Result	Limit	
AWGN	-4	3914.2	SISO	1	8.23	<=13	Pass
	-1	3914.2	SISO	1	8.20	<=13	Pass
GMSK	-4	3914.2	SISO	1	0.29	<=13	Pass
	-1	3914.2	SISO	1	0.31	<=13	Pass

For 100MHz BW

Band: n77a / NTNV							
Signal			TX Type	ANT	PAPR (dB)		Verdict
Type	Level (dBm)	Frequency (MHz)			Result	Limit	
AWGN	-4	3914.2	SISO	1	9.43	<=13	Pass
	-1	3914.2	SISO	1	9.48	<=13	Pass

4.2.2 Test Graph

Bandn77a_3914.2MHz_AWGN_SISO_Ant1_NTNV_AGC

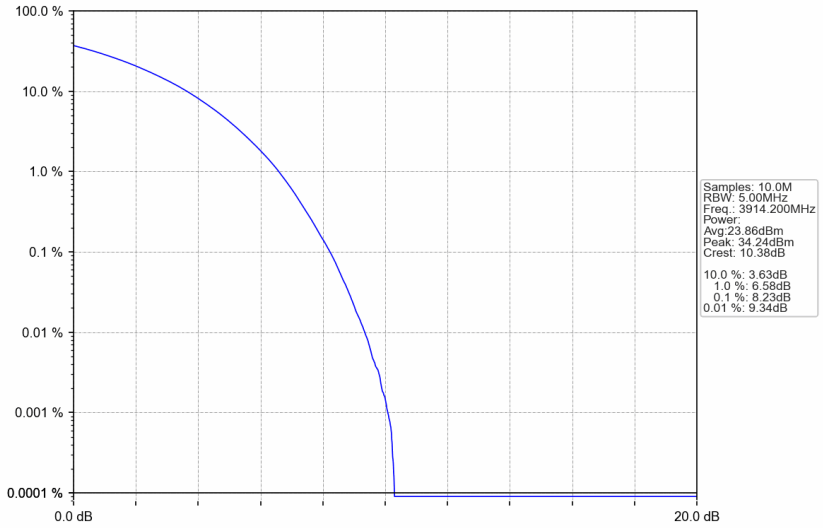

Bandn77a_3914.2MHz_AWGN_SISO_Ant1_NTNV_AGC+3

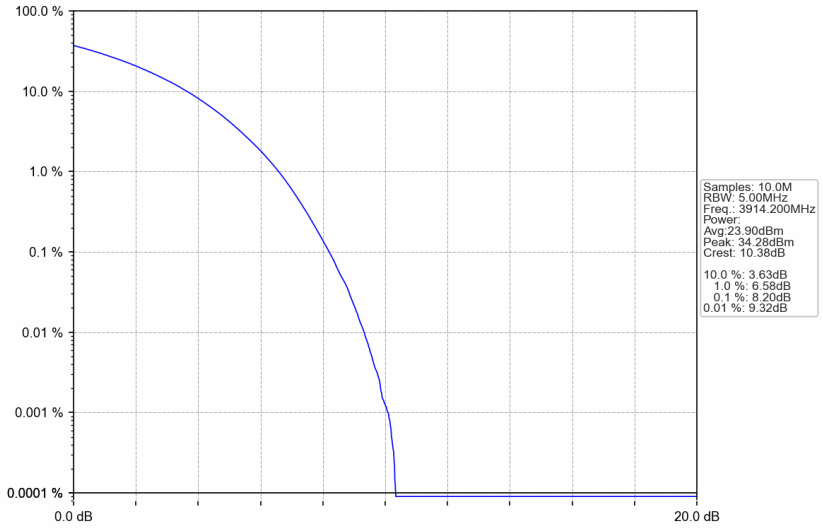

Bandn77a_3914.2MHz_GMSK_SISO_Ant1_NTNV_AGC

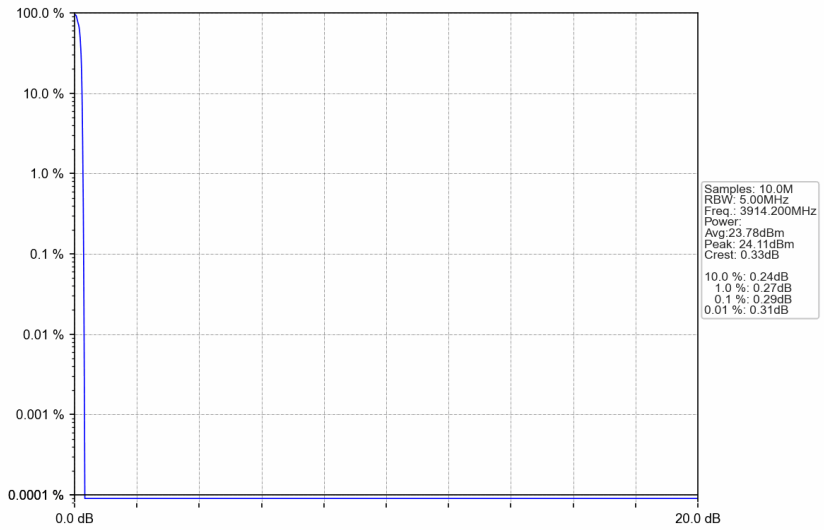

Bandn77a_3914.2MHz_GMSK_SISO_Ant1_NTNV_AGC+3

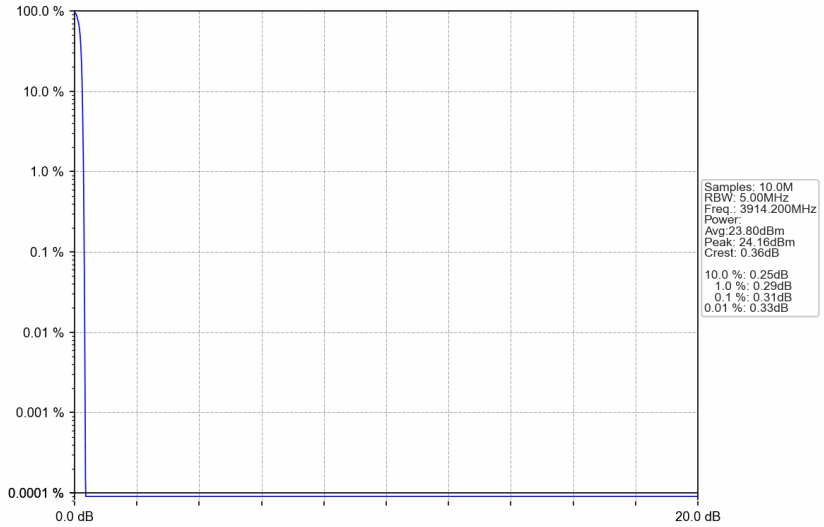

For 100MHz BW

Bandn77a_3914.2MHz_AWGN_SISO_Ant1_NTNV_AGC

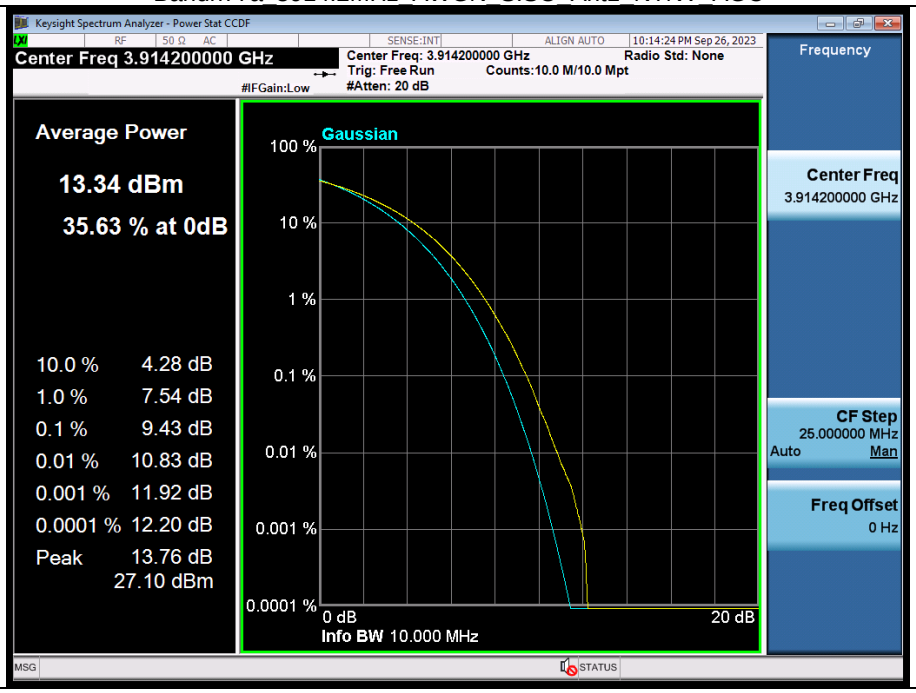

Bandn77a_3914.2MHz_AWGN_SISO_Ant1_NTNV_AGC+3

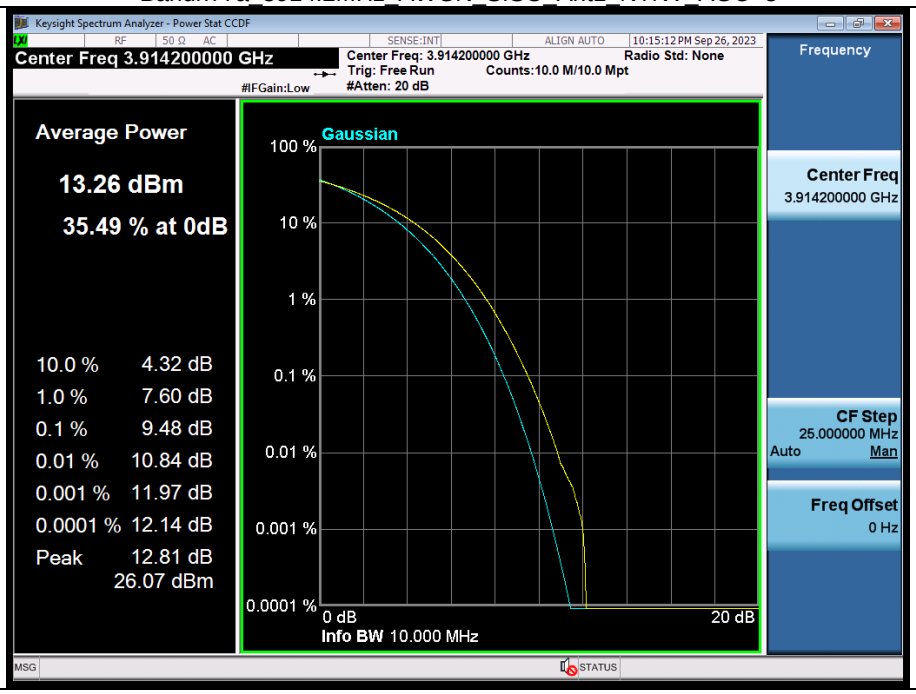

5. Out-of-band/out-of-block (including intermodulation) emissions

5.1 Bandn77a

5.1.1 Test Result

Band: n77a / NTNV									
Signal				Channel	TX Type	ANT	OOB (dBm)		Verdict
Input	Type	Level (dBm)	Frequency (MHz)				Result	Limit	
Two	AWGN	-4	3702.5	LCH	SISO	1	-50.02	Refer To Test Graph	Pass
		-1	3702.5	LCH	SISO	1	-49.67	Refer To Test Graph	Pass
One	AWGN	-4	3702.5	LCH	SISO	1	-50.47	Refer To Test Graph	Pass
		-1	3702.5	LCH	SISO	1	-48.95	Refer To Test Graph	Pass
Two	AWGN	-4	3977.5	HCH	SISO	1	-50.03	Refer To Test Graph	Pass
		-1	3977.5	HCH	SISO	1	-47.47	Refer To Test Graph	Pass
One	AWGN	-4	3977.5	HCH	SISO	1	-49.97	Refer To Test Graph	Pass
		-1	3977.5	HCH	SISO	1	-47.43	Refer To Test Graph	Pass
Two	GMSK	-4	3700.1	LCH	SISO	1	-23.72	Refer To Test Graph	Pass
		-1	3700.1	LCH	SISO	1	-23.73	Refer To Test Graph	Pass
One	GMSK	-4	3700.1	LCH	SISO	1	-23.74	Refer To Test Graph	Pass
		-1	3700.1	LCH	SISO	1	-23.41	Refer To Test Graph	Pass
Two	GMSK	-4	3979.9	HCH	SISO	1	-23.42	Refer To Test Graph	Pass
		-1	3979.9	HCH	SISO	1	-22.21	Refer To Test Graph	Pass
One	GMSK	-4	3979.9	HCH	SISO	1	-23.44	Refer To Test Graph	Pass
		-1	3979.9	HCH	SISO	1	-21.89	Refer To Test Graph	Pass

For 100MHz BW

Band: n77a / NTNV									
Signal				Channel	TX Type	ANT	OOB (dBm)		Verdict
Input	Type	Level (dBm)	Frequency (MHz)				Result	Limit	
Two	AWGN	-4	3750	MCH	SISO	1	-18.393	Refer To Test Graph	Pass
		-1	3750	MCH	SISO	1	-17.963	Refer To Test Graph	Pass
One	AWGN	-4	3750	MCH	SISO	1	-18.730	Refer To Test Graph	Pass
		-1	3750	MCH	SISO	1	-17.419	Refer To Test Graph	Pass
Two	AWGN	-4	3930	MCH	SISO	1	-18.806	Refer To Test Graph	Pass
		-1	3930	MCH	SISO	1	-18.148	Refer To Test Graph	Pass
One	AWGN	-4	3930	MCH	SISO	1	-18.260	Refer To Test Graph	Pass
		-1	3930	MCH	SISO	1	-18.037	Refer To Test Graph	Pass

5.1.2 Test Graph

Bandn77a_3702.5MHz_AWGN_SISO_Ant1_NTNV_AGC

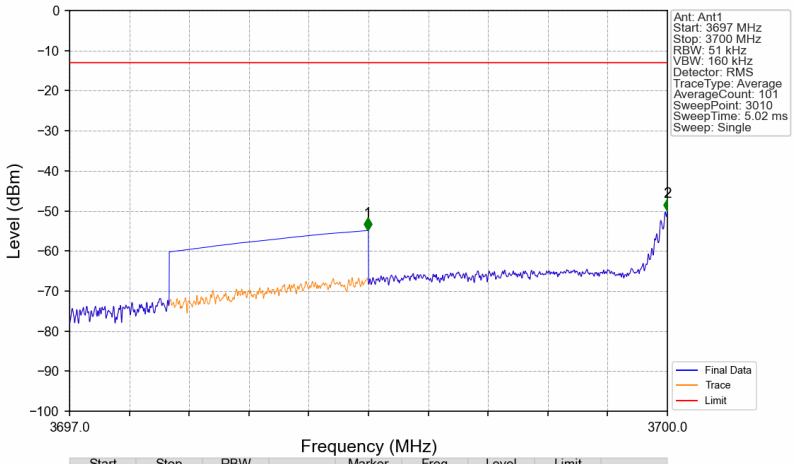

Start (MHz)	Stop (MHz)	RBW (MHz)	Method	Marker No.	Freq (MHz)	Level (dBm)	Limit (dBm)	Result
3697	3699	1	CHP	1	3698.496	-54.91	-13	Pass
3699	3700	0.051	/	2	3700.000	-50.02	-13	Pass

Bandn77a_3702.5MHz_AWGN_SISO_Ant1_NTNV_AGC+3

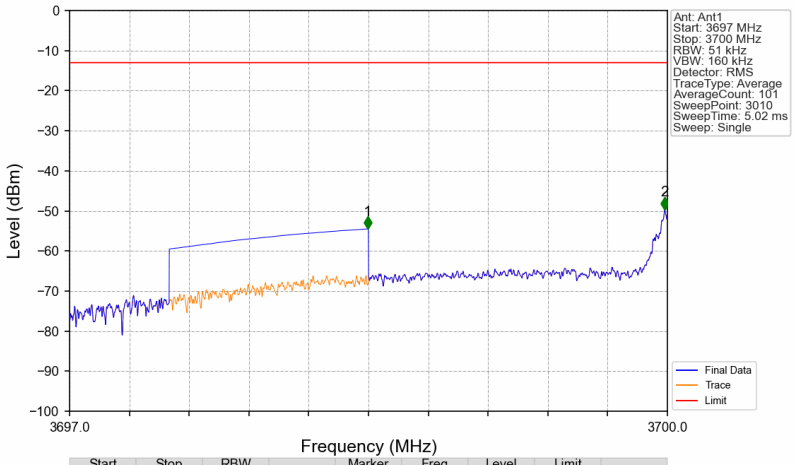

Start (MHz)	Stop (MHz)	RBW (MHz)	Method	Marker No.	Freq (MHz)	Level (dBm)	Limit (dBm)	Result
3697	3699	1	CHP	1	3698.497	-54.52	-13	Pass
3699	3700	0.051	/	2	3699.986	-49.67	-13	Pass

Bandn77a_3702.5MHz_AWGN_SISO_Ant1_NTNV_AGC

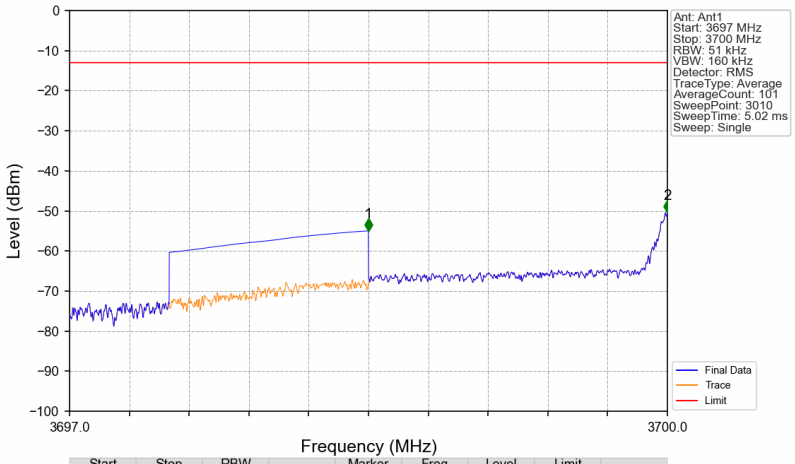

Start (MHz)	Stop (MHz)	RBW (MHz)	Method	Marker No.	Freq (MHz)	Level (dBm)	Limit (dBm)	Result
3697	3699	1	CHP	1	3698.499	-55.00	-13	Pass
3699	3700	0.051	/	2	3700.000	-50.47	-13	Pass

Bandn77a_3702.5MHz_AWGN_SISO_Ant1_NTNV_AGC+3

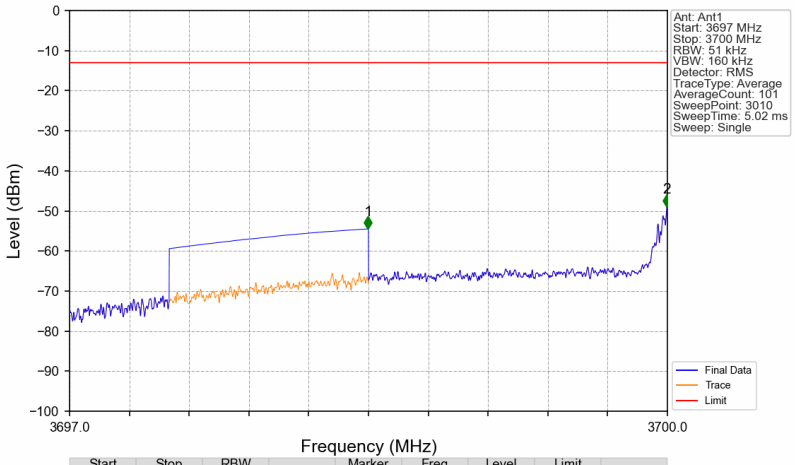

Start (MHz)	Stop (MHz)	RBW (MHz)	Method	Marker No.	Freq (MHz)	Level (dBm)	Limit (dBm)	Result
3697	3699	1	CHP	1	3698.498	-54.51	-13	Pass
3699	3700	0.051	/	2	3699.998	-48.95	-13	Pass

Bandn77a_3977.5MHz_AWGN_SISO_Ant1_NTNV_AGC

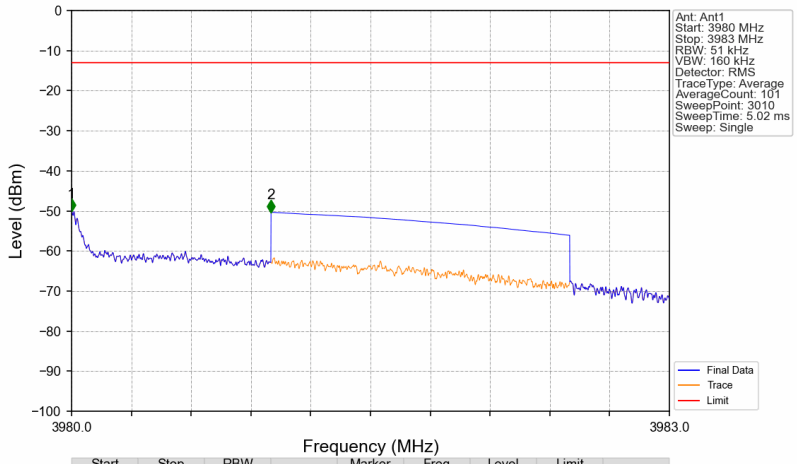

Start (MHz)	Stop (MHz)	RBW (MHz)	Method	Marker No.	Freq (MHz)	Level (dBm)	Limit (dBm)	Result
3980	3981	0.051	/	1	3980.000	-50.03	-13	Pass
3981	3983	1	CHP	2	3981.001	-50.35	-13	Pass

Bandn77a_3977.5MHz_AWGN_SISO_Ant1_NTNV_AGC+3

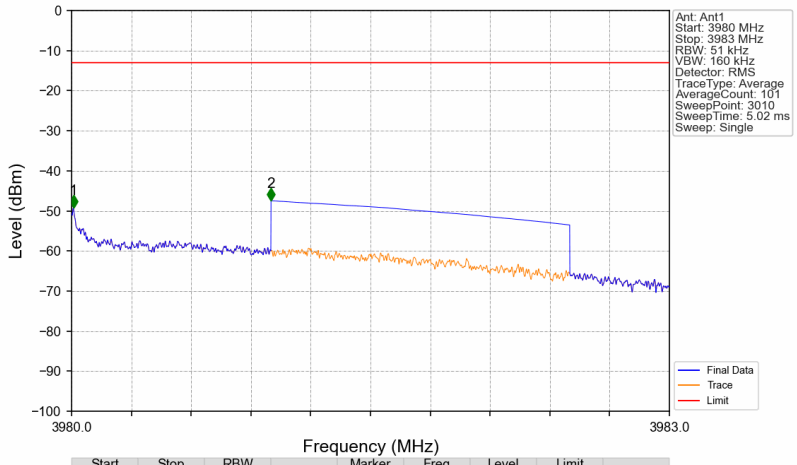

Start (MHz)	Stop (MHz)	RBW (MHz)	Method	Marker No.	Freq (MHz)	Level (dBm)	Limit (dBm)	Result
3980	3981	0.051	/	1	3980.009	-49.25	-13	Pass
3981	3983	1	CHP	2	3981.001	-47.47	-13	Pass

Bandn77a_3977.5MHz_AWGN_SISO_Ant1_NTNV_AGC

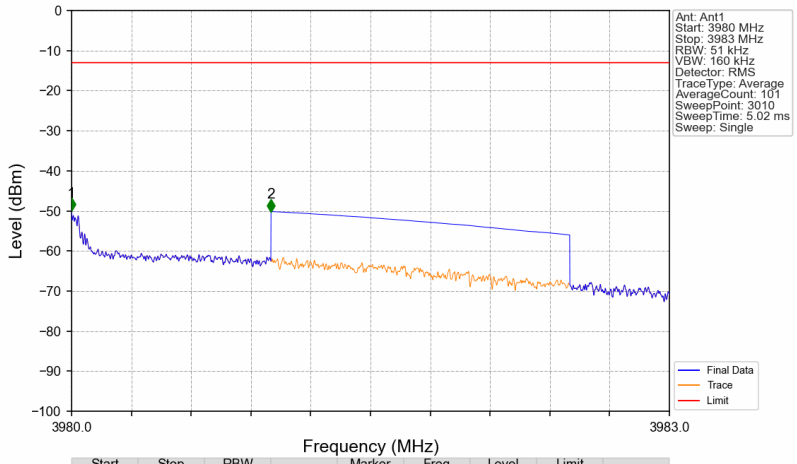

Start (MHz)	Stop (MHz)	RBW (MHz)	Method	Marker No.	Freq (MHz)	Level (dBm)	Limit (dBm)	Result
3980	3981	0.051	/	1	3980.000	-49.97	-13	Pass
3981	3983	1	CHP	2	3981.001	-50.17	-13	Pass

Bandn77a_3977.5MHz_AWGN_SISO_Ant1_NTNV_AGC+3

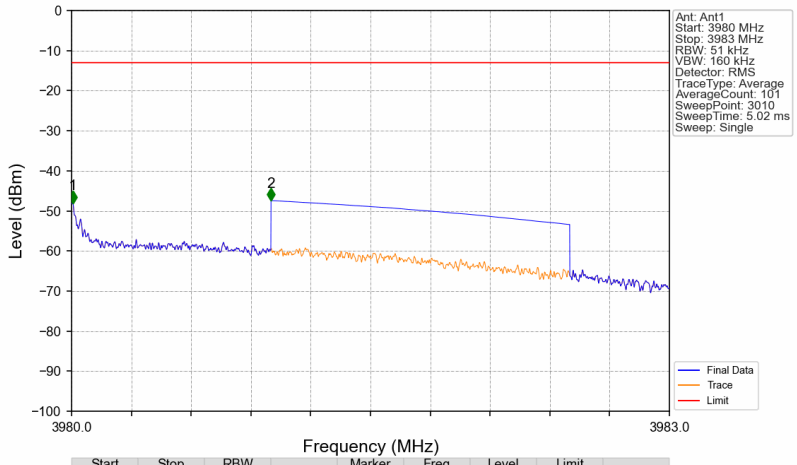

Start (MHz)	Stop (MHz)	RBW (MHz)	Method	Marker No.	Freq (MHz)	Level (dBm)	Limit (dBm)	Result
3980	3981	0.051	/	1	3980.006	-48.09	-13	Pass
3981	3983	1	CHP	2	3981.001	-47.43	-13	Pass

Bandn77a_3700.1MHz_GMSK_SISO_Ant1_NTNV_AGC

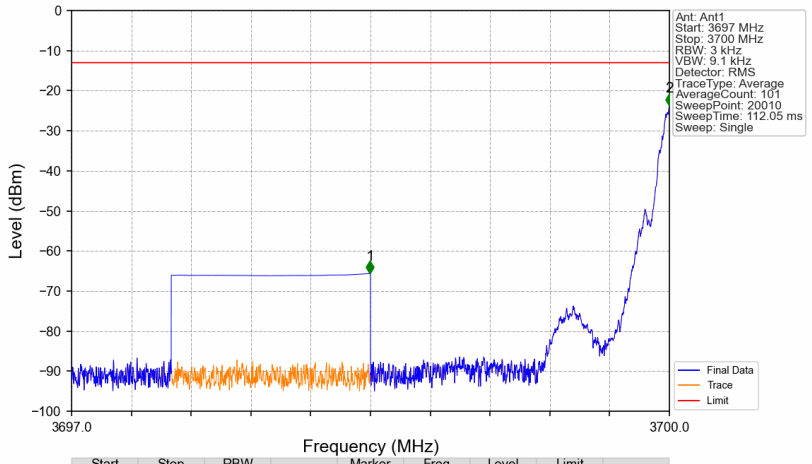

Start (MHz)	Stop (MHz)	RBW (MHz)	Method	Marker No.	Freq (MHz)	Level (dBm)	Limit (dBm)	Result
3697	3699	1	CHP	1	3698.497	-65.64	-13	Pass
3699	3700	0.003	/	2	3700.000	-23.72	-13	Pass

Bandn77a_3700.1MHz_GMSK_SISO_Ant1_NTNV_AGC+3

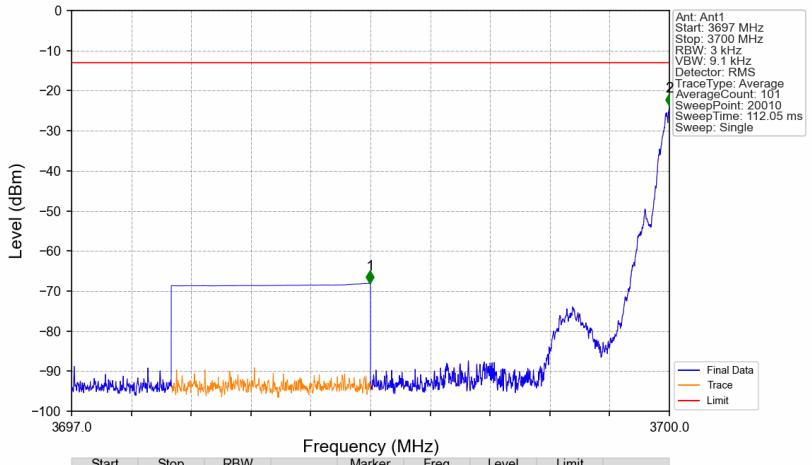

Start (MHz)	Stop (MHz)	RBW (MHz)	Method	Marker No.	Freq (MHz)	Level (dBm)	Limit (dBm)	Result
3697	3699	1	CHP	1	3698.497	-68.08	-13	Pass
3699	3700	0.003	/	2	3700.000	-23.73	-13	Pass

Bandn77a_3700.1MHz_GMSK_SISO_Ant1_NTNV_AGC

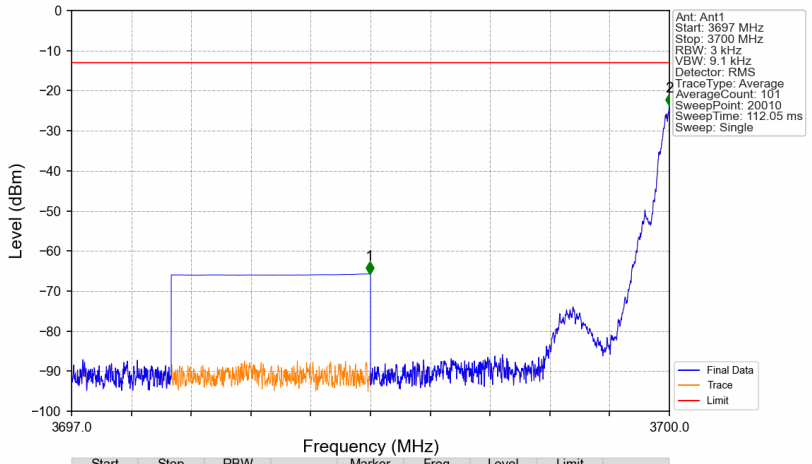

Start (MHz)	Stop (MHz)	RBW (MHz)	Method	Marker No.	Freq (MHz)	Level (dBm)	Limit (dBm)	Result
3697	3699	1	CHP	1	3698.496	-65.70	-13	Pass
3699	3700	0.003	/	2	3700.000	-23.74	-13	Pass

Bandn77a_3700.1MHz_GMSK_SISO_Ant1_NTNV_AGC+3

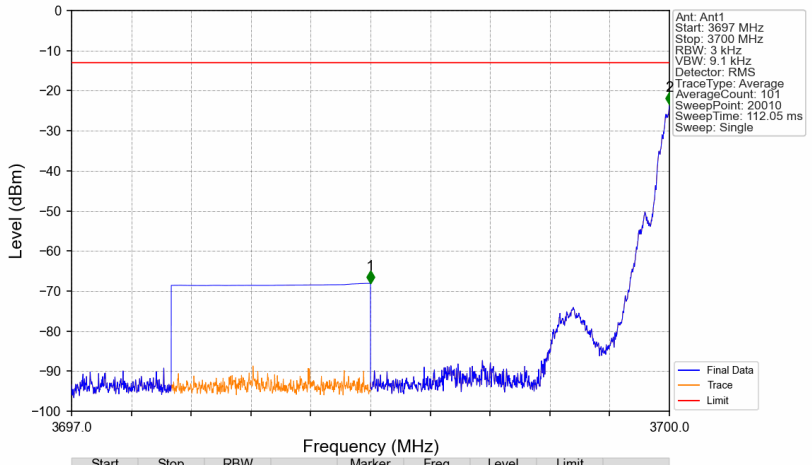

Start (MHz)	Stop (MHz)	RBW (MHz)	Method	Marker No.	Freq (MHz)	Level (dBm)	Limit (dBm)	Result
3697	3699	1	CHP	1	3698.500	-68.07	-13	Pass
3699	3700	0.003	/	2	3700.000	-23.41	-13	Pass

Bandn77a_3979.9MHz_GMSK_SISO_Ant1_NTNV_AGC

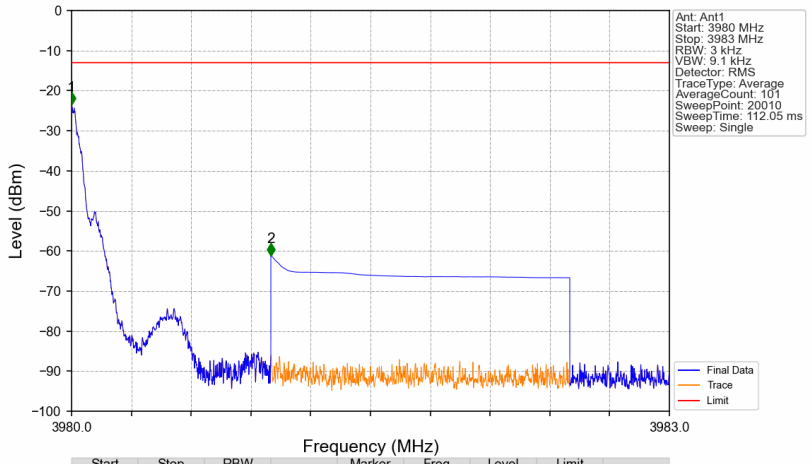

Start (MHz)	Stop (MHz)	RBW (MHz)	Method	Marker No.	Freq (MHz)	Level (dBm)	Limit (dBm)	Result
3980	3981	0.003	/	1	3980.000	-23.42	-13	Pass
3981	3983	1	CHP	2	3981.000	-61.20	-13	Pass

Bandn77a_3979.9MHz_GMSK_SISO_Ant1_NTNV_AGC+3

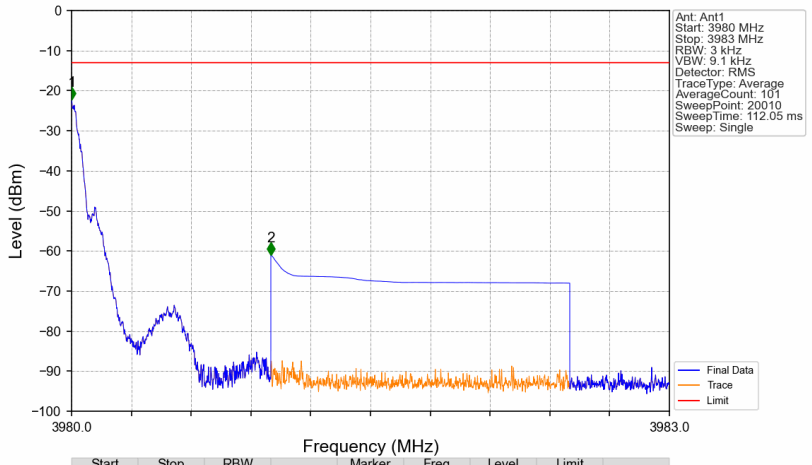

Start (MHz)	Stop (MHz)	RBW (MHz)	Method	Marker No.	Freq (MHz)	Level (dBm)	Limit (dBm)	Result
3980	3981	0.003	/	1	3980.000	-22.22	-13	Pass
3981	3983	1	CHP	2	3981.000	-61.01	-13	Pass

Bandn77a_3979.9MHz_GMSK_SISO_Ant1_NTNV_AGC

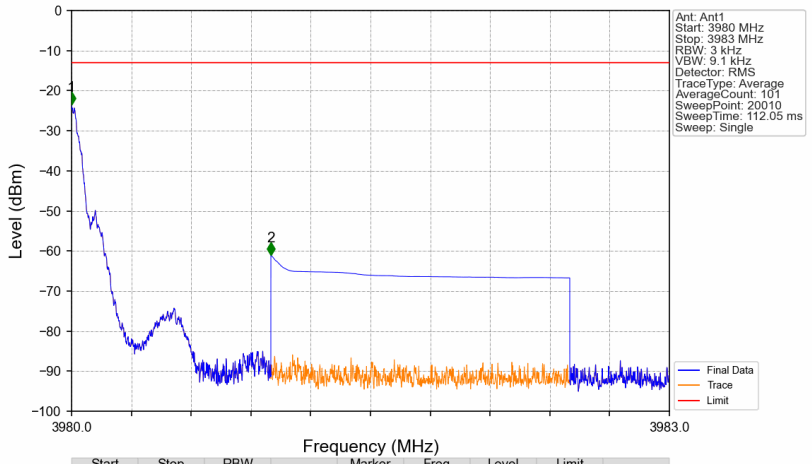

Start (MHz)	Stop (MHz)	RBW (MHz)	Method	Marker No.	Freq (MHz)	Level (dBm)	Limit (dBm)	Result
3980	3981	0.003	/	1	3980.000	-23.44	-13	Pass
3981	3983	1	CHP	2	3981.000	-61.09	-13	Pass

Bandn77a_3979.9MHz_GMSK_SISO_Ant1_NTNV_AGC+3

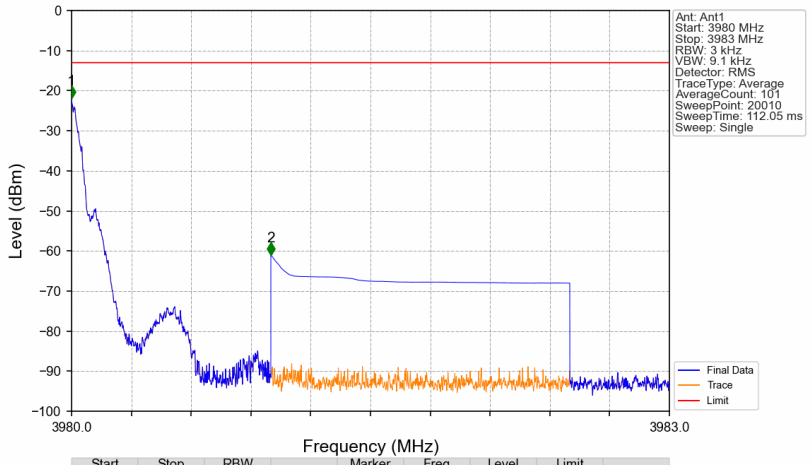

Start (MHz)	Stop (MHz)	RBW (MHz)	Method	Marker No.	Freq (MHz)	Level (dBm)	Limit (dBm)	Result
3980	3981	0.003	/	1	3980.000	-21.89	-13	Pass
3981	3983	1	CHP	2	3981.000	-61.08	-13	Pass

For 100MHz BW

Bandn77a_3750MHz_AWGN_SISO_Ant1_NTNV_AGC

Bandn77a_3750MHz_AWGN_SISO_Ant1_NTNV_AGC+3

Bandn77a_3750MHz_AWGN_SISO_Ant1_NTNV_AGC

Bandn77a_3750MHz_AWGN_SISO_Ant1_NTNV_AGC+3

Bandn77a_3930MHz_AWGN_SISO_Ant1_NTNV_AGC

Bandn77a_3930MHz_AWGN_SISO_Ant1_NTNV_AGC+3

Bandn77a_3930MHz_AWGN_SISO_Ant1_NTNV_AGC

Bandn77a_3930MHz_AWGN_SISO_Ant1_NTNV_AGC+3

6. Spurious emissions

6.1 Bandn77a

6.1.1 Test Result

For FCC

Band: n77a / NTNV								
Signal			Channel	TX Type	ANT	SE (dBm)		Verdict
Type	Level (dBm)	Frequency (MHz)				Result	Limit	
AWGN	-4	3702.5	LCH	SISO	1	Refer To Test Graph		Pass
		3840	MCH	SISO	1	Refer To Test Graph		Pass
		3977.5	HCH	SISO	1	Refer To Test Graph		Pass
GMSK	-4	3700.1	LCH	SISO	1	Refer To Test Graph		Pass
		3840	MCH	SISO	1	Refer To Test Graph		Pass
		3979.9	HCH	SISO	1	Refer To Test Graph		Pass

For 100MHz BW

Band: n77a / NTNV								
Signal			Channel	TX Type	ANT	SE (dBm)		Verdict
Type	Level (dBm)	Frequency (MHz)				Result	Limit	
AWGN	-4	3750	LCH	SISO	1	Refer To Test Graph		Pass
		3840	MCH	SISO	1	Refer To Test Graph		Pass
		3930	HCH	SISO	1	Refer To Test Graph		Pass

For IC

Band: n77a / NTNV								
Signal			Channel	TX Type	ANT	SE (dBm)		Verdict
Type	Level (dBm)	Frequency (MHz)				Result	Limit	
AWGN	-4	3702.5	LCH	SISO	1	Refer To Test Graph		Pass
		3840	MCH	SISO	1	Refer To Test Graph		Pass
		3977.5	HCH	SISO	1	Refer To Test Graph		Pass
GMSK	-4	3700.1	LCH	SISO	1	Refer To Test Graph		Pass
		3840	MCH	SISO	1	Refer To Test Graph		Pass
		3979.9	HCH	SISO	1	Refer To Test Graph		Pass

For 100MHz BW

Band: n77a / NTNV								
Signal			Channel	TX Type	ANT	SE (dBm)		Verdict
Type	Level (dBm)	Frequency (MHz)				Result	Limit	
AWGN	-4	3750	LCH	SISO	1	Refer To Test Graph		Pass
		3840	MCH	SISO	1	Refer To Test Graph		Pass
		3930	HCH	SISO	1	Refer To Test Graph		Pass

6.1.2 Test Graph

For FCC

Bandn77a_3702.5MHz_AWGN_SISO_Ant1_NTNV

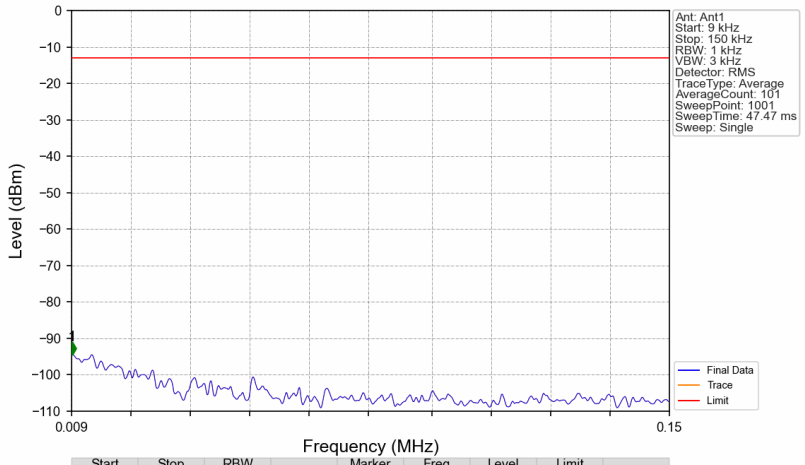

Start (MHz)	Stop (MHz)	RBW (MHz)	Method	Marker No.	Freq (MHz)	Level (dBm)	Limit (dBm)	Result
0.009	0.15	1	/	1	0.009	-94.41	-13	Pass

Bandn77a_3702.5MHz_AWGN_SISO_Ant1_NTNV

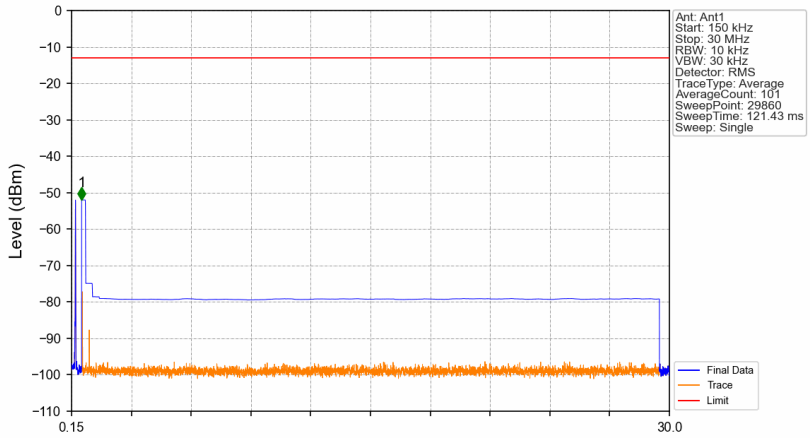

Start (MHz)	Stop (MHz)	RBW (MHz)	Method	Marker No.	Freq (MHz)	Level (dBm)	Limit (dBm)	Result
0.15	30	1	CHP	1	0.651	-52.00	-13	Pass

Bandn77a_3702.5MHz_AWGN_SISO_Ant1_NTNV

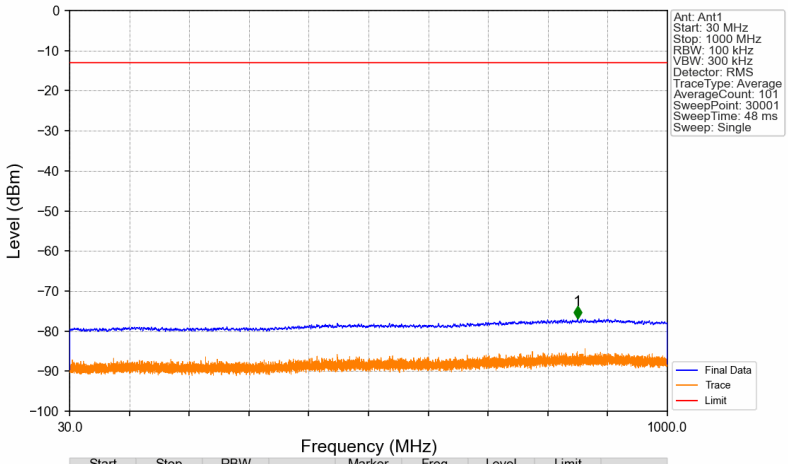

Start (MHz)	Stop (MHz)	RBW (MHz)	Method	Marker No.	Freq (MHz)	Level (dBm)	Limit (dBm)	Result
30	1000	1	CHP	1	853.983	-76.90	-13	Pass

Bandn77a_3702.5MHz_AWGN_SISO_Ant1_NTNV

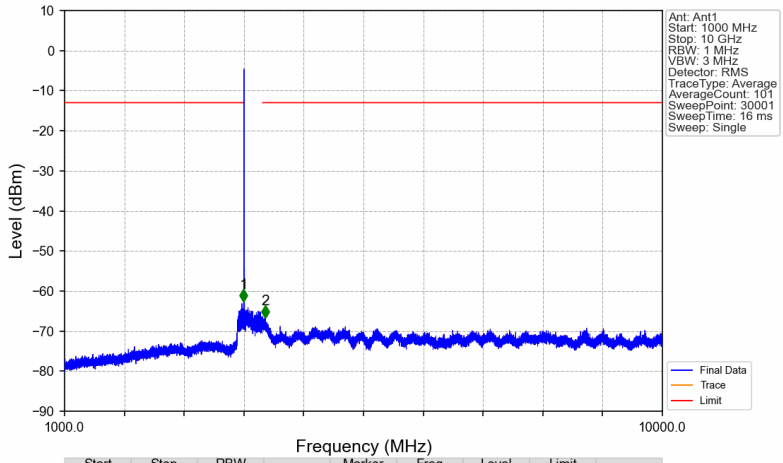

Start (MHz)	Stop (MHz)	RBW (MHz)	Method	Marker No.	Freq (MHz)	Level (dBm)	Limit (dBm)	Result
1000	3986	1	/	1	3696.700	-62.74	-13	Pass
3986	3986	1	/	/	/	/	/	/
3986	10000	1	/	2	4025.200	-66.74	-13	Pass

Bandn77a_3702.5MHz_AWGN_SISO_Ant1_NTNV

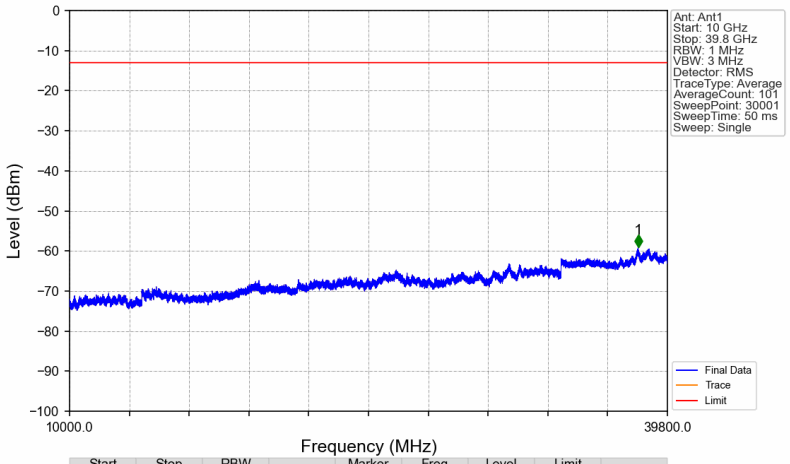

Start (MHz)	Stop (MHz)	RBW (MHz)	Method	Marker No.	Freq (MHz)	Level (dBm)	Limit (dBm)	Result
10000	39800	1	/	1	38341.787	-59.12	-13	Pass

Bandn77a_3840MHz_AWGN_SISO_Ant1_NTNV

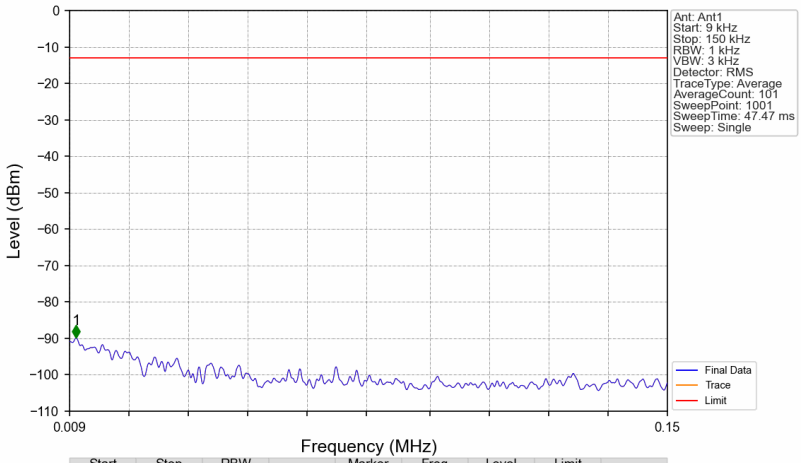

Start (MHz)	Stop (MHz)	RBW (MHz)	Method	Marker No.	Freq (MHz)	Level (dBm)	Limit (dBm)	Result
0.009	0.15	1	/	1	0.011	-89.83	-13	Pass

Bandn77a_3840MHz_AWGN_SISO_Ant1_NTNV

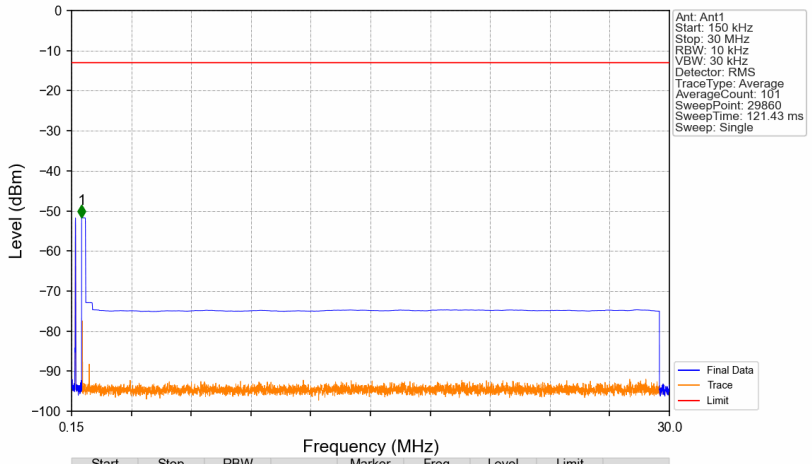

Start (MHz)	Stop (MHz)	RBW (MHz)	Method	Marker No.	Freq (MHz)	Level (dBm)	Limit (dBm)	Result
0.15	30	1	CHP	1	0.651	-51.75	-13	Pass

Bandn77a_3840MHz_AWGN_SISO_Ant1_NTNV

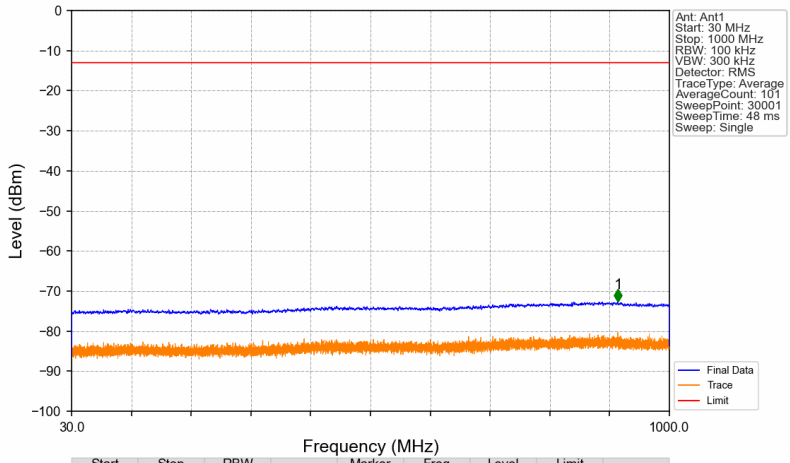

Start (MHz)	Stop (MHz)	RBW (MHz)	Method	Marker No.	Freq (MHz)	Level (dBm)	Limit (dBm)	Result
30	1000	1	CHP	1	916.418	-72.69	-13	Pass

Bandn77a_3840MHz_AWGN_SISO_Ant1_NTNV

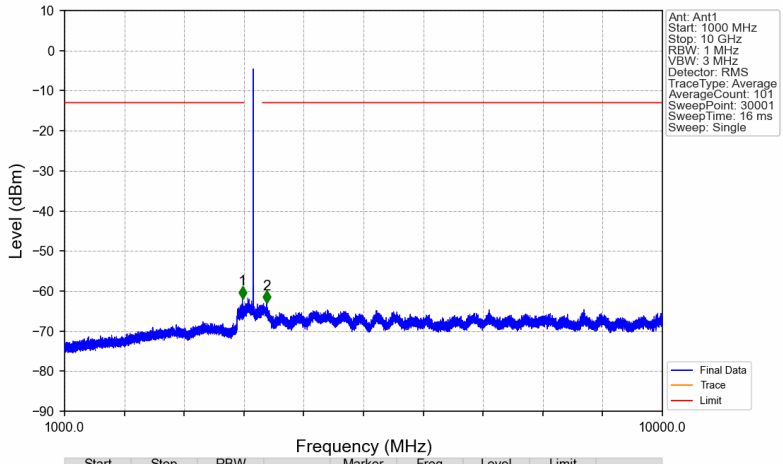

Start (MHz)	Stop (MHz)	RBW (MHz)	Method	Marker No.	Freq (MHz)	Level (dBm)	Limit (dBm)	Result
1000	3986	1	/	1	3677.500	-61.87	-13	Pass
3986	3986	1	/	/	/	/	/	/
3986	10000	1	/	2	4042.300	-63.05	-13	Pass

Bandn77a_3840MHz_AWGN_SISO_Ant1_NTNV

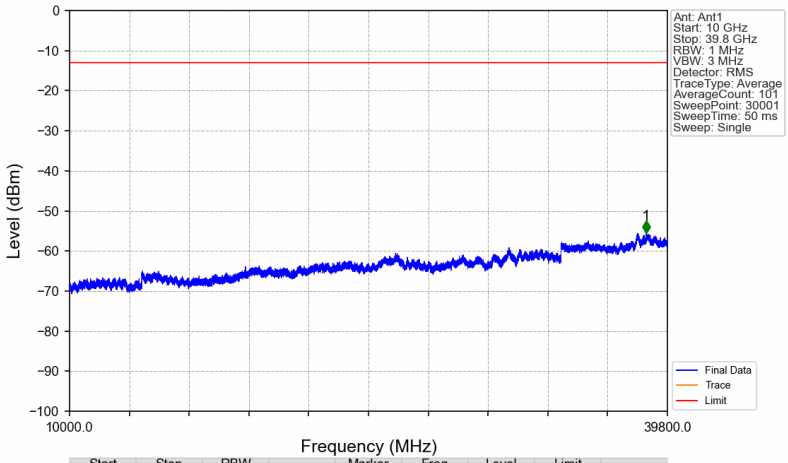

Start (MHz)	Stop (MHz)	RBW (MHz)	Method	Marker No.	Freq (MHz)	Level (dBm)	Limit (dBm)	Result
10000	39800	1	/	1	38743.093	-55.54	-13	Pass

Bandn77a_3977.5MHz_AWGN_SISO_Ant1_NTNV

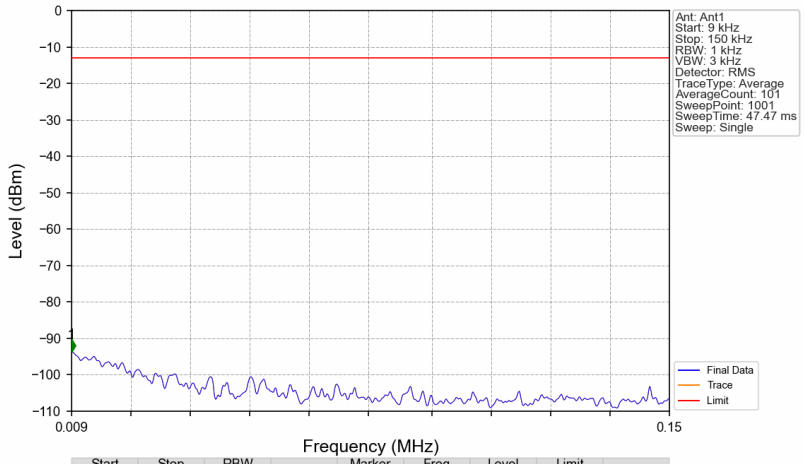

Start (MHz)	Stop (MHz)	RBW (MHz)	Method	Marker No.	Freq (MHz)	Level (dBm)	Limit (dBm)	Result
0.009	0.15	1	/	1	0.009	-93.75	-13	Pass

Bandn77a_3977.5MHz_AWGN_SISO_Ant1_NTNV

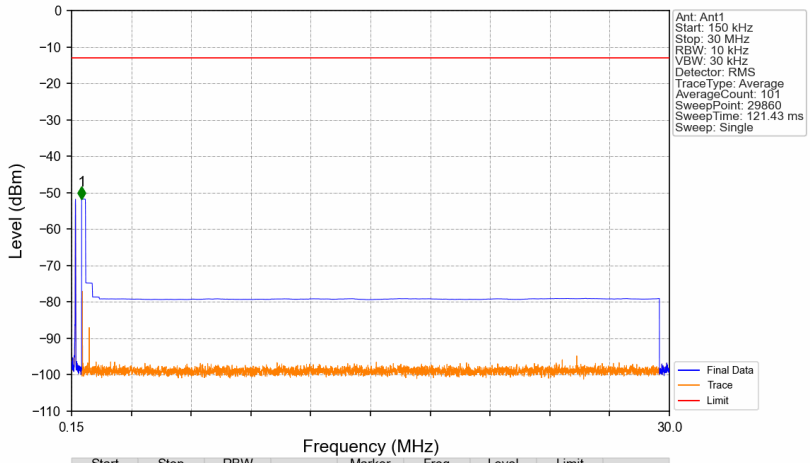

Start (MHz)	Stop (MHz)	RBW (MHz)	Method	Marker No.	Freq (MHz)	Level (dBm)	Limit (dBm)	Result
0.15	30	1	CHP	1	0.651	-51.77	-13	Pass

Bandn77a_3977.5MHz_AWGN_SISO_Ant1_NTNV

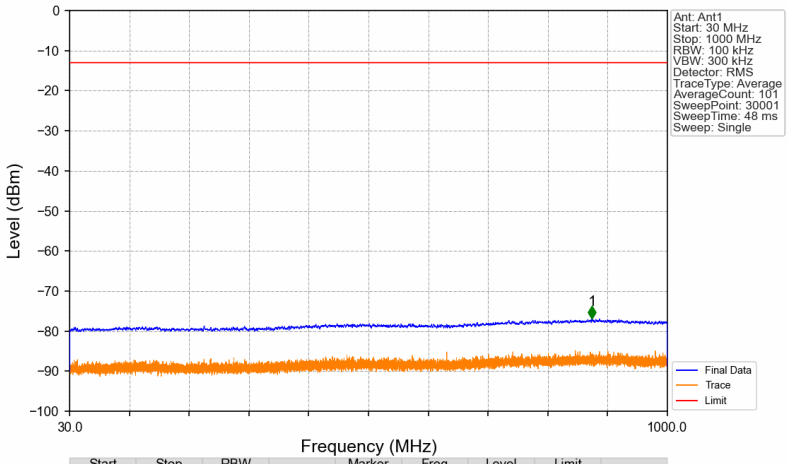

Start (MHz)	Stop (MHz)	RBW (MHz)	Method	Marker No.	Freq (MHz)	Level (dBm)	Limit (dBm)	Result
30	1000	1	CHP	1	877.424	-76.96	-13	Pass

Bandn77a_3977.5MHz_AWGN_SISO_Ant1_NTNV

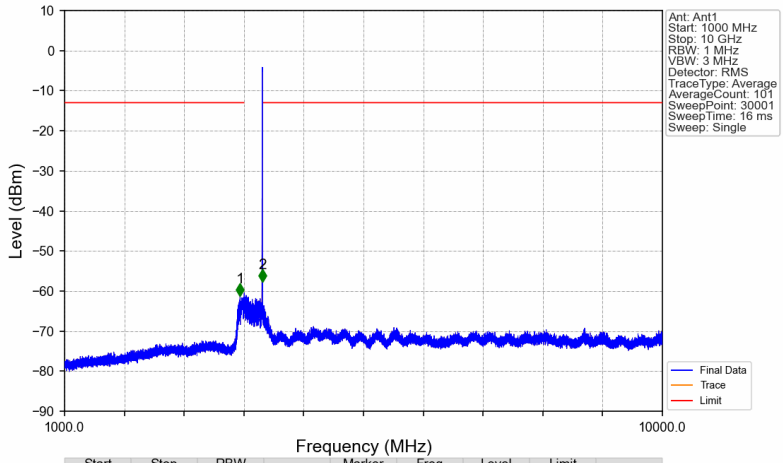

Start (MHz)	Stop (MHz)	RBW (MHz)	Method	Marker No.	Freq (MHz)	Level (dBm)	Limit (dBm)	Result
1000	3986	1	/	1	3642.400	-61.24	-13	Pass
3986	3986	1	/	/	/	/	/	/
3986	10000	1	/	2	3983.200	-57.71	-13	Pass

Bandn77a_3977.5MHz_AWGN_SISO_Ant1_NTNV

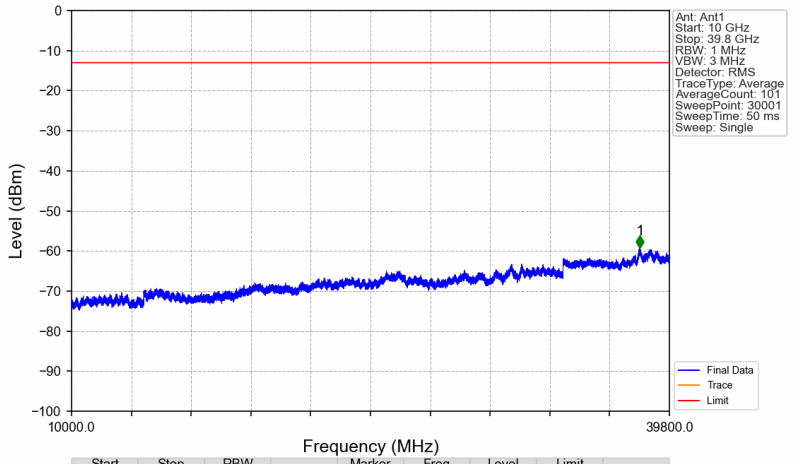

Start (MHz)	Stop (MHz)	RBW (MHz)	Method	Marker No.	Freq (MHz)	Level (dBm)	Limit (dBm)	Result
10000	39800	1	/	1	38326.887	-59.23	-13	Pass

Bandn77a_3700.1MHz_GMSK_SISO_Ant1_NTNV

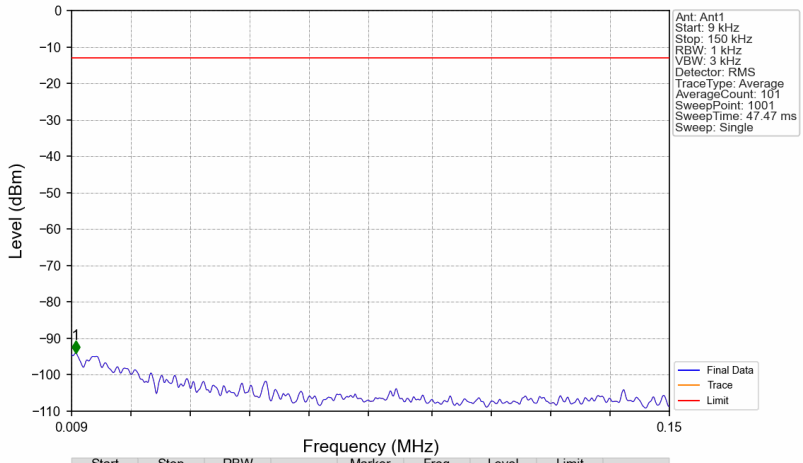

Start (MHz)	Stop (MHz)	RBW (MHz)	Method	Marker No.	Freq (MHz)	Level (dBm)	Limit (dBm)	Result
0.009	0.15	1	/	1	0.010	-94.02	-13	Pass

Bandn77a_3700.1MHz_GMSK_SISO_Ant1_NTNV

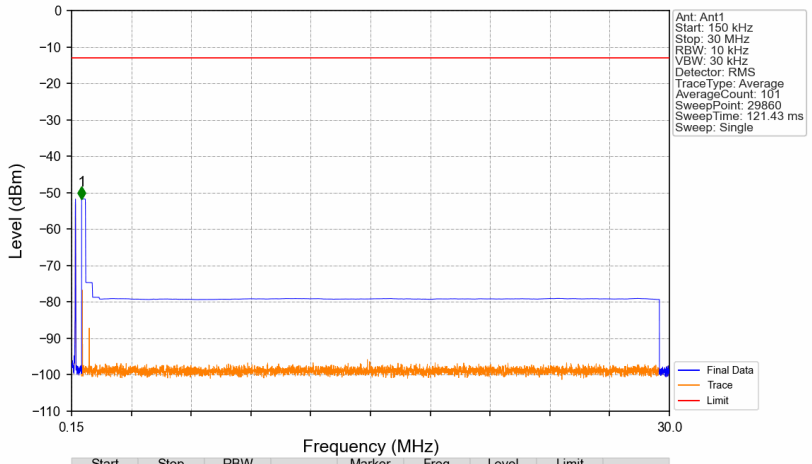

Start (MHz)	Stop (MHz)	RBW (MHz)	Method	Marker No.	Freq (MHz)	Level (dBm)	Limit (dBm)	Result
0.15	30	1	CHP	1	0.651	-51.75	-13	Pass

Bandn77a_3700.1MHz_GMSK_SISO_Ant1_NTNV

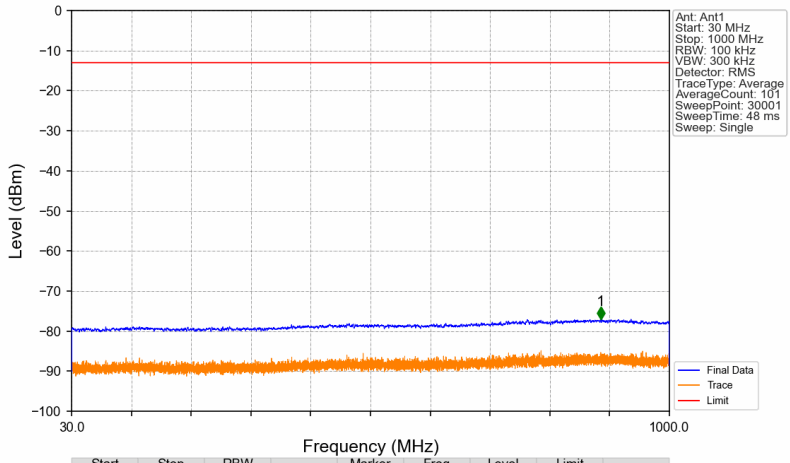

Start (MHz)	Stop (MHz)	RBW (MHz)	Method	Marker No.	Freq (MHz)	Level (dBm)	Limit (dBm)	Result
30	1000	1	CHP	1	888.256	-77.01	-13	Pass

Bandn77a_3700.1MHz_GMSK_SISO_Ant1_NTNV

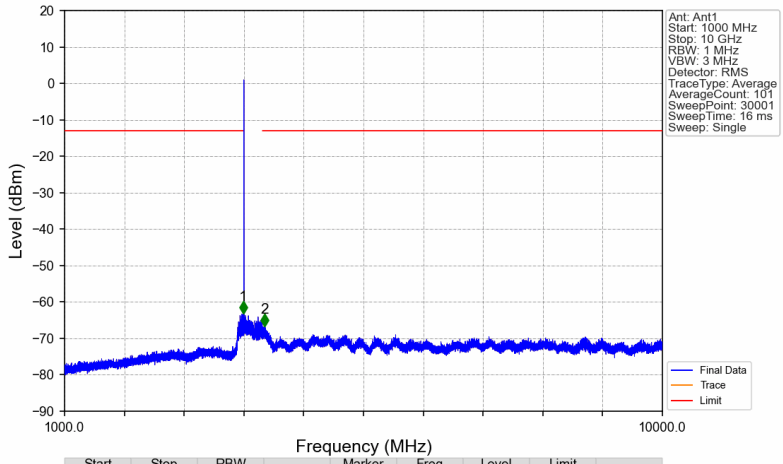

Start (MHz)	Stop (MHz)	RBW (MHz)	Method	Marker No.	Freq (MHz)	Level (dBm)	Limit (dBm)	Result
1000	3986	1	/	1	3687.400	-63.30	-13	Pass
3986	3986	1	/	/	/	/	/	/
3986	10000	1	/	2	4015.600	-66.77	-13	Pass

Bandn77a_3700.1MHz_GMSK_SISO_Ant1_NTNV

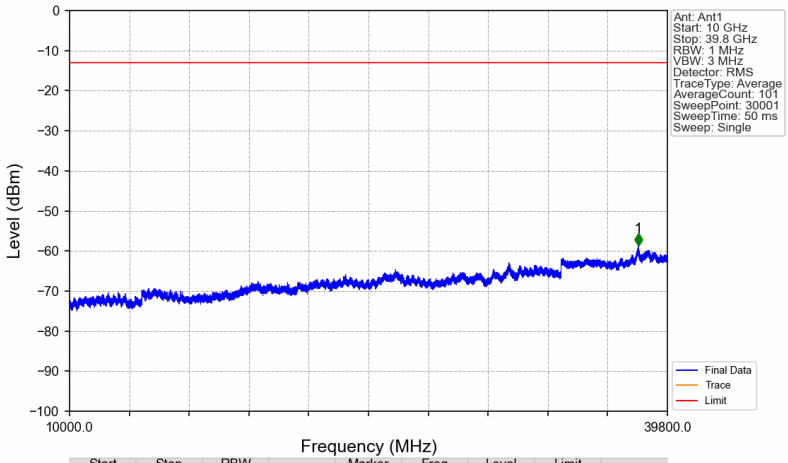

Start (MHz)	Stop (MHz)	RBW (MHz)	Method	Marker No.	Freq (MHz)	Level (dBm)	Limit (dBm)	Result
10000	39800	1	/	1	38352.713	-58.81	-13	Pass

Bandn77a_3840MHz_GMSK_SISO_Ant1_NTNV

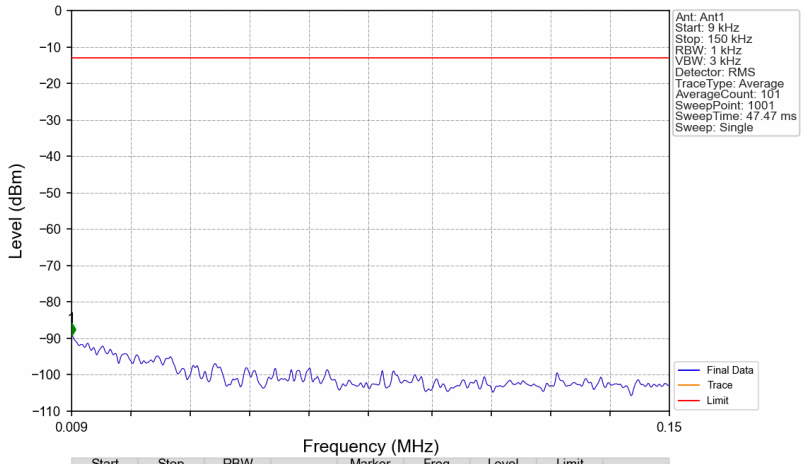

Start (MHz)	Stop (MHz)	RBW (MHz)	Method	Marker No.	Freq (MHz)	Level (dBm)	Limit (dBm)	Result
0.009	0.15	1	/	1	0.009	-89.24	-13	Pass

Bandn77a_3840MHz_GMSK_SISO_Ant1_NTNV

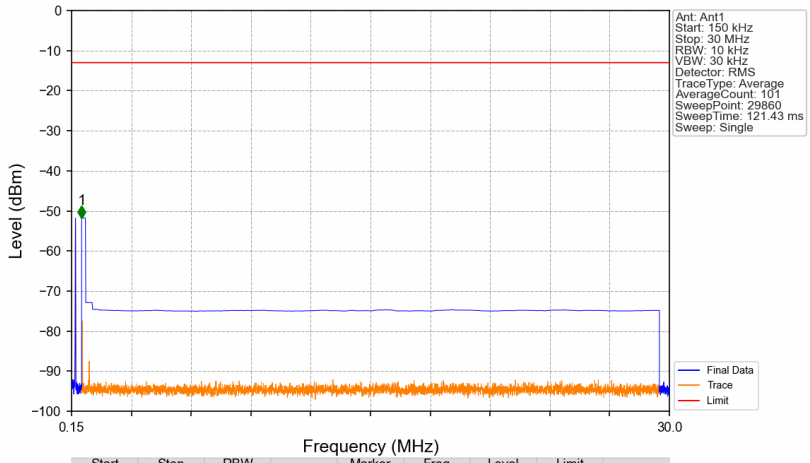

Start (MHz)	Stop (MHz)	RBW (MHz)	Method	Marker No.	Freq (MHz)	Level (dBm)	Limit (dBm)	Result
0.15	30	1	CHP	1	0.651	-51.77	-13	Pass

Bandn77a_3840MHz_GMSK_SISO_Ant1_NTNV

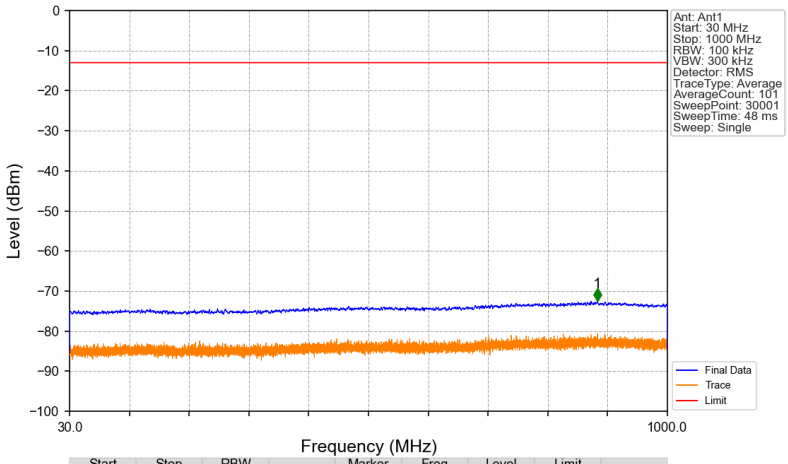

Start (MHz)	Stop (MHz)	RBW (MHz)	Method	Marker No.	Freq (MHz)	Level (dBm)	Limit (dBm)	Result
30	1000	1	CHP	1	886.510	-72.52	-13	Pass

Bandn77a_3840MHz_GMSK_SISO_Ant1_NTNV

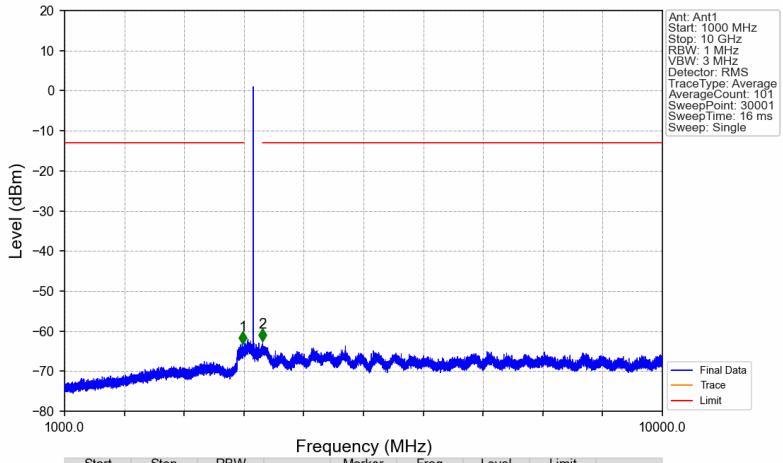

Start (MHz)	Stop (MHz)	RBW (MHz)	Method	Marker No.	Freq (MHz)	Level (dBm)	Limit (dBm)	Result
1000	3986	1	/	1	3683.500	-63.19	-13	Pass
3986	3986	1	/	/	/	/	/	/
3986	10000	1	/	2	3983.800	-62.56	-13	Pass

Bandn77a_3840MHz_GMSK_SISO_Ant1_NTNV

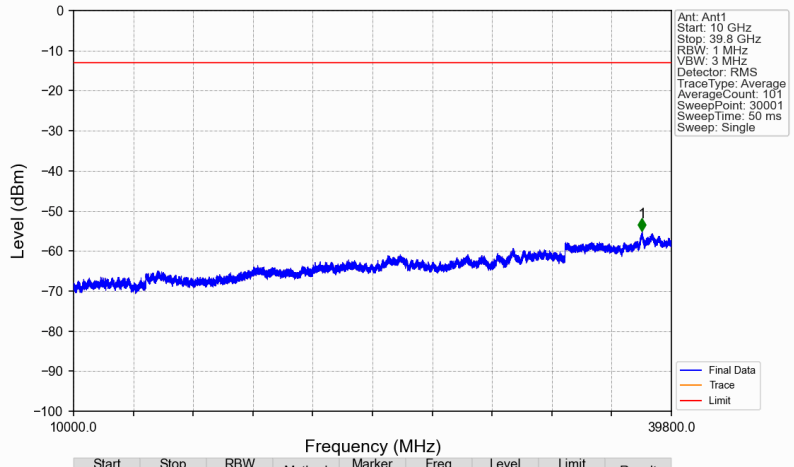

Start (MHz)	Stop (MHz)	RBW (MHz)	Method	Marker No.	Freq (MHz)	Level (dBm)	Limit (dBm)	Result
10000	39800	1	/	1	38337.813	-55.06	-13	Pass

Bandn77a_3979.9MHz_GMSK_SISO_Ant1_NTNV

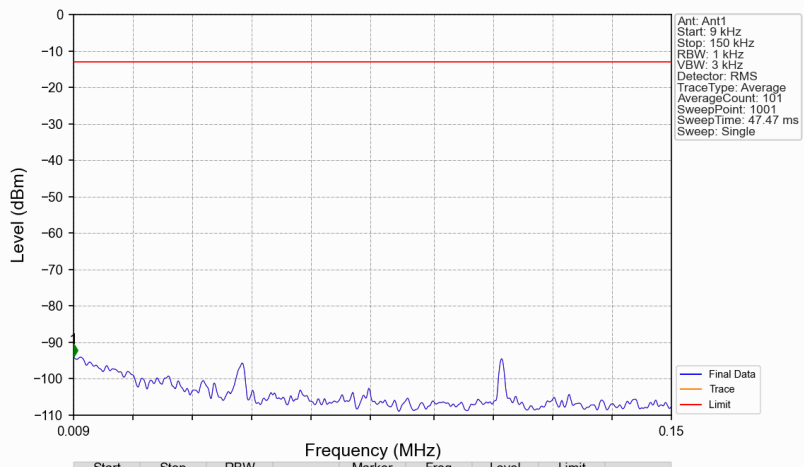

Start (MHz)	Stop (MHz)	RBW (MHz)	Method	Marker No.	Freq (MHz)	Level (dBm)	Limit (dBm)	Result
0.009	0.15	1	/	1	0.009	-93.92	-13	Pass

Bandn77a_3979.9MHz_GMSK_SISO_Ant1_NTNV

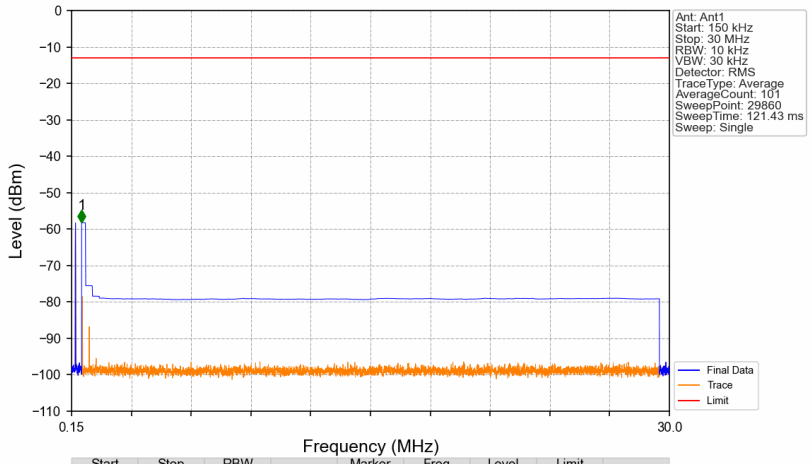

Start (MHz)	Stop (MHz)	RBW (MHz)	Method	Marker No.	Freq (MHz)	Level (dBm)	Limit (dBm)	Result
0.15	30	1	CHP	1	0.651	-58.23	-13	Pass

Bandn77a_3979.9MHz_GMSK_SISO_Ant1_NTNV

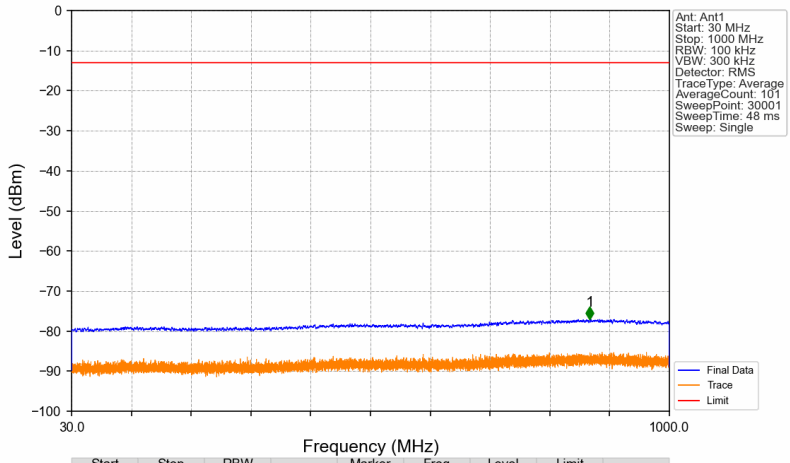

Start (MHz)	Stop (MHz)	RBW (MHz)	Method	Marker No.	Freq (MHz)	Level (dBm)	Limit (dBm)	Result
30	1000	1	CHP	1	870.958	-77.05	-13	Pass

Bandn77a_3979.9MHz_GMSK_SISO_Ant1_NTNV

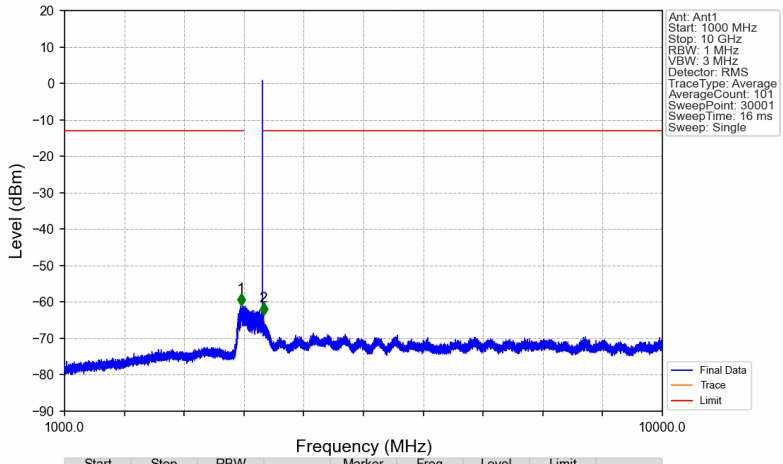

Start (MHz)	Stop (MHz)	RBW (MHz)	Method	Marker No.	Freq (MHz)	Level (dBm)	Limit (dBm)	Result
1000	3986	1	/	1	3654.400	-61.12	-13	Pass
3986	3986	1	/	/	/	/	/	/
3986	10000	1	/	2	3996.400	-63.59	-13	Pass

Bandn77a_3979.9MHz_GMSK_SISO_Ant1_NTNV

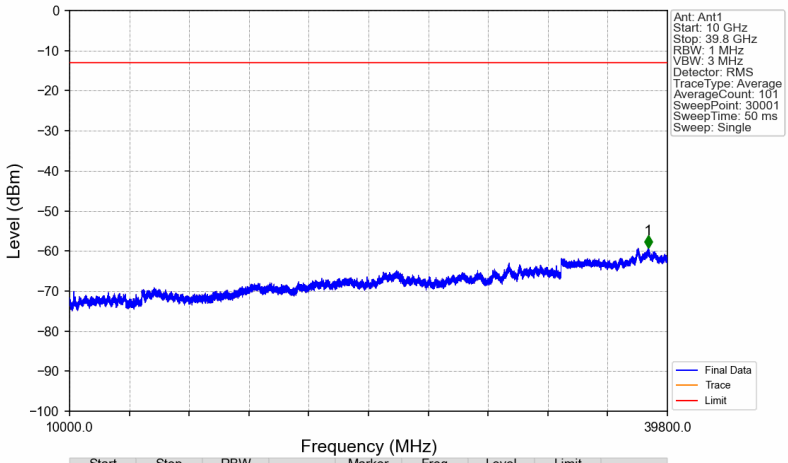

Start (MHz)	Stop (MHz)	RBW (MHz)	Method	Marker No.	Freq (MHz)	Level (dBm)	Limit (dBm)	Result
10000	39800	1	/	1	38848.387	-59.21	-13	Pass

For 100MHz BW

Bandn77a_3730MHz_AWGN_SISO_Ant1_NTNV

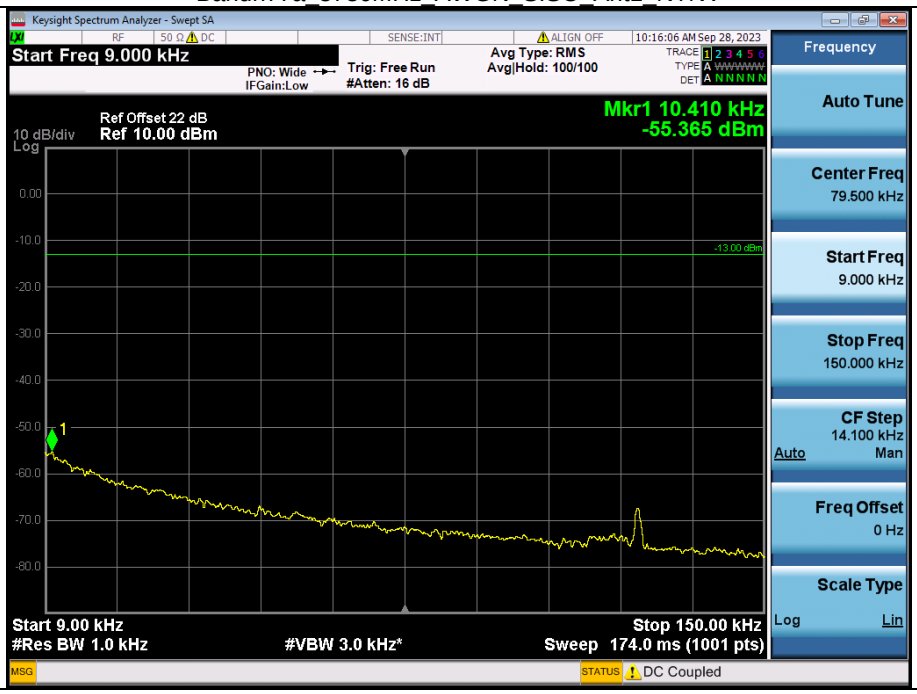

Bandn77a_3730MHz_AWGN_SISO_Ant1_NTNV

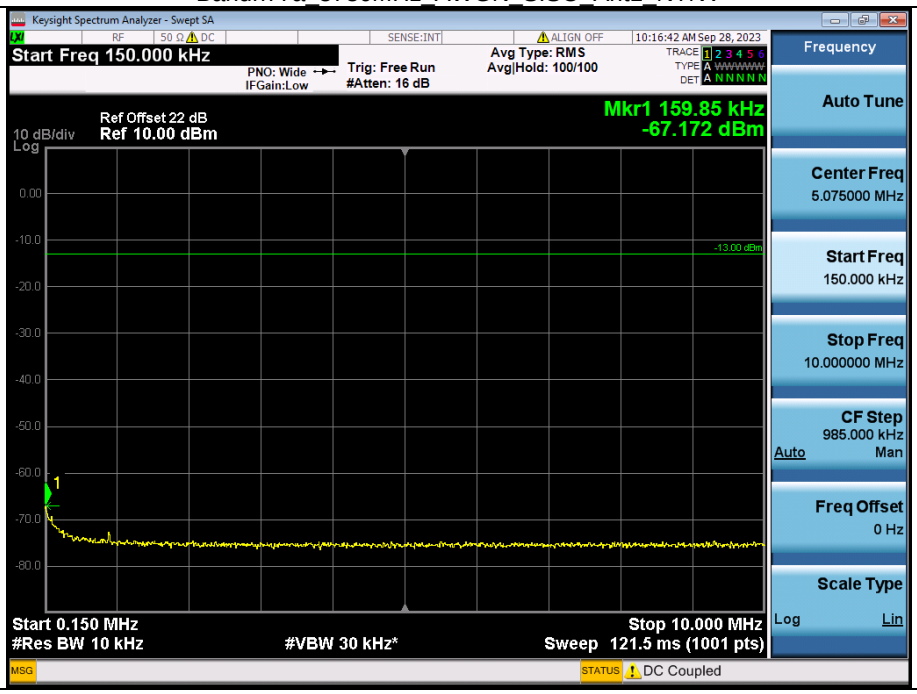

Bandn77a_3730MHz_AWGN_SISO_Ant1_NTNV

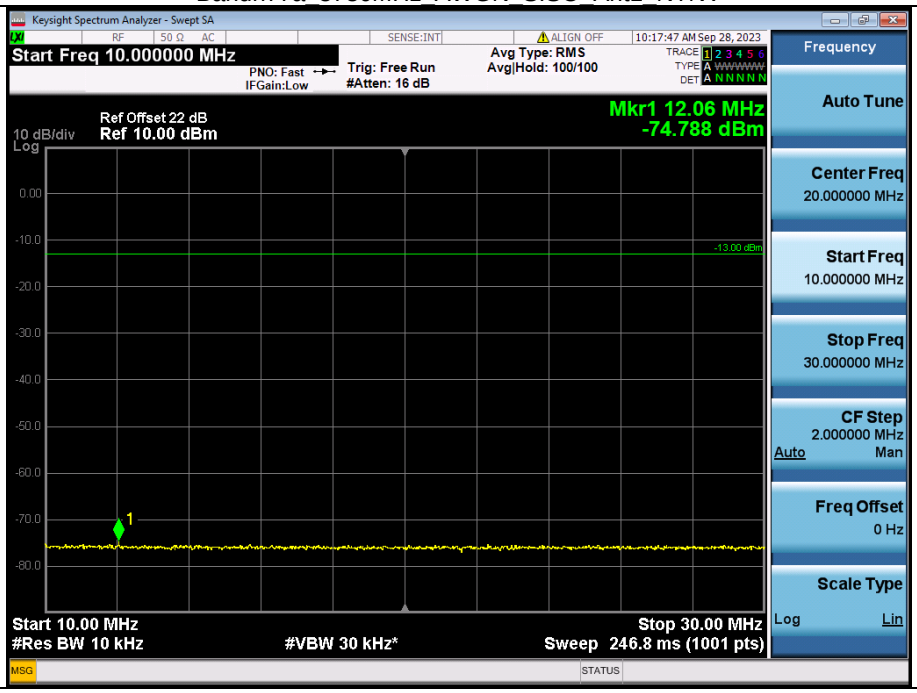

Bandn77a_3730MHz_AWGN_SISO_Ant1_NTNV

Bandn77a_3730MHz_AWGN_SISO_Ant1_NTNV

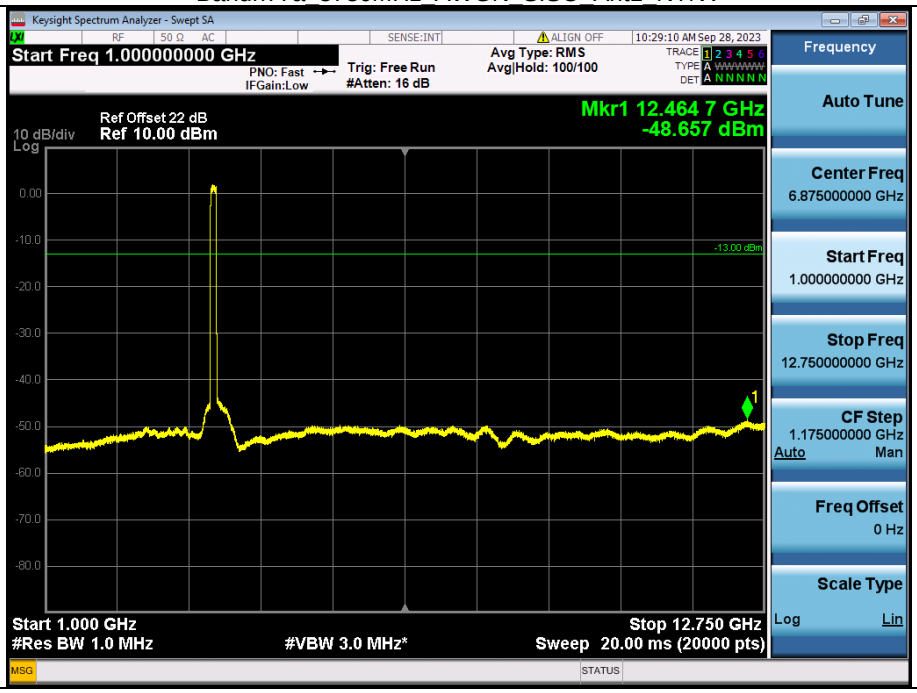

Bandn77a_3730MHz_AWGN_SISO_Ant1_NTNV