CITY TRUCK

Remote control battery installation instructions

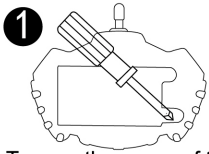

Turn on the screw of the remote control.
(as shown in figure)

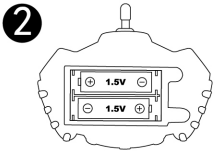

Use 2 “AA” Batteries.
(NO INCLUDED)

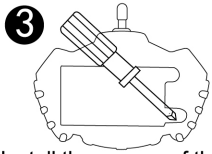

Install the screws of the remote control back.
(as shown in figure)

Battery description of remote control vehicle

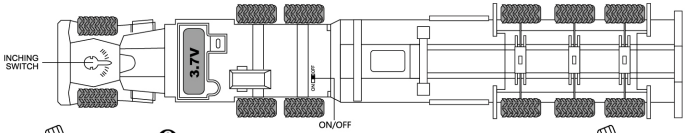

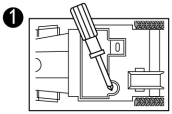

Open the battery compartment screw.
(as shown in figure)

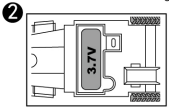

Remove the battery.
(as shown in figure)

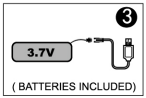

Battery connected to USB charger. To recharge (must make. Use the charger equipped by our factory)

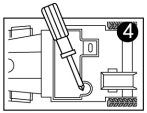

Recharge the battery and install it back. Battery compartment
(as shown in figure)

Function description of remote control

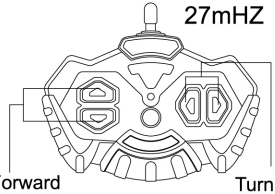

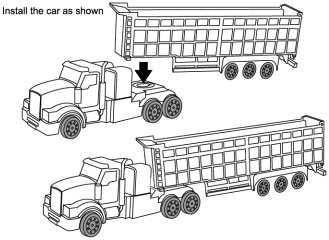

⚠ **WARNING:**

CHOKING HAZARD-Small parts.
Not for children under 3 years.

FCC Warnning:

This equipment has been tested and found to comply with the limits for a Class B digital device, pursuant to part 15 of the FCC Rules. These limits are designed to provide reasonable protection against harmful interference in a residential installation. This equipment generates, uses and can radiate radio frequency energy and, if not installed and used in accordance with the instructions, may cause harmful interference to radio communications. However, there is no guarantee that interference will not occur in a particular installation. If this equipment does cause harmful interference to radio or television reception, which can be determined by turning the equipment off and on, the user is encouraged to try to correct the interference by one or more of the following measures:

- Reorient or relocate the receiving antenna.
- Increase the separation between the equipment and receiver.
- Connect the equipment into an outlet on a circuit different from that to which the receiver is connected.
- Consult the dealer or an experienced radio/TV technician for help.

Caution: Any changes or modifications to this device not explicitly approved by manufacturer could void your authority to operate this equipment.

This device complies with part 15 of the FCC Rules. Operation is subject to the following two conditions:

(1)This device may not cause harmful interference, and (2) this device must accept any interference received, including interference that may cause undesired operation.

This equipment complies with FCC radiation exposure limits set forth for an uncontrolled environment. This equipment should be installed and operated with minimum distance 0cm between the radiator and your body.