Appendix B: DTS Bandwidth

Test Result

Test Mode	Antenna	Freq(MHz)	DTS BW [MHz]	FL[MHz]	FH[MHz]	Limit[MHz]	Verdict
11B	Ant1	2412	8.520	2408.320	2416.840	0.5	PASS
		2437	9.160	2433.000	2442.160	0.5	PASS
		2462	8.400	2457.640	2466.040	0.5	PASS
11G	Ant1	2412	16.000	2404.240	2420.240	0.5	PASS
		2437	15.600	2429.640	2445.240	0.5	PASS
		2462	15.800	2453.800	2469.600	0.5	PASS
11N20SISO	Ant1	2412	17.000	2403.840	2420.840	0.5	PASS
		2437	13.560	2431.960	2445.520	0.5	PASS
		2462	16.840	2453.280	2470.120	0.5	PASS
11N40SISO	Ant1	2422	24.480	2415.760	2440.240	0.5	PASS
		2437	25.040	2429.480	2454.520	0.5	PASS
		2452	32.560	2436.960	2469.520	0.5	PASS

Test Graphs

11B_Ant1_2412

11B_Ant1_2437

11B_Ant1_2462

11G_Ant1_2412

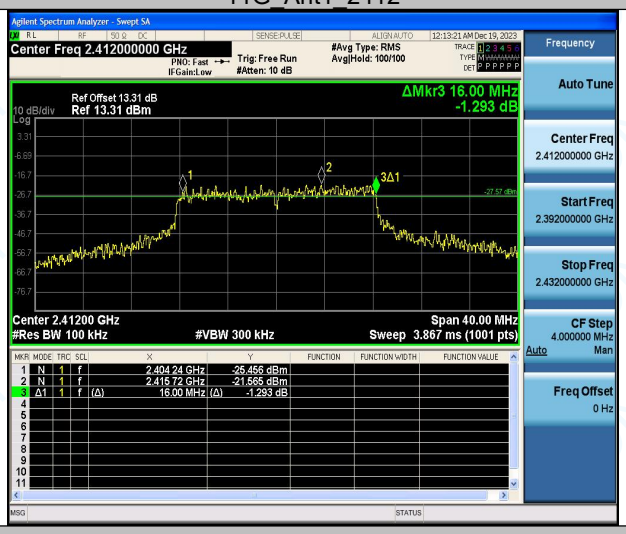

11G_Ant1_2437

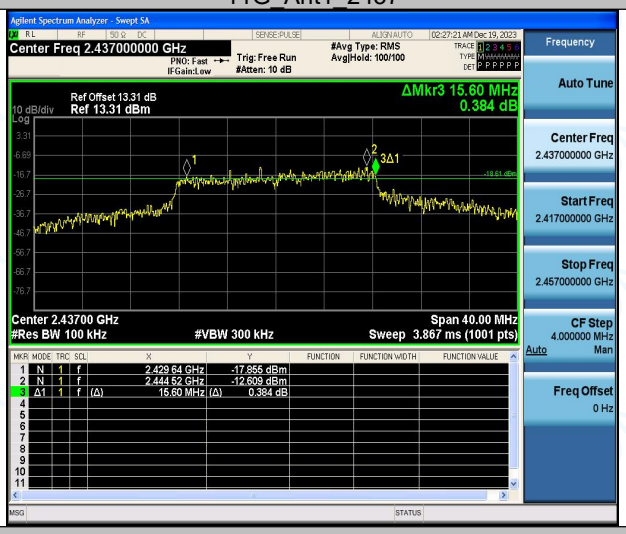

11G_Ant1_2462

11N20SISO_Ant1_2412

11N20SISO_Ant1_2437

11N20SISO_Ant1_2462

11N40SISO_Ant1_2422

11N40SISO_Ant1_2437

11N40SISO_Ant1_2452

Appendix C: Maximum conducted output power

Test Result

Test Mode	Antenna	Freq(MHz)	Power [dBm]	Limit [dBm]	Verdict
11B	Ant1	2412	2.64	≤30.00	PASS
		2437	1.91	≤30.00	PASS
		2462	2.58	≤30.00	PASS
11G	Ant1	2412	1.72	≤30.00	PASS
		2437	3.22	≤30.00	PASS
		2462	2.27	≤30.00	PASS
11N20SISO	Ant1	2412	1.96	≤30.00	PASS
		2437	3.20	≤30.00	PASS
		2462	2.53	≤30.00	PASS
11N40SISO	Ant1	2422	1.98	≤30.00	PASS
		2437	3.23	≤30.00	PASS
		2452	1.76	≤30.00	PASS

Appendix D: Maximum power spectral density

Test Result

Test Mode	Antenna	Freq(MHz)	Result[dBm/3-100kHz]	Limit[dBm/3kHz]	Verdict
11B	Ant1	2412	-24.93	≤8.00	PASS
		2437	-23.5	≤8.00	PASS
		2462	-23.5	≤8.00	PASS
11G	Ant1	2412	-34.06	≤8.00	PASS
		2437	-26.51	≤8.00	PASS
		2462	-27.85	≤8.00	PASS
11N20SISO	Ant1	2412	-34.51	≤8.00	PASS
		2437	-25.8	≤8.00	PASS
		2462	-28.22	≤8.00	PASS
11N40SISO	Ant1	2422	-33.43	≤8.00	PASS
		2437	-29.19	≤8.00	PASS
		2452	-30.53	≤8.00	PASS

Test Graphs

11B_Ant1_2412

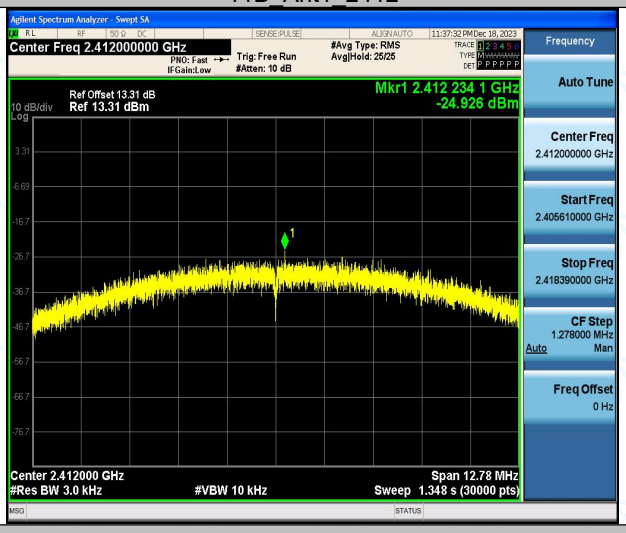

11B_Ant1_2437

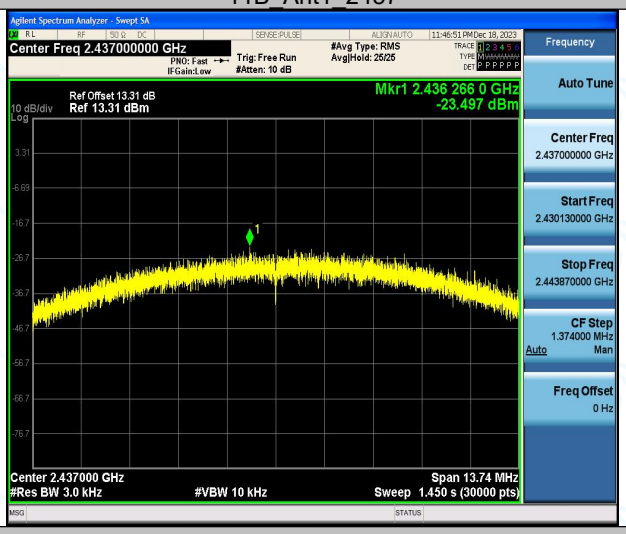

11B_Ant1_2462

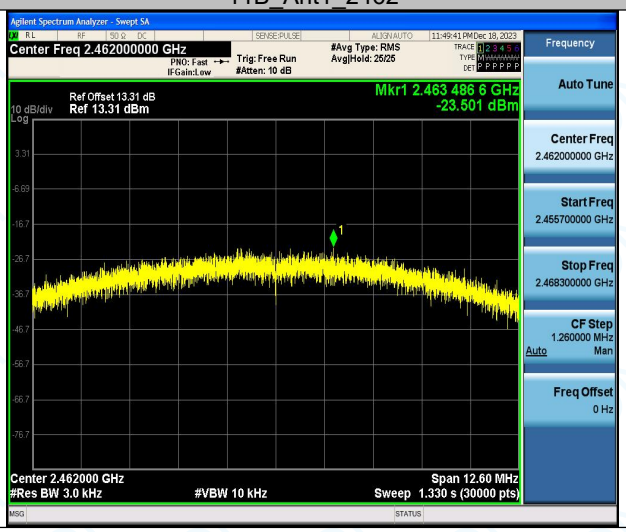

11G_Ant1_2412

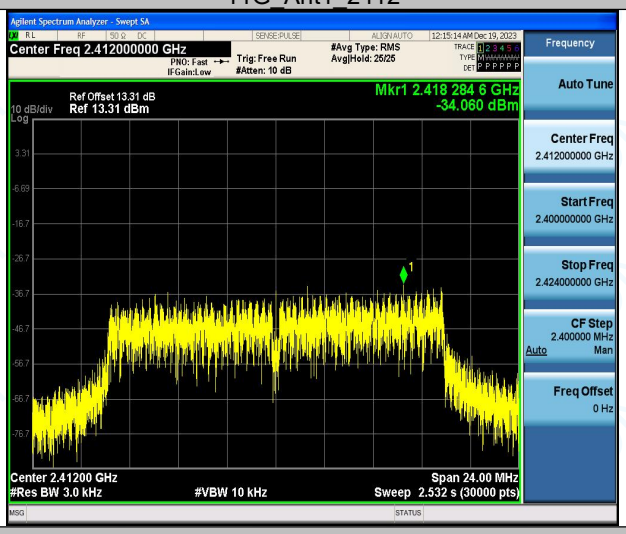

11G_Ant1_2437

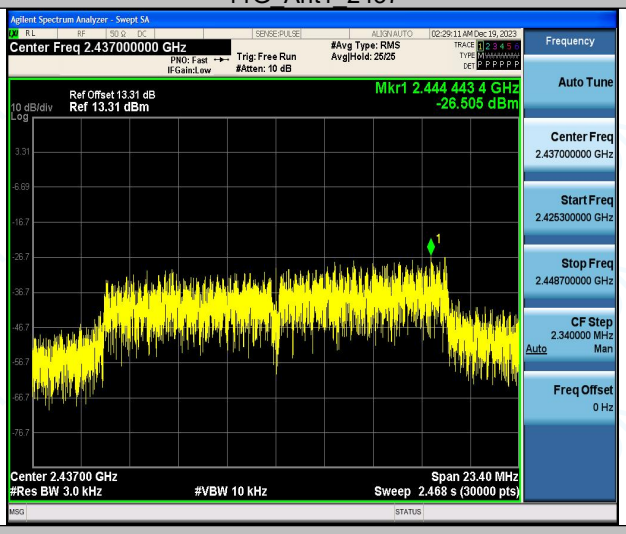

11G_Ant1_2462

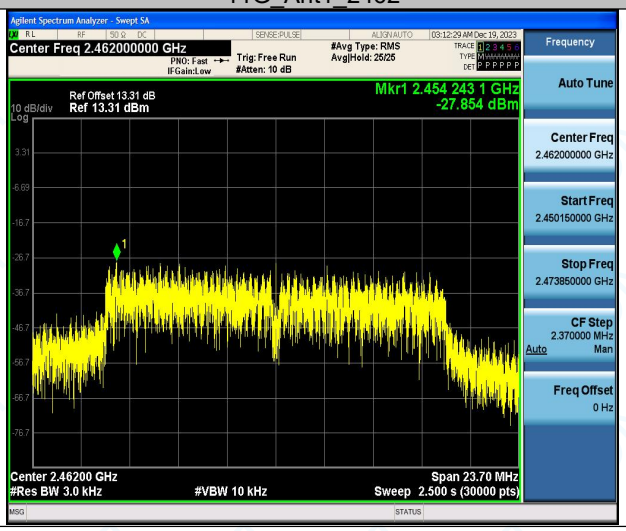

11N20SISO_Ant1_2412

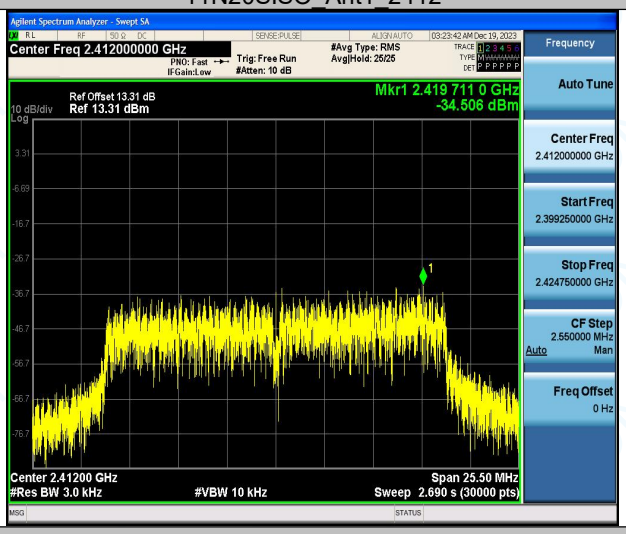

11N20SISO_Ant1_2437

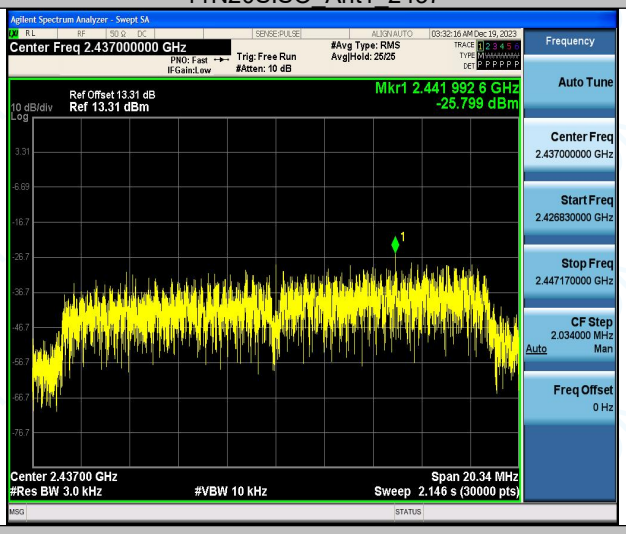

11N20SISO_Ant1_2462

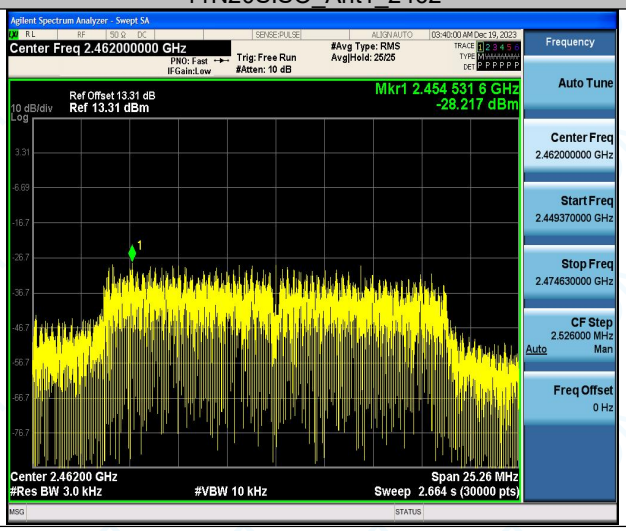

11N40SISO_Ant1_2422

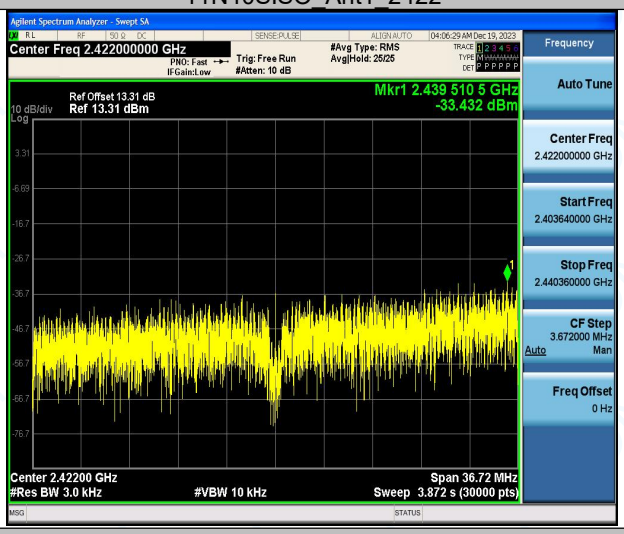

11N40SISO_Ant1_2437

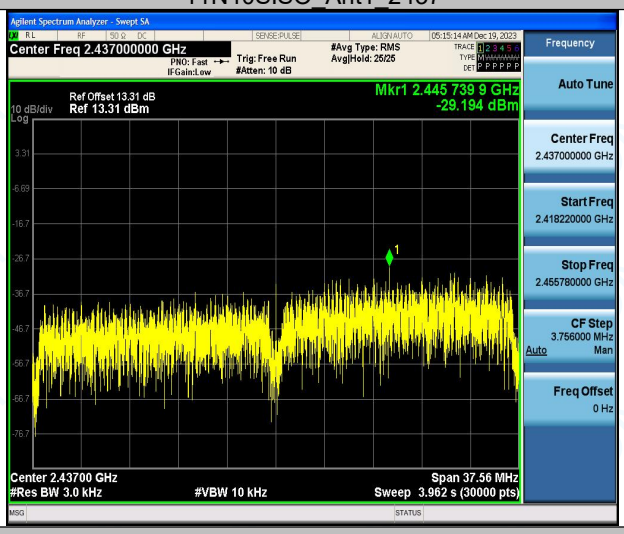

11N40SISO_Ant1_2452

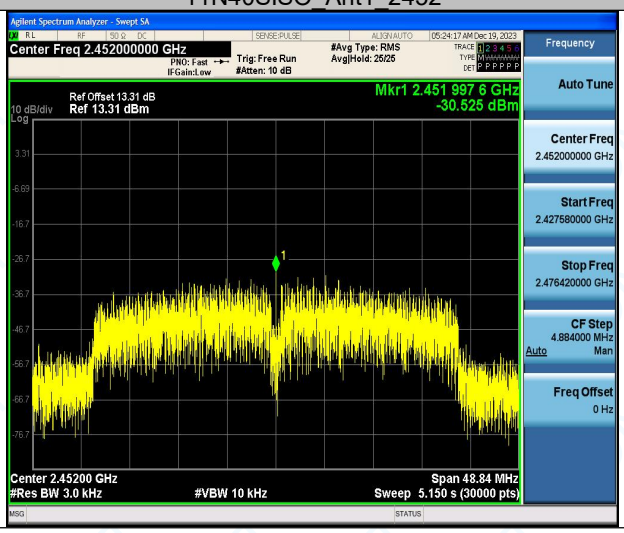

Appendix E: Band edge measurements

Test Result

Test Mode	Antenna	ChName	Freq (MHz)	RefLevel[dBm]	Result[dBm]	Limit[dBm]	Verdict
11B	Ant1	Low	2412	-11.24	-46.46	≤-31.24	PASS
		High	2462	-9.67	-49.53	≤-29.67	PASS
11G	Ant1	Low	2412	-21.33	-49.53	≤-41.33	PASS
		High	2462	-12.40	-47.79	≤-32.4	PASS
11N20SISO	Ant1	Low	2412	-20.84	-50.23	≤-40.84	PASS
		High	2462	-13.05	-47.45	≤-33.05	PASS
11N40SISO	Ant1	Low	2422	-20.00	-44.44	≤-40	PASS
		High	2452	-14.33	-38.58	≤-34.33	PASS

Test Graphs

11B_Ant1_Low_2412

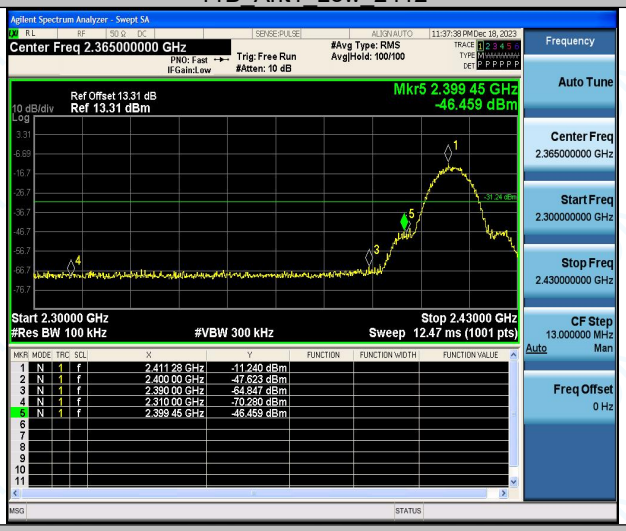

11B_Ant1_High_2462

11G_Ant1_Low_2412