TEST REPORT

Applicant:	nanjingmeixinshangmaoyouxiangongsi
Address of Applicant:	hongwulu199hao507shi, nanjingshi jiangsusheng, CN 210000
Manufacturer:	HUI ZHOU HUI PU ELECTRONIC CO., LTD
Address of Manufacturer:	No. 5, Yuanhui Road, Chenjiang Town, Zhongkai Hi-tech Industrial Development Zone,Huizhou City, Guangdong Province, China
Product name:	FM/AM 2 BAND RADIO
Model:	T-15, T-11, T-12, T-13
Rating(s):	120V~60Hz 5W 4.5Vdc (1.5V x 3 UM-1 Batteries)
Trademark:	TOMASHI
Standards:	FCC Part15 subpart B
FCC ID:	2BD67-15111213
Date of Receipt:	2023-10-27
Date of Test:	2023-10-27~2023-11-03
Date of Issue:	2023-11-03
Test Result	**Pass***

* In the configuration tested, the test item complied with the standards specified above.

Authorized for issue by:

Test by:

Nov.03, 2023 Chivas Tsang Chivas
Project Engineer

Date *Name/Position* *Signature*

Reviewed by:

Nov.03, 2023 Victor Meng Victor
Project Manager

Date *Name/Position* *Signature*

This report is for the exclusive use of ITL's client and is provided pursuant to the agreement between ITL assumes no liability to any party, other than to the Client in accordance with the agreement, for any loss, expense or damage occasioned by the use of this report. Only the Client is authorized to permit copying or distribution of this report and then only in its entirety. Any use of the ITL name or one of its marks for the sale or advertisement of the tested material, product or service must first be approved in writing by ITL. The observations and test results in this report are relevant only to the sample tested. This report by itself does not imply that the material, product, or service is or has ever been under an ITL certification program. The test report only allows to be revised within the retention period unless further standard or the requirement was noticed.

Testing Laboratory information:

Testing Laboratory Name ..... :	ITL Co., Ltd
Address ..... :	No. 8, Jinqianling Street 5, Huangjiang Town, Dongguan, Guangdong, China
Testing location ..... :	Same as above
Tel..... :	0086-769-39001678
Fax ..... :	0086-20-62824387
E-mail ..... :	itl@i-testlab.com

Possible test case verdicts:

- test case does not apply to the test object.. :	N/A
- test object does meet the requirement..... :	P (Pass)
- test object does not meet the requirement . :	F (Fail)

General remarks:

The test results presented in this report relate only to the object tested.

The results contained in this report reflect the results for this particular model and serial number. It is the responsibility of the manufacturer to ensure that all production models meet the intent of the requirements detailed within this report.

This report would be invalid test report without all the signatures of testing technician and approver.
This report shall not be reproduced, except in full, without the written approval of the Issuing testing laboratory.

General product information:

The models T-15, T-11, T-12 and T-13 are identical to each other except for model names and appearance colors.

All tests were performed on the model T-15 as representative.

This report is for the exclusive use of ITL's client and is provided pursuant to the agreement between ITL assumes no liability to any party, other than to the Client in accordance with the agreement, for any loss, expense or damage occasioned by the use of this report. Only the Client is authorized to permit copying or distribution of this report and then only in its entirety. Any use of the ITL name or one of its marks for the sale or advertisement of the tested material, product or service must first be approved in writing by ITL. The observations and test results in this report are relevant only to the sample tested. This report by itself does not imply that the material, product, or service is or has ever been under an ITL certification program. The test report only allows to be revised within the retention period unless further standard or the requirement was noticed.

Test Summary:

Electromagnetic Emissions				
Test Item	**Test Standard**	**Test Method**	**Class/Severity**	**Result**
Conducted Emission(0.15-30MHz)	FCC part 15.107	ANSI C63.4:2014	Class B	PASS
Radiated Emission(30-1000MHz)	FCC part 15.109	ANSI C63.4:2014	Class B	PASS

Test Location

All the tests were performed in ITL Co., Ltd. Which is located at No. 8, Jinqianling Street 5, Huangjiang Town, Dongguan, Guangdong, China.

Tel: 0086-769-39001678, Fax: 0086-20-62824387

No test is subcontracted

This report is for the exclusive use of ITL's client and is provided pursuant to the agreement between ITL assumes no liability to any party, other than to the Client in accordance with the agreement, for any loss, expense or damage occasioned by the use of this report. Only the Client is authorized to permit copying or distribution of this report and then only in its entirety. Any use of the ITL name or one of its marks for the sale or advertisement of the tested material, product or service must first be approved in writing by ITL. The observations and test results in this report are relevant only to the sample tested. This report by itself does not imply that the material, product, or service is or has ever been under an ITL certification program. The test report only allows to be revised within the retention period unless further standard or the requirement was noticed.

TABLE OF CONTENTS

TEST REPORT 1
Test Summary: 3
Test Location 3
Section 1 General Information and Equipment Used 5
1.1 Client Information 5
1.2 EUT General and Technical Descriptions 5
1.3 Support Equipment(s) and Test Configuration 5
1.3.1 Details of Support Equipment(s) 5
1.3.2 Working State of EUT 5
1.3.3 Block Diagram of Test Configuration 5
1.4 Equipment Used during Test 6
Section 2 Emission Test Results 7
2.1 Conducted Emission at Mains Terminals, 150 kHz to 30MHz 7
2.1.1 E.U.T. Operation 7
2.1.2 Test Setup and Procedure 8
2.1.3 Measurement Data 8
2.2 Radiated Emissions, 30MHz to 1GHz 11
2.2.1 E.U.T. Operation 11
2.2.2 Test Setup and Procedure 12
2.2.3 Measurement Data 13
Section 3 Photographs 17
3.1 Conducted Emissions Mains Terminals Test Setup 17
3.2 Radiated Emissions, 30MHz to 1GHz Test Setup 17
3.3 EUT Constructional Details 18

This report is for the exclusive use of ITL's client and is provided pursuant to the agreement between ITL assumes no liability to any party, other than to the Client in accordance with the agreement, for any loss, expense or damage occasioned by the use of this report. Only the Client is authorized to permit copying or distribution of this report and then only in its entirety. Any use of the ITL name or one of its marks for the sale or advertisement of the tested material, product or service must first be approved in writing by ITL. The observations and test results in this report are relevant only to the sample tested. This report by itself does not imply that the material, product, or service is or has ever been under an ITL certification program. The test report only allows to be revised within the retention period unless further standard or the requirement was noticed.

Section 1 General Information and Equipment Used

1.1 Client Information

Applicant:	nanjingmeixinshangmaoyouxiangongsi
Address of Applicant:	hongwulu199hao507shi, nanjingshi jiangsusheng, CN 210000

1.2 EUT General and Technical Descriptions

EUT Name:	FM/AM 2 BAND RADIO
EUT Model:	T-15
EUT Trademark:	TOMASHI
Input Voltage:	120V~ Battery: 4.5Vdc (1.5V x 3 UM-1 Batteries)
Frequency:	60Hz
Input Power/Current:	5W
Output rated:	/
Power Cable Description:	/
Other Cables Description:	/
I/O Ports:	/
Function(s) Description:	/
Accessories information:	/

1.3 Support Equipment(s) and Test Configuration

1.3.1 Details of Support Equipment(s)

Description	Manufacturer	Model No.	Connection	Working state
/	/	/	/	/

1.3.2 Working State of EUT

Power Supply of EUT:	AC 120V 60Hz
EUT Status:	1kHz audio signal playing.

1.3.3 Block Diagram of Test Configuration

/

This report is for the exclusive use of ITL's client and is provided pursuant to the agreement between ITL assumes no liability to any party, other than to the Client in accordance with the agreement, for any loss, expense or damage occasioned by the use of this report. Only the Client is authorized to permit copying or distribution of this report and then only in its entirety. Any use of the ITL name or one of its marks for the sale or advertisement of the tested material, product or service must first be approved in writing by ITL. The observations and test results in this report are relevant only to the sample tested. This report by itself does not imply that the material, product, or service is or has ever been under an ITL certification program. The test report only allows to be revised within the retention period unless further standard or the requirement was noticed.

1.4 Equipment Used during Test

Conducted Emission						
No.	**Test Equipment**	**Manufacturer**	**Model**	**Serial No.**	**Last Cal.**	**Cal. Due**
DGITL-303a	EMI Test receiver	R&S	ESCI	100910	2023.04.07	2024.04.07
DGITL-304	L.I.S.N.#1	R&S	ESH3-Z5	100272	2023.04.07	2024.04.07
DGITL-302	Shielded Room	ETS•Lindgren	8*4*3	CT09010	2023.08.02	2026.08.02
DGITL-316	Pulse Limiter	R＆S	ESH3-Z2	100327	2023.04.07	2024.04.07

Radiated Emission						
No.	**Test Equipment**	**Manufacturer**	**Model**	**Serial No.**	**Last Cal.**	**Cal. Due**
DGITL- 301	Semi-Anechoic chamber	ETS•Lindgren	9*6*6	CT000874-1181	2023.08.02	2026.08.02
DGITL- 307	EMI test receiver	R&S	ESVS10	833616/003	2023.04.07	2024.04.07
DGITL- 306	Spectrum Analyzer	Agilent Technologies	N9010A	MY54200334	2023.04.07	2024.04.07
DGITL- 308	Bilog Antenna	ETS•Lindgren	3142E	156975	2023.05.14	2025.05.14
DGITL- 352	Pre Amplifier	Mlnl-Clrcuits	ZFC-1000HX	SN292801110	2023.04.07	2024.04.07

This report is for the exclusive use of ITL's client and is provided pursuant to the agreement between ITL assumes no liability to any party, other than to the Client in accordance with the agreement, for any loss, expense or damage occasioned by the use of this report. Only the Client is authorized to permit copying or distribution of this report and then only in its entirety. Any use of the ITL name or one of its marks for the sale or advertisement of the tested material, product or service must first be approved in writing by ITL. The observations and test results in this report are relevant only to the sample tested. This report by itself does not imply that the material, product, or service is or has ever been under an ITL certification program. The test report only allows to be revised within the retention period unless further standard or the requirement was noticed.

Section 2 Emission Test Results

2.1 Conducted Emission at Mains Terminals, 150 kHz to 30MHz

Test Requirement: FCC part 15.107

Test Method: ANSI C63.4:2014

Test Voltage: 120V AC, 60Hz

Frequency Range: 150 kHz to 30MHz

Detector: Peak for pre-scan

Quasi-Peak and Average at frequency with maximum peak (9 kHz resolution bandwidth)

Uncertainty: 2Uc（V）= 2.3dB

Class / Limit: Class B

Frequency range MHz	**Class B Limits dB (μV)**	
	Quasi-peak	Average
0.15 to 0.50	66 to 56	56 to 46
0.50 to 5	56	46
5 to 30	60	50
NOTE 1 :The limit decreases linearly with the logarithm of the frequency in the range 0.15 MHz to 0.50 MHz. NOTE 2: The lower limit is applicable at the transition frequency.		

2.1.1 E.U.T. Operation

Operating Environment:

Temperature: 24.0 °C Humidity: 51 % RH Atmospheric Pressure: 101 kPa

EUT Operation: 1kHz audio signal playing.
Pre-test the EUT in On Mode with FM and AM to find the worst case,
Compliance test the EUT in On Mode with FM as the worst case was found.

This report is for the exclusive use of ITL's client and is provided pursuant to the agreement between ITL assumes no liability to any party, other than to the Client in accordance with the agreement, for any loss, expense or damage occasioned by the use of this report. Only the Client is authorized to permit copying or distribution of this report and then only in its entirety. Any use of the ITL name or one of its marks for the sale or advertisement of the tested material, product or service must first be approved in writing by ITL. The observations and test results in this report are relevant only to the sample tested. This report by itself does not imply that the material, product, or service is or has ever been under an ITL certification program. The test report only allows to be revised within the retention period unless further standard or the requirement was noticed.

2.1.2 Test Setup and Procedure

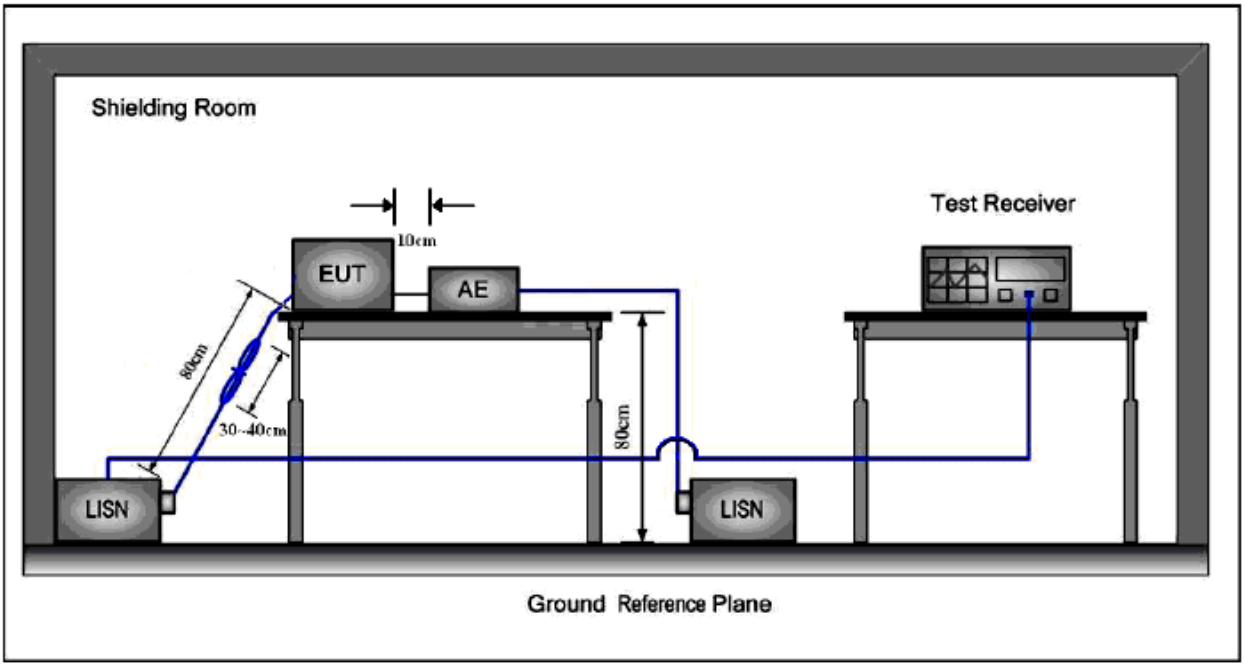

1. The mains terminal disturbance voltage test was conducted in a shielded room.
2. The EUT was connected to nominal power supply through a LISN 1 (Line Impedance Stabilization Network) which provides a 50Ω/50μH+5Ω linear impedance. The power cables of all other units of the EUT were connected to a second LISN 2, which was bonded to the ground reference plane in the same way as the LISN 1 for the unit being measured. A multiple socket outlet strip was used to connect multiple power cables to a single LISN provided the rating of the LISN was not exceeded.
3. The tabletop EUT was placed upon a non-metallic table 0.8m above the ground reference plane. And for floor-standing arrangement, the EUT was placed on the horizontal ground reference plane, but separated from metallic contact with the ground reference plane by 0.1m of insulation.
4. The test was performed with a vertical ground reference plane. The rear of the EUT shall be 0.4 m from the vertical ground reference plane. The vertical ground reference plane was bonded to the horizontal ground reference plane. The LISN 1 was placed 0.8 m from the boundary of the unit under test and bonded to a ground reference plane for LISNs mounted on top of the ground reference plane. This distance was between the closest points of the LISN1 and the EUT. All other units of the EUT and associated equipment was at least 0.8 m from the LISN 2.

2.1.3 Measurement Data

Pre-scan was performed with peak detected on both live and neutral cable. Quasi-peak & average measurements were performed at the frequencies which maximum peak emission level was detected. Please see the attached Quasi-peak and Average test results.

This report is for the exclusive use of ITL's client and is provided pursuant to the agreement between ITL assumes no liability to any party, other than to the Client in accordance with the agreement, for any loss, expense or damage occasioned by the use of this report. Only the Client is authorized to permit copying or distribution of this report and then only in its entirety. Any use of the ITL name or one of its marks for the sale or advertisement of the tested material, product or service must first be approved in writing by ITL. The observations and test results in this report are relevant only to the sample tested. This report by itself does not imply that the material, product, or service is or has ever been under an ITL certification program. The test report only allows to be revised within the retention period unless further standard or the requirement was noticed.

Live Line:

Peak Scan:

Level (dBμV)

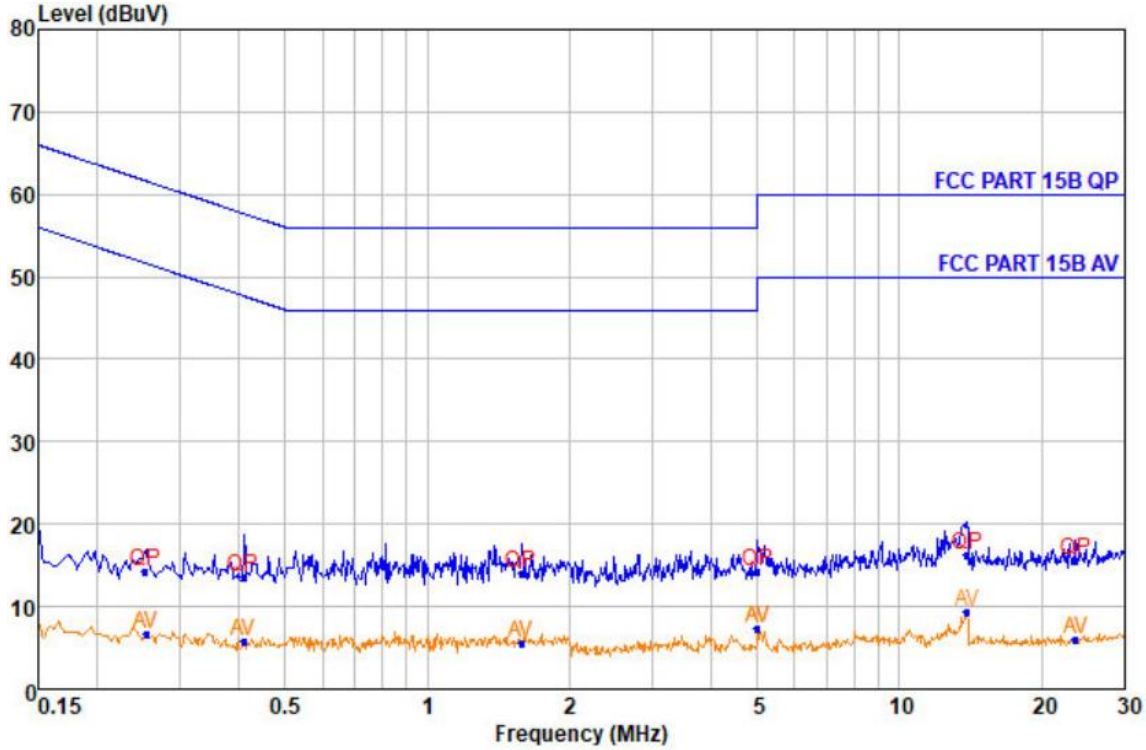

Quasi-peak and Average measurement

NO.	Freq MHz	Level dBuV	Remark	LISN Factor dB	Cable Loss dB	Limit Line dBuV	Margin dB
1	0.253	14.29	QP	9.67	0.23	61.66	-47.37
2	0.253	6.73	Average	9.67	0.23	51.64	-44.91
3	0.409	13.56	QP	9.66	0.26	57.66	-44.10
4	0.409	5.76	Average	9.66	0.26	47.66	-41.90
5	1.582	14.01	QP	9.66	0.33	56.00	-41.99
6	1.582	5.55	Average	9.66	0.33	46.00	-40.45
7	5.000	14.15	QP	9.60	0.40	56.00	-41.85
8	5.000	7.33	Average	9.60	0.40	46.00	-38.67
9	13.915	16.29	QP	9.70	0.46	60.00	-43.71
10	13.915	9.29	Average	9.70	0.46	50.00	-40.71
11	23.587	15.58	QP	9.67	0.49	60.00	-44.42
12	23.587	5.98	Average	9.67	0.49	50.00	-44.02

This report is for the exclusive use of ITL's client and is provided pursuant to the agreement between ITL assumes no liability to any party, other than to the Client in accordance with the agreement, for any loss, expense or damage occasioned by the use of this report. Only the Client is authorized to permit copying or distribution of this report and then only in its entirety. Any use of the ITL name or one of its marks for the sale or advertisement of the tested material, product or service must first be approved in writing by ITL. The observations and test results in this report are relevant only to the sample tested. This report by itself does not imply that the material, product, or service is or has ever been under an ITL certification program. The test report only allows to be revised within the retention period unless further standard or the requirement was noticed.

Neutral Line:

Peak Scan:

Level (dB μ V)

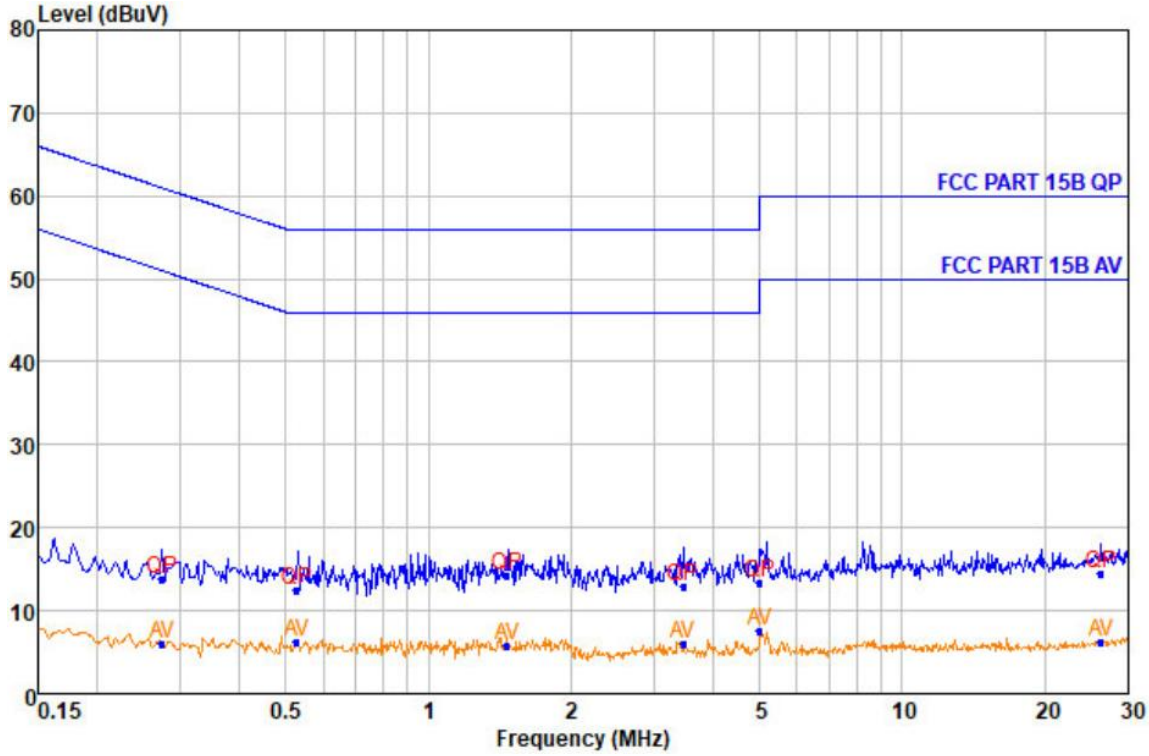

Quasi-peak and Average measurement

NO.	Freq MHz	Level dBuV	Remark	LISN Factor dB	Cable Loss dB	Limit Line dBuV	Margin dB
1	0.274	13.77	QP	9.64	0.23	61.00	-47.23
2	0.274	6.02	Average	9.64	0.23	50.98	-44.96
3	0.528	12.58	QP	9.66	0.27	56.00	-43.42
4	0.528	6.26	Average	9.66	0.27	46.00	-39.74
5	1.469	14.25	QP	9.62	0.33	56.00	-41.75
6	1.469	5.83	Average	9.62	0.33	46.00	-40.17
7	3.447	12.85	QP	9.62	0.38	56.00	-43.15
8	3.447	5.93	Average	9.62	0.38	46.00	-40.07
9	5.000	13.37	QP	9.62	0.40	56.00	-42.63
10	5.000	7.50	Average	9.62	0.40	46.00	-38.50
11	26.225	14.51	QP	9.63	0.49	60.00	-45.49
12	26.225	6.19	Average	9.63	0.49	50.00	-43.81

This report is for the exclusive use of ITL's client and is provided pursuant to the agreement between ITL assumes no liability to any party, other than to the Client in accordance with the agreement, for any loss, expense or damage occasioned by the use of this report. Only the Client is authorized to permit copying or distribution of this report and then only in its entirety. Any use of the ITL name or one of its marks for the sale or advertisement of the tested material, product or service must first be approved in writing by ITL. The observations and test results in this report are relevant only to the sample tested. This report by itself does not imply that the material, product, or service is or has ever been under an ITL certification program. The test report only allows to be revised within the retention period unless further standard or the requirement was noticed.

2.2 Radiated Emissions, 30MHz to 1GHz

Test Requirement:	FCC part 15.109
Test Method:	ANSI C63.4:2014
Test Voltage:	120V AC, 60Hz
Frequency Range:	30MHz to 1GHz
Measurement Distance	3m
Detector:	Peak for pre-scan Quasi-Peak if maximised peak within 6dB of limit (120 kHz resolution bandwidth)
Uncertainty:	2Uc（V）= 3.35dB
Class / Limit:	Class B

Frequency range MHz	**Quasi-peak limits** dB (μV/m)
30 to 88	40
88 to 216	43.5
216 to 960	46
960 to 1000	54
At transitional frequencies the lower limit applies	

2.2.1 E.U.T. Operation

Operating Environment:

Temperature: 23.0 °C Humidity: 51 % RH Atmospheric Pressure: 101 kPa

EUT Operation: 1kHz audio signal playing.
Pre-test the EUT in On Mode with FM and AM to find the worst case,
Compliance test the EUT in On Mode with FM as the worst case was found.

This report is for the exclusive use of ITL's client and is provided pursuant to the agreement between ITL assumes no liability to any party, other than to the Client in accordance with the agreement, for any loss, expense or damage occasioned by the use of this report. Only the Client is authorized to permit copying or distribution of this report and then only in its entirety. Any use of the ITL name or one of its marks for the sale or advertisement of the tested material, product or service must first be approved in writing by ITL. The observations and test results in this report are relevant only to the sample tested. This report by itself does not imply that the material, product, or service is or has ever been under an ITL certification program. The test report only allows to be revised within the retention period unless further standard or the requirement was noticed.

2.2.2 Test Setup and Procedure

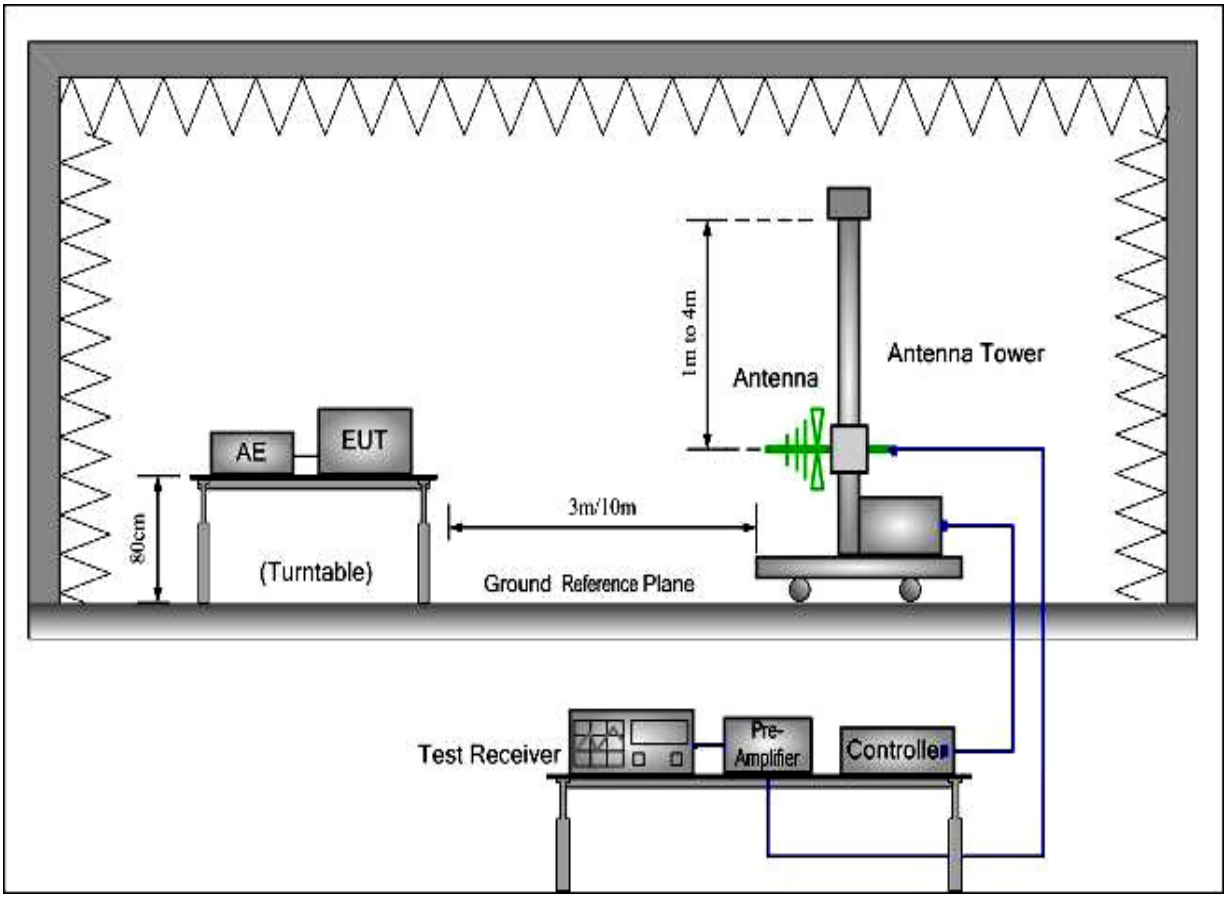

1. The radiated emissions test was conducted in a semi-anechoic chamber.
2. Biconical and log periodic antenna was used for the frequency range from 30MHz to 1GHz
3. The EUT was connected to nominal power supply through a mains power outlet which was bonded to the ground reference plane; The mains cables were draped to the ground reference plane. The tabletop EUT was placed upon a non-metallic table 0.8m above the ground reference plane. And for floor-standing arrangement, the EUT was placed on the horizontal ground reference plane, but separated from metallic contact with the ground reference plane by 0.1m of insulation.
4. Before final measurements of radiated emissions, a pre-scan was performed in the spectrum mode with the peak detector to find out the maximum emissions spectrum plots of the EUT.
5. The frequencies of maximum emission were determined in the final radiated emissions measurement. At each frequency, the EUT was rotated 360°, and the antenna was raised and lowered from 1 to 4 meters in order to determine the maximum disturbance. Measurements were performed for both horizontal and vertical antenna polarization.

This report is for the exclusive use of ITL's client and is provided pursuant to the agreement between ITL assumes no liability to any party, other than to the Client in accordance with the agreement, for any loss, expense or damage occasioned by the use of this report. Only the Client is authorized to permit copying or distribution of this report and then only in its entirety. Any use of the ITL name or one of its marks for the sale or advertisement of the tested material, product or service must first be approved in writing by ITL. The observations and test results in this report are relevant only to the sample tested. This report by itself does not imply that the material, product, or service is or has ever been under an ITL certification program. The test report only allows to be revised within the retention period unless further standard or the requirement was noticed.

2.2.3 Measurement Data

120VAC power supply

Horizontal:

Peak scan

Level (dBµV/m)

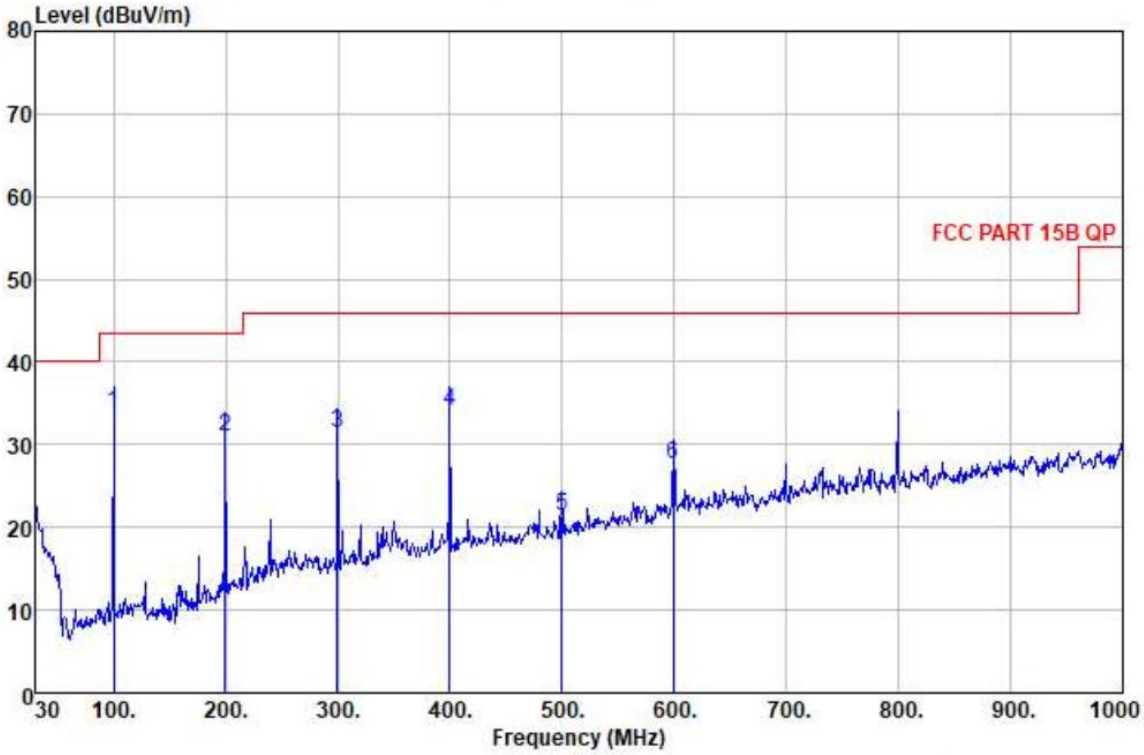

Quasi-peak measurement

No.	Freq MHz	Read Level dBuV	Antenna Factor dB	Cable Loss dB	Preamp Factor dB	Level dBuV/m	Limit Line dBuV/m	Over Limit dB	Pol/Phase	Remark
1	99.840	49.11	12.40	1.17	28.79	33.89	43.50	-9.61	HORIZONTAL	QP
2	199.750	43.45	13.70	1.70	27.89	30.96	43.50	-12.54	HORIZONTAL	QP
3	299.660	39.54	17.30	2.12	27.60	31.36	46.00	-14.64	HORIZONTAL	QP
4	399.570	40.23	19.59	2.45	28.20	34.07	46.00	-11.93	HORIZONTAL	QP
5	499.480	26.32	20.99	2.78	28.79	21.30	46.00	-24.70	HORIZONTAL	QP
6	599.390	29.84	22.89	3.06	28.21	27.58	46.00	-18.42	HORIZONTAL	QP

Level=Read Level + Antenna Factor + Cable Loss - Preamp Factor

This report is for the exclusive use of ITL's client and is provided pursuant to the agreement between ITL assumes no liability to any party, other than to the Client in accordance with the agreement, for any loss, expense or damage occasioned by the use of this report. Only the Client is authorized to permit copying or distribution of this report and then only in its entirety. Any use of the ITL name or one of its marks for the sale or advertisement of the tested material, product or service must first be approved in writing by ITL. The observations and test results in this report are relevant only to the sample tested. This report by itself does not imply that the material, product, or service is or has ever been under an ITL certification program. The test report only allows to be revised within the retention period unless further standard or the requirement was noticed.

Vertical:

Peak scan

Level (dBµV/m)

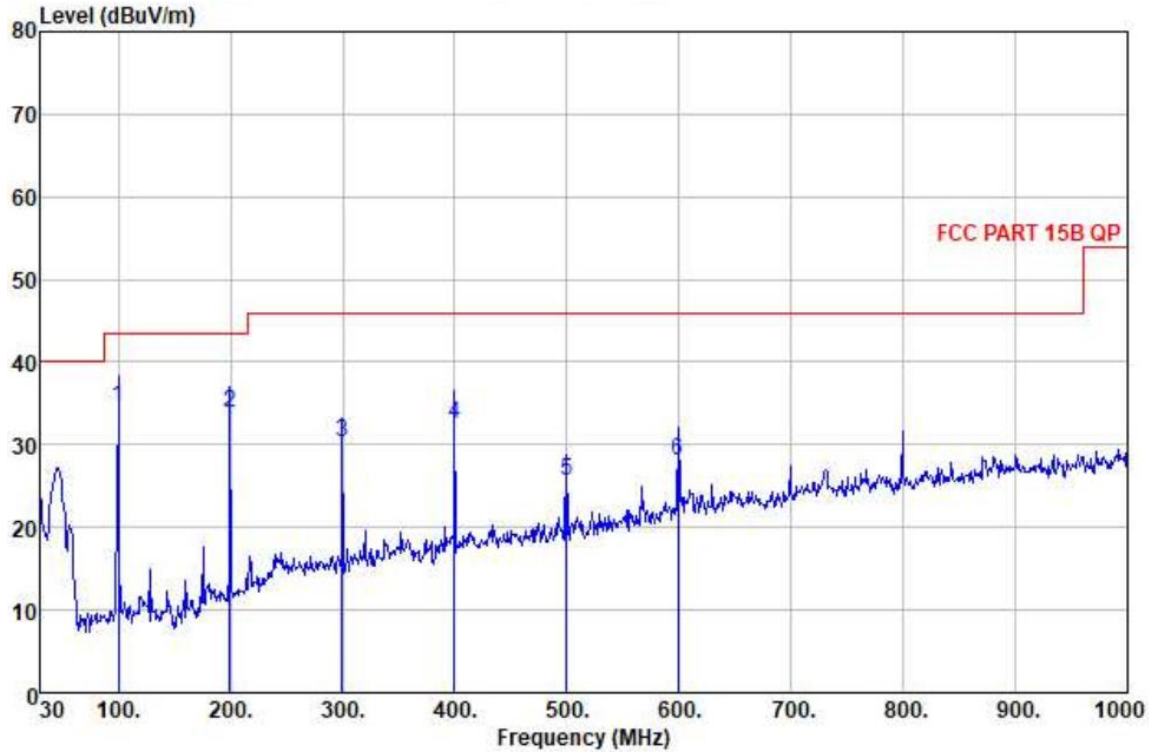

Quasi-peak measurement

No.	Freq MHz	Read Level dBuV	Antenna Factor dB	Cable Loss dB	Preamp Factor dB	Level dBuV/m	Limit Line dBuV/m	Over Limit dB	Pol/Phase	Remark
1	99.840	49.65	12.40	1.17	28.79	34.43	43.50	-9.07	VERTICAL	QP
2	199.750	46.38	13.70	1.70	27.89	33.89	43.50	-9.61	VERTICAL	QP
3	299.660	38.42	17.30	2.12	27.60	30.24	46.00	-15.76	VERTICAL	QP
4	399.570	38.69	19.59	2.45	28.20	32.53	46.00	-13.47	VERTICAL	QP
5	499.480	30.70	20.99	2.78	28.79	25.68	46.00	-20.32	VERTICAL	QP
6	599.390	30.25	22.89	3.06	28.21	27.99	46.00	-18.01	VERTICAL	QP

Level=Read Level + Antenna Factor + Cable Loss - Preamp Factor

This report is for the exclusive use of ITL's client and is provided pursuant to the agreement between ITL assumes no liability to any party, other than to the Client in accordance with the agreement, for any loss, expense or damage occasioned by the use of this report. Only the Client is authorized to permit copying or distribution of this report and then only in its entirety. Any use of the ITL name or one of its marks for the sale or advertisement of the tested material, product or service must first be approved in writing by ITL. The observations and test results in this report are relevant only to the sample tested. This report by itself does not imply that the material, product, or service is or has ever been under an ITL certification program. The test report only allows to be revised within the retention period unless further standard or the requirement was noticed.

Battery powered

Horizontal:

Peak scan

Level (dBμV/m)

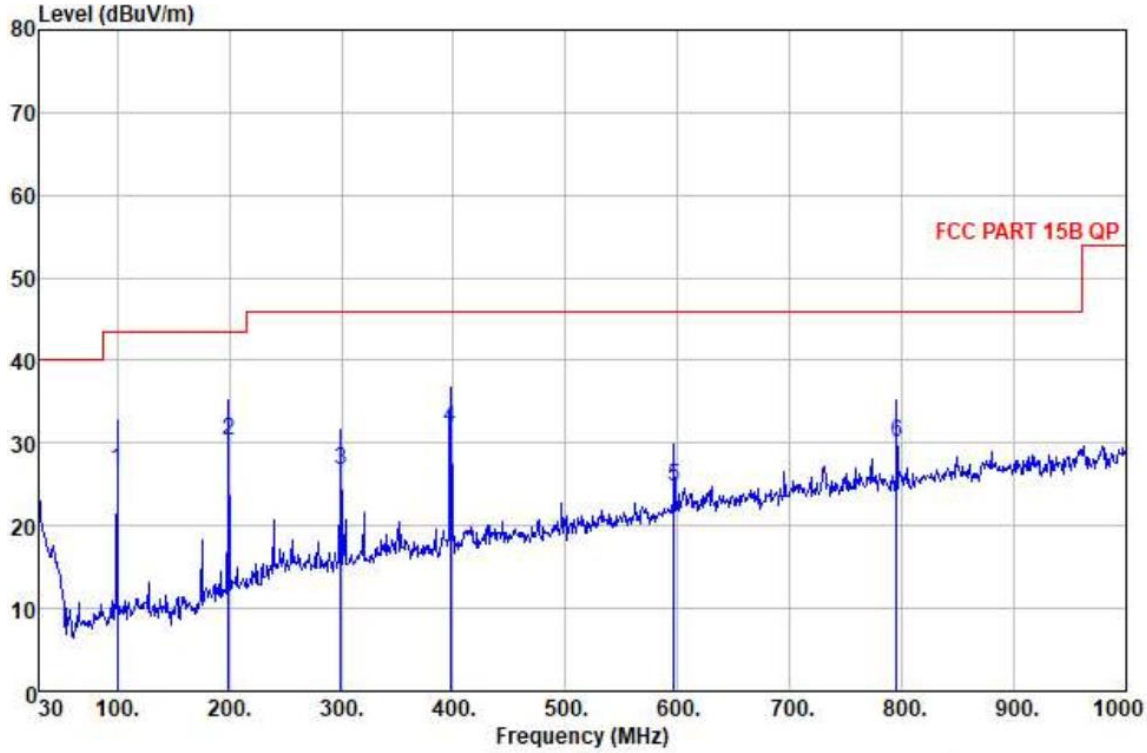

Quasi-peak measurement

No.	Freq MHz	Read Level dBuV	Antenna Factor dB	Cable Loss dB	Preamp Factor dB	Level dBuV/m	Limit Line dBuV/m	Over Limit dB	Pol/Phase	Remark
1	99.840	42.02	12.40	1.17	28.79	26.80	43.50	-16.70	HORIZONTAL	QP
2	199.750	42.75	13.70	1.70	27.89	30.26	43.50	-13.24	HORIZONTAL	QP
3	299.660	34.92	17.30	2.12	27.60	26.74	46.00	-19.26	HORIZONTAL	QP
4	397.630	38.03	19.55	2.44	28.22	31.80	46.00	-14.20	HORIZONTAL	QP
5	596.480	27.15	22.83	3.05	28.27	24.76	46.00	-21.24	HORIZONTAL	QP
6	795.330	29.49	24.76	3.55	27.64	30.16	46.00	-15.84	HORIZONTAL	QP

Level=Read Level + Antenna Factor + Cable Loss - Preamp Factor

This report is for the exclusive use of ITL's client and is provided pursuant to the agreement between ITL assumes no liability to any party, other than to the Client in accordance with the agreement, for any loss, expense or damage occasioned by the use of this report. Only the Client is authorized to permit copying or distribution of this report and then only in its entirety. Any use of the ITL name or one of its marks for the sale or advertisement of the tested material, product or service must first be approved in writing by ITL. The observations and test results in this report are relevant only to the sample tested. This report by itself does not imply that the material, product, or service is or has ever been under an ITL certification program. The test report only allows to be revised within the retention period unless further standard or the requirement was noticed.

Vertical:

Peak scan

Level (dBµV/m)

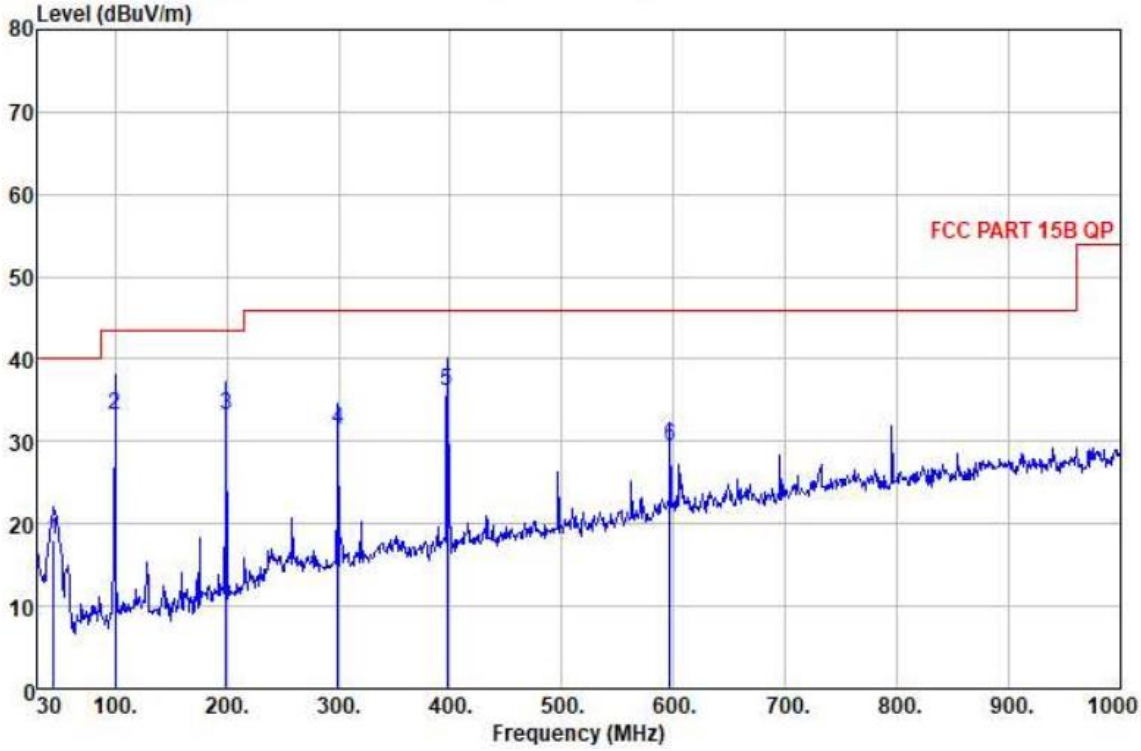

Quasi-peak measurement

No.	Freq MHz	Read Level dBuV	Antenna Factor dB	Cable Loss dB	Preamp Factor dB	Level dBuV/m	Limit Line dBuV/m	Over Limit dB	Pol/Phase	Remark
1	45.520	30.71	15.00	0.77	28.51	17.97	40.00	-22.03	VERTICAL	QP
2	99.840	48.37	12.40	1.17	28.79	33.15	43.50	-10.35	VERTICAL	QP
3	199.750	45.64	13.70	1.70	27.89	33.15	43.50	-10.35	VERTICAL	QP
4	299.660	39.64	17.30	2.12	27.60	31.46	46.00	-14.54	VERTICAL	QP
5	397.630	42.31	19.55	2.44	28.22	36.08	46.00	-9.92	VERTICAL	QP
6	596.480	31.72	22.83	3.05	28.27	29.33	46.00	-16.67	VERTICAL	QP

Level=Read Level + Antenna Factor + Cable Loss - Preamp Factor

This report is for the exclusive use of ITL's client and is provided pursuant to the agreement between ITL assumes no liability to any party, other than to the Client in accordance with the agreement, for any loss, expense or damage occasioned by the use of this report. Only the Client is authorized to permit copying or distribution of this report and then only in its entirety. Any use of the ITL name or one of its marks for the sale or advertisement of the tested material, product or service must first be approved in writing by ITL. The observations and test results in this report are relevant only to the sample tested. This report by itself does not imply that the material, product, or service is or has ever been under an ITL certification program. The test report only allows to be revised within the retention period unless further standard or the requirement was noticed.

Section 3 Photographs

3.1 Conducted Emissions Mains Terminals Test Setup

3.2 Radiated Emissions, 30MHz to 1GHz Test Setup



This report is for the exclusive use of ITL's client and is provided pursuant to the agreement between ITL assumes no liability to any party, other than to the Client in accordance with the agreement, for any loss, expense or damage occasioned by the use of this report. Only the Client is authorized to permit copying or distribution of this report and then only in its entirety. Any use of the ITL name or one of its marks for the sale or advertisement of the tested material, product or service must first be approved in writing by ITL. The observations and test results in this report are relevant only to the sample tested. This report by itself does not imply that the material, product, or service is or has ever been under an ITL certification program. The test report only allows to be revised within the retention period unless further standard or the requirement was noticed.

3.3 EUT Constructional Details

This report is for the exclusive use of ITL's client and is provided pursuant to the agreement between ITL assumes no liability to any party, other than to the Client in accordance with the agreement, for any loss, expense or damage occasioned by the use of this report. Only the Client is authorized to permit copying or distribution of this report and then only in its entirety. Any use of the ITL name or one of its marks for the sale or advertisement of the tested material, product or service must first be approved in writing by ITL. The observations and test results in this report are relevant only to the sample tested. This report by itself does not imply that the material, product, or service is or has ever been under an ITL certification program. The test report only allows to be revised within the retention period unless further standard or the requirement was noticed.



This report is for the exclusive use of ITL's client and is provided pursuant to the agreement between ITL assumes no liability to any party, other than to the Client in accordance with the agreement, for any loss, expense or damage occasioned by the use of this report. Only the Client is authorized to permit copying or distribution of this report and then only in its entirety. Any use of the ITL name or one of its marks for the sale or advertisement of the tested material, product or service must first be approved in writing by ITL. The observations and test results in this report are relevant only to the sample tested. This report by itself does not imply that the material, product, or service is or has ever been under an ITL certification program. The test report only allows to be revised within the retention period unless further standard or the requirement was noticed.





This report is for the exclusive use of ITL's client and is provided pursuant to the agreement between ITL assumes no liability to any party, other than to the Client in accordance with the agreement, for any loss, expense or damage occasioned by the use of this report. Only the Client is authorized to permit copying or distribution of this report and then only in its entirety. Any use of the ITL name or one of its marks for the sale or advertisement of the tested material, product or service must first be approved in writing by ITL. The observations and test results in this report are relevant only to the sample tested. This report by itself does not imply that the material, product, or service is or has ever been under an ITL certification program. The test report only allows to be revised within the retention period unless further standard or the requirement was noticed.



END OF THE TEST REPORT

This report is for the exclusive use of ITL's client and is provided pursuant to the agreement between ITL assumes no liability to any party, other than to the Client in accordance with the agreement, for any loss, expense or damage occasioned by the use of this report. Only the Client is authorized to permit copying or distribution of this report and then only in its entirety. Any use of the ITL name or one of its marks for the sale or advertisement of the tested material, product or service must first be approved in writing by ITL. The observations and test results in this report are relevant only to the sample tested. This report by itself does not imply that the material, product, or service is or has ever been under an ITL certification program. The test report only allows to be revised within the retention period unless further standard or the requirement was noticed.