Appendix B

Report No.:	CISRR23121804602
FCC ID:	2BD7G-JNE-23
Product Name:	TWS Bluetooth earphones
Model No.:	JNE-23
Test Engineer:	Lucas Huang
Supervised by:	Rory Huang

1) Conducted Peak Output Power

Test Result

Mode	Channel	Peak Output Power (dBm)	Peak Output Power (mW)	Limit (dBm)	Result
LE	0	-1.827	0.66	30	PASS
	19	-1.577	0.7	30	PASS
	39	-2.141	0.61	30	PASS

2) 99% Bandwidth

Test Result

Mode	Channel	99% BW (MHz)
LE	0	1.0330
LE	19	1.0330
LE	39	1.0330

Test Graphs

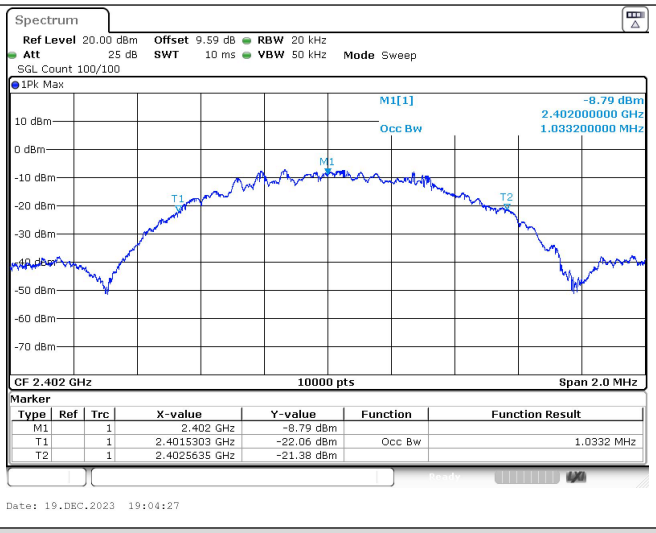

LE_Channel 0

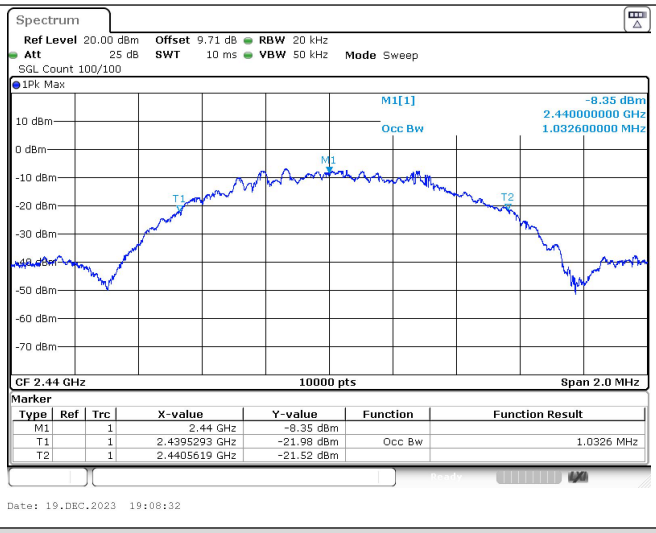

LE_Channel 19

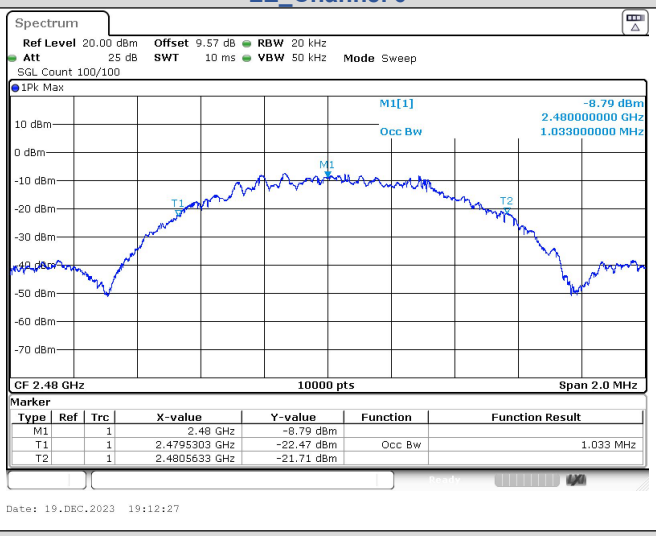

LE_Channel 39

Void

3) 6dB Bandwidth

Test Result

Mode	Channel	Center Frequency (MHz)	6 dB Bandwidth (MHz)	Limit (MHz)	Result
LE	0	2402	0.6600	0.5	PASS
	19	2440	0.6600		PASS
	39	2480	0.6600		PASS

Test Graphs

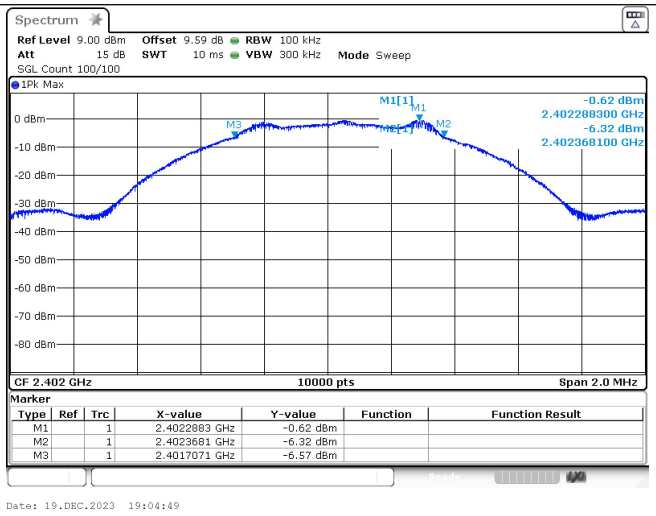

LE_Channel 0

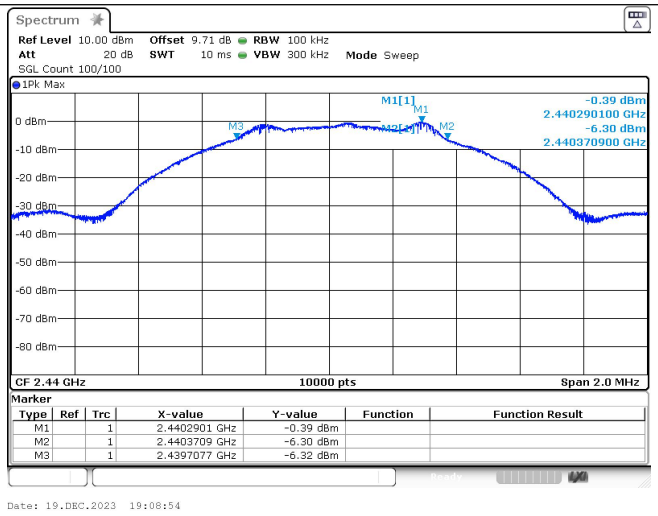

LE_Channel 19

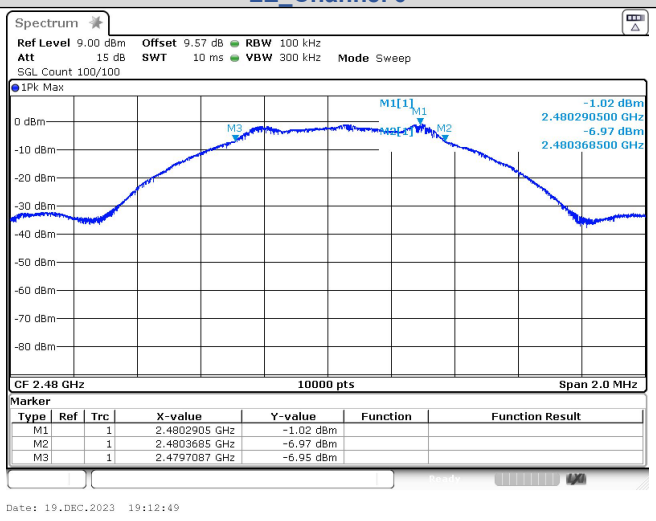

LE_Channel 39

Void

4) Conducted Out Of Band Emission

Test Result

Mode	Channel	OOB Emission Frequency (MHz)	OOB Emission Level (dBm)	Limit (dBm)	Over Limit (dB)	Result
LE	0	2400.00	-49.229	-20.71	-28.519	PASS
		2398.83	-48.033	-20.71	-27.323	PASS
		7205.10	-48.382	-20.71	-27.672	PASS
	19	9754.57	-44.343	-20.45	-23.893	PASS
	39	2483.50	-54.480	-20.98	-33.500	PASS
		9914.37	-46.932	-20.98	-25.952	PASS

Test Graphs

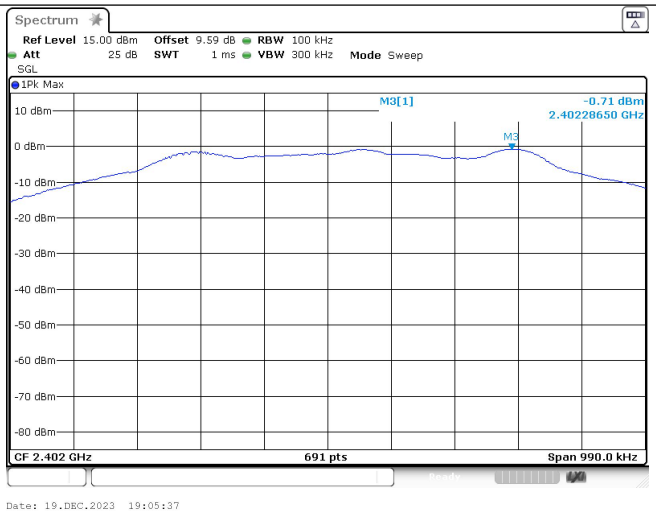

In-Band Reference Level
LE_Channel 0

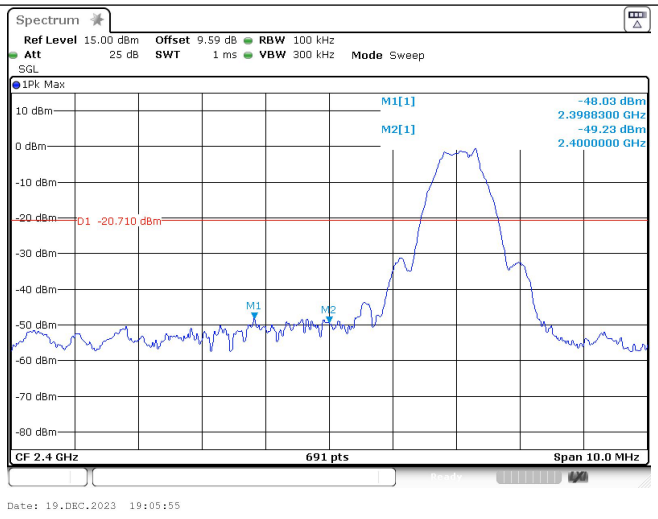

Out Of Band Emission
LE_Channel 0

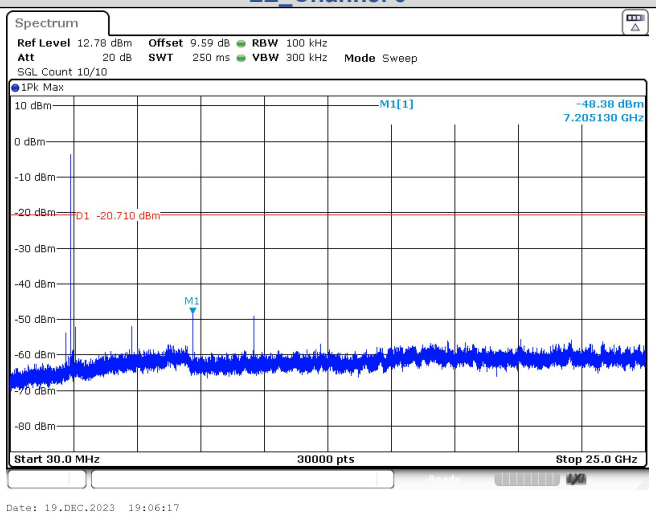

Spurious Emission
LE_Channel 0

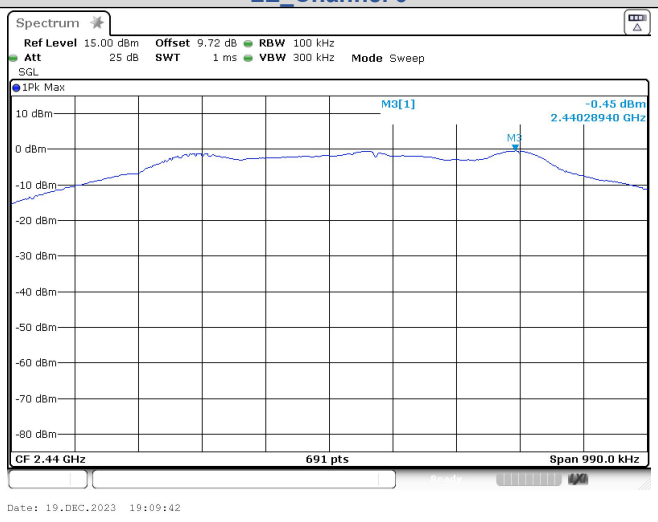

In-Band Reference Level
LE_Channel 19

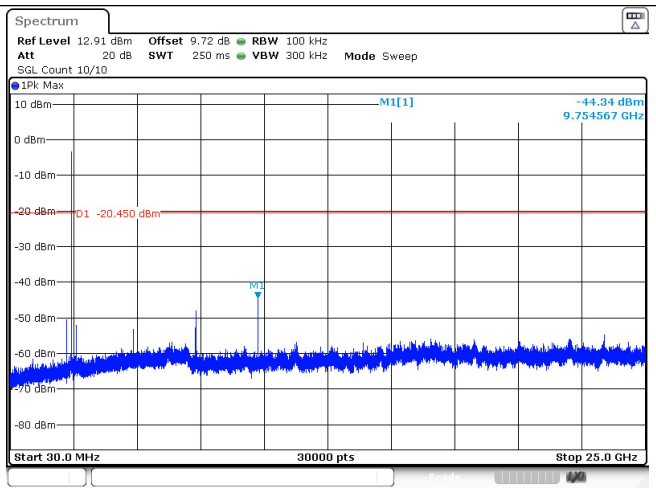

Spurious Emissions
LE_Channel 19

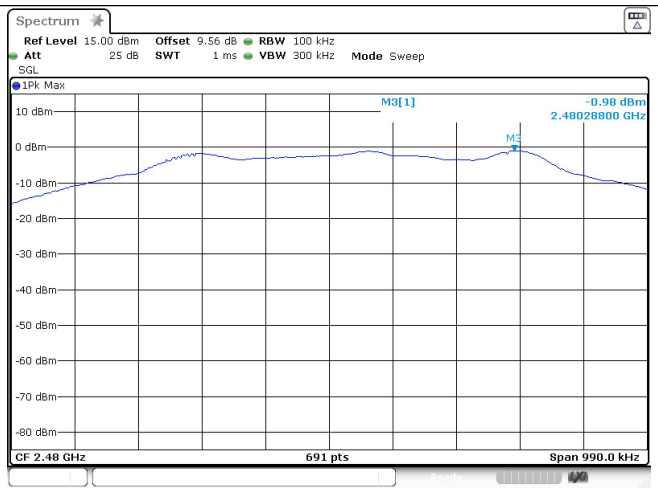

In-Band Reference Level
LE_Channel 39

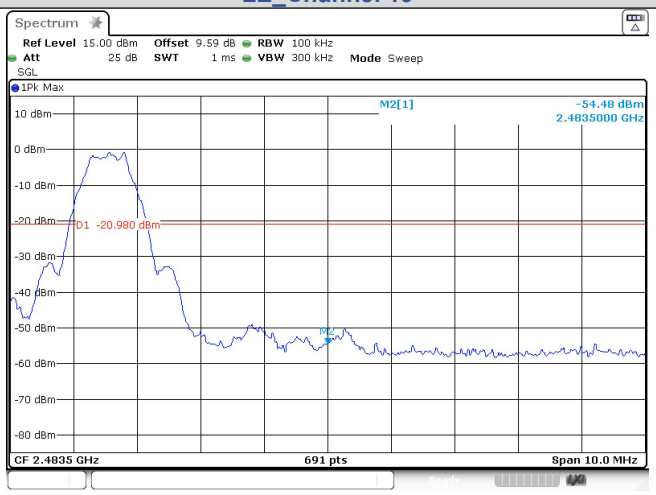

Out Of Band Emission
LE_Channel 39

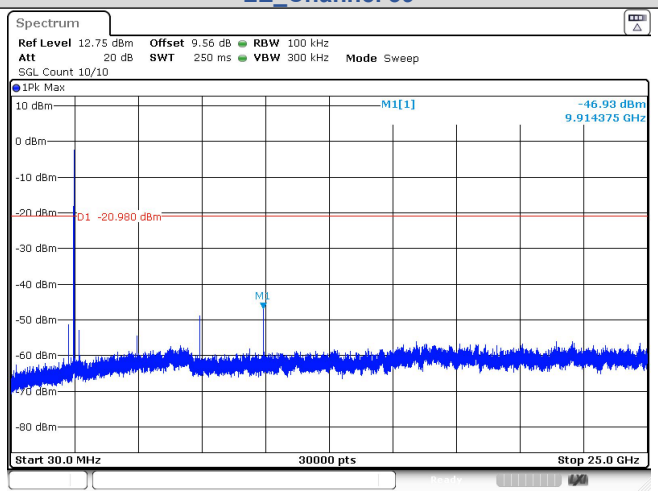

Spurious Emission
LE_Channel 39

5) Duty Cycle

Test Result

Mode	Channel	On Time (ms)	Period (ms)	Duty Cycle (%)	Duty Cycle (linear)	Duty Cycle Factor (dB)	1/T
LE	0	2.133	2.499	85.37	0.8537	0.6869	0.47
	19	2.134	2.499	85.41	0.8541	0.6849	0.47
	39	2.133	2.499	85.37	0.8537	0.6869	0.47

Test Graphs

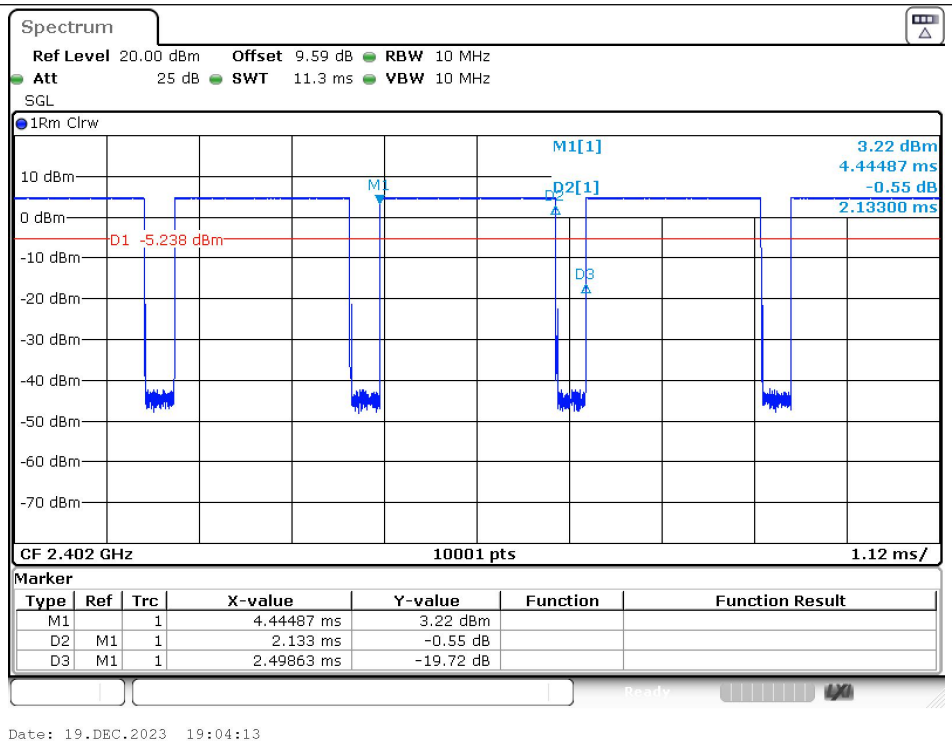

LE

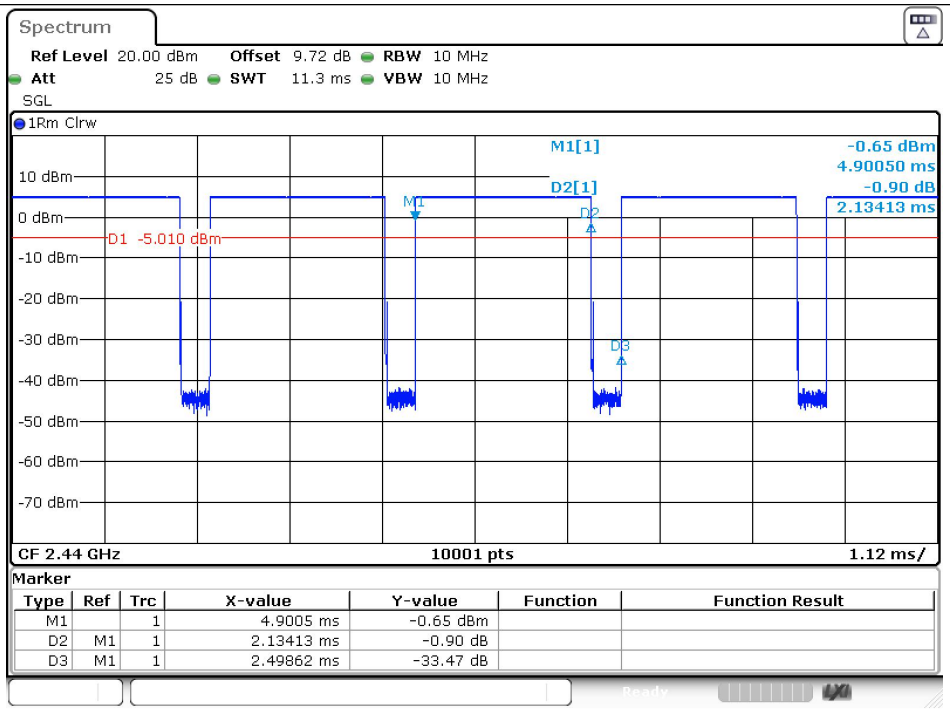

Marker

Type	Ref	Trc	X-value	Y-value	Function	Function Result
M1		1	4.9005 ms	-0.65 dBm		
D2	M1	1	2.13413 ms	-0.90 dB		
D3	M1	1	2.49862 ms	-33.47 dB		

Date: 19.DEC.2023 19:08:19

LE

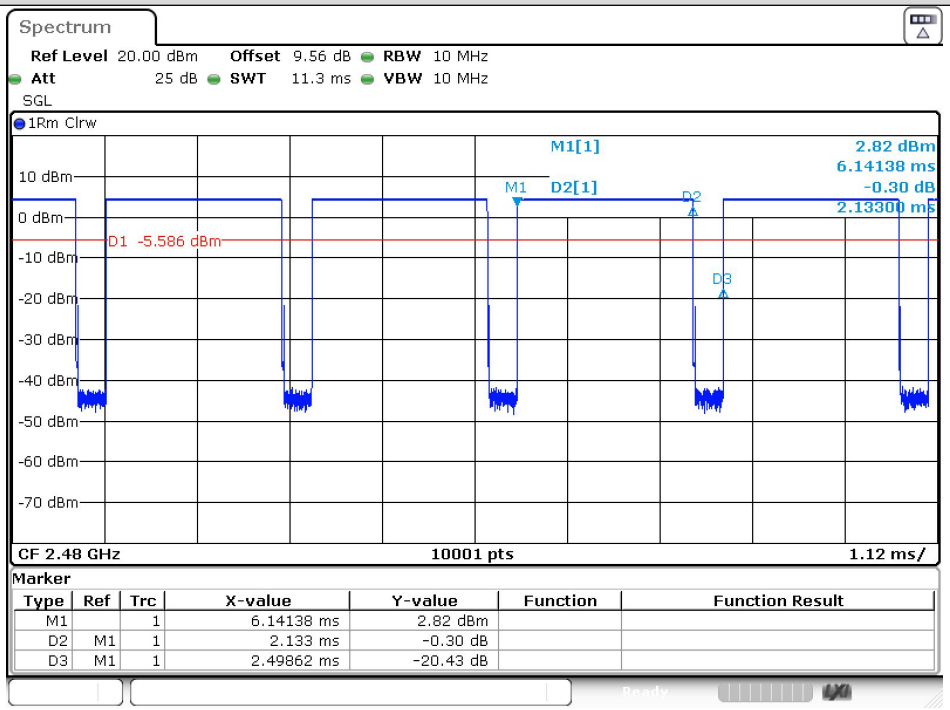

Marker

Type	Ref	Trc	X-value	Y-value	Function	Function Result
M1		1	6.14138 ms	2.82 dBm		
D2	M1	1	2.133 ms	-0.30 dB		
D3	M1	1	2.49862 ms	-20.43 dB		

Date: 19.DEC.2023 19:12:14

LE

6) Power Spectral Density

Test Result

Mode	Channel	PSD (dBm/3kHz)	Limit (dBm/3kHz)	Result
LE	0	-18.304	8	PASS
LE	19	-18.058	8	PASS
LE	39	-18.635	8	PASS

Test Graphs

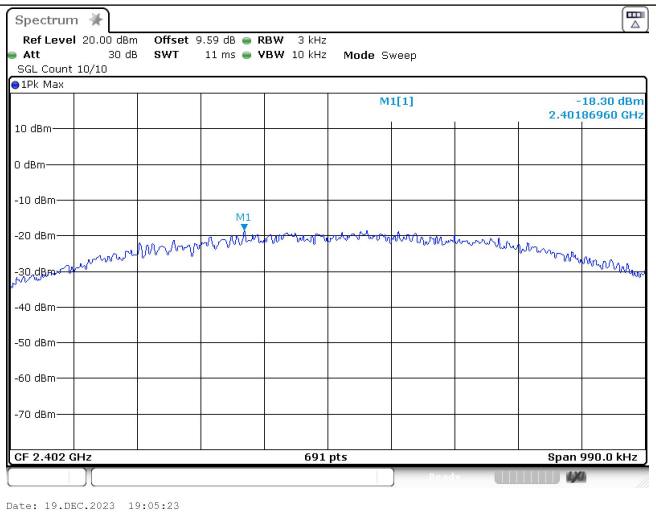

LE_Channel 0

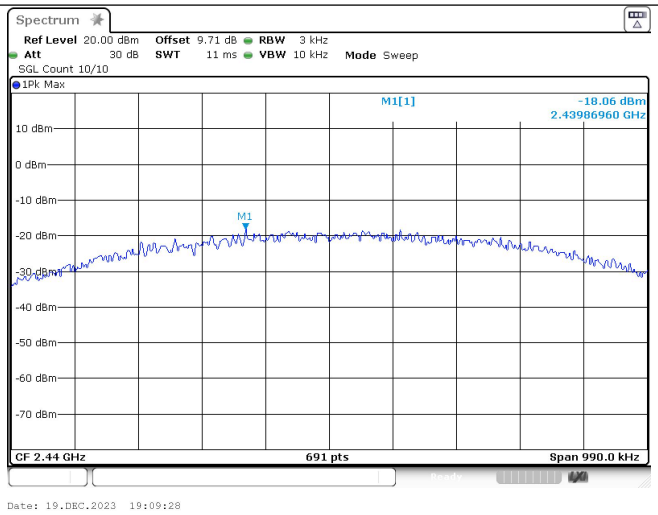

LE_Channel 19

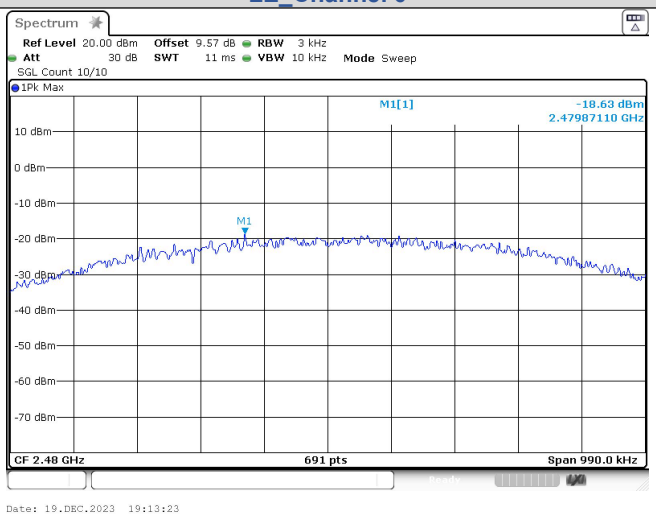

LE_Channel 39

Void