RORRY

Multi-function charger

Instruction Manual

Please read this instruction carefully before using the product and keep it properly

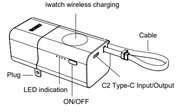

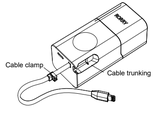

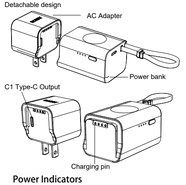

Power Indicators

- <1%-25%
- <25%-50%
- <50%-75%
- <75%-100%

Specifications

AC Adapter
Model: C802
Input: 100-240V~50/60Hz 0.8A
C1 Type-C Output:
5.0V=3.0A/9.0V=2.22A/12.0V=1.67A
(20.0W Max)

Power bank
C2 Type-C Input:
5.0V=3.0A/9.0V=2.0A/12.0V=1.5A(18.0W Max)
C2 Type-C Output:
5.0V=3.0A/9.0V=2.22A/12.0V=1.67A
Cable Output: PD 20.0W
Total Output:5.0V=3.0A
Watch wireless charging: 3.3W
Battery capacity: 5200mAh/3.8V
Rated capacity: 2900mAh (5V=2A)

Please pay attention to the AC mode and strictly forbidden to use C2 interface to input

Notes and Warnings

- ★ If this device is not used for a long time, please charge it at least every 3 months.
- ★ It might produce slight heat during charging, which is normal as long as it's below 55 C.
- ★ Always keep this device dry and do not clean it with chemical agents.
- ★ Please treat environment friendly, and recycle or rubbish this device at designated place.don't dispose it casually.
- ★ Children must use it under the guidance of adults.
- ★ Do not crash, disassemble, impale or put this device into humid conditions.
- ★ Do not use it to charge devices with incompatible current and voltage, which will cause fire or other problems.

FAQ

★ When it's not charging for this device:

- Please check the cable, charger or adapter used are working.
- If not, please choose compatible components to charge it.

★ When it's charging for the phone

- If the Power Bank is under low power level.please recharge it.
- If the voltage of charged device is not compatible with the output voltage of the Power Bank.please check thecharging voltage of the charged device.
- If the connection between the charged device and the Power Bank is incorrect, please check whether the connection cable ,adapters are workable.
- If Internal circuit failure of Power Bank, please contact our after-sales service department.

Made in China

This device complies with part 15 of the FCC Rules. Operation is subject to the following two conditions: (1) This device may not cause harmful interference, and (2) this device must accept any interference received, including interference that may cause undesired operation.

Any Changes or modifications not expressly approved by the party responsible for compliance could void the user's authority to operate the equipment.

Note: This equipment has been tested and found to comply with the limits for a Class B digital device, pursuant to part 15 of the FCC Rules. These limits are designed to provide reasonable protection against harmful interference in a residential installation. This equipment generates uses and can radiate radio frequency energy and, if not installed and used in accordance with the instructions, may cause harmful interference to radio communications. However, there is no guarantee that interference will not occur in a particular installation. If this equipment does cause harmful interference to radio or television reception, which can be determined by turning the equipment off and on, the user is encouraged to try to correct the interference by one or more of the following measures:

-Reorient or relocate the receiving antenna.

-Increase the separation between the equipment and receiver.

-Connect the equipment into an outlet on a circuit different from that to which the receiver is connected.

-Consult the dealer or an experienced radio/TV technician for help.

-This equipment complies with FCC radiation exposure limits set forth for an uncontrolled environment. This equipment should be installed and operated with minimum distance 0cm between the radiator & your body.