正面 纸张尺寸：270*70mm

Powered by tuya Intelligence Inside

Bluetooth® 5.0

smart grip ring Model code : SI0160

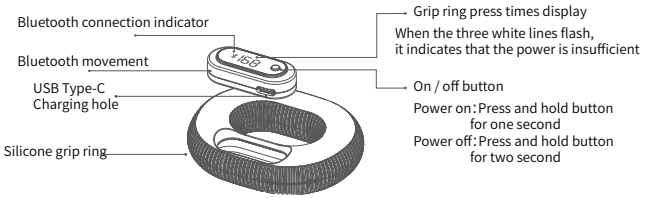

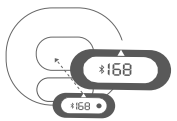

Installation method of Bluetooth movement

When installing, the small triangle logo on the Bluetooth movement faces the inner ring.

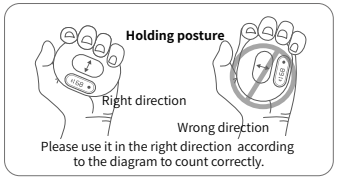

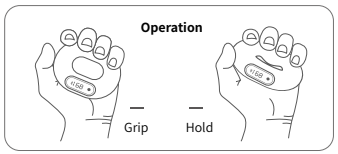

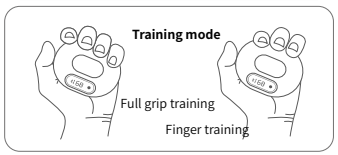

TUYA Application

IOS: Only support iPhone4 above,and update IOS to the Latest version.Scan the QR code below to download the app,oryou can search TUYA in Apple App Store,down load and update to the latest version.

Android: Only support Mobile phones with Android 6.0 and above,Magic Ul 2.0 or EMUI 8.0 and above.Scan the QR code below to download the app,or you can search TUYA in App Store,download and update to the latest version.

For Android For APP IOS

How to connect TUYA

1.Open blutooth of mobile phone.
2.Press and hold the power button of the device for 1 second to start the grip ring.
3.0pen the app and click "discover devices" in the upper right corner to add and scan devices.
4. Clickthe device need to be connected to connect with the TUYA.
5. After the connection, you can start sports or check the historical sports data of the app.

This product supports online and offline modes:
Online Mode:When the grip ring is connected to the mobile app,you can check the sports data in real time.In online mode, you need to turn on the Bluetooth of mobile phone first. Offline Mode:The equipment can be used independently,No need to connected TUYA app)The sport data is stored in the memory of the grip ring.The number of data stored in offline mode is about 40 times, recommend to connect to the mobile app after about 20 times,sports history data and mobile app will be store up auto-syn.

背面

Install TUYA App

1.Scan the QR code on the product manual / packaging material to download TUYA
2.Downlode TUYA App on the App Store.
3.After download TUYA app,register TUYA.If you already have ID,please login directly.

Specification

product name:smart grip ring
model code:SI0160
Bluetooth version：Bluetooth 5.0
Charging port：USB Type-C
Access voltage：DC 5V
Battery capacity：60mAh
Battery type：Li-On rechargeable
Size:83x69x22mm
working temperature：-20°C ~ 45°C
Working humidity：5% ~ 95%
Storage temperature：
Stora e humidit ：

harmful substance						
accessorie name	lead (Pb)	mercury (Hg)	cadmium (Cd)	Hexavalent chromium (Cr(VI))	Polybrominated biphenyl (PBB)	Polybrominated diphenyl ether (PBDE)
outer ca se	○	○	○	○	○	○
silica gel	○	○	○	○	○	○
circuit board assembly	○	○	○	○	○	○
data cable	○	○	○	○	○	○

This form is formation accordance with SJ/T 11346

○: It means that the content of the hazardous substance in all homogenates of the component is below the limit requirements of gb/t 26572

×: It means that the content of the hazardous substance in a homogeneous part of the part exceeds the limit specified in gb/t 26572

Announcements

1.Do not place the device near high-temperature places or fires, such as ovens, stoves, candles, or other places that may generate high temperatures.
2.Do not allow children or pets to eat this product or its accessories to avoid injury to their bodies, otherwise it may cause damage to the equipment.
3.The applicable working temperature of the product is -20°C to 45°C, and the product and accessories should be stored in the range of -20°C to 70°C.
4.Do not use the product in an environment where the temperature is too high or too low.
5.Please be careful not to use the product during the charging process to avoid damage to the plug.
6.Please do some warm-up exercises before exercise to help blood circulation.
7.Warm-up exercises can make the tendons more flexible and avoid injuries to joints, ligaments and muscles.
8.After exercise, you can do some stretching exercises on your hand, which can relieve muscle tension or soreness.

FCC Warning

15.19 Labeling requirements.

This device complies with part 15 of the FCC Rules. Operation is subject to the following two conditions: (1) This device may not cause harmful interference, and (2) this device must accept any interference received, including interference that may cause undesired operation.

15.21 Information to user.

Any Changes or modifications not expressly approved by the party responsible for compliance could void the user's authority to operate the equipment.

15.105 Information to the user.

Note: This equipment has been tested and found to comply with the limits for a Class B digital device, pursuant to part 15 of the FCC Rules. These limits are designed to provide reasonable protection against harmful interference in a residential installation. This equipment generates uses and can radiate radio frequency energy and, if not installed and used in accordance with the instructions, may cause harmful interference to radio communications. However, there is no guarantee that interference will not occur in a particular installation. If this equipment does cause harmful interference to radio or television reception, which can be determined by turning the equipment off and on, the user is encouraged to try to correct the interference by one or more of the following measures:

-Reorient or relocate the receiving antenna.
-Increase the separation between the equipment and receiver.
-Connect the equipment into an outlet on a circuit different from that to which the receiver is connected.
-Consult the dealer or an experienced radio/TV technician for help.

FCC RF Radiation Exposure Statement:

1.This Transmitter must not be co-located or operating in conjunction with any other antenna or transmitter.
2.This equipment complies with RF radiation exposure limits set forth for an uncontrolled environment.
This equipment should be installed and operated with minimum distance 5mm between the radiator and your body.