Specification	
Model Name	Magic Palm Wireless Stereo
Model No.	VPB-0016
Dimension	L87.4, W9.2~14, H24mm
Weight	24 grams
Bluetooth Verson	5.2
Frequency	2402-2480MHz
Modulation	GFSK, π/4 DQPSK, 8DPSK
Bluetooth Transmission Distance	Effective range 30ft (10m)
Supported Music Formats	SBC, AAC
Microphone	MEMS high-fidelity microphone
Driver Unit (Speaker)	225mm²
Rated Power	3.7V ⎓30mA
Response Frequency	300 ~ 20KHz
Power Supply	Magnetic rechargeable lithium battery DC 3.7V/0.22W Charging case 5V ⎓300mA MAX
Usage Time	30-hour standby, 4-hour for talking, 6-8 hours for playing music
Battery Performance	Fully charged in 100 minutes
Working Temperature	0~40 degrees Celsius
Voice Assistant	Apple Siri & Google Assistant
Warranty	12 months (under normal use, excluding intentional damage)
FCC ID	2BD9E-VD0101

Safty & Handling

WARNING: Prolonged use of headphones at high volume levels can lead to hearing damage and sound distortion.

Any changes or modifications not expressly approved by the party responsible for compliance could void the user's authority to operate the equipment.

This product is equipped with low-power radio-frequency equipment that has obtained inspection certification. Any alteration to the frequency, power output, design characteristics, or functionalities of the equipment without proper approval from the authorities, company, or user is strictly prohibited.

The use of this low-power radio-frequency equipment must not compromise aviation safety or disrupt legal communication channels. In case of interference, immediate cessation of use is required until the issue is resolved and it no longer causes interference.

Lawful communication refers to wireless radio communication conducted in accordance with the regulations outlined in the Telecommunications Management Act.

The low-power radio-frequency equipment is designed to endure interference from lawful communication or industrial, scientific, and medical devices emitting radio-frequency radiation.

Specifications: Please refer to the instruction manual for detailed specifications

Replacing batteries of different types may cause fire or explosion.
Please keep the batteries dry and avoid storing them in hot and humid places.
If the batteries are not used for a long time, do not leave them in the device or charging compartment to prevent leakage or liquid spills.
Do not store batteries together with common metal items to avoid short-circuit issues.
Do not attempt to disassemble, dismantle, heat, or throw batteries into fire to prevent battery fluid leakage or explosions.
Avoid dropping, impacting, or colliding with batteries.
Keep batteries out of reach of children, and if accidentally swallowed, seek medical attention promptly.
When replacing batteries, it is recommended to replace both sides simultaneously.

FCC Compliace

This device complies with Part 15 of the FCC Rules. Operation is subject to the following two conditions:

(1) this device may not cause harmful interference, and

(2) this device must accept any interference received, including interference that may cause undesired operation.

This transmitter must not be co-located or operating in conjunction with any other antenna or transmitter.

Note: This equipment has been tested and found to comply with the limits for a Class B digital device, pursuant to Part 15 of the FCC Rules. These limits are designed to provide reasonable protection against harmful interference in a residential installation. This equipment generates, uses, and can radiate radio frequency energy, and if not installed and used in accordance with the instructions, may cause harmful interference to radio communications. However, there is no guarantee that interference will not occur in a particular installation. If this equipment does cause harmful interference to radio or television reception, which can be determined by turning the equipment off and on, the user is encouraged to try to correct the interference by one or more of the following measures:

– Reorient or relocate the receiving antenna.

– Increase the separation between the equipment and receiver.

– Connect the equipment into an outlet on a circuit different from that to which the receiver is connected.

– Consult the dealer or an experienced radio/TV technician for help.

The device has been evaluated to meet general RF exposure requirement. The device can be used in portable exposure condition without restriction.

※ WARNING : To prevent possible hearing damage, do not listen at high volume levels for long periods.

VENOUS EYEWEAR CO., LTD.
1F., No. 182, Sec. 2, Chengxi St., Annan Dist.,
Tainan City 709016 , Taiwan (R.O.C.)
Customer Service Hotline：+866 6 2574066

Charging

※ Power Input: 5V ⎓ 300mA MAX
※ The charging case works with Type-C connector

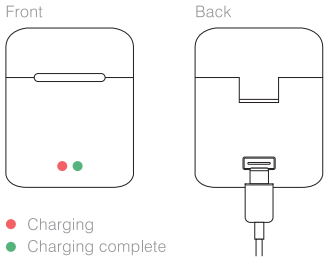

- Charging
- Charging complete

This user manual is applicable to the following products:

- Wireless Stereo ARM for eyewear
- Wireless Stereo temple for sports eyewear
- Wireless Stereo temple for sunglasses
- Charging Set

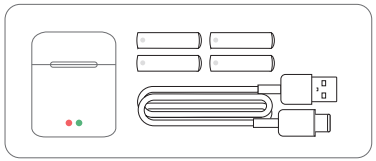

Magic Palm

Battery Installation

Place the front end of the battery (the end with the magnetic attachment) near the battery slot on the device.
Once the magnetic attracts, press down the opposite side in place.

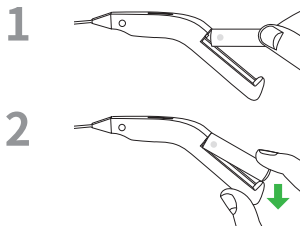

Battery Removal:

Pull the rear end of the battery upward to detach and remove the battery.

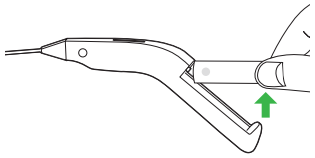

※ To avoid damaging the magnetic contacts of the device and battery, please follow mentioned guidence when handling batteries.

Pairing:

For the first-time users, select " **Magic Palm** " in your phone's Bluetooth settings for pairing. Then you'll hear "Connected" as successful pairing.

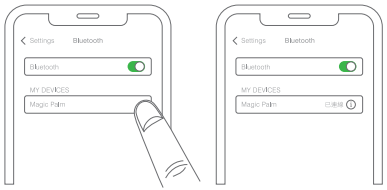

On-Ear Controls

● Short Press ▬ Short Press
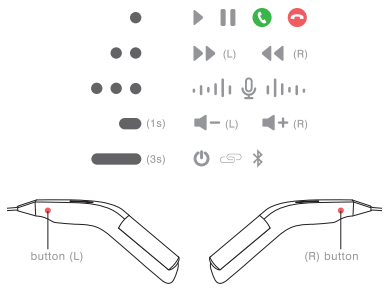
Use the button on temples to control music, calls, volume, and voice assistant.