MOBILE POWER BANK

Magnetic Wireless Power Bank



Instruction Manual

Product Introduction

Thank you for choosing our magnetic wireless power bank, please read this manual carefully and keep it safe in case of emergency.

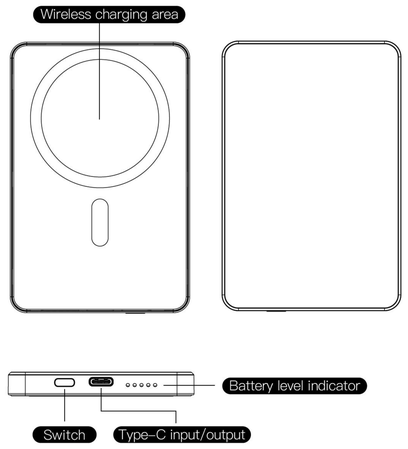

Device Charging

1. Connect the Type-C port of the power bank to the power adapter.
2. The battery indicator blinks in charging mode and lights up after it is fully charged.

⚠ For a better charging experience, please use a power adapter above 20W.

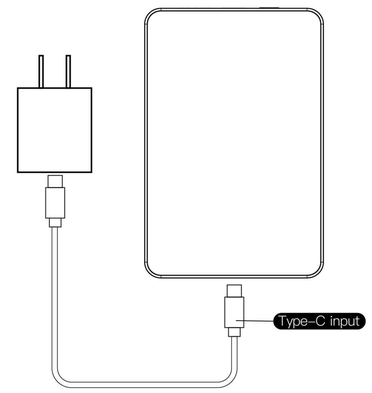

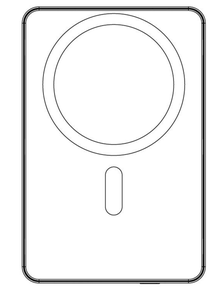

正面

Charge Your Phone Wirelessly

Put the device back in the middle of the phone, and it automatically absorbs and charges the phone.

Charge Your Phone With Cable

Use a charging cable to connect the magnetic wireless power bank to your phone.

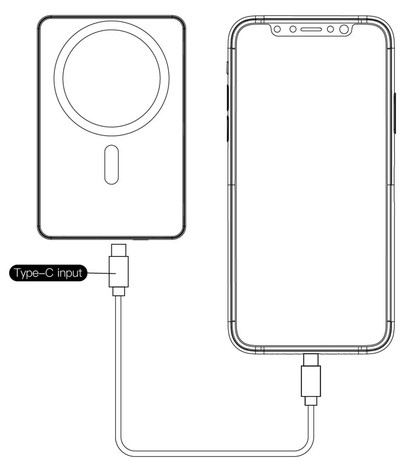

Wireless Trial Equipment

Built-in wireless charging receiver and fast wireless charging (Galaxy S9 Plus/S10/S10 Plus/Note 10/Note 10 Plus Huawei P30 Pro/Mate 30/Mate 30 Pro/P40 Pro stand charger Iphone XS Max/Xr/11/11 Pro/11 Pro Max and all support Qi devices)

⚠ Magnetic charging equipment
(Iphone 12mini/12/12Pro/12Pro Max)
(Iphone 13mini/13/13Pro/13Pro Max)
(Iphone 14/14Plus/14Pro/14Pro Max)
(Iphone 15/15Plus/15Pro/15Pro Max)

Specification

Model：C007
Capacity: 5000mAh/3.85V/19.25Wh
Rated capacity: 3000mAh(5V-2A)
Type-C input: 9V2A,12V1.5A
Type-C output: 9V2A,12V1.5A
Wireless output: 5W, 7.5W,10W,15W
Wired and wireless output: 1.5A
Transmission distance: ≤3-6mm
Energy conversion rate: ≥70%
Size: 105mmx70mmx8.8mm
Product weight: 122g

Standard Fittings

Magnetic wireless power bank | Type-C cable | Manual

FCC Statement

This equipment has been tested and found to comply with the limits for a Class B digital device, pursuant to Part 15 of the FCC Rules. These limits are designed to provide reasonable protection against harmful interference in a residential installation. This equipment generates uses and can radiate radio frequency energy and, if not installed and used in accordance with theinstructions, may cause harmful interference to radio communications. However, there is no guarantee that interference will not occur in a particular installation. If this equipment does cause harmful interference to radio or television reception, which can be determined by turning the equipment off and on, the user is encouraged to try to correct the interference by one or more of the followingmeasures:
- Reorient or relocate the receiving antenna.
- Increase the separation between the equipment and receiver.
- Connect the equipment into an outlet on a circuit different from that to which the receiver isconnected.
-Consult the dealer or an experienced radio/TV technician for help.

This device complies with part 15 of the FCC Rules. Operation is subject to the following two conditions:
(1) This device may not cause harmful interference, and (2) this device must accept any interference received, including interference that may cause undesired operation. Changes or modifications not expressly approved by the party responsible for compliance could void the user's authority to operate the equipment RF warning for Mobile device:
The device has been evaluated to meet general RF exposure requirement. The device can be used in portable exposure condition without restriction.
FCC ID:2BD9K-C007

背面

成品尺寸：60*85mm
展开尺寸：240*85mm