样品承认书

Parts Approval Sheet

供应商名称： 连兴创 部品名称：
【Supplier 】STM930-JY-K8 【Parts Name】
型号： LXC1BL200202505130004 星易美料号：
【Type】 【Stellamore P/N】
制造商名称： 连兴创 规格：
【Brand】 【Spec】
送样日期： 2025 年 5 月 资料版本：
【Send out Date】 【Version】
承认日期： 2025.05.13 样品数量：
【Approve Date】 【Sample Qty】

供应商 Supplier		星易美 Customer	
审核 Approved By	制作 Prepared By	承认 Confirmed By	审核 Approved By
肖国香	唐红交		

注：供应商处需盖供应商公章或品质章

深圳市连兴创电子科技有限公司

8Project:		Author:Wang	LXC1BL200202505130004 天线
Date: 2025-05-13			
TEST:	Language:	Check: Zhong	
A	English		

地址：深圳市龙华区大浪街道华芳路 12 号金瑞华工业园 C 栋 4 楼
电话：0755-29195258 传真：0755-29590286
Shenzhen Lxc Electronics Technology Co ., Ltd

Revision History

Date	Revision	Description of Changes
2025-05-13	RA	Measured with SUS301 sample.

深圳市连兴创电子科技有限公司 ..... 1.

PROJECT 2

ANTENNA COMPONENTST 3

1 TECHNICAL SUMMARY 3

2 GENERAL DESCRIPTION 3

2.1 Components/Part revisions 3

3 MECHANICAL DESCRIPTION 3

4 ELECTRICAL PERFORMANCE 3

4.1 Set-up 3
4.1.1 VSWR 3
4.1.2 Gain & Radiation Patterns 3
4.1.3 Matching Circuit Description 3

4.2 Measurement Data 3
4.2.1 Active result（GSM） 3

6 Mechanical drawing 5

7 RELIABILITY TESTS 11

7.1 Test content 11

7.2 Test results 11

8 CONCLUSION 9

地址：深圳市龙华区大浪街道华芳路 12 号金瑞华工业园 C 栋 4 楼
电话：0755-29195258 传真：0755-29590286
Shenzhen Lxc Electronics Technology Co ., Ltd

1 Technical Summary

This report summarizes the electrical results of the proposed antenna to support the program. We test the antenna with the latest version handset. And it seems to be acceptable.

2 General Description

2.1 Components/Part revisions

VSWR: Voltage Standing Wave Rate.

3 Mechanical Description

4 Electrical Performance

4.1 Set-up

4.1.1 VSWR

VSWR measurements (S11) were performed using an Agilent 8753D Network Analyzer and the previously described test fixture. Coaxial chokes were used to mitigate surface currents on the outside of the cabling. The testing was performed in free space.

4.1.2 Gain & Radiation Patterns

The gain of the antenna was measured in the Lxc's anechoic chamber. Coaxial chokes on the feed cable were used to mitigate surface currents. The chamber provides less than –30 dB reflectivity from 800 MHz through 3 GHz and an 18" diameter spherical quite zone. The measurement results are calibrated using both dipole and leaky wave horn standards.

4.1.3 Matching Circuit Description

4.2 Measurement Data

4.2.1 Active result（WIFI）



200MM

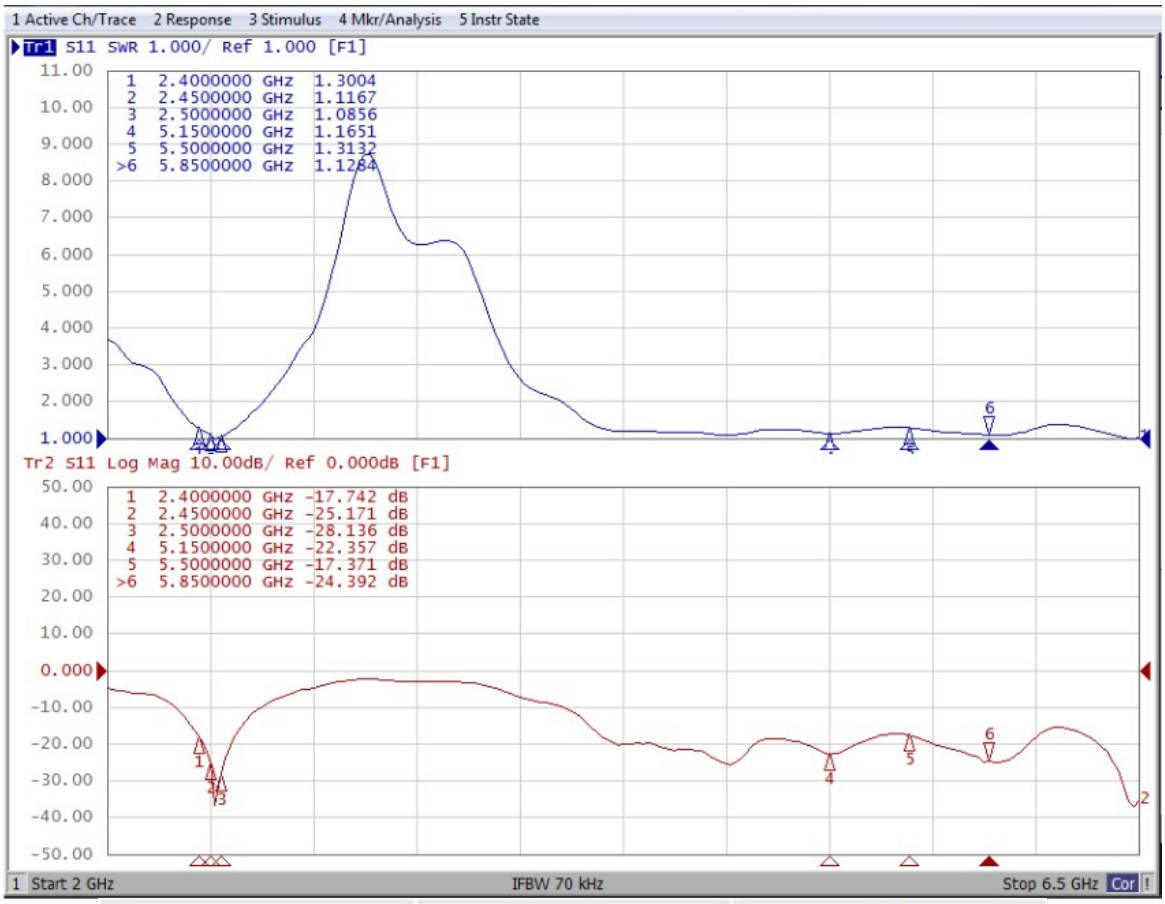

Freq	Effi	Gain
(MHz)	(%)	(dBi)
2400	52. 83	2. 94
2410	51. 57	2. 87
2420	52. 63	3. 03
2430	53. 06	3. 07
2440	56. 94	3. 33
2450	58. 78	3. 41
2460	60. 73	3. 49
2470	63. 27	3. 57
2480	62. 71	3. 42
2490	61. 92	3. 18
2500	63. 45	3. 25

8Project:		Author:Wang	**LXC1BL200202505130004 天线**
Date: 2025-05-13			
TEST:	Language:	Check: Zhong	
A	English		

地址：深圳市龙华区大浪街道华芳路 12 号金瑞华工业园 C 栋 4 楼
电话：0755-29195258 传真：0755-29590286
Shenzhen Lxc Electronics Technology Co ., Ltd

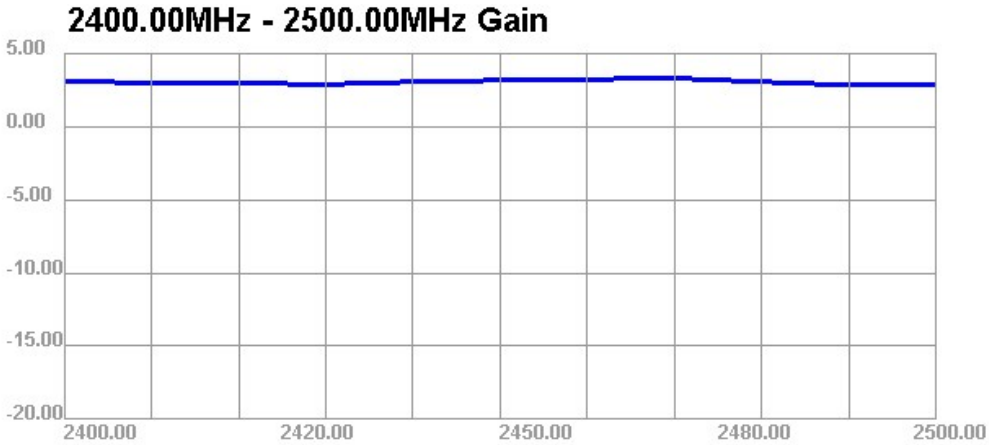

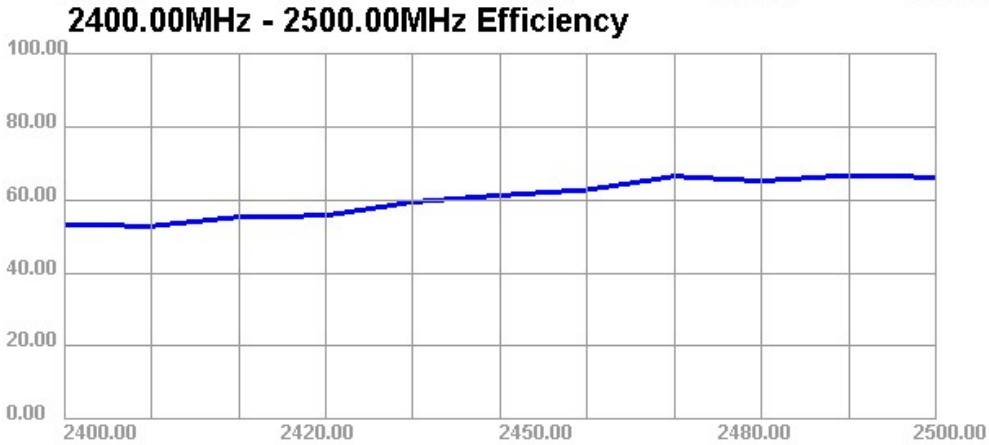

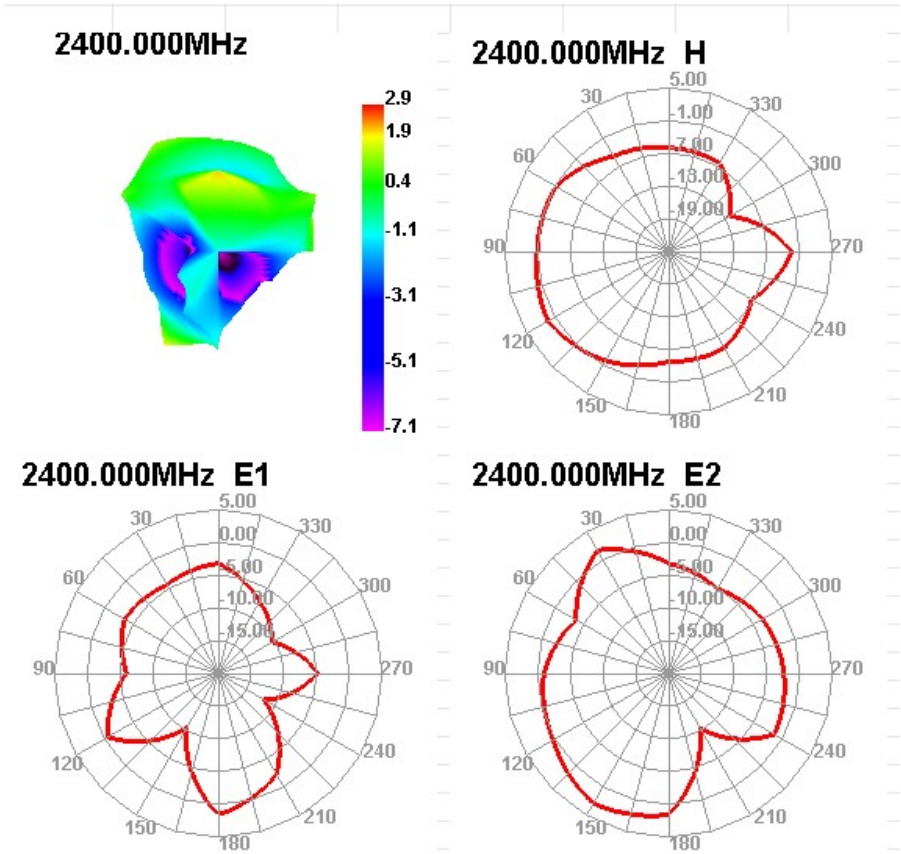

8Project:		Author:Wang	**LXC1BL200202505130004 天线**
Date: 2025-05-13			
TEST:	Language:	Check: Zhong	
A	English		

地址：深圳市龙华区大浪街道华芳路 12 号金瑞华工业园 C 栋 4 楼
电话：0755-29195258　　传真：0755-29590286
Shenzhen Lxc Electronics Technology Co ., Ltd

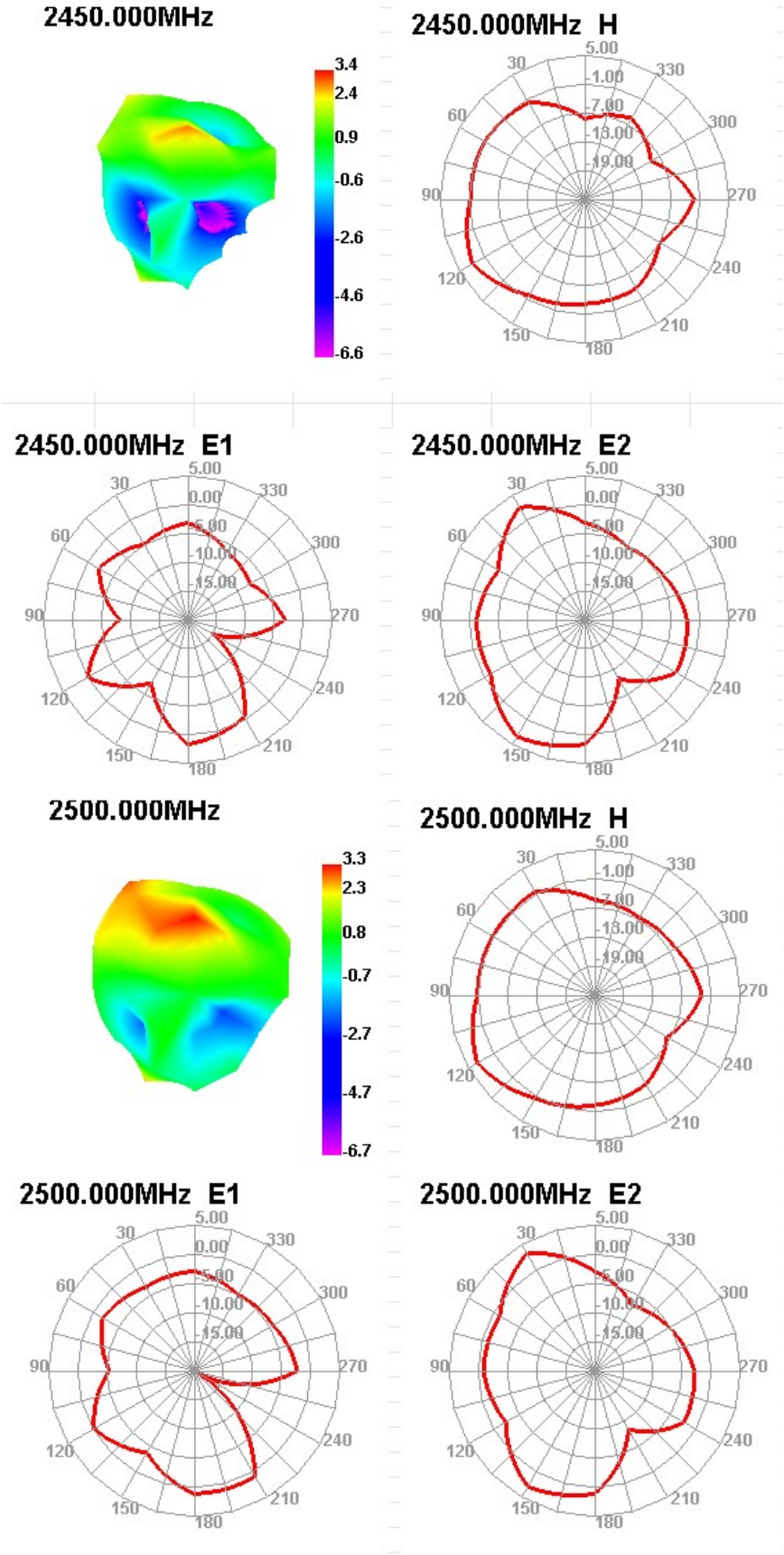

8Project:		Author:Wang	**LXC1BL200202505130004 天线**
Date: 2025-05-13			
TEST:	Language:	Check: Zhong	
A	English		

地址：深圳市龙华区大浪街道华芳路 12 号金瑞华工业园 C 栋 4 楼
电话：0755-29195258　传真：0755-29590286
Shenzhen Lxc Electronics Technology Co ., Ltd

Freq (MHz)	Effi (%)	Gain (dBi)
5150	64.16	3.9
5350	59.92	3.82
5550	69.28	4.54
5650	67.44	5.72
5850	68.67	3.98

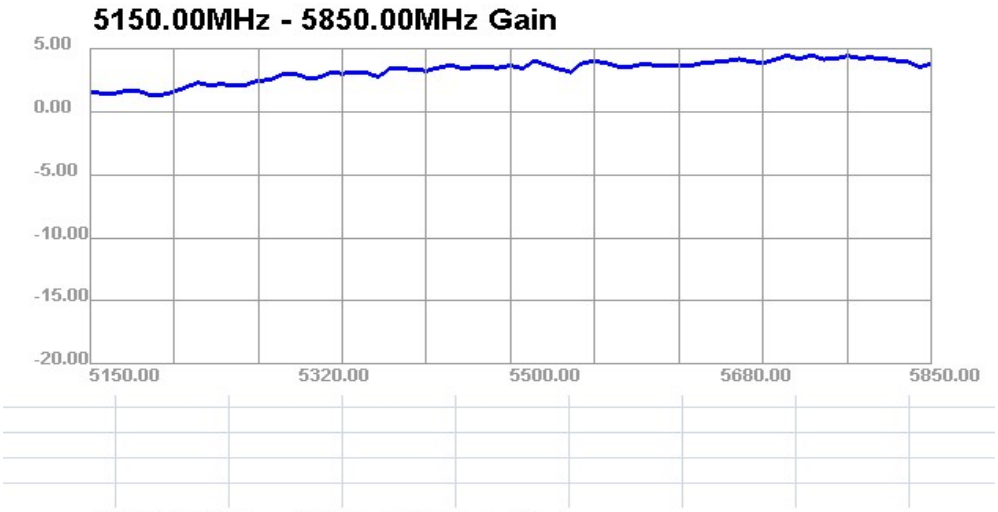

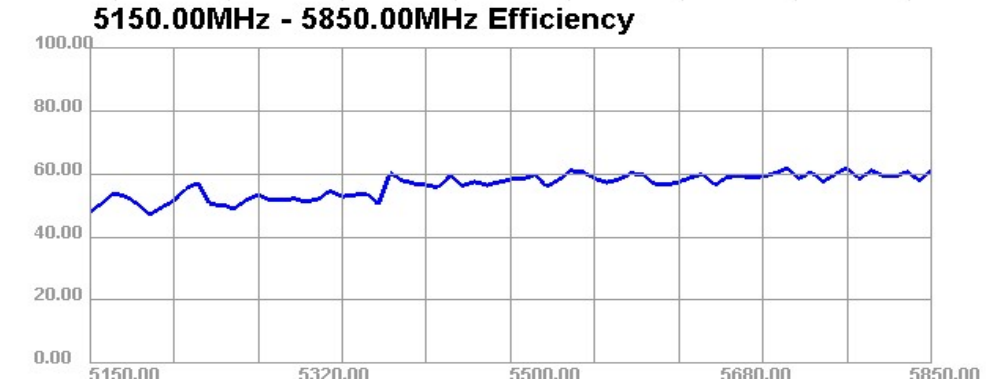

8Project:		Author:Wang	**LXC1BL200202505130004 天线**
Date: 2025-05-13			
TEST:	Language:	Check: Zhong	
A	English		

地址：深圳市龙华区大浪街道华芳路 12 号金瑞华工业园 C 栋 4 楼
电话：0755-29195258　传真：0755-29590286
Shenzhen Lxc Electronics Technology Co ., Ltd

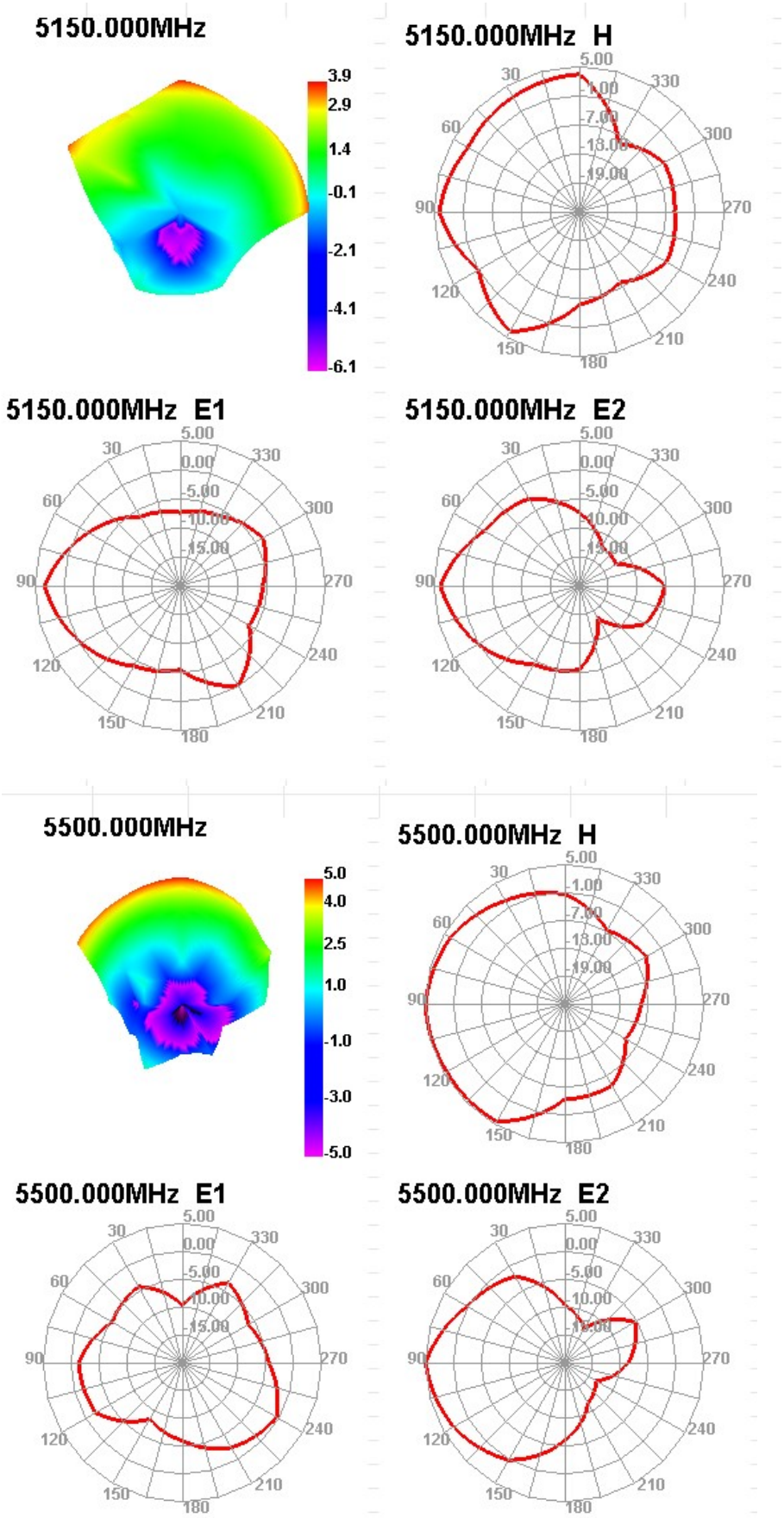

8Project:		Author:Wang	**LXC1BL200202505130004 天线**
Date: 2025-05-13			
TEST:	Language:	Check: Zhong	
A	English		

地址：深圳市龙华区大浪街道华芳路 12 号金瑞华工业园 C 栋 4 楼
电话：0755-29195258　　传真：0755-29590286
Shenzhen Lxc Electronics Technology Co ., Ltd

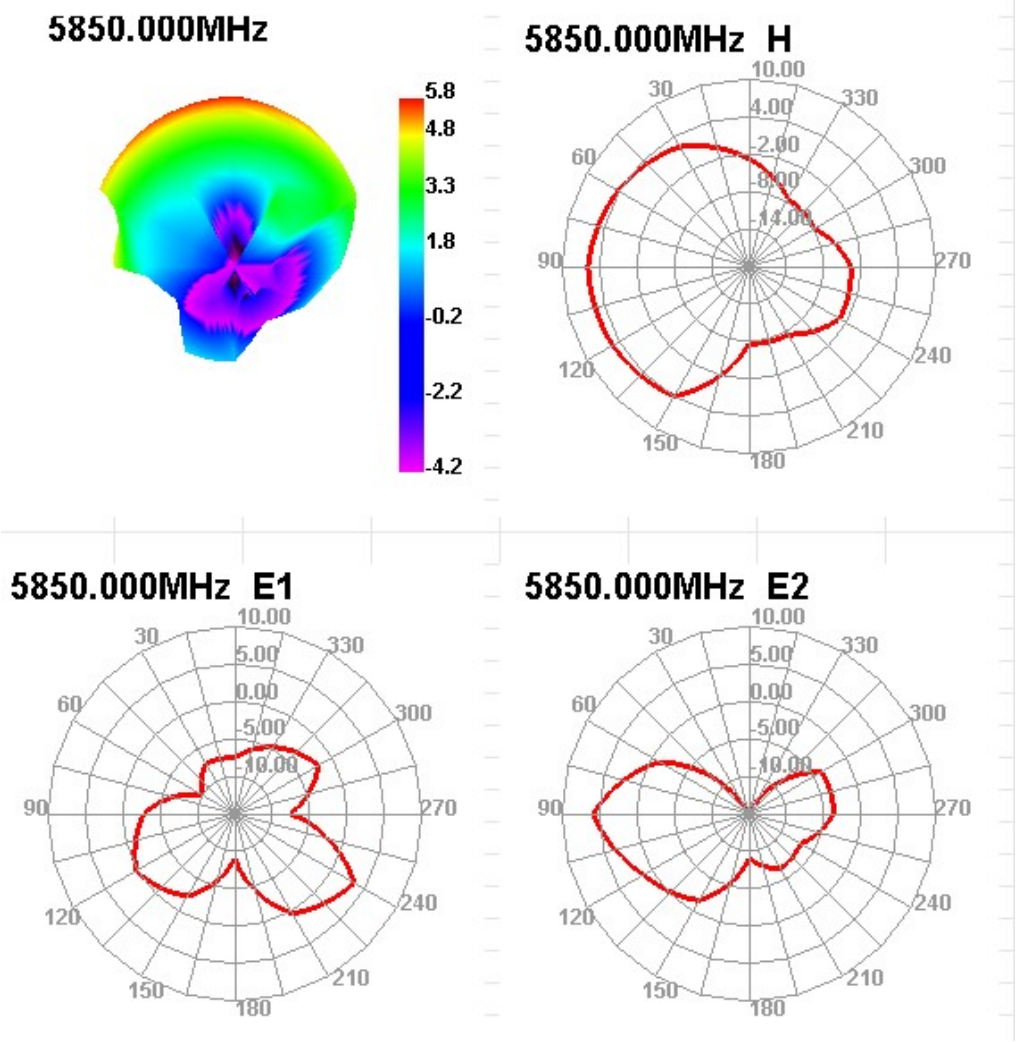

8Project:		Author:Wang	**LXC1BL200202505130004 天线**
Date: 2025-05-13			
TEST:	Language:	Check: Zhong	
A	English		

地址：深圳市龙华区大浪街道华芳路 12 号金瑞华工业园 C 栋 4 楼
电话：0755-29195258 传真：0755-29590286
Shenzhen Lxc Electronics Technology Co ., Ltd

6 Mechanical drawing

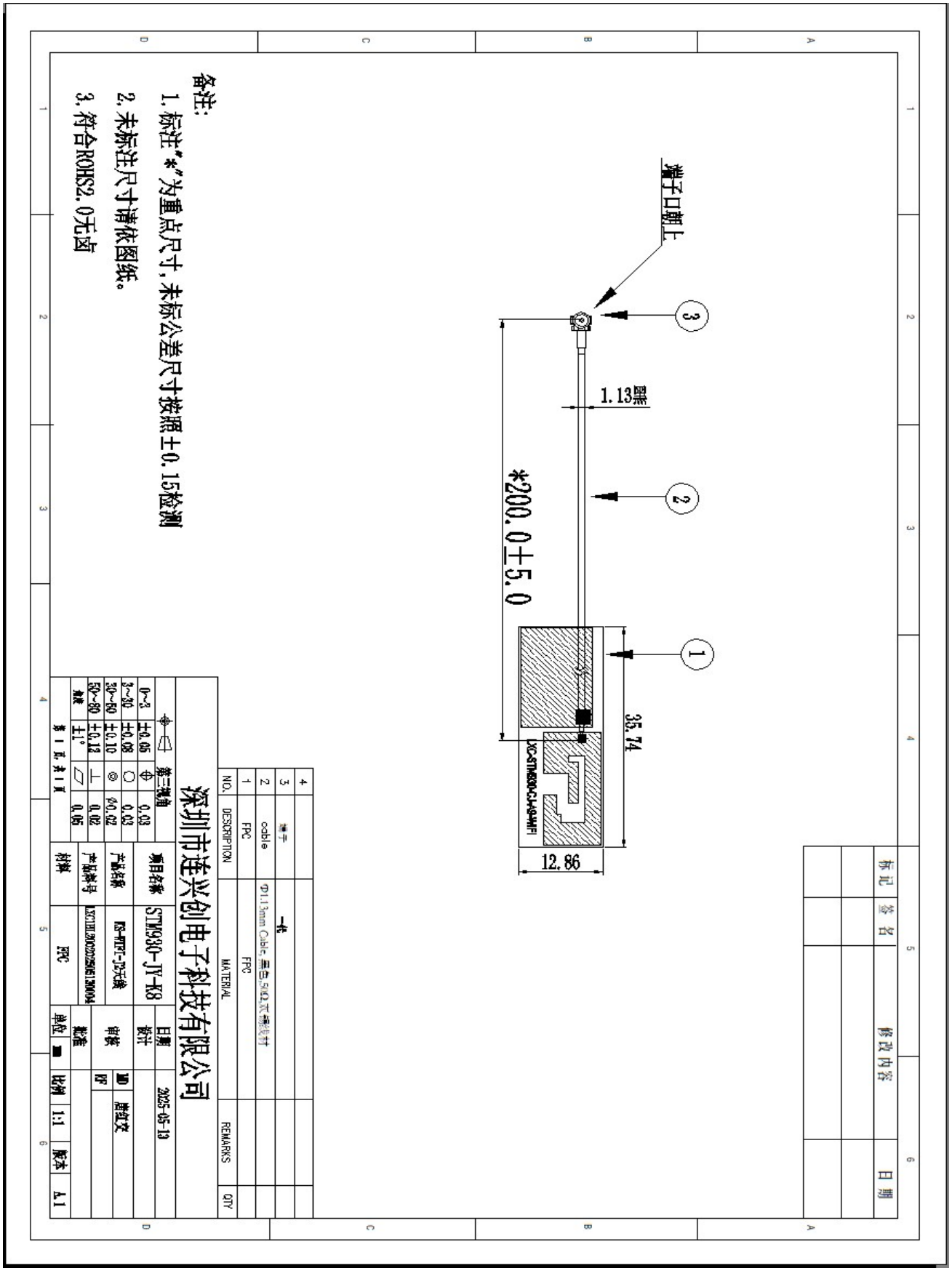

8Project:		Author:Wang	**LXC1BL200202505130004** 天线
Date: 2025-05-13			
TEST:	Language:	Check: Zhong	
A	English		

地址：深圳市龙华区大浪街道华芳路 12 号金瑞华工业园 C 栋 4 楼
电话：0755-29195258　　传真：0755-29590286
Shenzhen Lxc Electronics Technology Co ., Ltd

7 Reliability tests

7.1 Test content

No	试验项目	试验方法	判定基准
1	盐水喷雾试验	把盐浓度 5%的溶液喷雾 48HR	不能有变色，歪（变形）脱落等的缺点 腐蚀面积不能过大

7.2 Test results

NO	样品数	试验期间	实验结果	备注
1	50	24 小时	**OK**	技术等级为 9 级 腐蚀<0.4mm
2	50	48 小时	**OK**	技术等级为 9 级 腐蚀<0.4mm

8Conclusion

From the above test results, we can know the electrical performance of the antenna is seems good.

Shenzhen Lxc Electronics Technology Co ., Ltd ,look forward to your confirmation, thank you for your cooperation！