ANTENNA SPECIFICATION

V1.0

CUSTOMER NAME: shenzhen jiubei Technology Co.,LTD

2302, Gangxinda Henggang Building, No.5008 Longgang Avenue, Songbai Community, Henggang Street, Longgang District, Shenzhen

PRODUCT NAME: 2.4G Antenna

CUSTOMER P /N: ANT-01

Contents

一、----------Specification

二、---------- Size drawing

三、----------Test Report

一、Specification

主要技术参数		Main technical parameter	
频率范围(MHz)	2400-2500	Frequency Range(MHz)	2400-2500
阻抗(ohm)	50	Impedance(ohm)	50
增益(dBi)	2.29	Gain(dBi)	2.29
极性	水平和垂直	Polarization	Horizontal and Vertical
方向性	全向性	Azimuth Beam Pattern	Omni-directional
天线类型	PCB	Antenna plate	PCB
物理性能		Physical Properties	
天线材料	FR4	Antenna cover	FR4
工作温度	-10--+80	Operating Temp	-10-- +80
保存温度	+10--+20	Storage Temp	+10--+20

二、Size drawing



三、Test Report

The Environment of Antenna Radiation Pattem

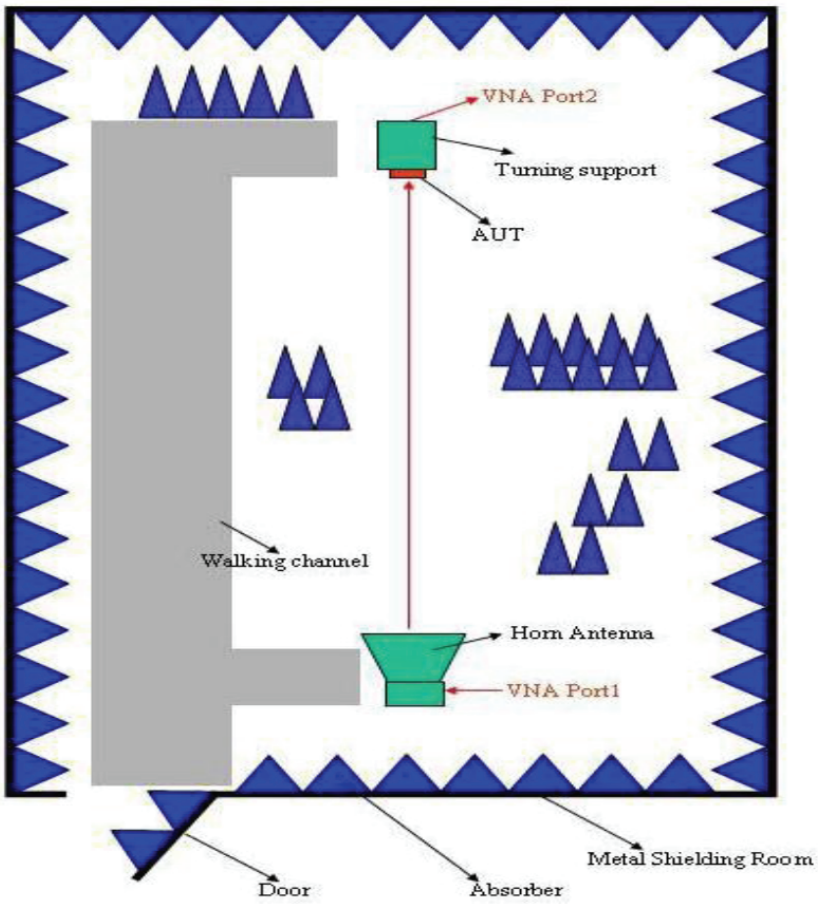

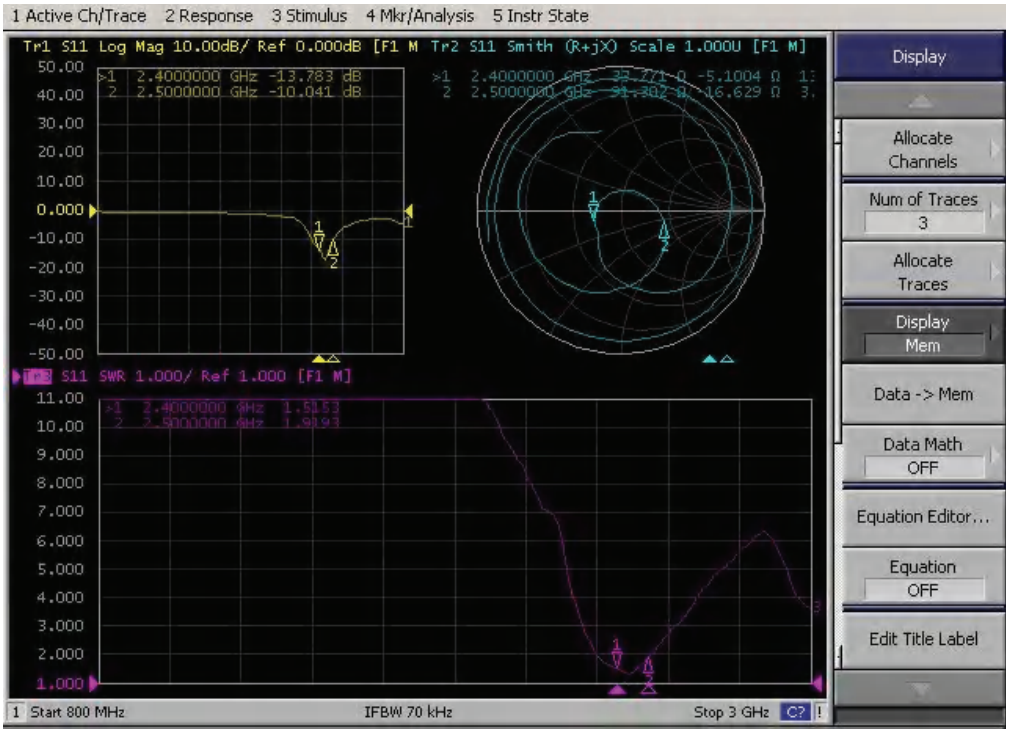
1 Active Ch/Trace 2 Response 3 Stimulus 4 Mkr/Analysis 5 Instr State
Tr1 S11 Log Mag 10.00dB/ Ref 0.000dB [F1 M Tr2 S11 Smith (R+jX) Scale 1.000U [F1 M]
>1 2.4000000 GHz -13.783 dB
2 2.5000000 GHz -10.041 dB
>1 2.4000000 GHz 32.271 Ω -5.1004 Ω
2 2.5000000 GHz 31.302 Ω -16.629 Ω
Tr3 S11 SWR 1.000/ Ref 1.000 [F1 M]
>1 2.4000000 GHz 1.5153
2 2.5000000 GHz 1.9193
1 Start 800 MHz
IFBW 70 kHz
Stop 3 GHz
Display
Allocate Channels
Num of Traces
3
Allocate Traces
Display
Mem
Data -> Mem
Data Math
OFF
Equation Editor...
Equation
OFF
Edit Title Label

Test Point ID	Freq. (MHz)	TRP (dBm)	Gain (dBi)	Directivity (dBi)	Efficiency (%)	Efficiency (dB)	Max (dBm)	Theta of Max	Phi of Max	Min (dBm)	Theta of Min	Phi of Min	AVG (dBm)	Max/Min (dB)	Max/AVG (dB)	Min/AVG (dB)
1	2400.0	2400.00	1.03	5.42	38.5%	-4.38	1.03	120	60	-95.00	0	0	-4.40	97.02	5.82	-91.50
2	2410.0	2410.00	1.31	5.70	36.4%	-4.39	1.31	120	60	-95.99	0	0	-4.26	97.30	5.57	-91.73
3	2420.0	2420.00	1.74	6.01	37.4%	-4.27	1.74	120	60	-95.00	0	0	-3.88	97.73	5.62	-92.11
4	2430.0	2430.00	2.29	6.21	40.6%	-3.92	2.29	120	60	-95.99	0	0	-3.40	98.28	5.69	-92.59
5	2440.0	2440.00	2.20	6.20	39.8%	-4.00	2.20	120	60	-95.00	0	0	-3.56	98.10	5.76	-92.43
6	2450.0	2450.00	2.04	6.04	39.8%	-4.00	2.04	120	60	-95.99	0	0	-3.59	98.03	5.63	-92.40
7	2460.0	2460.00	1.97	6.00	40.5%	-3.93	1.97	120	60	96.00	0	0	-3.64	97.96	5.61	92.46
8	2470.0	2470.00	1.64	5.55	40.7%	-3.91	1.64	120	60	-95.99	0	0	-3.74	97.63	5.39	-92.25
9	2480.0	2480.00	1.03	5.02	39.9%	-3.99	1.03	120	60	96.99	0	0	-4.20	97.02	5.23	91.79
10	2490.0	2490.00	0.84	4.97	38.6%	-4.14	0.84	120	60	-95.99	0	0	-4.43	96.83	5.27	-91.56
11	2500.0	2500.00	0.63	4.80	38.3%	-4.17	0.63	120	60	96.99	0	0	-4.64	96.62	5.17	91.46

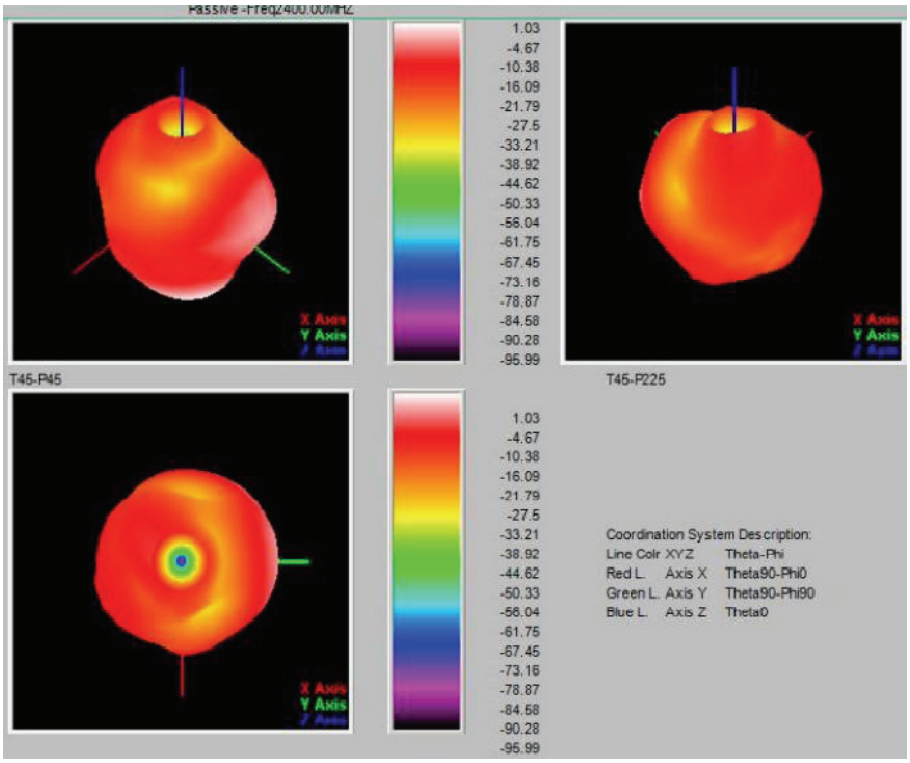

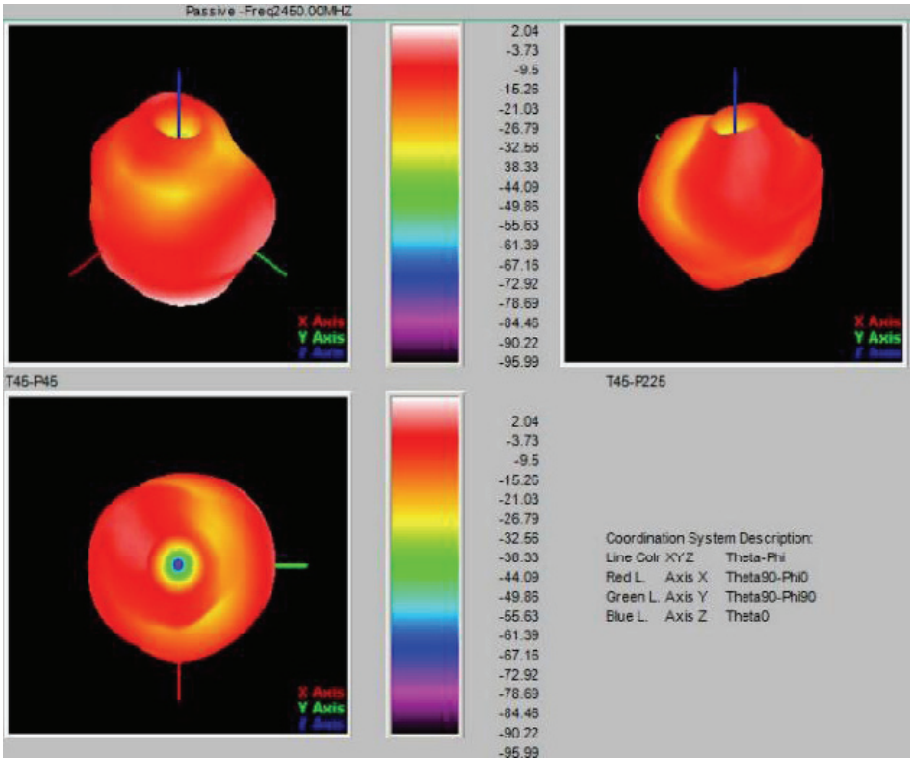

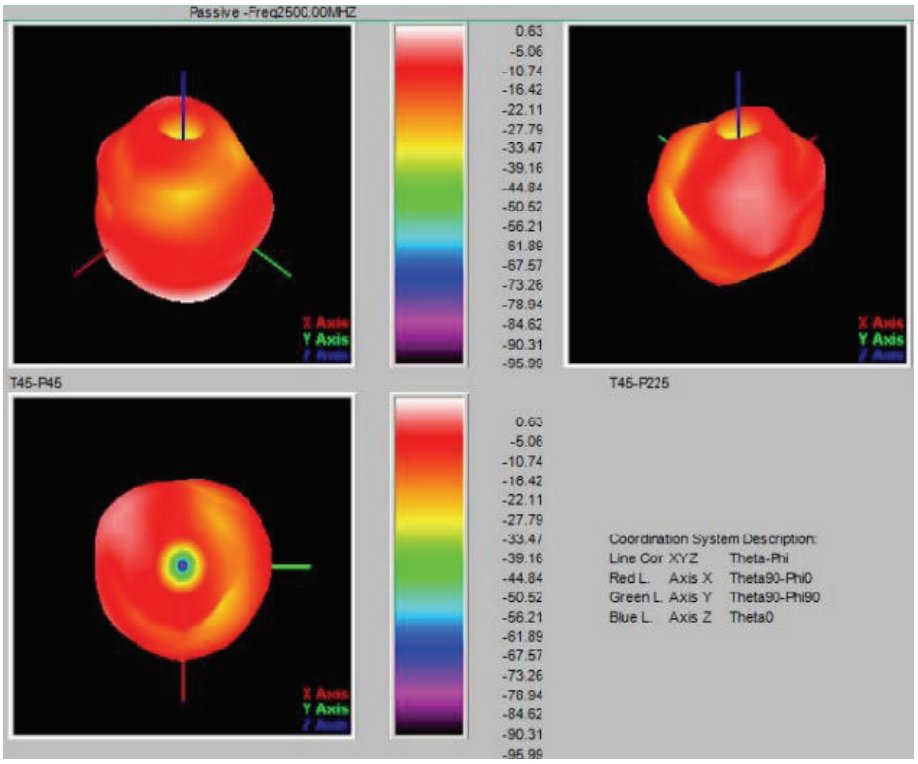
Passive -Freq2500.00MHZ
0.63
-5.06
-10.74
-16.42
-22.11
-27.79
-33.47
-39.16
-44.84
-50.52
-56.21
-61.89
-67.57
-73.26
-78.94
-84.62
-90.31
-95.99
X Axis
Y Axis
Z Axis
T45-P45
T45-P225
Coordination System Description:
Line Cor XYZ Theta-Phi
Red L. Axis X Theta90-Phi0
Green L. Axis Y Theta90-Phi90
Blue L. Axis Z Theta0