Appendix Test Data

Report No.:	18220WC40022001	Test Sample No.:	1-2-2
Start Test Date:	2024.2.5	Finish Test Date:	2024.2.5
Test Engineer:	Jokes Huang	Auditor:	Justin Feng
Temperature:	25.4℃	Relative Humidity:	47%
Pressure:	101kPa		

Appendix A: 20dB Emission Bandwidth

Test Result

TestMode	Antenna	Frequency[MHz]	20db EBW[MHz]	FL[MHz]	FH[MHz]	Limit[MHz]	Verdict
DH5	Ant1	2402	0.939	2401.574	2402.513	---	---
		2441	0.942	2440.574	2441.516	---	---
		2480	0.954	2479.571	2480.525	---	---
2DH5	Ant1	2402	1.329	2401.367	2402.696	---	---
		2441	1.338	2440.361	2441.699	---	---
		2480	1.329	2479.367	2480.696	---	---
3DH5	Ant1	2402	1.293	2401.388	2402.681	---	---
		2441	1.314	2440.382	2441.696	---	---
		2480	1.284	2479.406	2480.690	---	---

Test Graphs

DH5_Ant1_2402

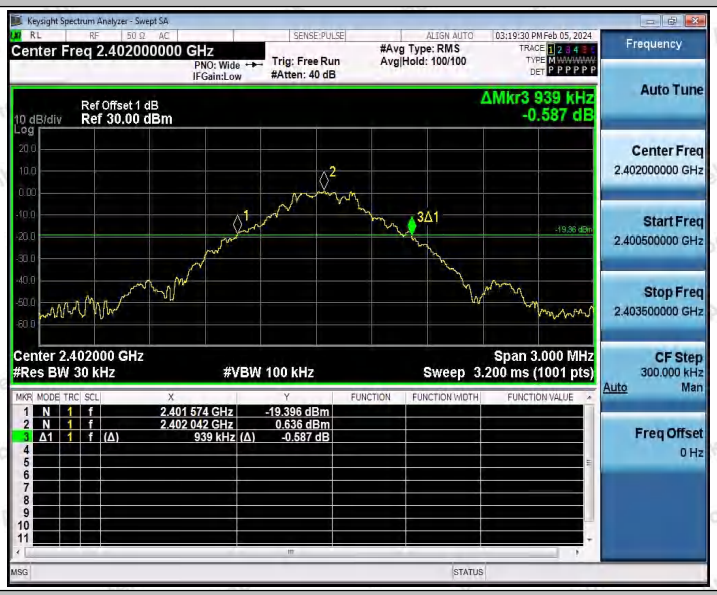

DH5_Ant1_2441

DH5_Ant1_2480

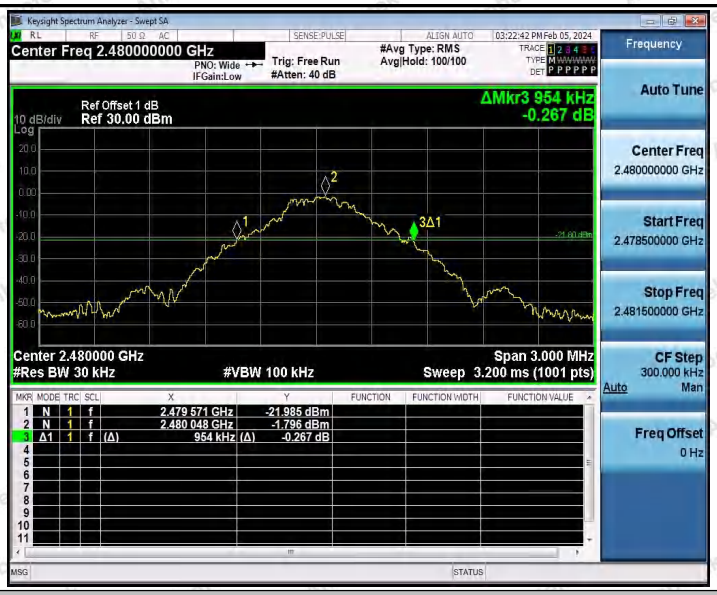

2DH5_Ant1_2402

2DH5_Ant1_2441

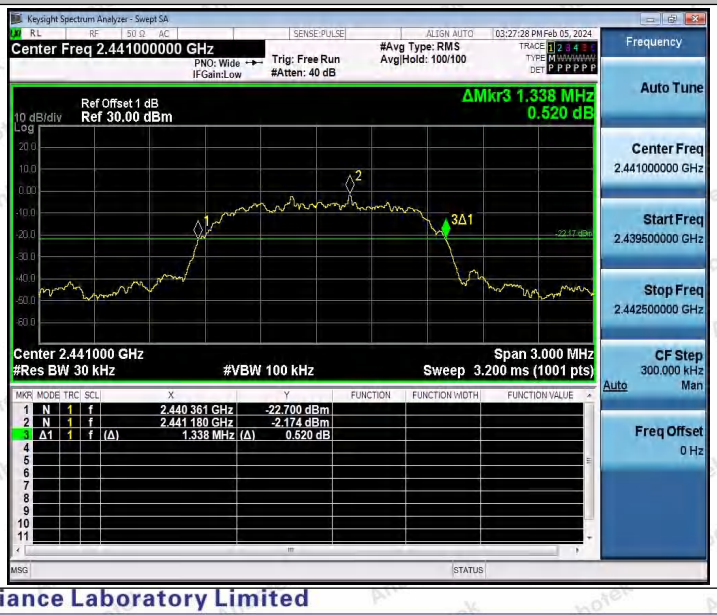

2DH5_Ant1_2480

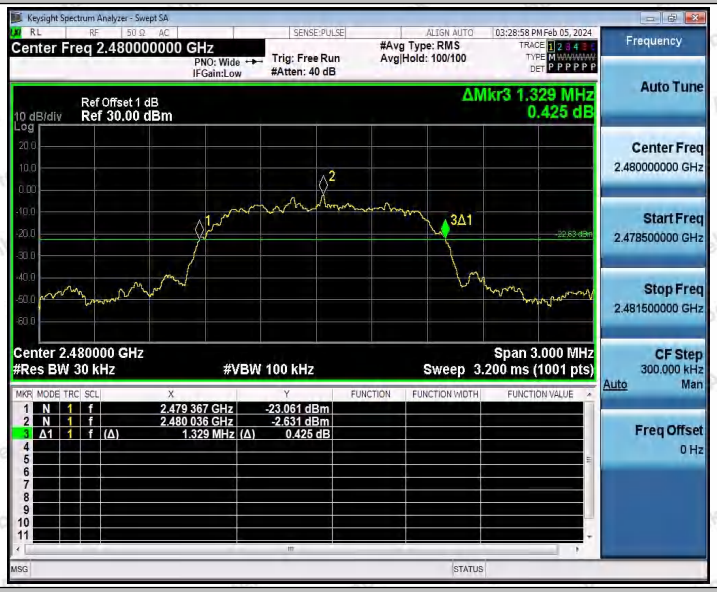

3DH5_Ant1_2402

3DH5_Ant1_2441

3DH5_Ant1_2480

Appendix B: Occupied Channel Bandwidth

Test Result

TestMode	Antenna	Frequency[MHz]	OCB [MHz]	FL[MHz]	FH[MHz]	Limit[MHz]	Verdict
DH5	Ant1	2402	0.84019	2401.6132	2402.4534	---	---
		2441	0.83172	2440.6183	2441.4500	---	---
		2480	0.84036	2479.6129	2480.4533	---	---
2DH5	Ant1	2402	1.1904	2401.4432	2402.6336	---	---
		2441	1.1868	2440.4417	2441.6285	---	---
		2480	1.1763	2479.4460	2480.6223	---	---
3DH5	Ant1	2402	1.1833	2401.4426	2402.6259	---	---
		2441	1.1742	2440.4499	2441.6241	---	---
		2480	1.1822	2479.4435	2480.6257	---	---

Test Graphs

DH5_Ant1_2402

DH5_Ant1_2441

DH5_Ant1_2480

2DH5_Ant1_2402

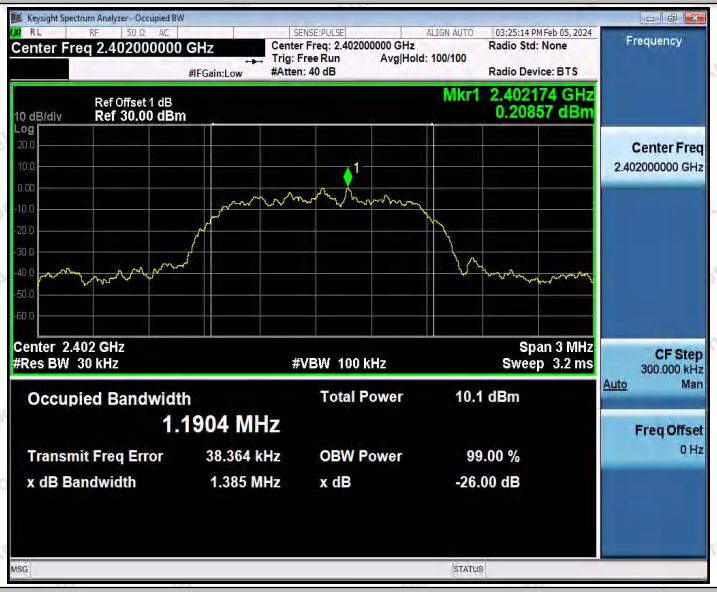

2DH5_Ant1_2441

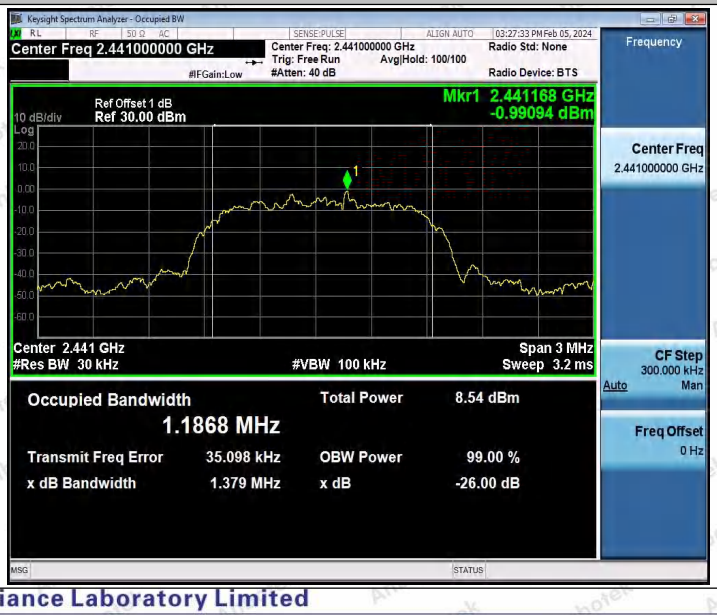

2DH5_Ant1_2480

3DH5_Ant1_2402

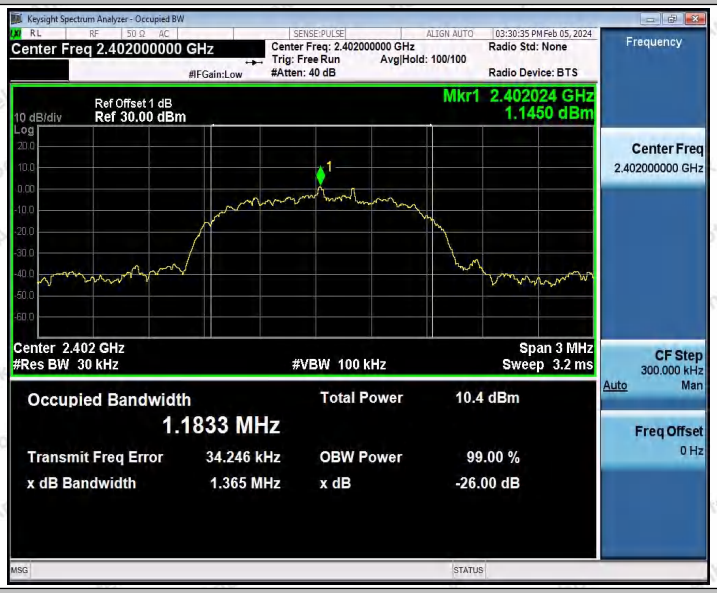

3DH5_Ant1_2441

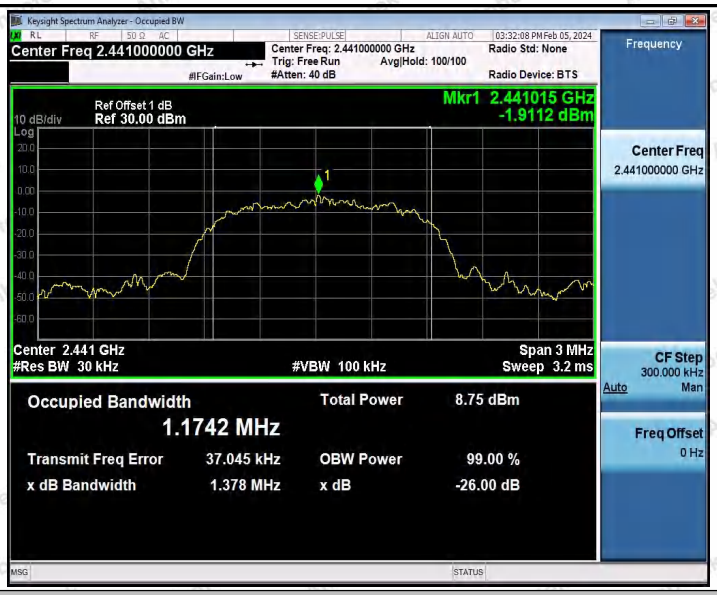

3DH5_Ant1_2480

Appendix C: Maximum conducted output power

Test Result Peak

Test Mode	Antenna	Frequency[MHz]	Conducted Peak Power[dBm]	Conducted Limit[dBm]	Verdict
DH5	Ant1	2402	3.41	≤20.97	PASS
		2441	1.97	≤20.97	PASS
		2480	0.91	≤20.97	PASS
2DH5	Ant1	2402	5.87	≤20.97	PASS
		2441	4.40	≤20.97	PASS
		2480	3.26	≤20.97	PASS
3DH5	Ant1	2402	**6.60**	≤20.97	PASS
		2441	5.14	≤20.97	PASS
		2480	4.07	≤20.97	PASS

Test Graphs

DH5_Ant1_2402

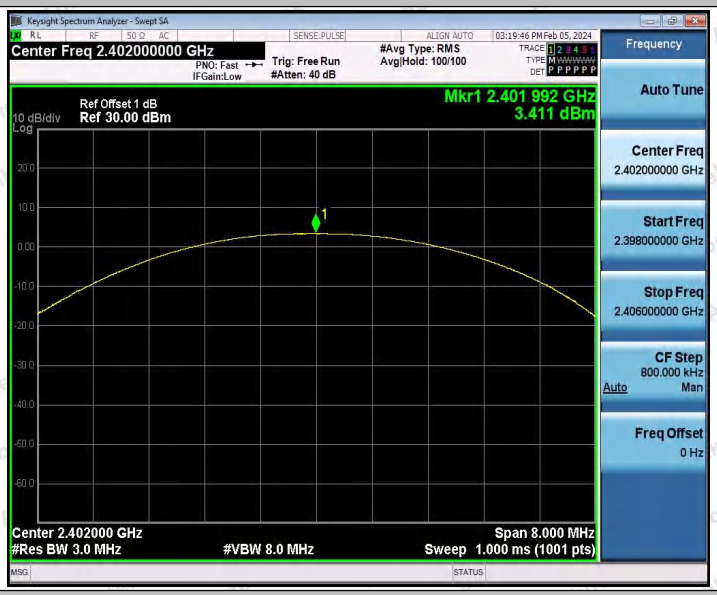

DH5_Ant1_2441

DH5_Ant1_2480

2DH5_Ant1_2402

2DH5_Ant1_2441

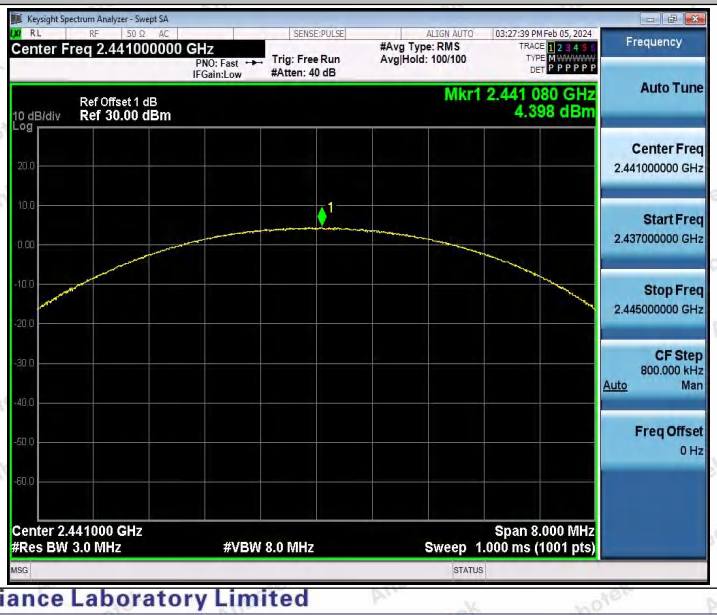

2DH5_Ant1_2480

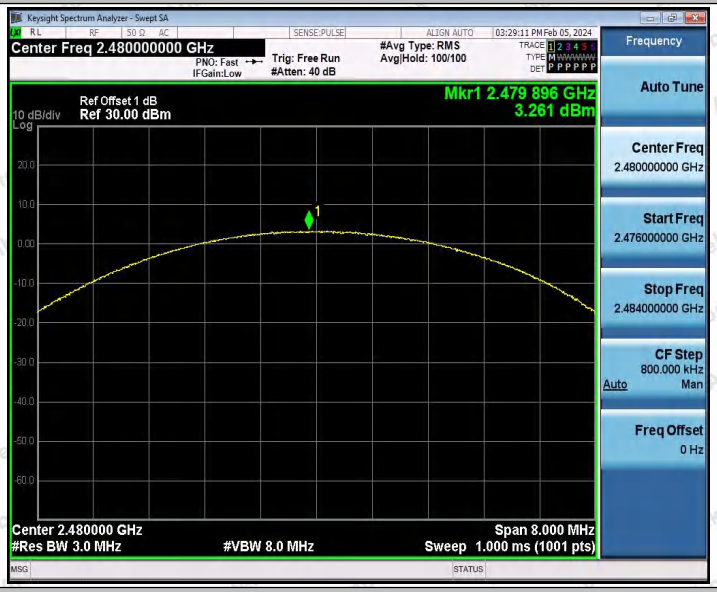

3DH5_Ant1_2402

3DH5_Ant1_2441

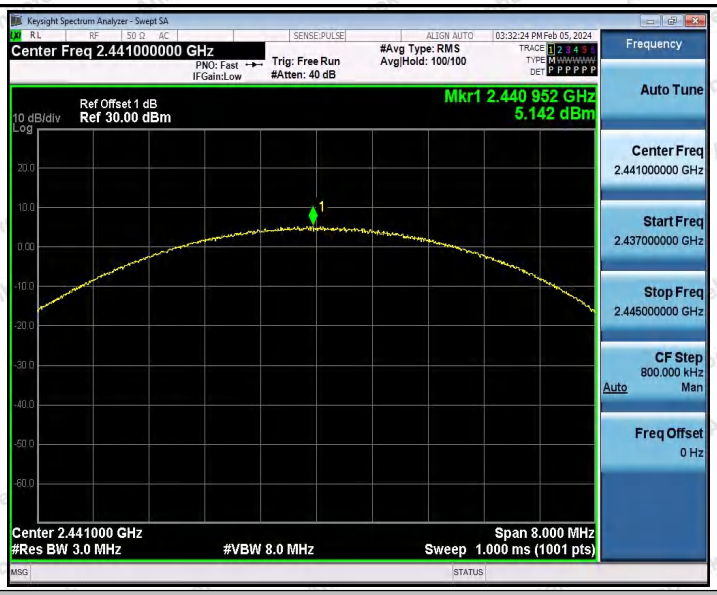

3DH5_Ant1_2480

Appendix D: Carrier frequency separation

Test Result

TestMode	Antenna	Frequency[MHz]	Result[MHz]	Limit[MHz]	Verdict
DH5	Ant1	Hop	1.006	≥0.954	PASS
2DH5	Ant1	Hop	1.204	≥0.892	PASS
3DH5	Ant1	Hop	1.160	≥0.876	PASS

Test Graphs

DH5_Ant1_Hop

2DH5_Ant1_Hop

3DH5_Ant1_Hop

Keysight Spectrum Analyzer - Swept SA
Center Freq 2.441500000 GHz
PNO: Fast
IFGain:Low
Trig: Free Run
#Atten: 40 dB
#Avg Type: RMS
Avg|Hold: 5000/5000
03:49:28 PM Feb 05, 2024
Ref Offset 1 dB
10 dB/div
Ref 30.00 dBm
ΔMkr2 1.160 MHz
0.013 dB
Start 2.440500 GHz
#Res BW 300 kHz
#VBW 300 kHz
Stop 2.442500 GHz
Sweep 1.000 ms (1001 pts)
Frequency
Auto Tune
Center Freq
2.441500000 GHz
Start Freq
2.440500000 GHz
Stop Freq
2.442500000 GHz
CF Step
200.000 kHz
Auto
Man
Freq Offset
0 Hz

Appendix E: Time of occupancy

Test Result

TestMode	Antenna	Frequency[MHz]	BurstWidth [ms]	TotalHops [Num]	Result[s]	Limit[s]	Verdict
DH1	Ant1	Hop	0.395	317	0.125	≤0.4	PASS
DH3	Ant1	Hop	1.652	158	0.261	≤0.4	PASS
DH5	Ant1	Hop	2.899	91	0.264	≤0.4	PASS
2DH1	Ant1	Hop	0.405	315	0.128	≤0.4	PASS
2DH3	Ant1	Hop	1.657	162	0.268	≤0.4	PASS
2DH5	Ant1	Hop	2.904	115	0.334	≤0.4	PASS
3DH1	Ant1	Hop	0.407	315	0.128	≤0.4	PASS
3DH3	Ant1	Hop	1.656	157	0.26	≤0.4	PASS
3DH5	Ant1	Hop	2.908	108	0.314	≤0.4	PASS

Test Graphs

DH1_Ant1_Hop

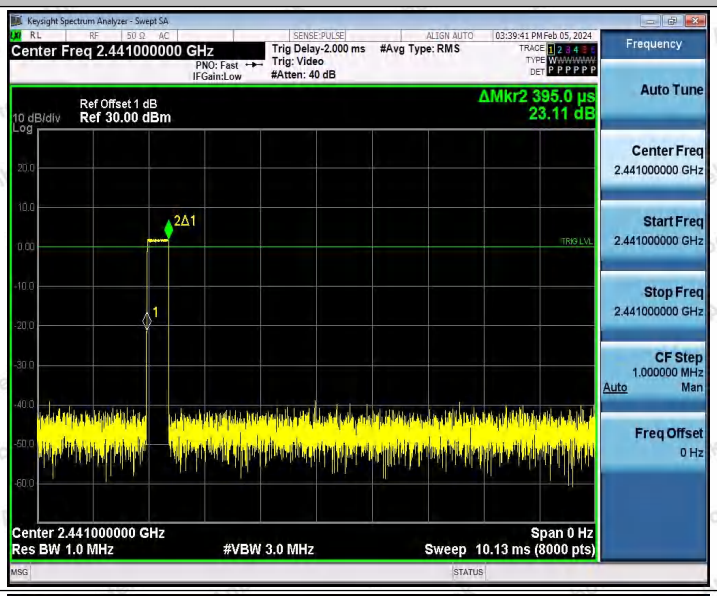

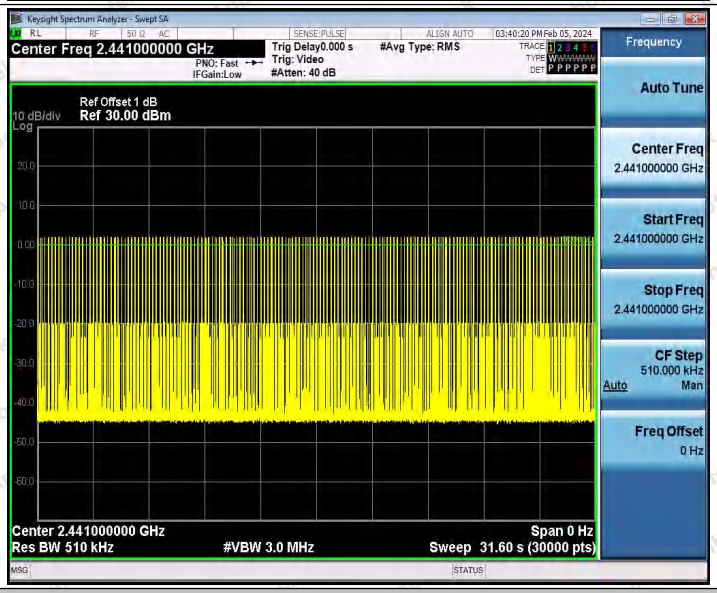

DH3_Ant1_Hop

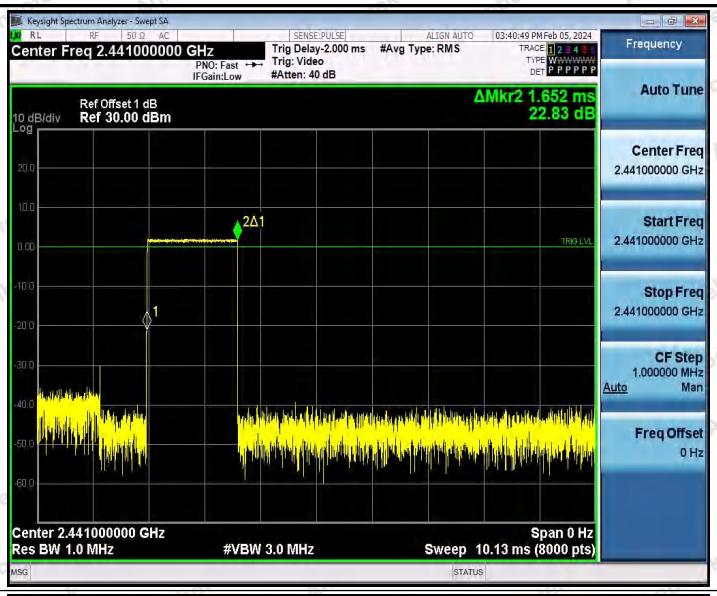
Keysight Spectrum Analyzer - Swept SA
Center Freq 2.441000000 GHz
Trig Delay-2.000 ms
#Avg Type: RMS
Trig: Video
#Atten: 40 dB
PNO: Fast
IFGain:Low
Ref Offset 1 dB
10 dB/div
Ref 30.00 dBm
ΔMkr2 1.652 ms
22.83 dB
Center 2.441000000 GHz
Span 0 Hz
Res BW 1.0 MHz
#VBW 3.0 MHz
Sweep 10.13 ms (8000 pts)
Frequency
Auto Tune
Center Freq
2.441000000 GHz
Start Freq
2.441000000 GHz
Stop Freq
2.441000000 GHz
CF Step
1.000000 MHz
Freq Offset
0 Hz

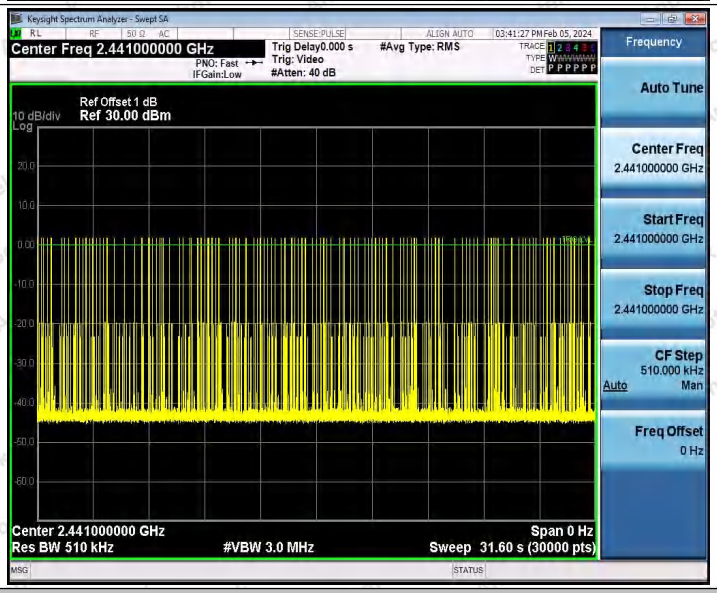
Keysight Spectrum Analyzer - Swept SA
Center Freq 2.441000000 GHz
Trig Delay0.000 s
#Avg Type: RMS
Trig: Video
#Atten: 40 dB
PNO: Fast
IFGain:Low
Ref Offset 1 dB
10 dB/div
Ref 30.00 dBm
Center 2.441000000 GHz
Span 0 Hz
Res BW 510 kHz
#VBW 3.0 MHz
Sweep 31.60 s (30000 pts)
Frequency
Auto Tune
Center Freq
2.441000000 GHz
Start Freq
2.441000000 GHz
Stop Freq
2.441000000 GHz
CF Step
510.000 kHz
Freq Offset
0 Hz

DH5_Ant1_Hop

Keysight Spectrum Analyzer - Swept SA
Center Freq 2.441000000 GHz
Trig Delay-2.000 ms
#Avg Type: RMS
Trig: Video
#Atten: 40 dB
PNO: Fast
IFGain:Low
Ref Offset 1 dB
10 dB/div
Ref 30.00 dBm
ΔMkr2 2.899 ms
21.19 dB
Center 2.441000000 GHz
Span 0 Hz
Res BW 1.0 MHz
#VBW 3.0 MHz
Sweep 10.13 ms (8000 pts)
Frequency
Auto Tune
Center Freq
2.441000000 GHz
Start Freq
2.441000000 GHz
Stop Freq
2.441000000 GHz
CF Step
1.000000 MHz
Freq Offset
0 Hz

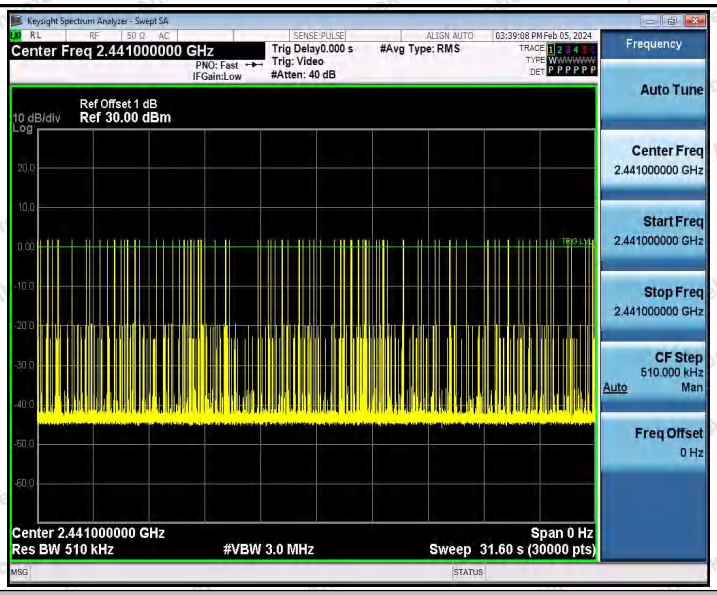

2DH1_Ant1_Hop

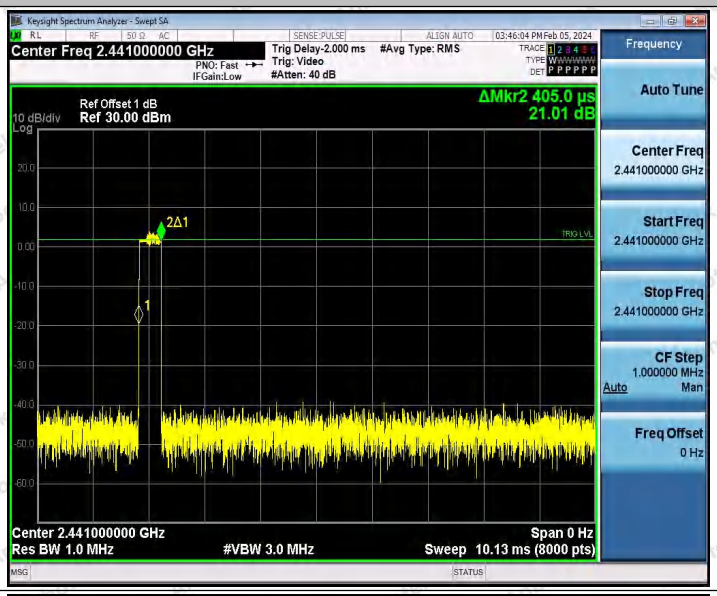

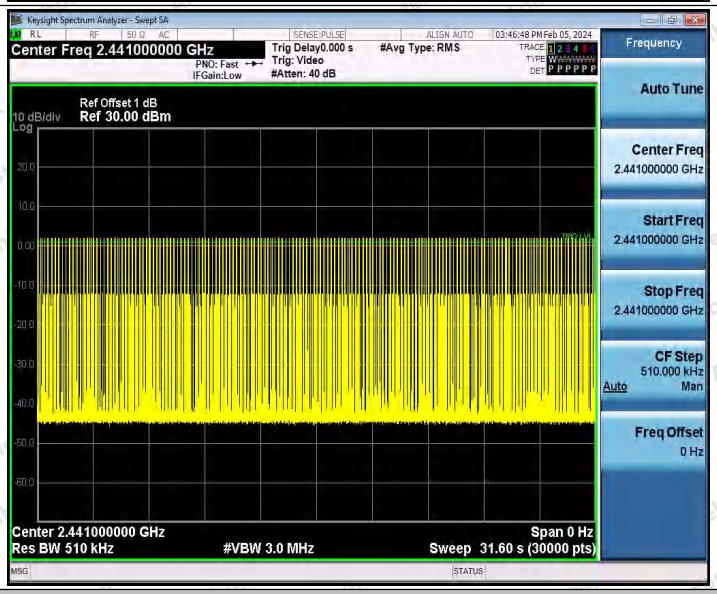

2DH3_Ant1_Hop

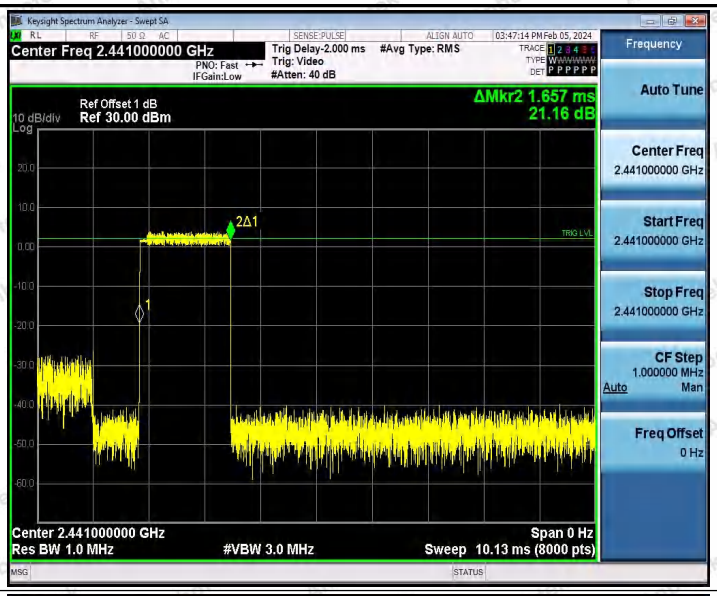

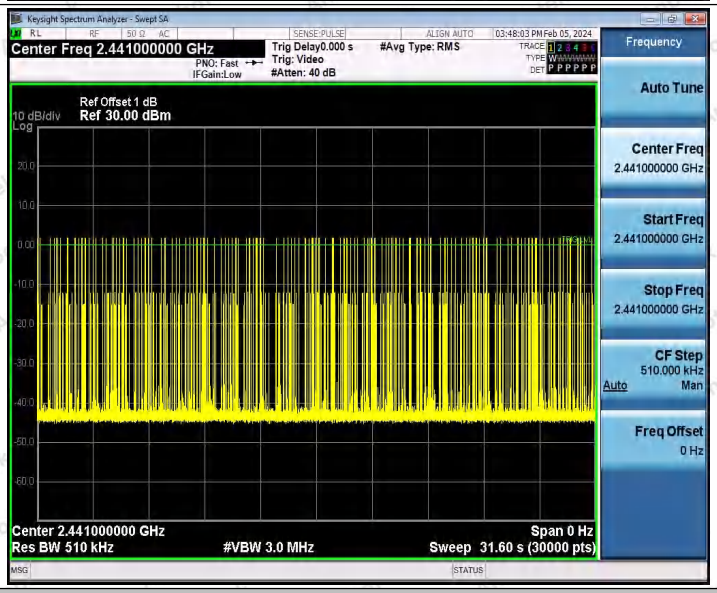

2DH5_Ant1_Hop

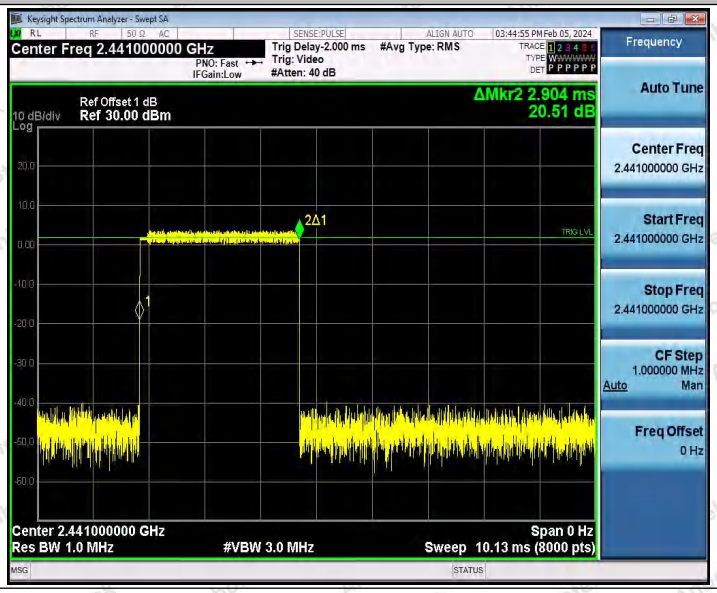

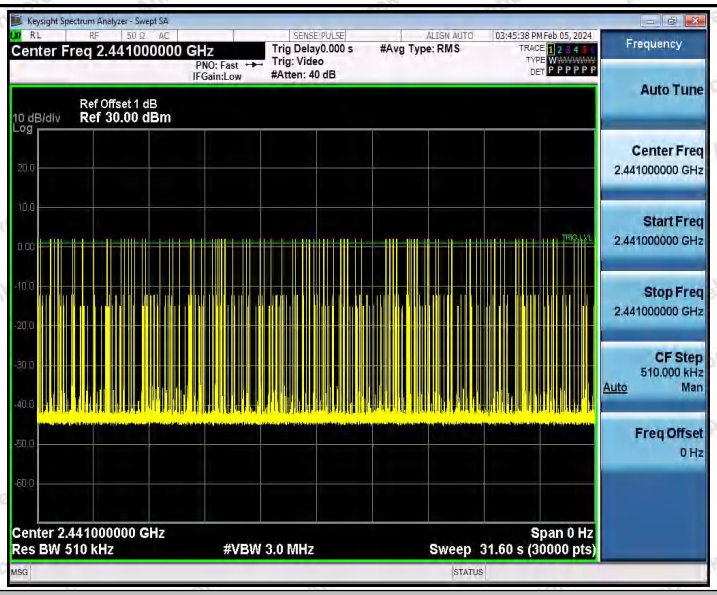

3DH1_Ant1_Hop

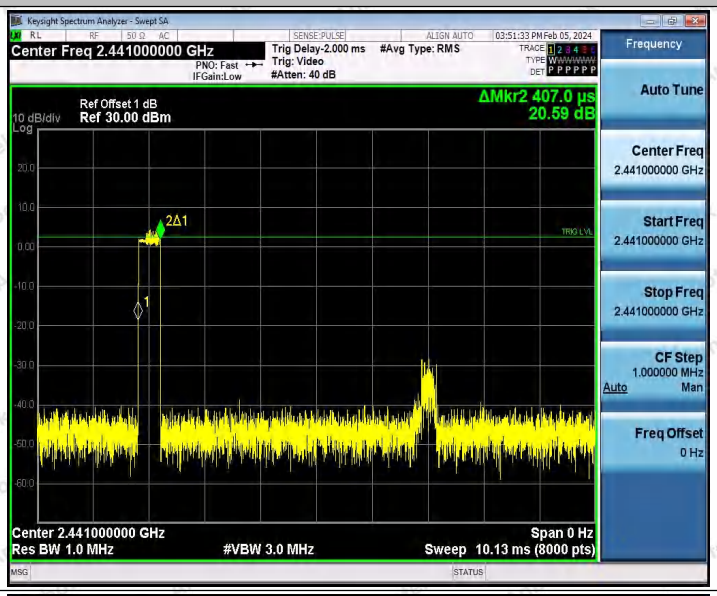

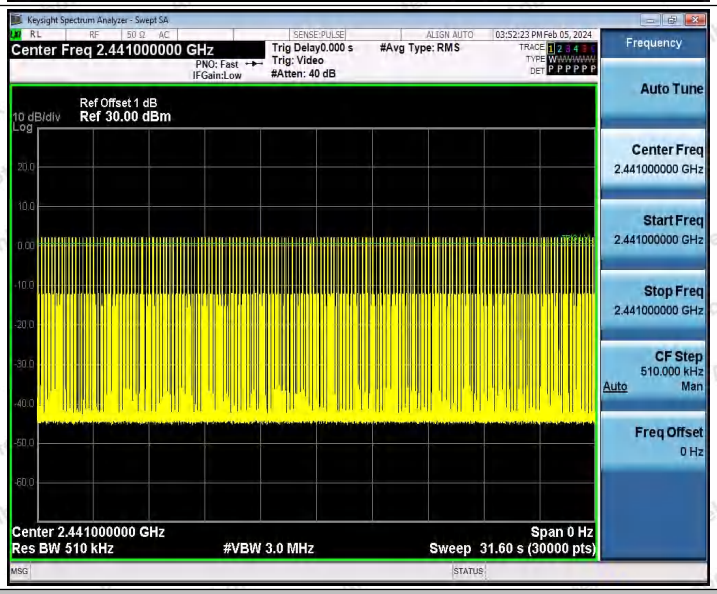

3DH3_Ant1_Hop

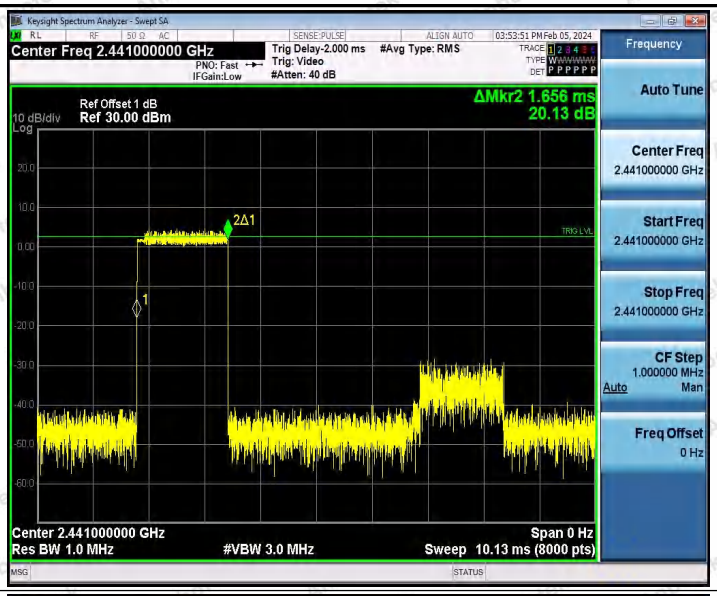

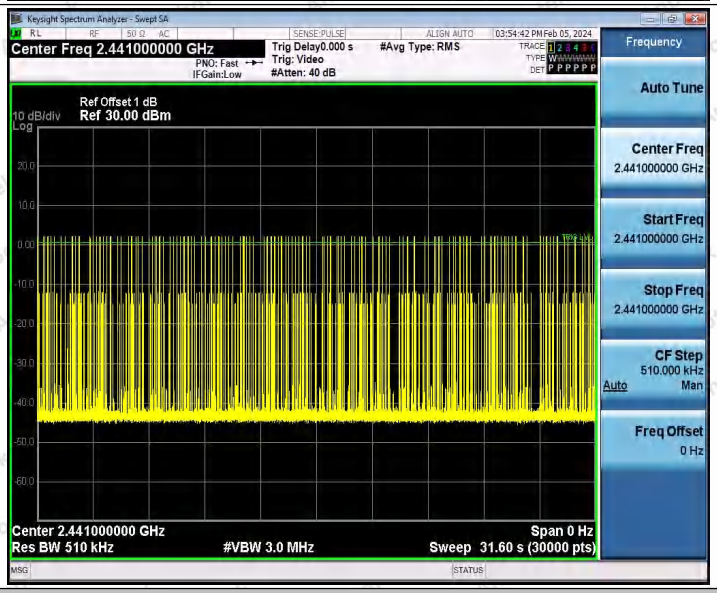

3DH5_Ant1_Hop

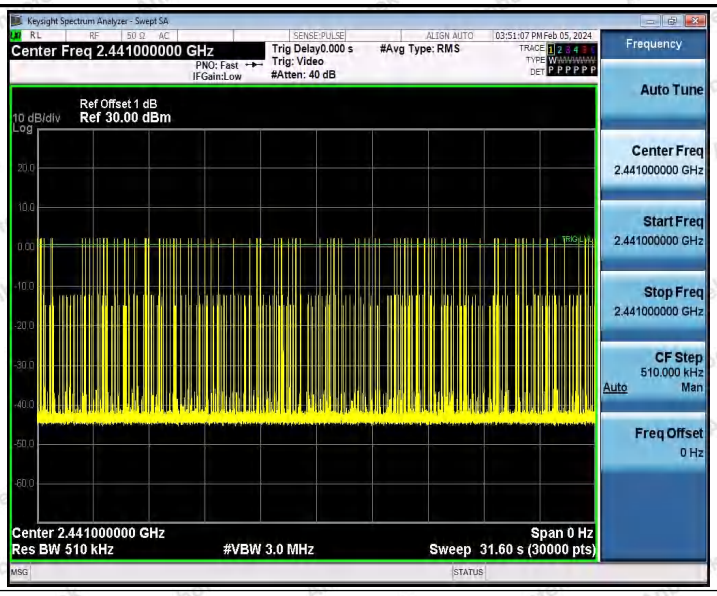
Keysight Spectrum Analyzer - Swept SA
Center Freq 2.441000000 GHz
Trig Delay0.000 s
Trig: Video
#Atten: 40 dB
#Avg Type: RMS
Ref Offset 1 dB
10 dB/div
Ref 30.00 dBm
Log
Center 2.441000000 GHz
Res BW 510 kHz
#VBW 3.0 MHz
Span 0 Hz
Sweep 31.60 s (30000 pts)
Frequency
Auto Tune
Center Freq
2.441000000 GHz
Start Freq
2.441000000 GHz
Stop Freq
2.441000000 GHz
CF Step
510.000 kHz
Auto
Man
Freq Offset
0 Hz

Appendix F: Number of hopping channels

Test Result

TestMode	Antenna	Frequency[MHz]	Result[Num]	Limit[Num]	Verdict
DH5	Ant1	Hop	79	≥15	PASS
2DH5	Ant1	Hop	79	≥15	PASS
3DH5	Ant1	Hop	79	≥15	PASS

Test Graphs

DH5_Ant1_Hop

2DH5_Ant1_Hop

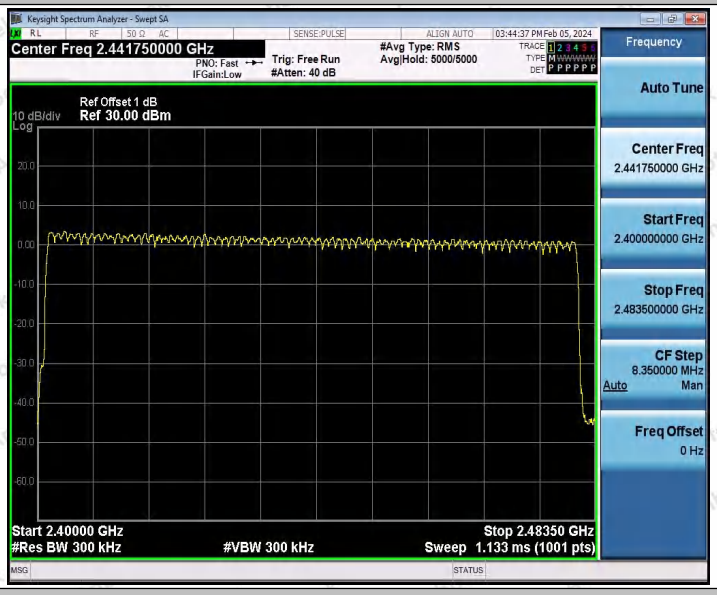

3DH5_Ant1_Hop

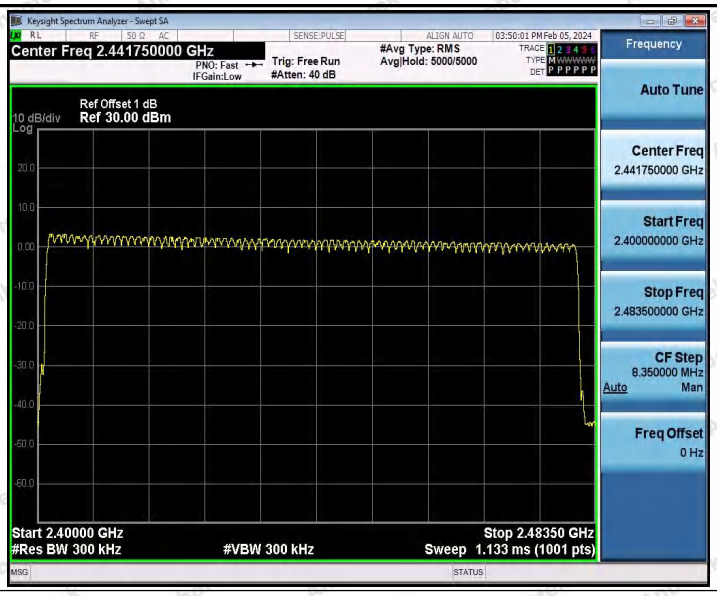
Keysight Spectrum Analyzer - Swept SA
Center Freq 2.441750000 GHz
PNO: Fast
IFGain:Low
Trig: Free Run
#Atten: 40 dB
#Avg Type: RMS
Avg|Hold: 5000/5000
03:50:01 PM Feb 05, 2024
Ref Offset 1 dB
10 dB/div
Ref 30.00 dBm
Log
Start 2.40000 GHz
#Res BW 300 kHz
#VBW 300 kHz
Stop 2.48350 GHz
Sweep 1.133 ms (1001 pts)
Frequency
Auto Tune
Center Freq
2.441750000 GHz
Start Freq
2.400000000 GHz
Stop Freq
2.483500000 GHz
CF Step
8.350000 MHz
Auto
Man
Freq Offset
0 Hz

Appendix G: Band edge measurements

Test Result

TestMode	Antenna	ChName	Frequency[MHz]	RefLevel [dBm]	Result [dBm]	Limit [dBm]	Verdict
DH5	Ant1	Low	2402	3.10	-49.64	≤-16.9	PASS
		High	2480	0.61	-56.87	≤-19.39	PASS
		Low	Hop_2402	2.90	-55.18	≤-17.1	PASS
		High	Hop_2480	0.87	-56.65	≤-19.13	PASS
2DH5	Ant1	Low	2402	1.87	-50.82	≤-18.13	PASS
		High	2480	-0.61	-57.57	≤-20.61	PASS
		Low	Hop_2402	2.88	-57.75	≤-17.12	PASS
		High	Hop_2480	0.36	-56.78	≤-19.64	PASS
3DH5	Ant1	Low	2402	3.04	-48.88	≤-16.96	PASS
		High	2480	0.66	-57.51	≤-19.34	PASS
		Low	Hop_2402	2.12	-57.27	≤-17.88	PASS
		High	Hop_2480	0.70	-57.15	≤-19.3	PASS

Test Graphs

DH5_Ant1_Low_2402

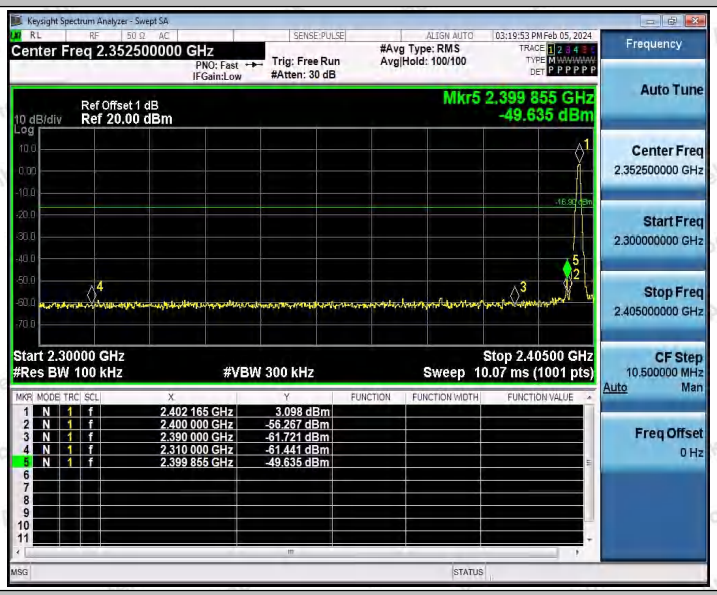

DH5_Ant1_High_2480

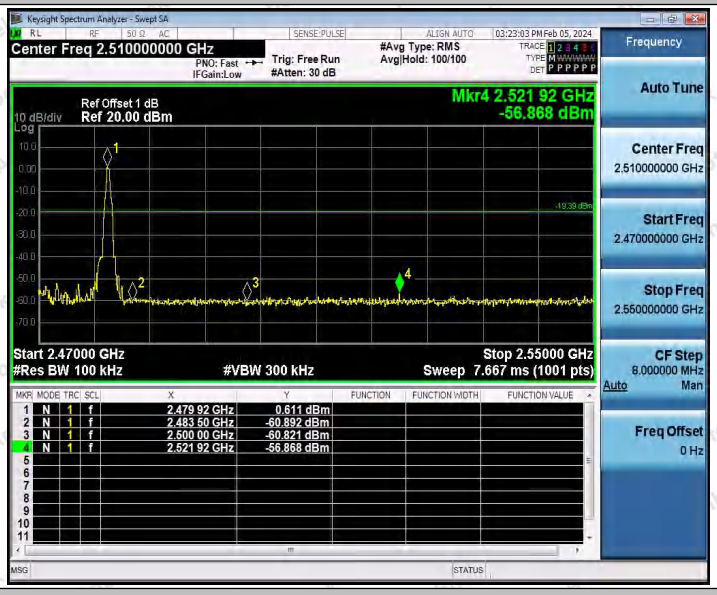

DH5_Ant1_Low_Hop_2402

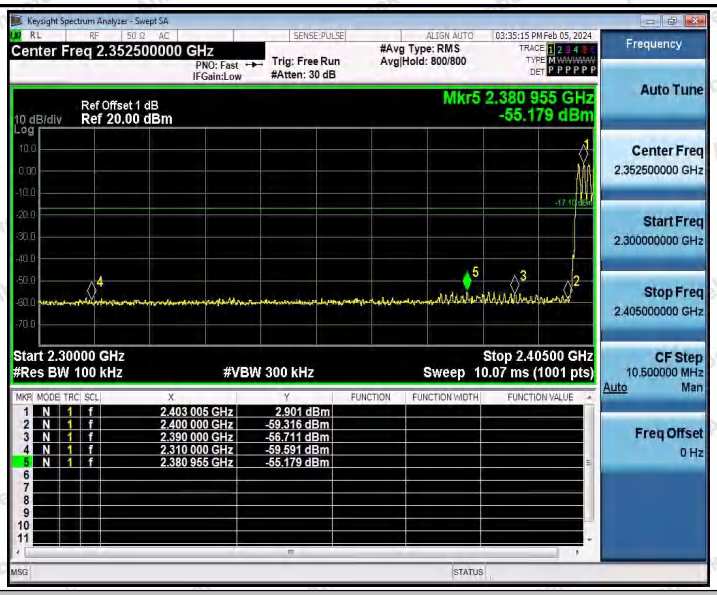

DH5_Ant1_High_Hop_2480

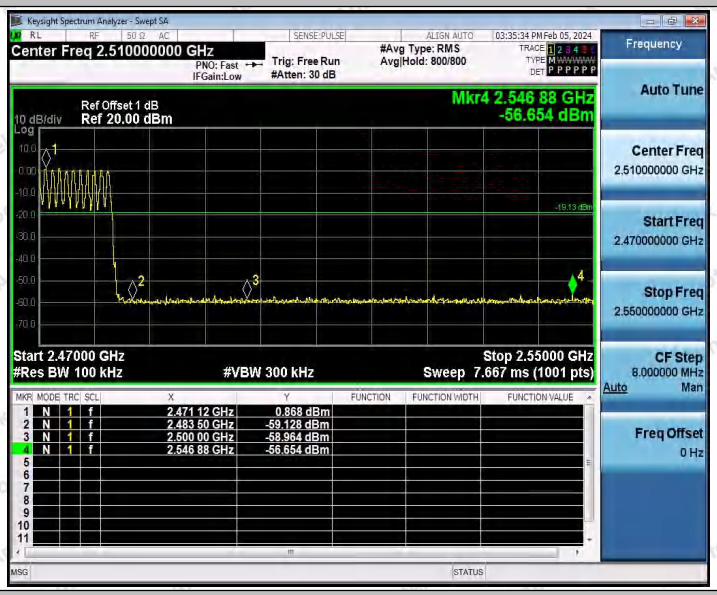

2DH5_Ant1_Low_2402

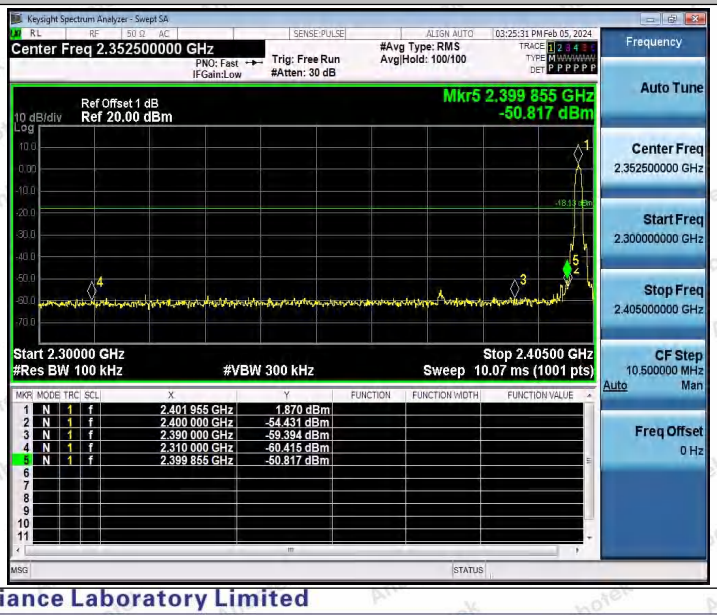

2DH5_Ant1_High_2480

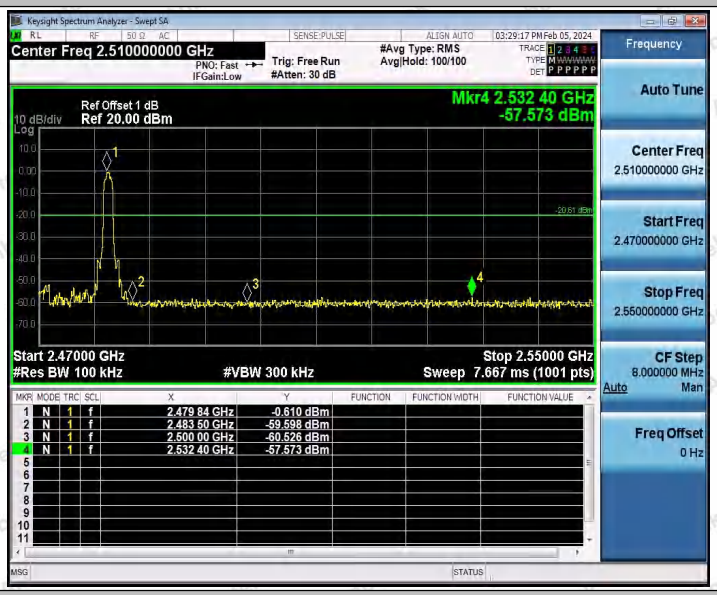

2DH5_Ant1_Low_Hop_2402

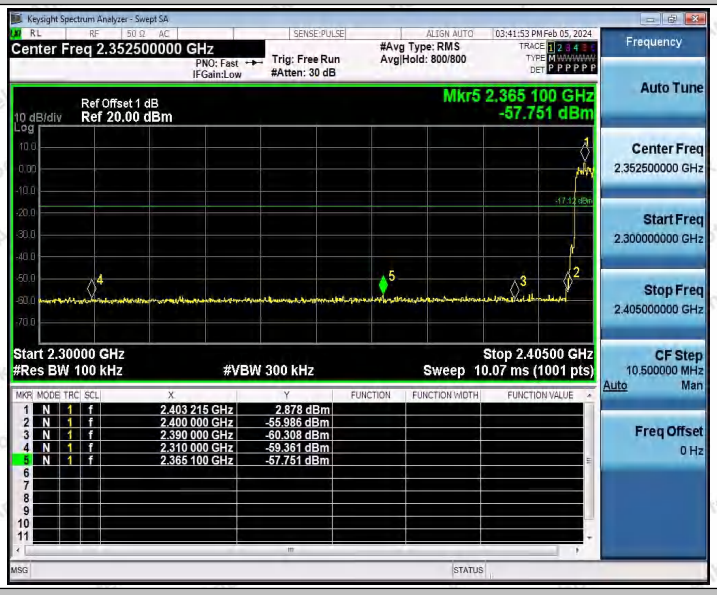

2DH5_Ant1_High_Hop_2480

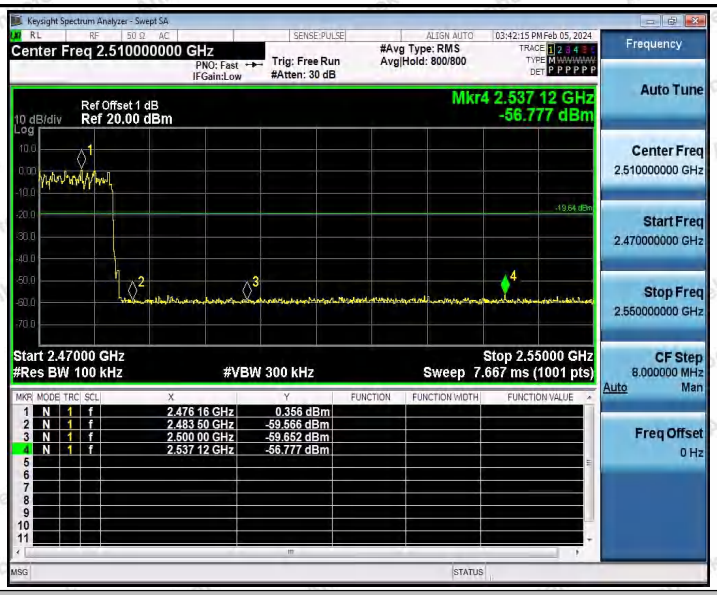

3DH5_Ant1_Low_2402

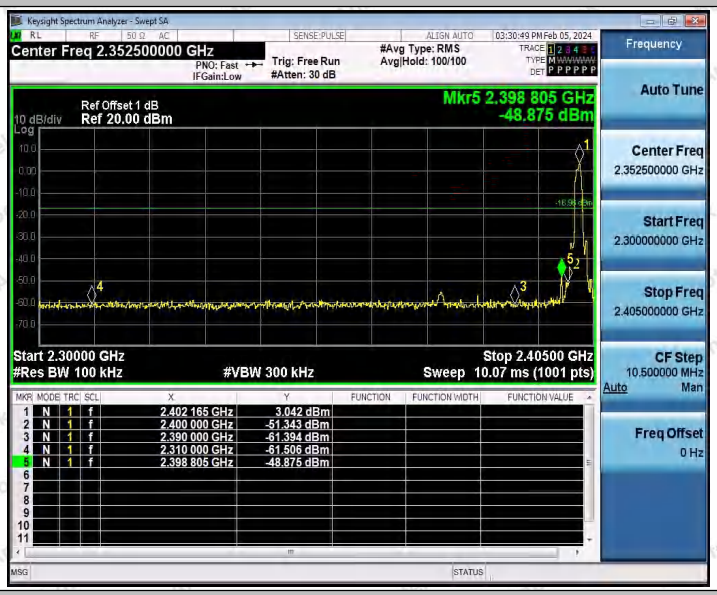

3DH5_Ant1_High_2480

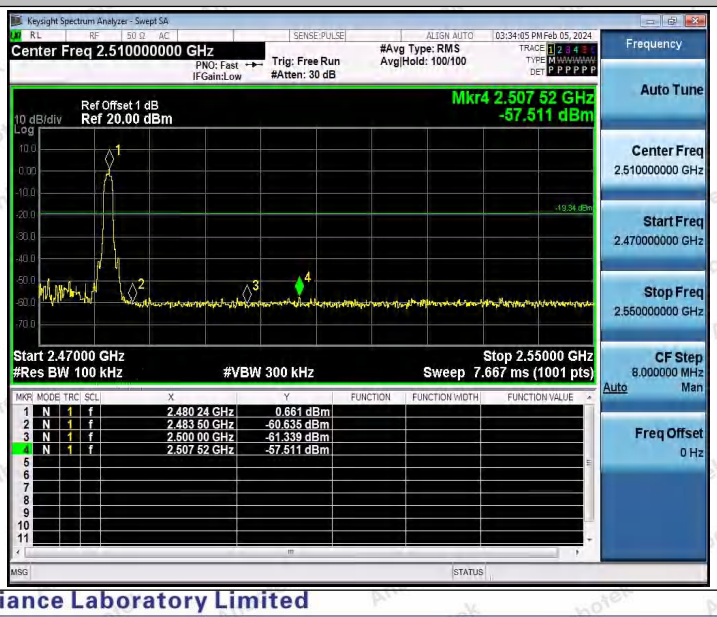

3DH5_Ant1_Low_Hop_2402

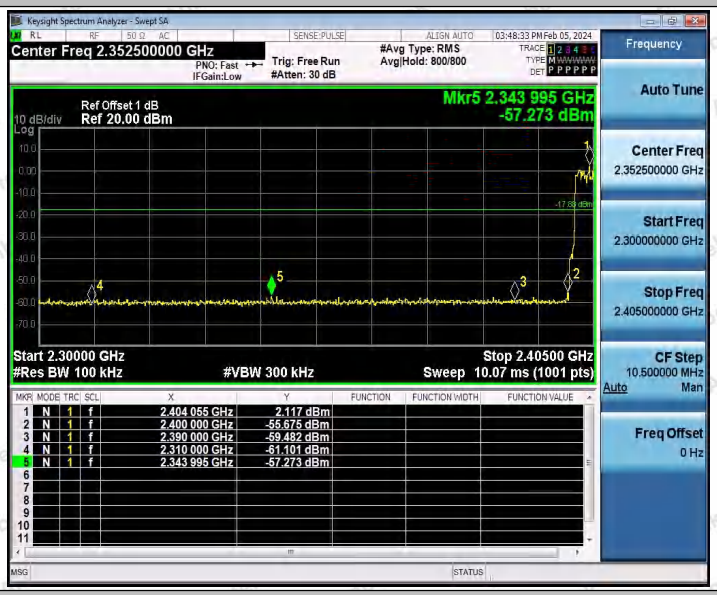

3DH5_Ant1_High_Hop_2480

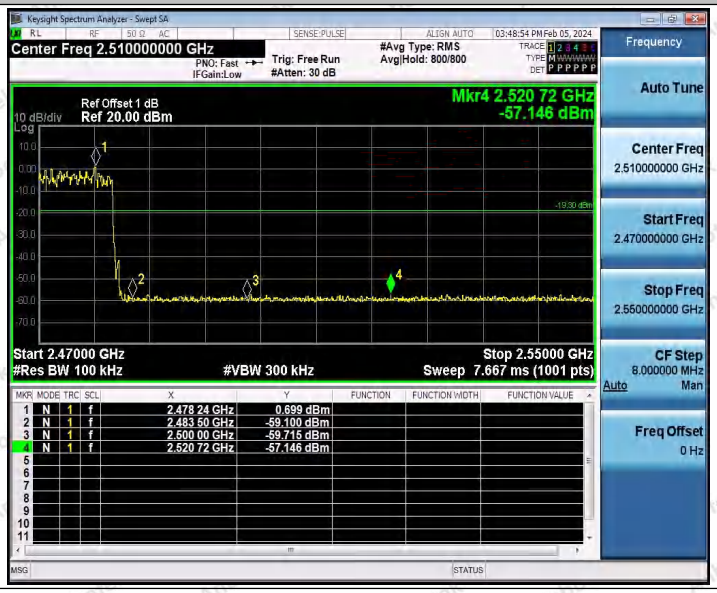

Appendix H: Conducted Spurious Emission

Test Result

TestMode	Antenna	Frequency[MHz]	FreqRange [MHz]	RefLevel [dBm]	Result [dBm]	Limit [dBm]	Verdict
DH5	Ant1	2402	Reference	2.58	2.58	---	PASS
			30~1000	2.58	-69.04	≤-17.42	PASS
			1000~26500	2.58	-39.48	≤-17.42	PASS
		2441	Reference	1.18	1.18	---	PASS
			30~1000	1.18	-68.66	≤-18.82	PASS
			1000~26500	1.18	-40.26	≤-18.82	PASS
		2480	Reference	0.16	0.16	---	PASS
			30~1000	0.16	-69.67	≤-19.84	PASS
			1000~26500	0.16	-40.69	≤-19.84	PASS
2DH5	Ant1	2402	Reference	1.81	1.81	---	PASS
			30~1000	1.81	-69.39	≤-18.19	PASS
			1000~26500	1.81	-38.45	≤-18.19	PASS
		2441	Reference	-0.38	-0.38	---	PASS
			30~1000	-0.38	-69.38	≤-20.38	PASS
			1000~26500	-0.38	-39.26	≤-20.38	PASS
		2480	Reference	-0.29	-0.29	---	PASS
			30~1000	-0.29	-69.42	≤-20.29	PASS
			1000~26500	-0.29	-41.54	≤-20.29	PASS
3DH5	Ant1	2402	Reference	1.99	1.99	---	PASS
			30~1000	1.99	-69.28	≤-18.01	PASS
			1000~26500	1.99	-40.36	≤-18.01	PASS
		2441	Reference	1.54	1.54	---	PASS
			30~1000	1.54	-69.29	≤-18.46	PASS
			1000~26500	1.54	-42.5	≤-18.46	PASS
		2480	Reference	-1.52	-1.52	---	PASS
			30~1000	-1.52	-69.06	≤-21.52	PASS
			1000~26500	-1.52	-43.16	≤-21.52	PASS

Test Graphs

DH5_Ant1_2402_0~Reference

DH5_Ant1_2402_30~1000

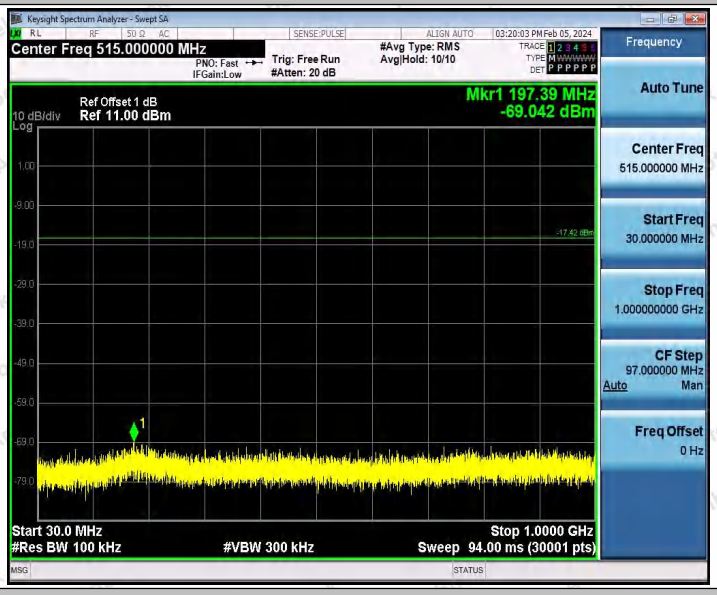

DH5_Ant1_2402_1000~26500

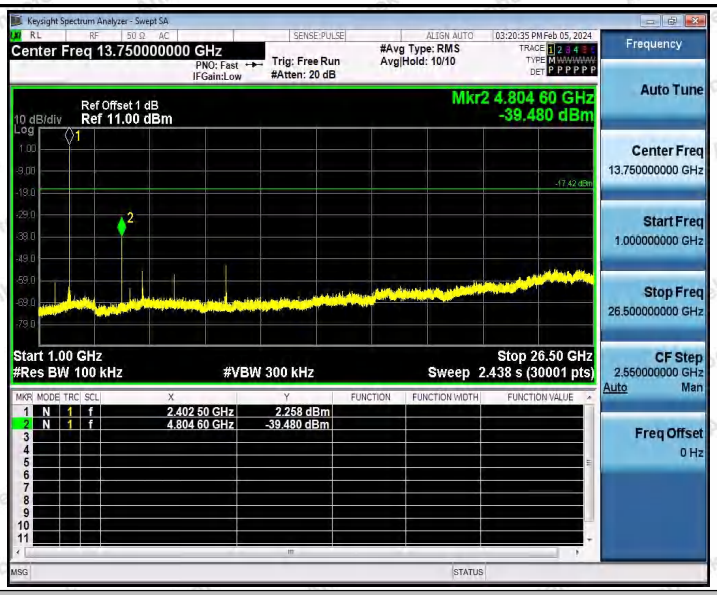

DH5_Ant1_2441_0~Reference

DH5_Ant1_2441_30~1000

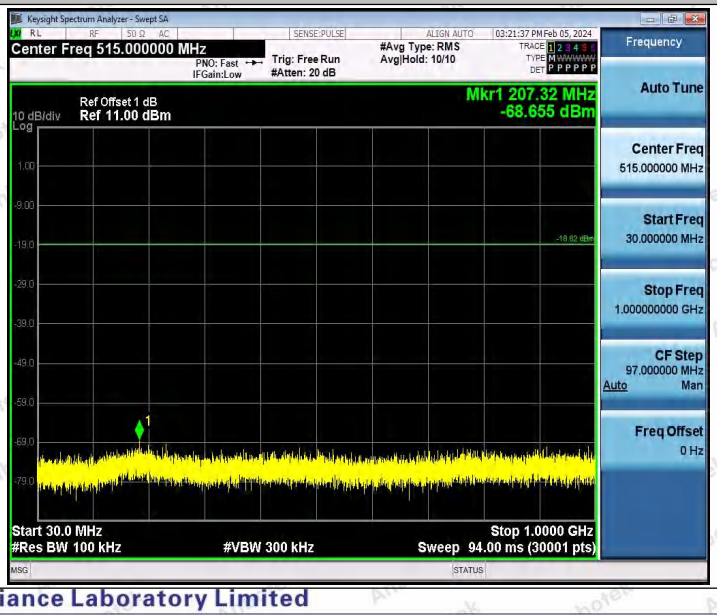

DH5_Ant1_2441_1000~26500

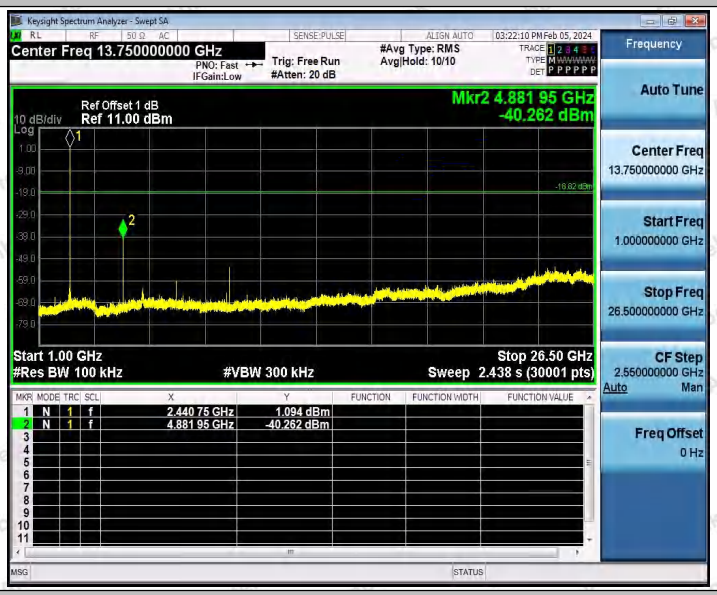

DH5_Ant1_2480_0~Reference

DH5_Ant1_2480_30~1000

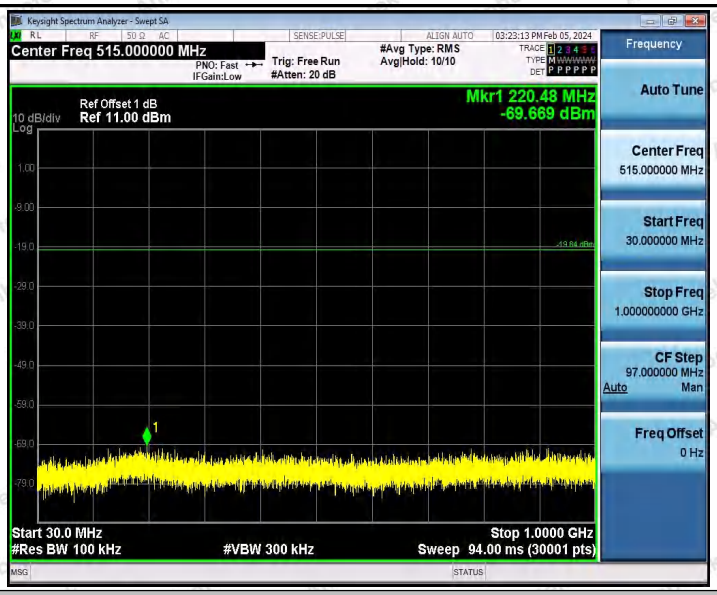

DH5_Ant1_2480_1000~26500

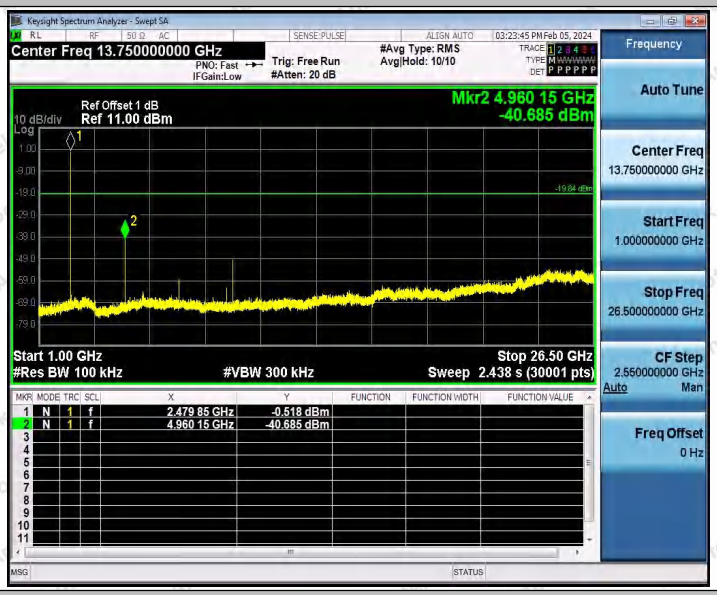

2DH5_Ant1_2402_0~Reference

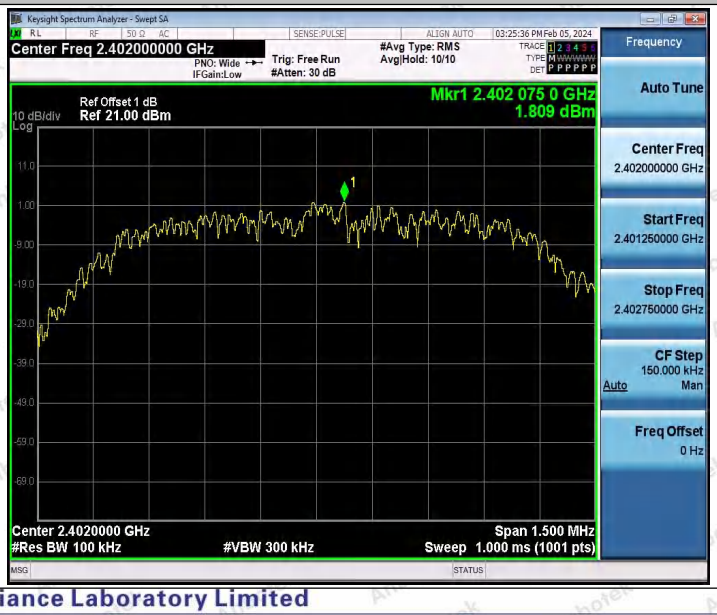

2DH5_Ant1_2402_30~1000

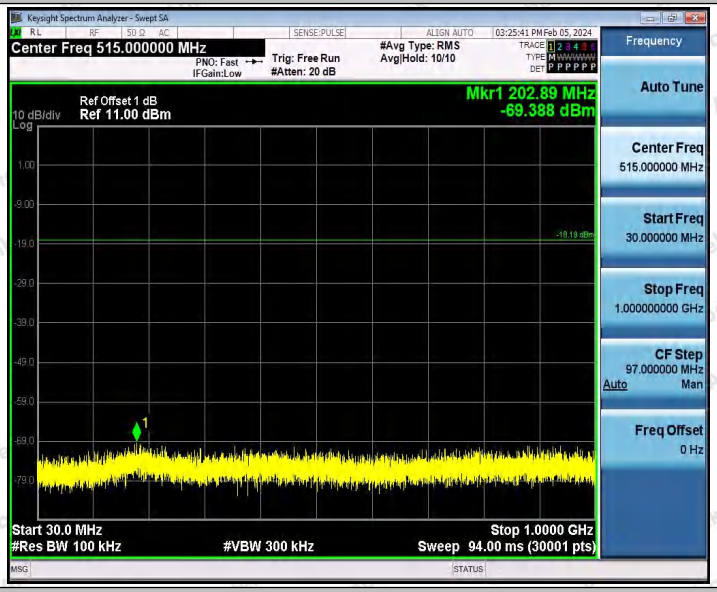

2DH5_Ant1_2402_1000~26500

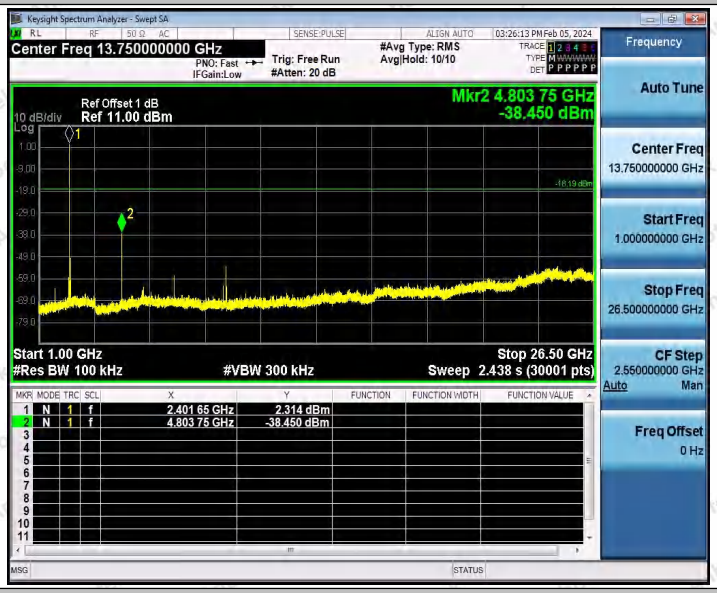

2DH5_Ant1_2441_0~Reference

2DH5_Ant1_2441_30~1000

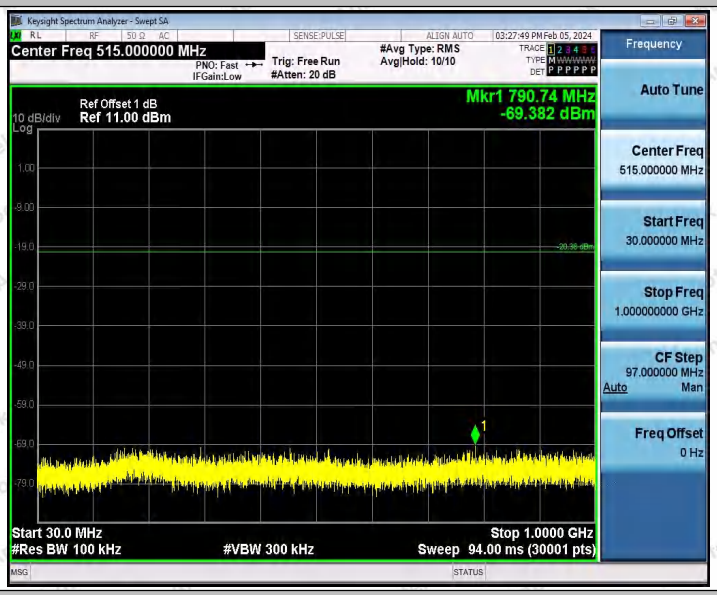

2DH5_Ant1_2441_1000~26500

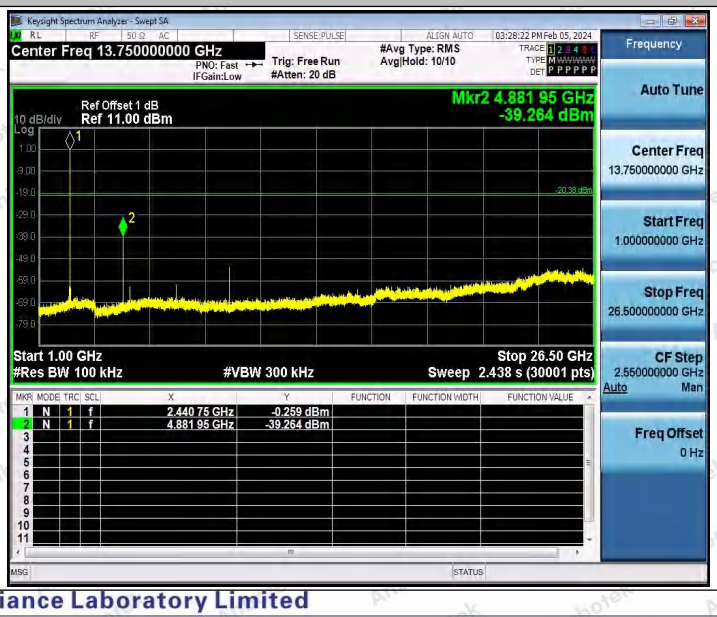

2DH5_Ant1_2480_0~Reference

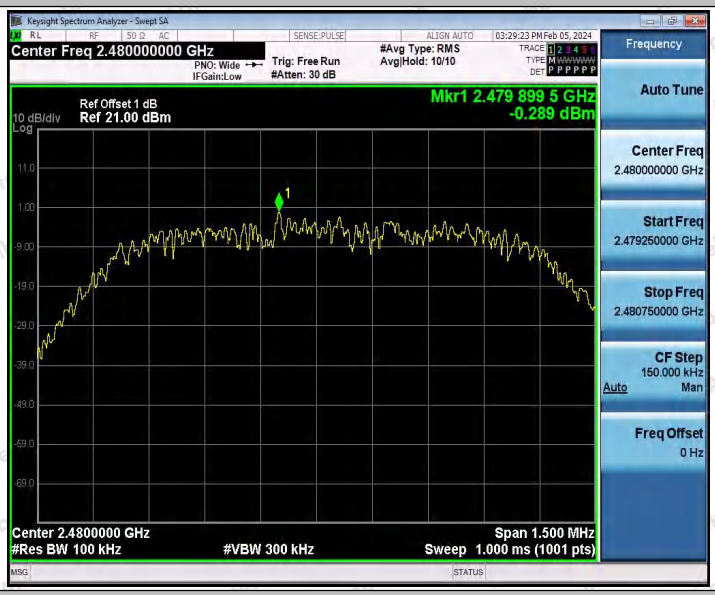

2DH5_Ant1_2480_30~1000

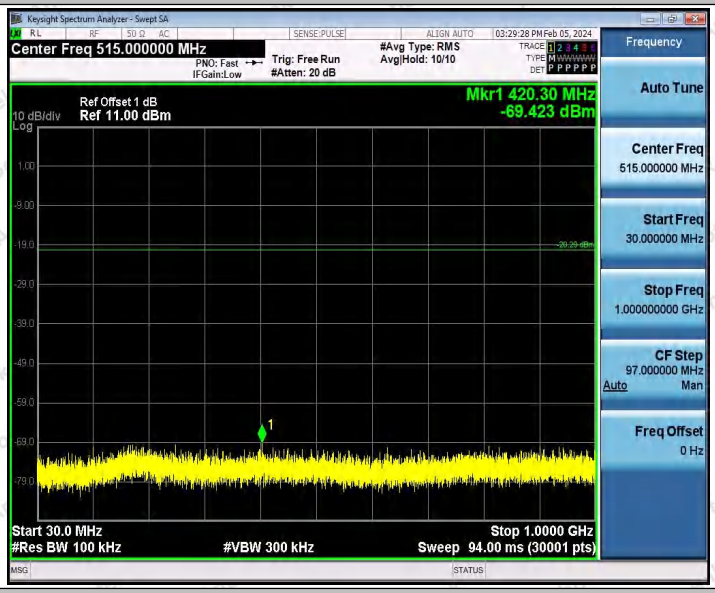

2DH5_Ant1_2480_1000~26500

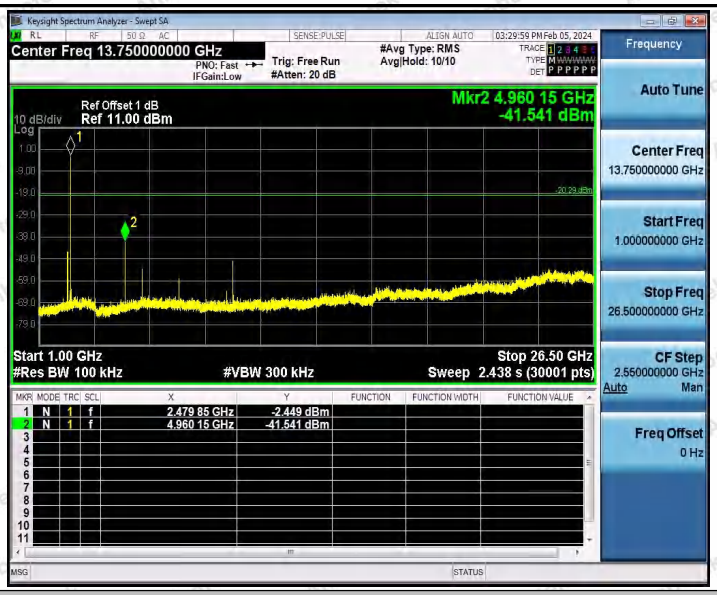

3DH5_Ant1_2402_0~Reference

3DH5_Ant1_2402_30~1000

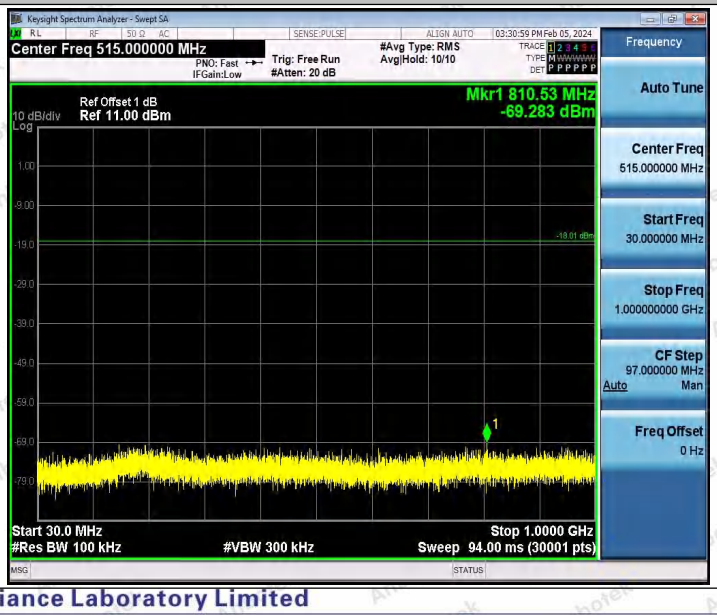

3DH5_Ant1_2402_1000~26500

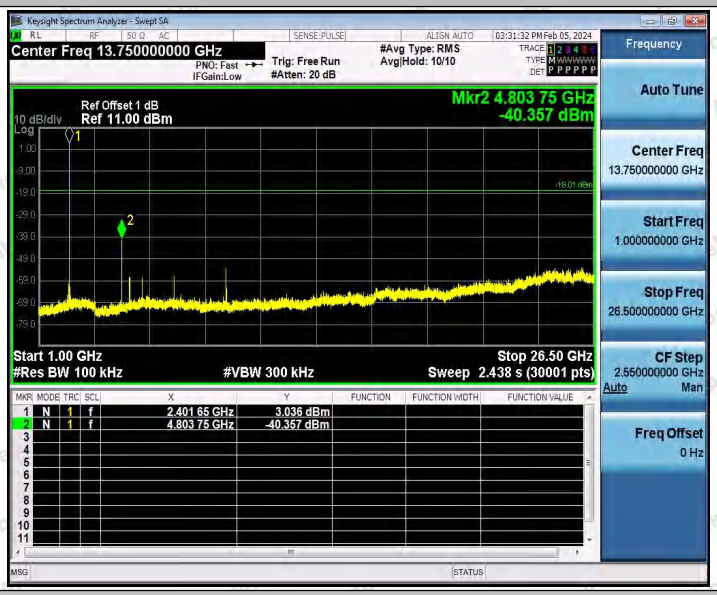

3DH5_Ant1_2441_0~Reference

3DH5_Ant1_2441_30~1000

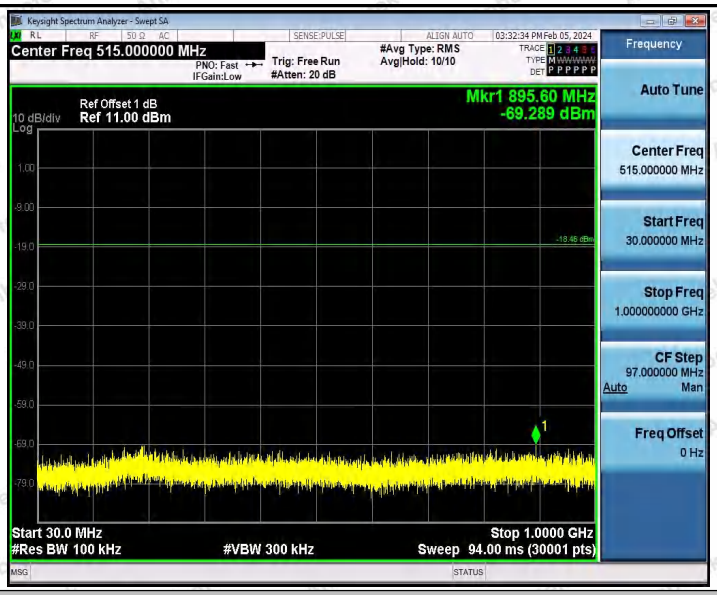

3DH5_Ant1_2441_1000~26500

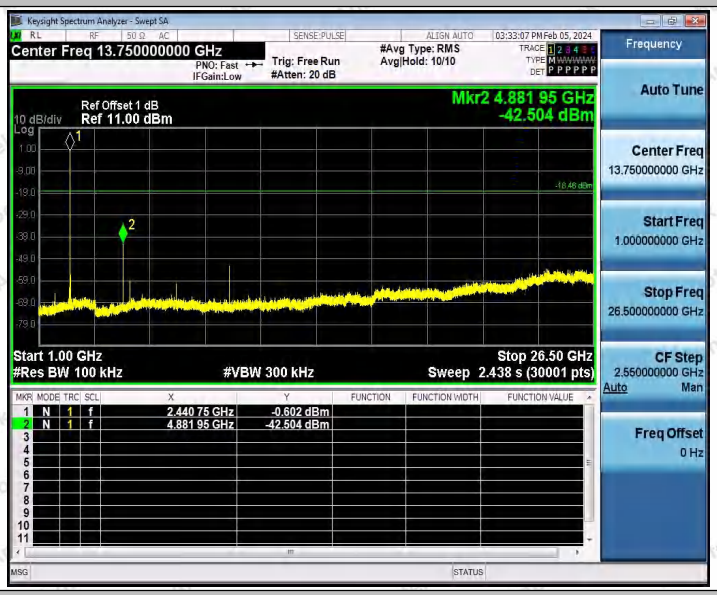

3DH5_Ant1_2480_0~Reference

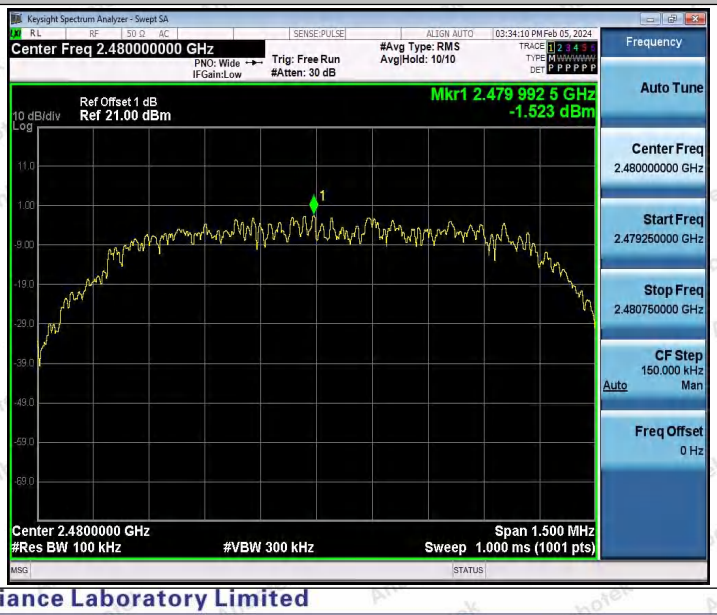

3DH5_Ant1_2480_30~1000

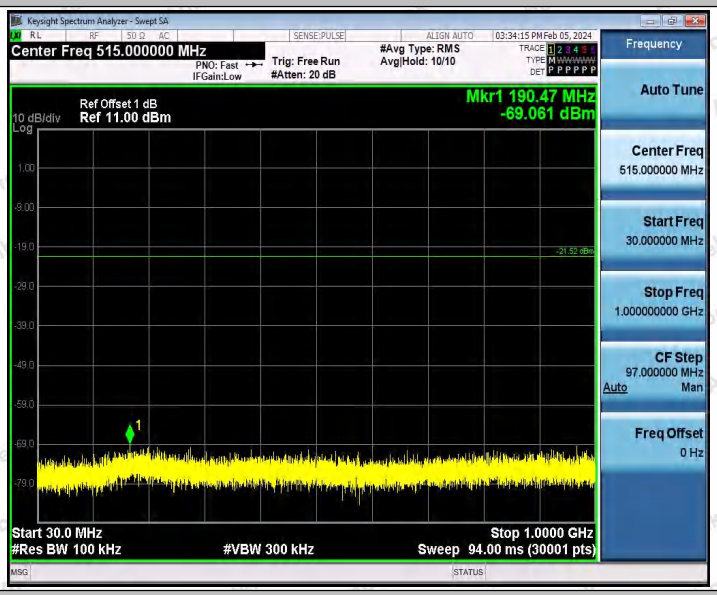

3DH5_Ant1_2480_1000~26500

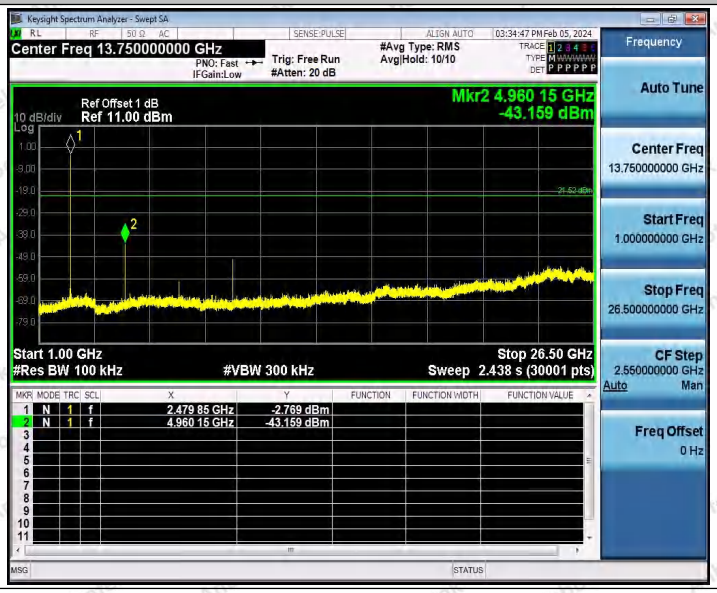

Appendix I: Duty Cycle

Test Result

TestMode	Antenna	Frequency[MHz]	ON Time [ms]	Period [ms]	Duty Cycle [%]	Duty Cycle Factor[dB]
DH5	Ant1	2402	2.91	3.76	77.39	1.11
		2441	2.90	3.75	77.33	1.12
		2480	2.91	3.76	77.39	1.11
2DH5	Ant1	2402	2.90	3.75	77.33	1.12
		2441	2.91	3.76	77.39	1.11
		2480	2.90	3.75	77.33	1.12
3DH5	Ant1	2402	2.91	3.75	77.60	1.10
		2441	2.91	3.75	77.60	1.10
		2480	2.91	3.75	77.60	1.10

Test Graphs

DH5_Ant1_2402

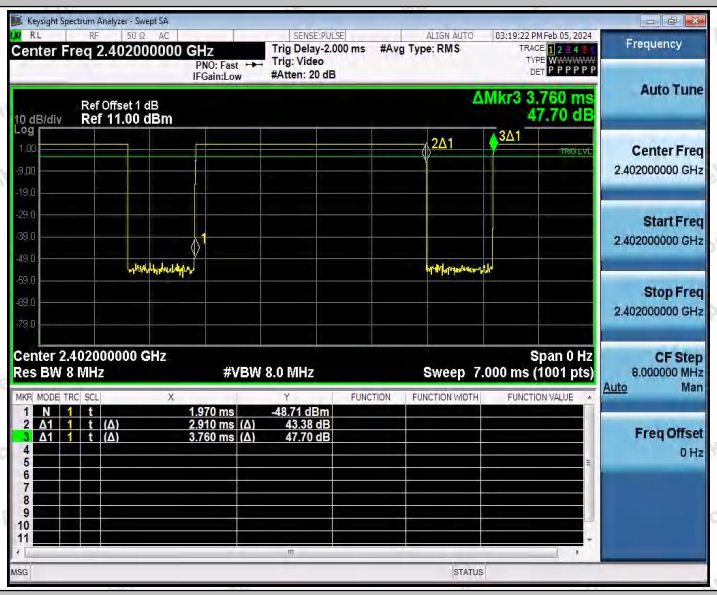

DH5_Ant1_2441

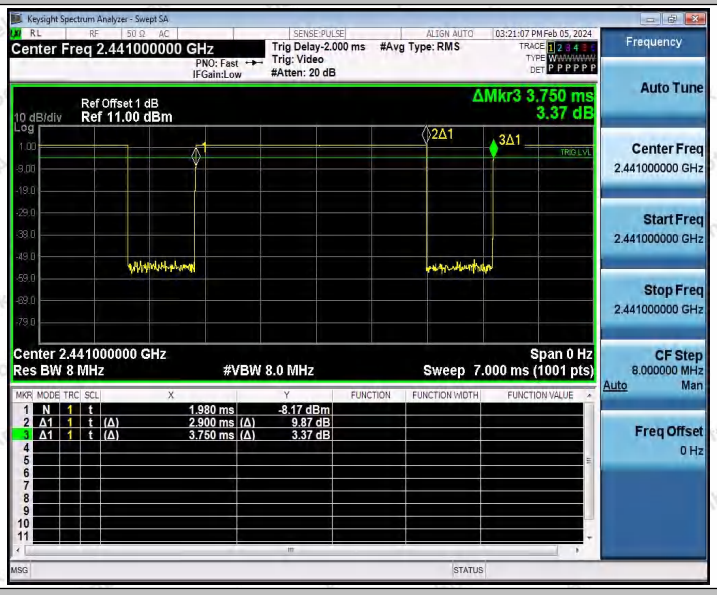

DH5_Ant1_2480

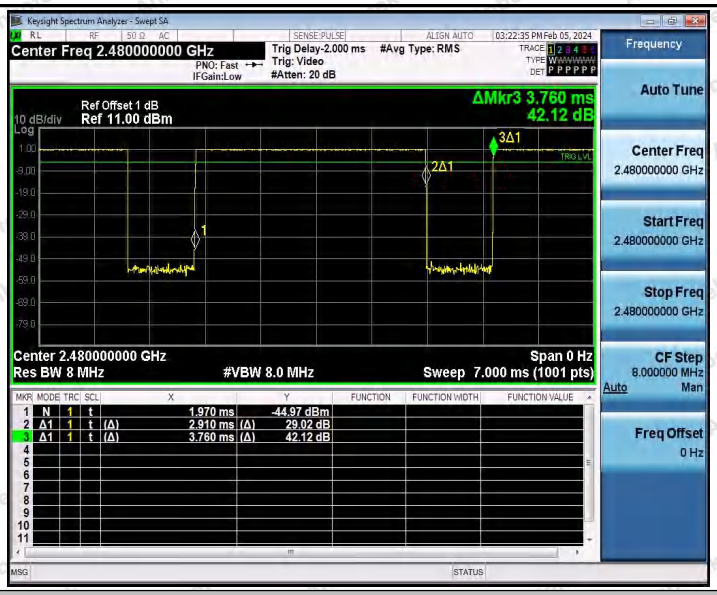

2DH5_Ant1_2402

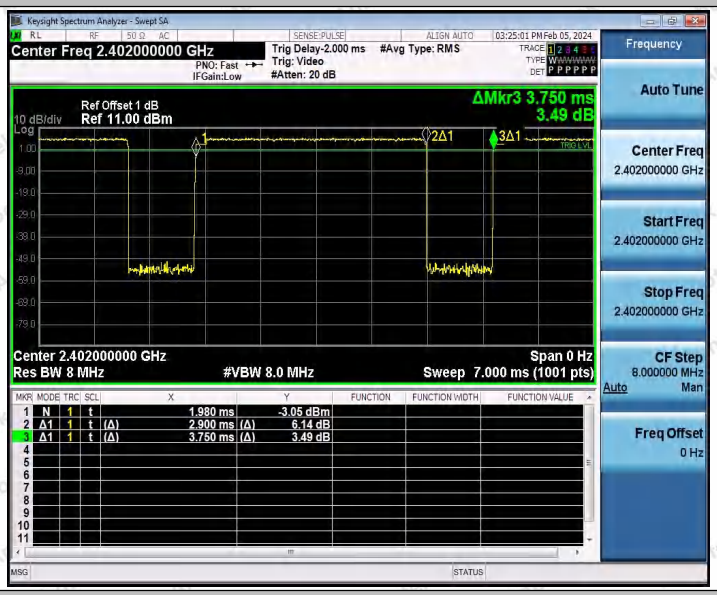

2DH5_Ant1_2441

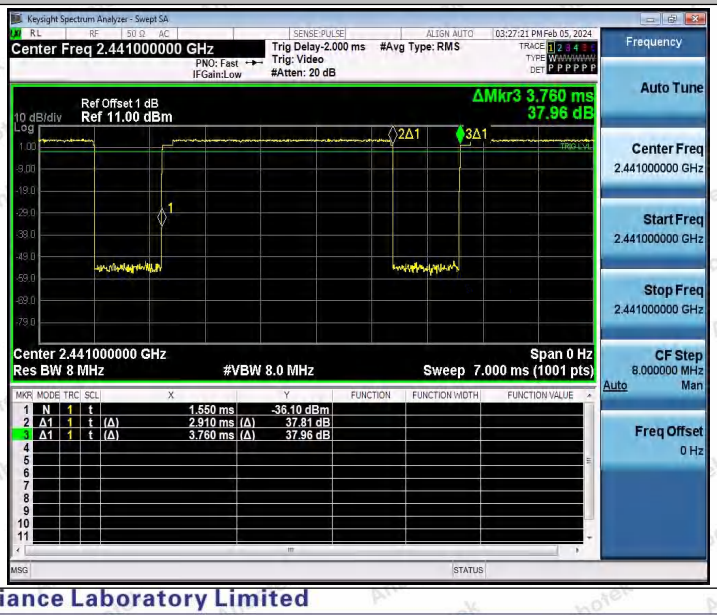

2DH5_Ant1_2480

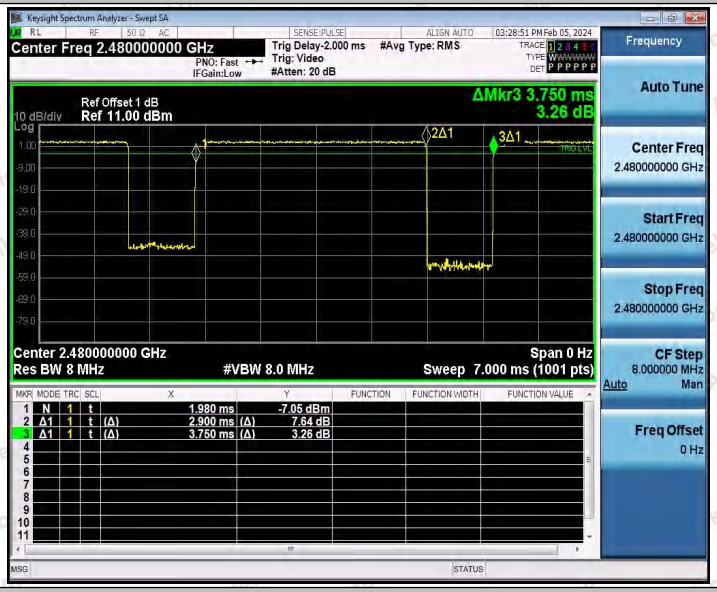

3DH5_Ant1_2402

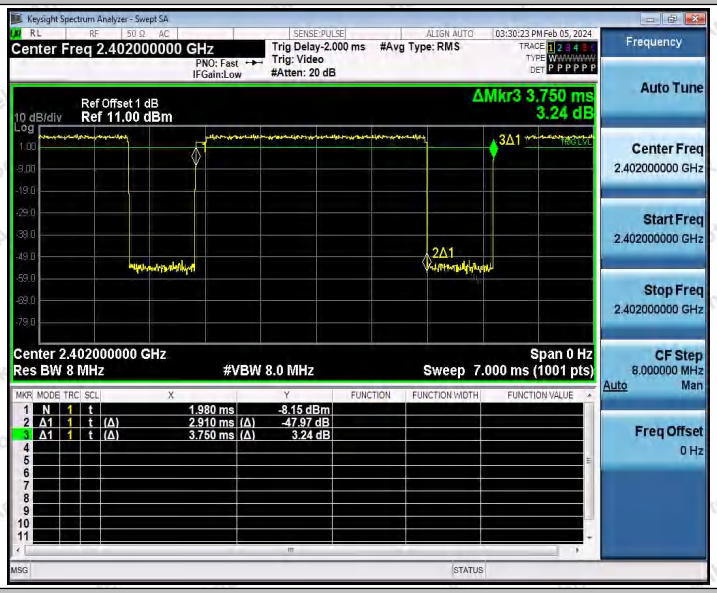

3DH5_Ant1_2441

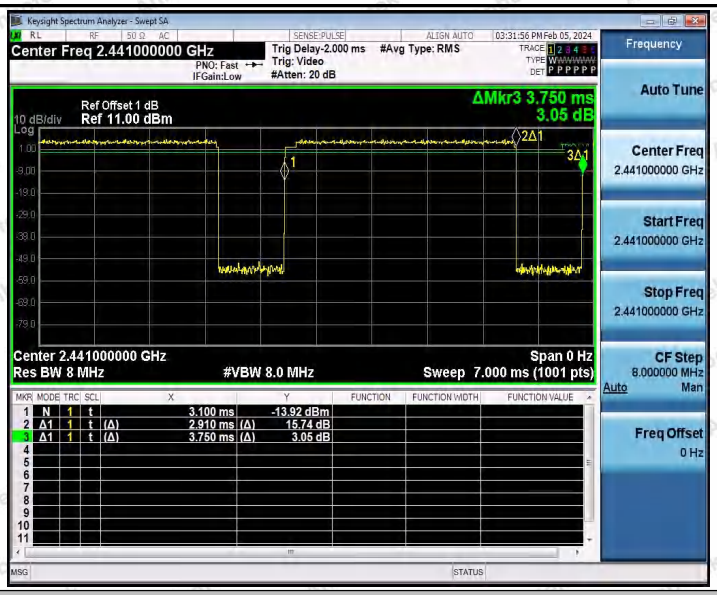

3DH5_Ant1_2480

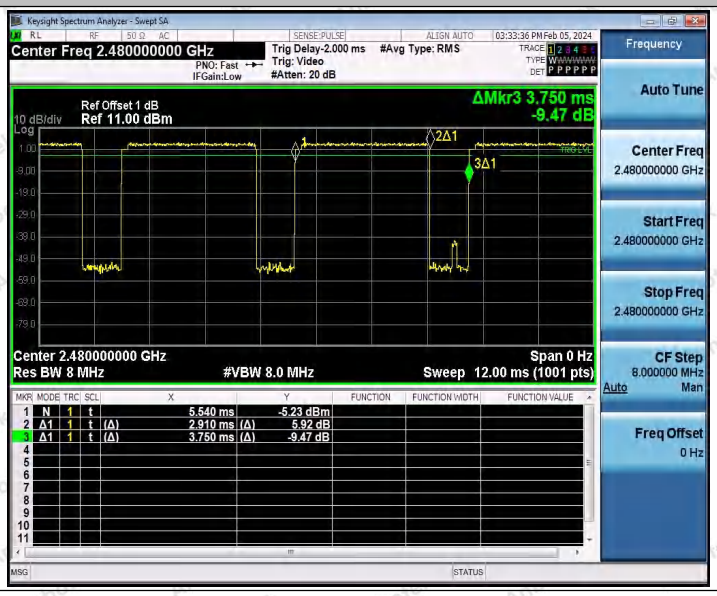

---end---