Appendix Test Data

Report No.:	18220WC40025901	Test Sample No.:	1-2-2
Start Test Date:	2024.2.19	Finish Test Date:	2024.2.19
Test Engineer:	Jokes Huang	Auditor:	Justin Feng
Temperature:	25.5℃	Relative Humidity:	47%
Pressure:	101kPa		

Appendix A: 20dB Emission Bandwidth

Test Result

TestMode	Antenna	Frequency[MHz]	20db EBW[MHz]	FL[MHz]	FH[MHz]	Limit[MHz]	Verdict
DH5	Ant1	2402	0.996	2401.484	2402.480	---	---
		2441	1.023	2440.469	2441.492	---	---
		2480	1.029	2479.460	2480.489	---	---
2DH5	Ant1	2402	1.314	2401.325	2402.639	---	---
		2441	1.320	2440.316	2441.636	---	---
		2480	1.320	2479.316	2480.636	---	---
3DH5	Ant1	2402	1.296	2401.337	2402.633	---	---
		2441	1.341	2440.307	2441.648	---	---
		2480	1.296	2479.331	2480.627	---	---

Test Graphs

DH5_Ant1_2402

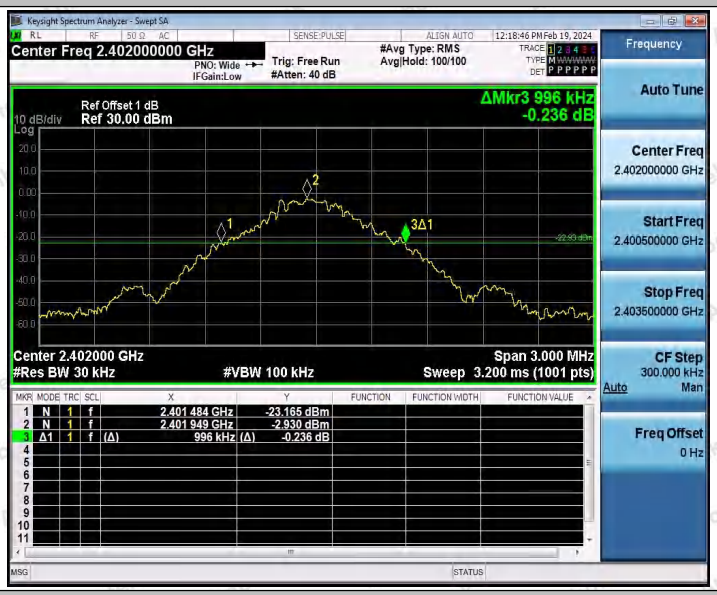

DH5_Ant1_2441

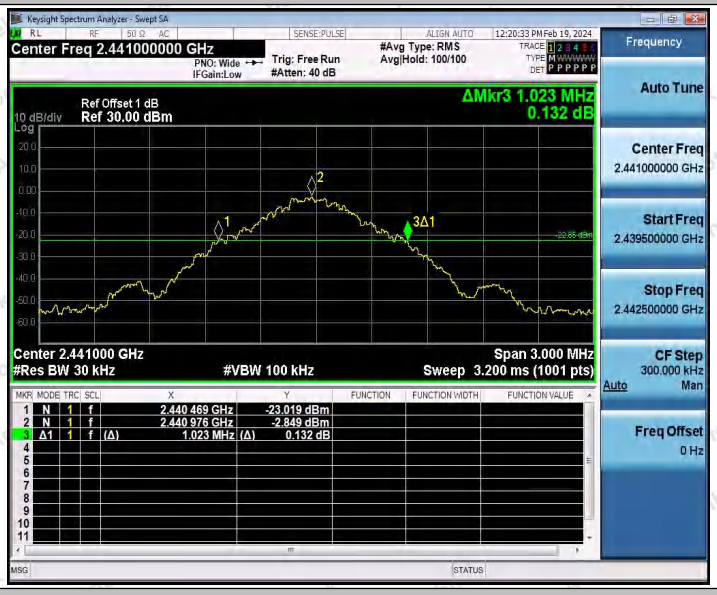

DH5_Ant1_2480

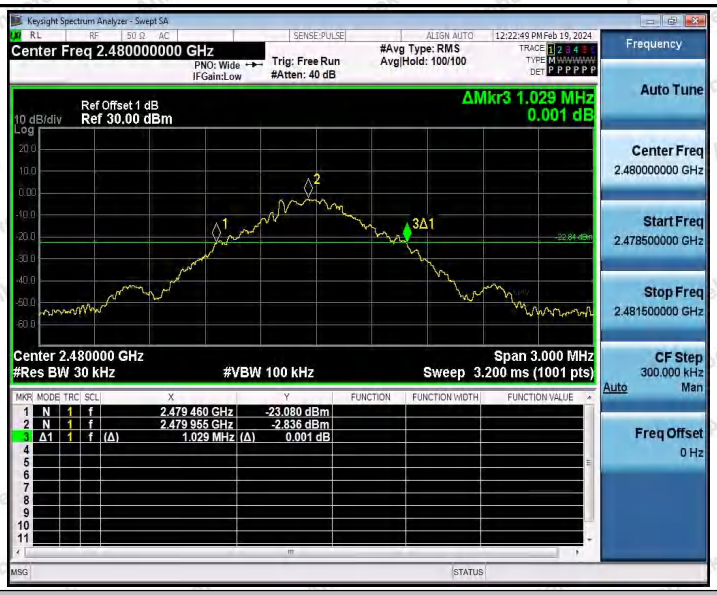

2DH5_Ant1_2402

2DH5_Ant1_2441

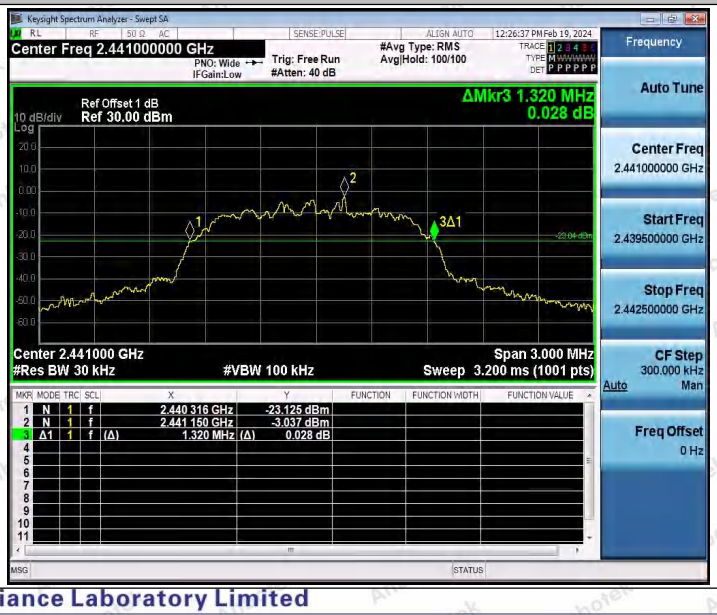

2DH5_Ant1_2480

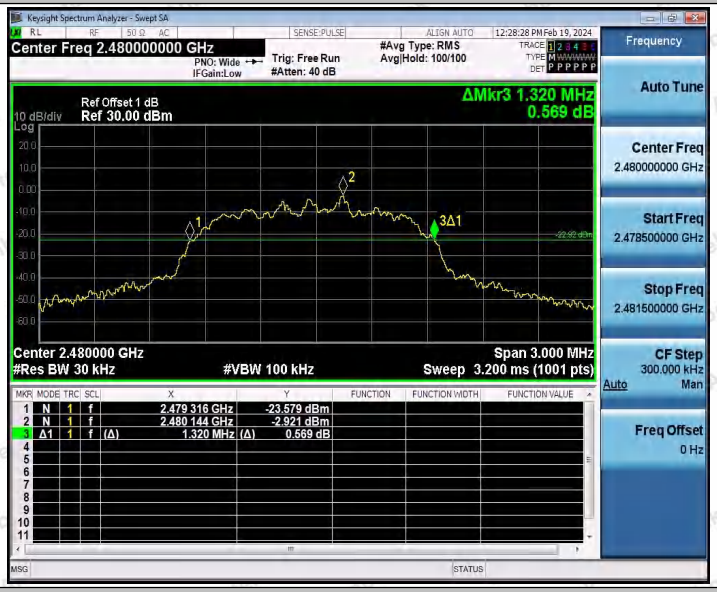

3DH5_Ant1_2402

3DH5_Ant1_2441

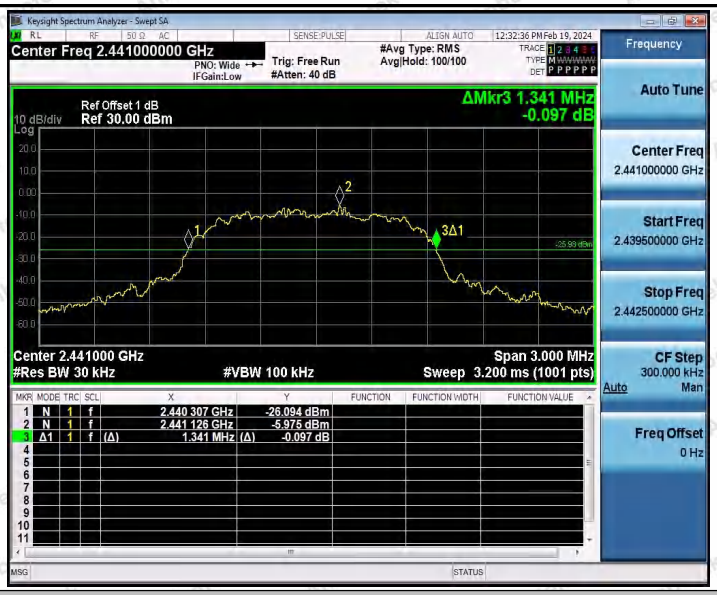

3DH5_Ant1_2480

Appendix B: Occupied Channel Bandwidth

Test Result

TestMode	Antenna	Frequency[MHz]	OCB [MHz]	FL[MHz]	FH[MHz]	Limit[MHz]	Verdict
DH5	Ant1	2402	0.88709	2401.5336	2402.4207	---	---
		2441	0.87925	2440.5428	2441.4220	---	---
		2480	0.90303	2479.5271	2480.4301	---	---
2DH5	Ant1	2402	1.1915	2401.3874	2402.5789	---	---
		2441	1.2043	2440.3815	2441.5858	---	---
		2480	1.1889	2479.3850	2480.5739	---	---
3DH5	Ant1	2402	1.1971	2401.3803	2402.5774	---	---
		2441	1.1925	2440.3860	2441.5785	---	---
		2480	1.1903	2479.3867	2480.5770	---	---

Test Graphs

DH5_Ant1_2402

DH5_Ant1_2441

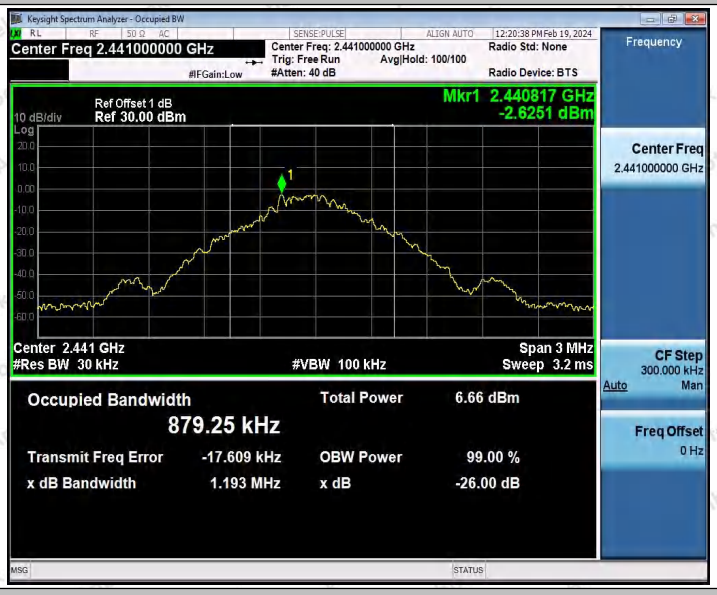

DH5_Ant1_2480

2DH5_Ant1_2402

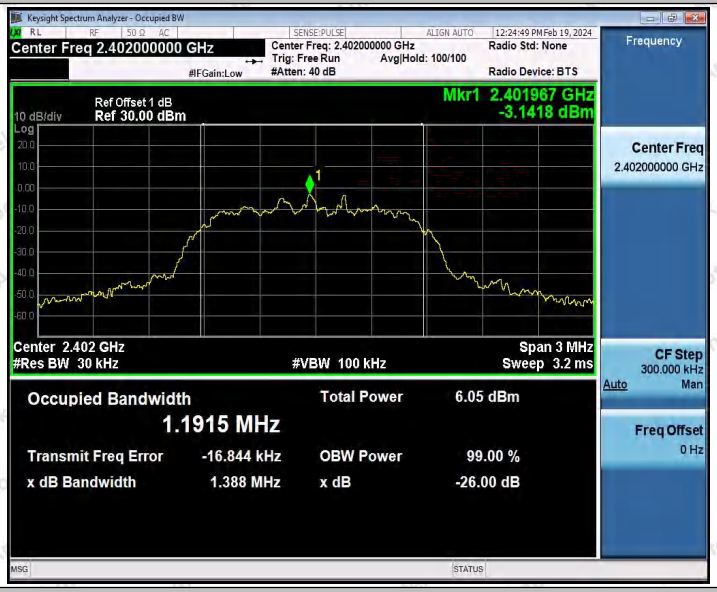

2DH5_Ant1_2441

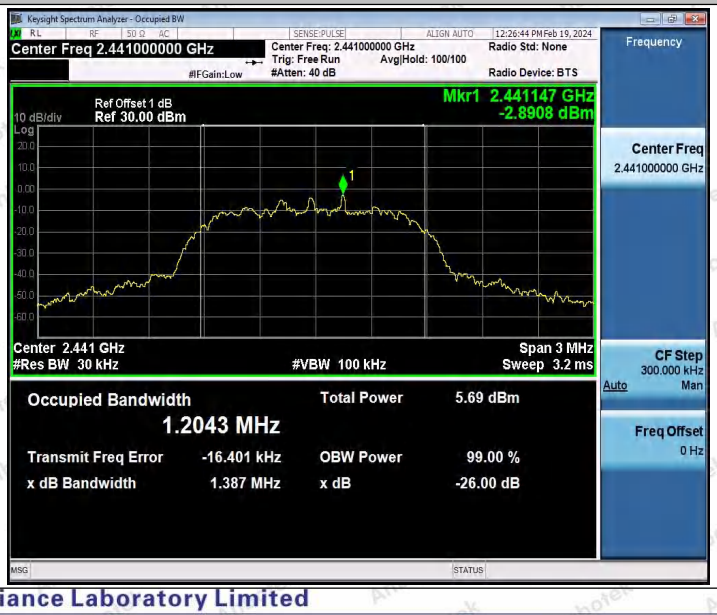

2DH5_Ant1_2480

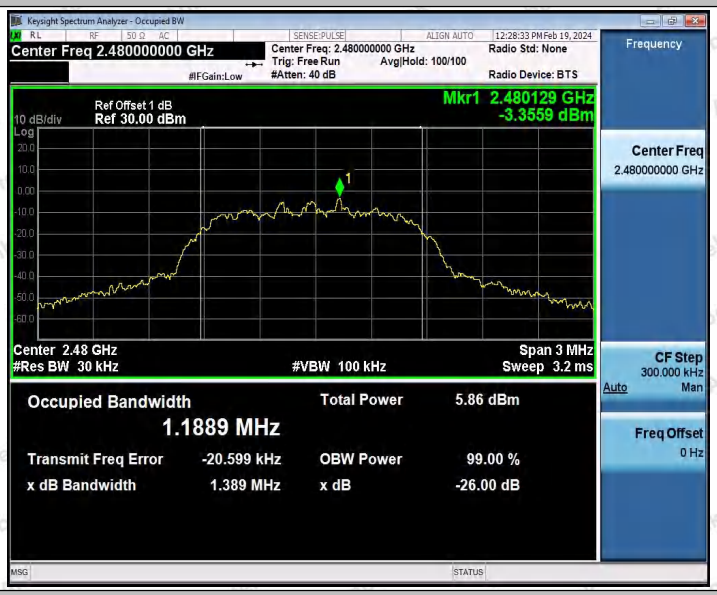

3DH5_Ant1_2402

3DH5_Ant1_2441

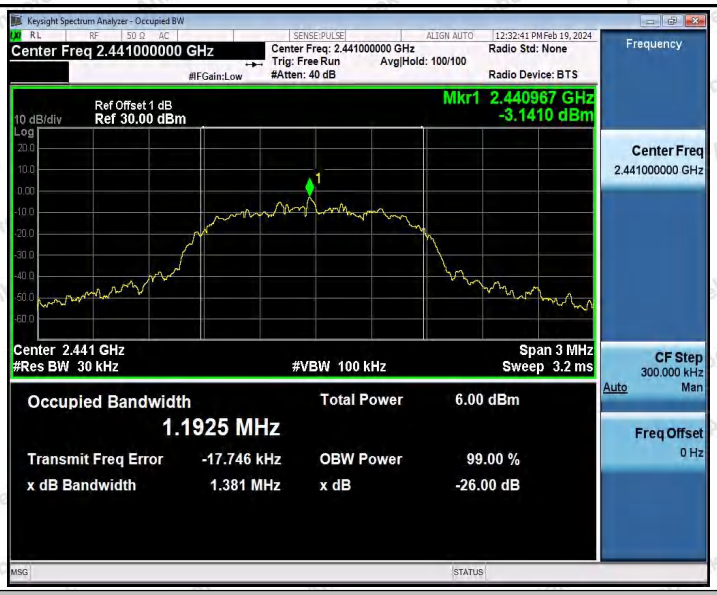

3DH5_Ant1_2480

Appendix C: Maximum conducted output power

Test Result Peak

Test Mode	Antenna	Frequency[MHz]	Conducted Peak Power[dBm]	Conducted Limit[dBm]	Verdict
DH5	Ant1	2402	-0.18	≤20.97	PASS
		2441	-0.16	≤20.97	PASS
		2480	-0.29	≤20.97	PASS
2DH5	Ant1	2402	0.88	≤20.97	PASS
		2441	0.90	≤20.97	PASS
		2480	0.69	≤20.97	PASS
3DH5	Ant1	2402	1.29	≤20.97	PASS
		2441	**1.33**	≤20.97	PASS
		2480	1.16	≤20.97	PASS

Test Graphs

DH5_Ant1_2402

DH5_Ant1_2441

DH5_Ant1_2480

2DH5_Ant1_2402

2DH5_Ant1_2441

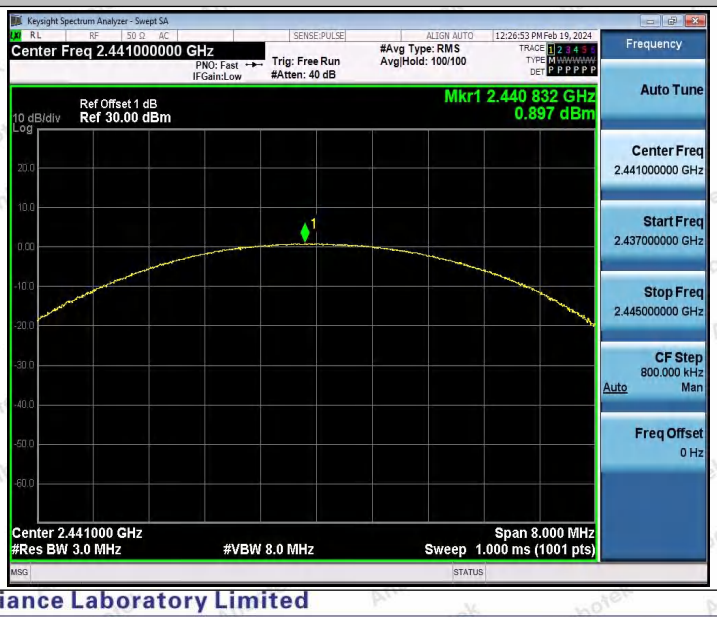

2DH5_Ant1_2480

3DH5_Ant1_2402

3DH5_Ant1_2441

3DH5_Ant1_2480

Appendix D: Carrier frequency separation

Test Result

TestMode	Antenna	Frequency[MHz]	Result[MHz]	Limit[MHz]	Verdict
DH5	Ant1	Hop	0.978	≥0.686	PASS
2DH5	Ant1	Hop	1.006	≥0.880	PASS
3DH5	Ant1	Hop	0.988	≥0.894	PASS

Test Graphs

DH5_Ant1_Hop

2DH5_Ant1_Hop

3DH5_Ant1_Hop

Keysight Spectrum Analyzer - Swept SA
Center Freq 2.441500000 GHz
PNO: Fast
IFGain:Low
Trig: Free Run
#Atten: 40 dB
#Avg Type: RMS
Avg|Hold: 5000/5000
12:53:00 PM Feb 19, 2024
Ref Offset 1 dB
10 dB/div
Ref 30.00 dBm
Log
ΔMkr2 988 kHz
-0.019 dB
Start 2.440500 GHz
#Res BW 300 kHz
#VBW 300 kHz
Stop 2.442500 GHz
Sweep 1.000 ms (1001 pts)
Frequency
Auto Tune
Center Freq
2.441500000 GHz
Start Freq
2.440500000 GHz
Stop Freq
2.442500000 GHz
CF Step
200.000 kHz
Auto
Man
Freq Offset
0 Hz

Appendix E: Time of occupancy

Test Result

TestMode	Antenna	Frequency[MHz]	BurstWidth [ms]	TotalHops [Num]	Result[s]	Limit[s]	Verdict
DH1	Ant1	Hop	0.375	318	0.119	≤0.4	PASS
DH3	Ant1	Hop	1.631	150	0.245	≤0.4	PASS
DH5	Ant1	Hop	2.878	102	0.294	≤0.4	PASS
2DH1	Ant1	Hop	0.384	320	0.123	≤0.4	PASS
2DH3	Ant1	Hop	1.637	166	0.272	≤0.4	PASS
2DH5	Ant1	Hop	2.884	103	0.297	≤0.4	PASS
3DH1	Ant1	Hop	0.386	318	0.123	≤0.4	PASS
3DH3	Ant1	Hop	1.635	156	0.255	≤0.4	PASS
3DH5	Ant1	Hop	2.885	105	0.303	≤0.4	PASS

Test Graphs

DH1_Ant1_Hop

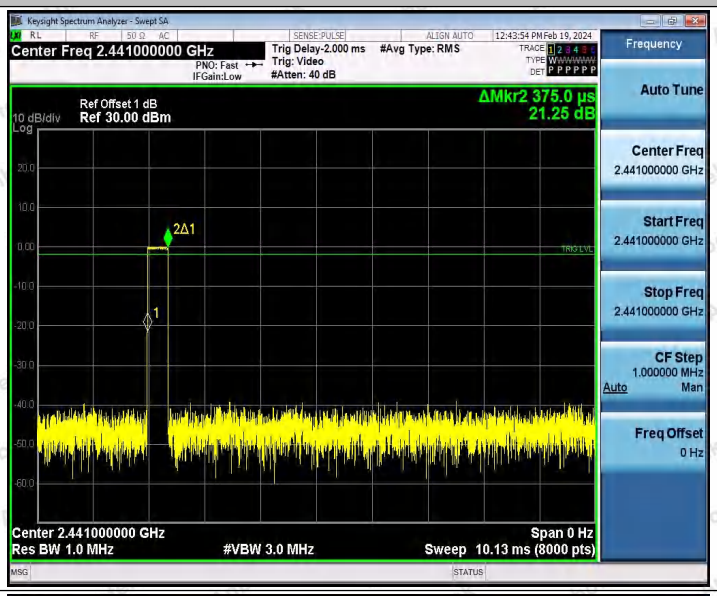

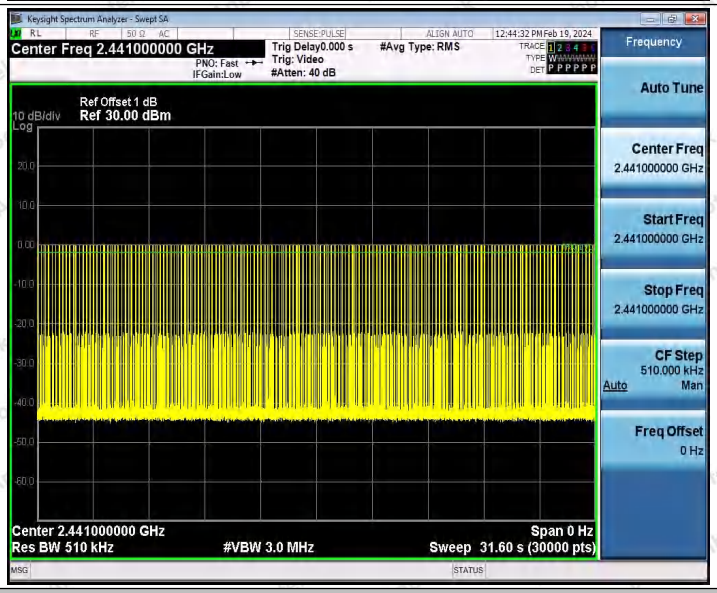

DH3_Ant1_Hop

Keysight Spectrum Analyzer - Swept SA
Center Freq 2.441000000 GHz
Trig Delay-2.000 ms
#Avg Type: RMS
Trig: Video
#Atten: 40 dB
PNO: Fast
IFGain:Low
Ref Offset 1 dB
10 dB/div
Ref 30.00 dBm
ΔMkr2 1.631 ms
19.08 dB
Center 2.441000000 GHz
Span 0 Hz
Res BW 1.0 MHz
#VBW 3.0 MHz
Sweep 10.13 ms (8000 pts)
Frequency
Auto Tune
Center Freq
2.441000000 GHz
Start Freq
2.441000000 GHz
Stop Freq
2.441000000 GHz
CF Step
1.000000 MHz
Auto
Man
Freq Offset
0 Hz

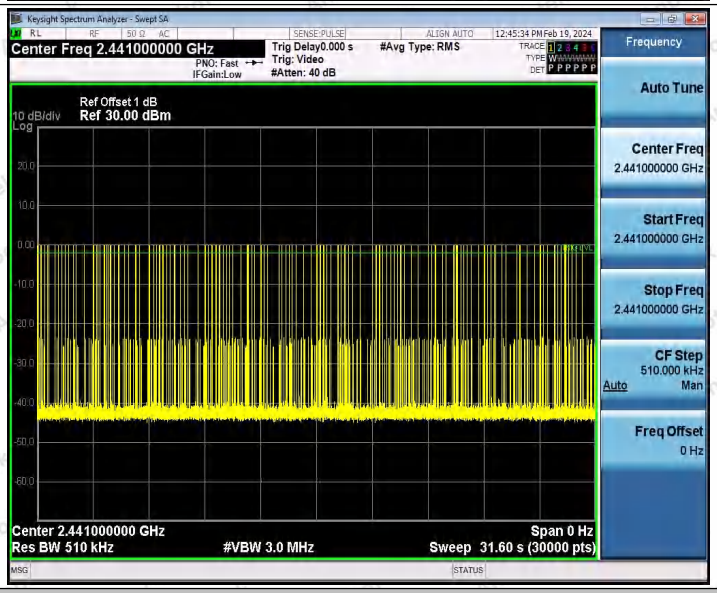
Keysight Spectrum Analyzer - Swept SA
Center Freq 2.441000000 GHz
Trig Delay0.000 s
#Avg Type: RMS
Trig: Video
#Atten: 40 dB
PNO: Fast
IFGain:Low
Ref Offset 1 dB
10 dB/div
Ref 30.00 dBm
Center 2.441000000 GHz
Span 0 Hz
Res BW 510 kHz
#VBW 3.0 MHz
Sweep 31.60 s (30000 pts)
Frequency
Auto Tune
Center Freq
2.441000000 GHz
Start Freq
2.441000000 GHz
Stop Freq
2.441000000 GHz
CF Step
510.000 kHz
Auto
Man
Freq Offset
0 Hz

DH5_Ant1_Hop

Keysight Spectrum Analyzer - Swept SA
Center Freq 2.441000000 GHz
Trig Delay-2.000 ms
#Avg Type: RMS
Trig: Video
#Atten: 40 dB
PNO: Fast
IFGain:Low
Ref Offset 1 dB
10 dB/div
Ref 30.00 dBm
ΔMkr2 2.878 ms
5.71 dB
Center 2.441000000 GHz
Span 0 Hz
Res BW 1.0 MHz
#VBW 3.0 MHz
Sweep 10.13 ms (8000 pts)
Frequency
Auto Tune
Center Freq
2.441000000 GHz
Start Freq
2.441000000 GHz
Stop Freq
2.441000000 GHz
CF Step
1.000000 MHz
Auto
Man
Freq Offset
0 Hz

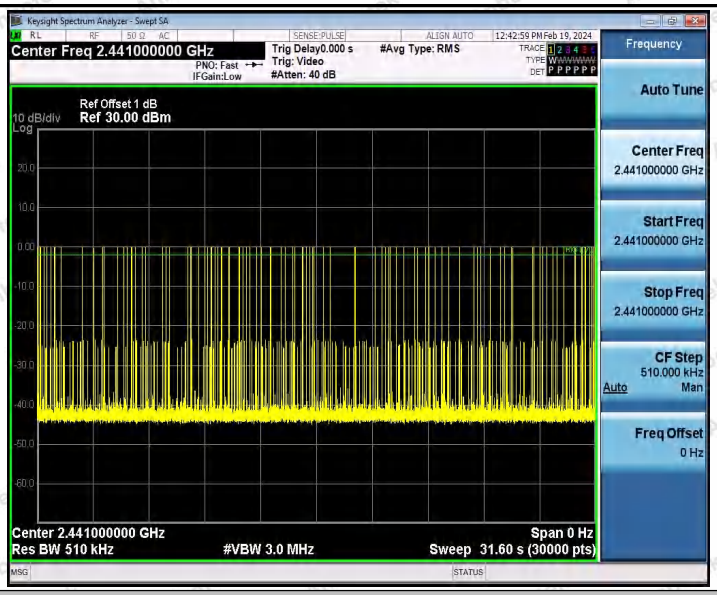

2DH1_Ant1_Hop

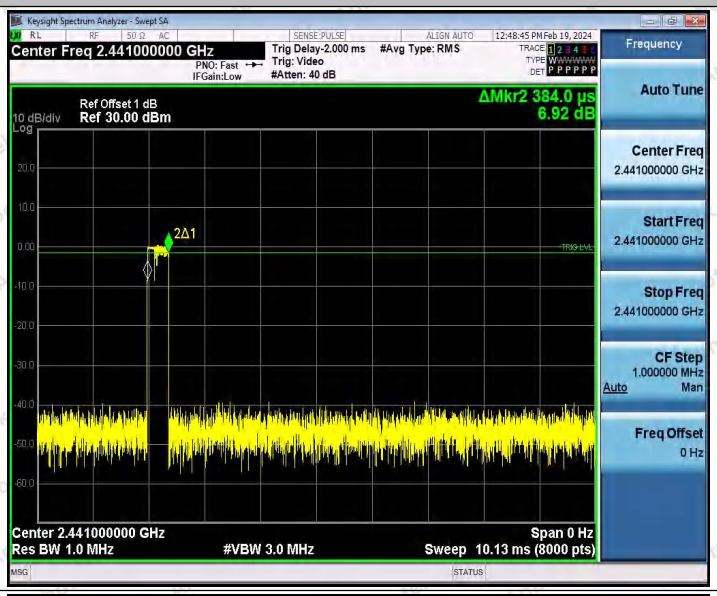

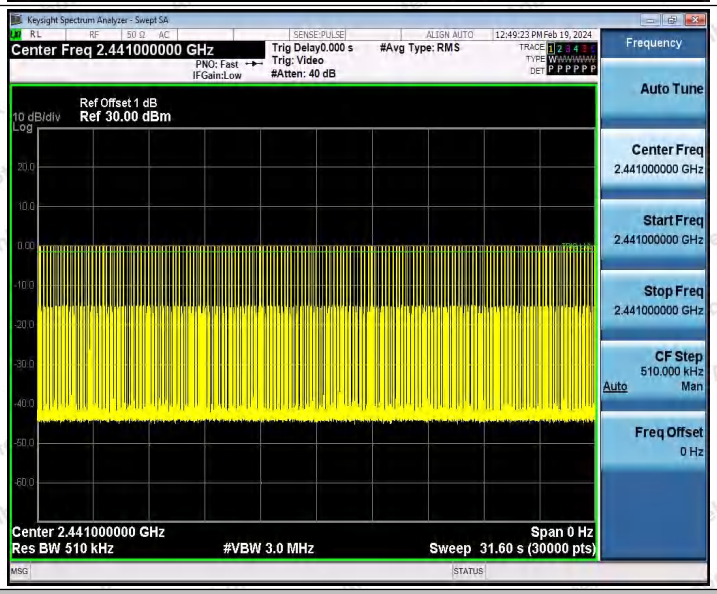

2DH3_Ant1_Hop

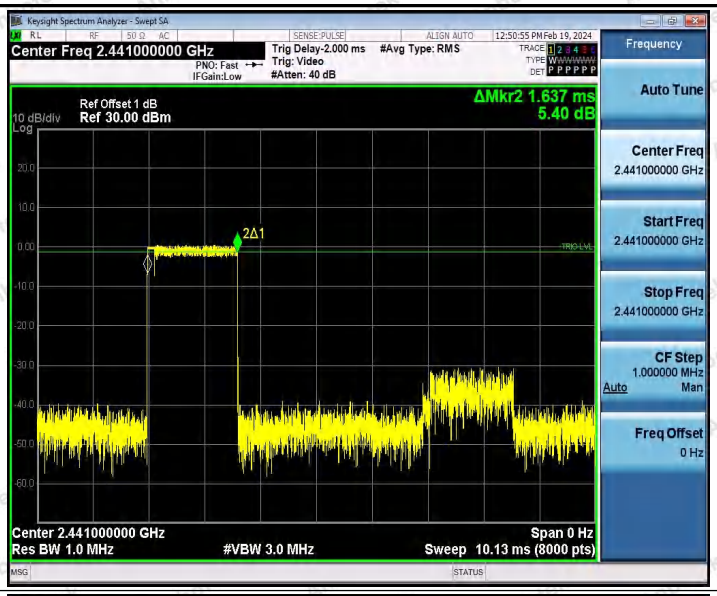

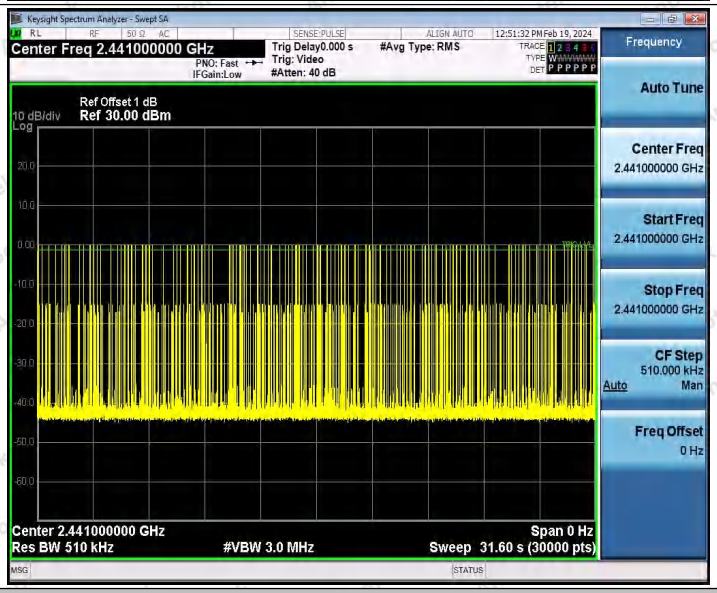

2DH5_Ant1_Hop

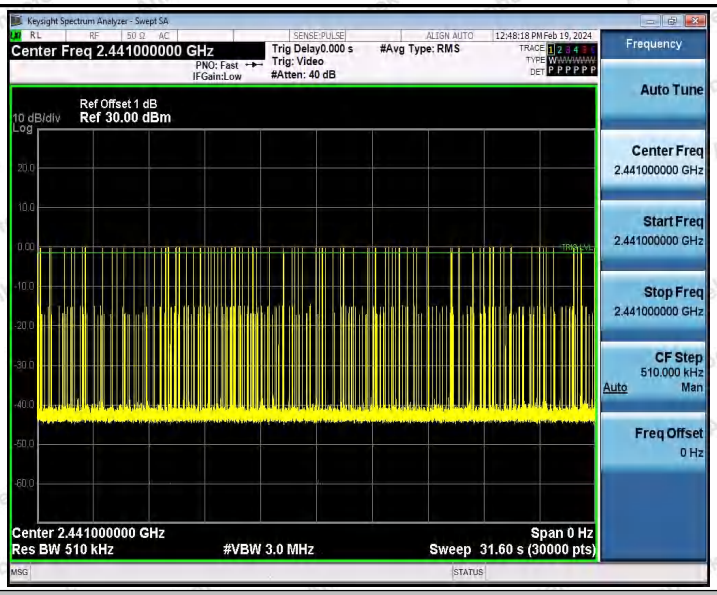

3DH1_Ant1_Hop

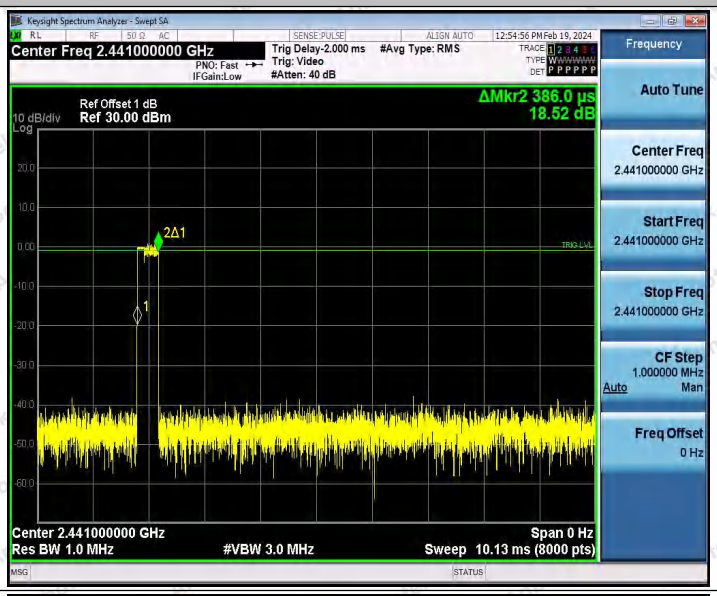

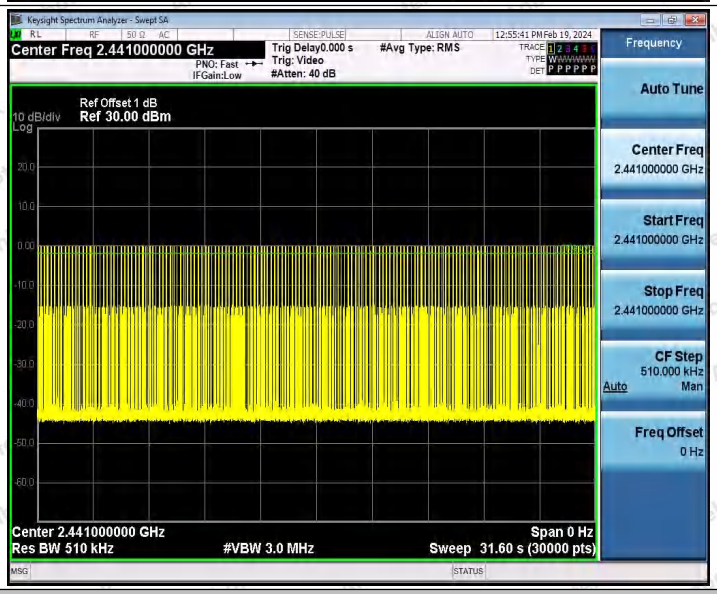

3DH3_Ant1_Hop

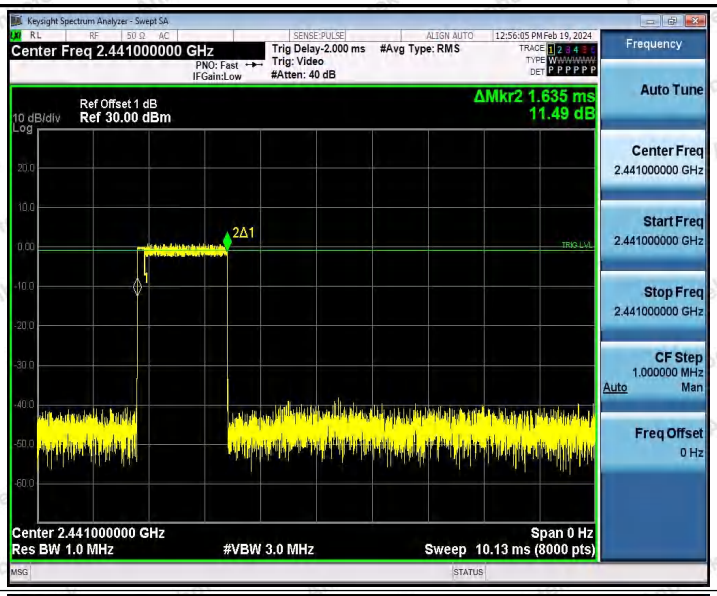

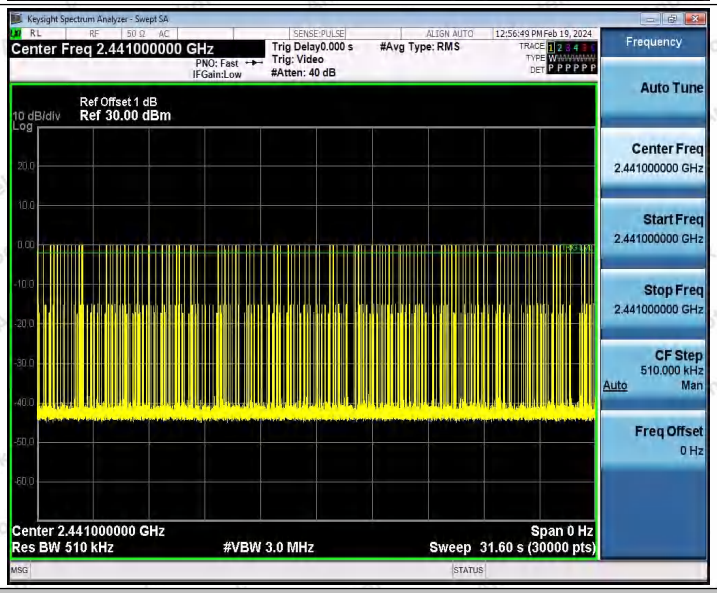

3DH5_Ant1_Hop

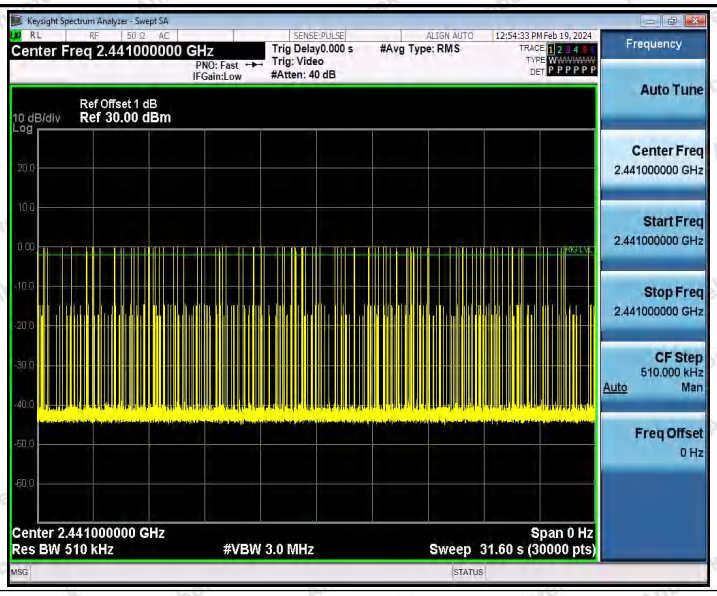
Keysight Spectrum Analyzer - Swept SA
Center Freq 2.441000000 GHz
PNO: Fast
IFGain:Low
Trig Delay0.000 s
Trig: Video
#Atten: 40 dB
#Avg Type: RMS
12:54:33 PM Feb 19, 2024
Frequency
Auto Tune
Center Freq
2.441000000 GHz
Start Freq
2.441000000 GHz
Stop Freq
2.441000000 GHz
CF Step
510.000 kHz
Auto
Man
Freq Offset
0 Hz
Ref Offset 1 dB
10 dB/div
Ref 30.00 dBm
Log
Center 2.441000000 GHz
Res BW 510 kHz
#VBW 3.0 MHz
Span 0 Hz
Sweep 31.60 s (30000 pts)
MSG
STATUS

Appendix F: Number of hopping channels

Test Result

TestMode	Antenna	Frequency[MHz]	Result[Num]	Limit[Num]	Verdict
DH5	Ant1	Hop	79	≥15	PASS
2DH5	Ant1	Hop	79	≥15	PASS
3DH5	Ant1	Hop	79	≥15	PASS

Test Graphs

DH5_Ant1_Hop

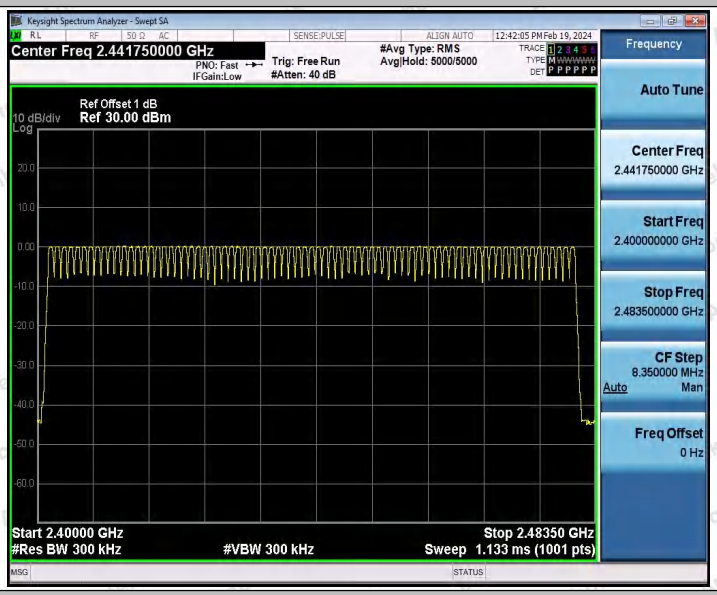

2DH5_Ant1_Hop

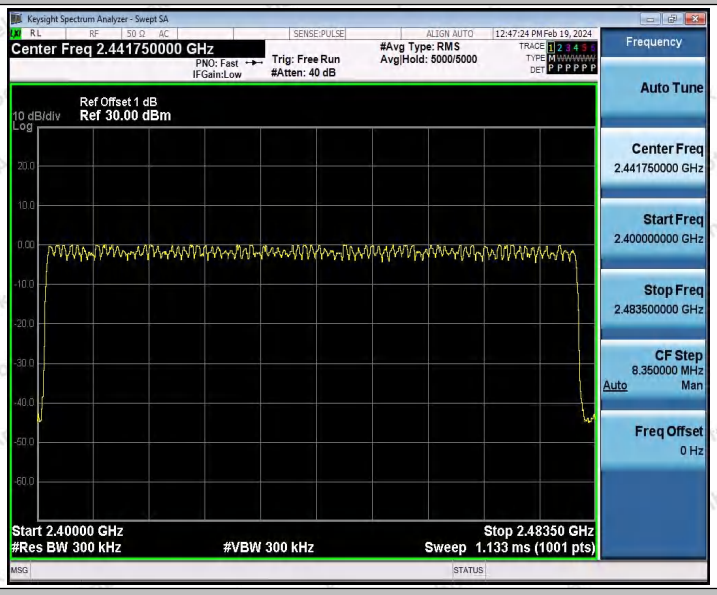

3DH5_Ant1_Hop

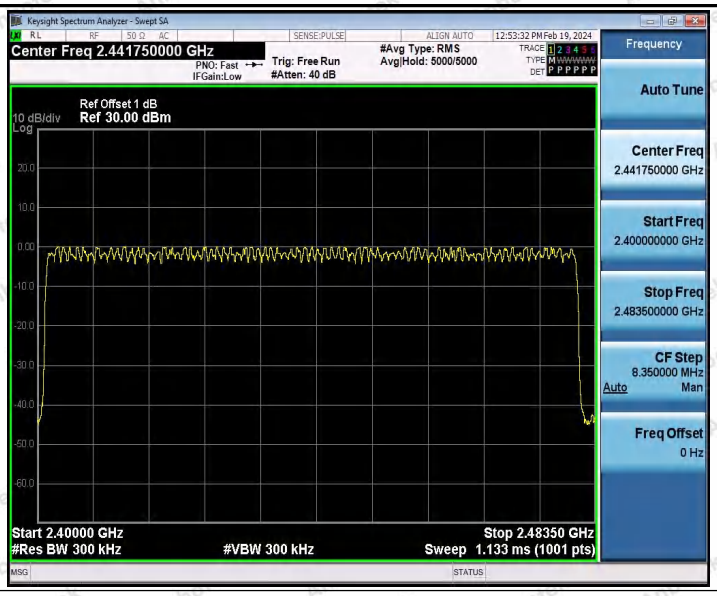
Keysight Spectrum Analyzer - Swept SA
Center Freq 2.441750000 GHz
PNO: Fast
IFGain:Low
Trig: Free Run
#Atten: 40 dB
#Avg Type: RMS
Avg|Hold: 5000/5000
12:53:32 PM Feb 19, 2024
Ref Offset 1 dB
10 dB/div
Ref 30.00 dBm
Log
Start 2.40000 GHz
#Res BW 300 kHz
#VBW 300 kHz
Stop 2.48350 GHz
Sweep 1.133 ms (1001 pts)
Frequency
Auto Tune
Center Freq
2.441750000 GHz
Start Freq
2.400000000 GHz
Stop Freq
2.483500000 GHz
CF Step
8.350000 MHz
Auto
Man
Freq Offset
0 Hz

Appendix G: Band edge measurements

Test Result

TestMode	Antenna	ChName	Frequency[MHz]	RefLevel [dBm]	Result [dBm]	Limit [dBm]	Verdict
DH5	Ant1	Low	2402	-0.32	-53.25	≤-20.32	PASS
		High	2480	-0.60	-52.69	≤-20.6	PASS
		Low	Hop_2402	-0.60	-52.92	≤-20.6	PASS
		High	Hop_2480	-0.40	-47.73	≤-20.4	PASS
2DH5	Ant1	Low	2402	-0.44	-52.64	≤-20.44	PASS
		High	2480	-0.39	-53.66	≤-20.39	PASS
		Low	Hop_2402	-4.06	-53.73	≤-24.06	PASS
		High	Hop_2480	-0.34	-51.85	≤-20.34	PASS
3DH5	Ant1	Low	2402	-3.50	-53.05	≤-23.5	PASS
		High	2480	-0.54	-53.38	≤-20.54	PASS
		Low	Hop_2402	-0.21	-53.33	≤-20.21	PASS
		High	Hop_2480	-1.11	-49.87	≤-21.11	PASS

Test Graphs

DH5_Ant1_Low_2402

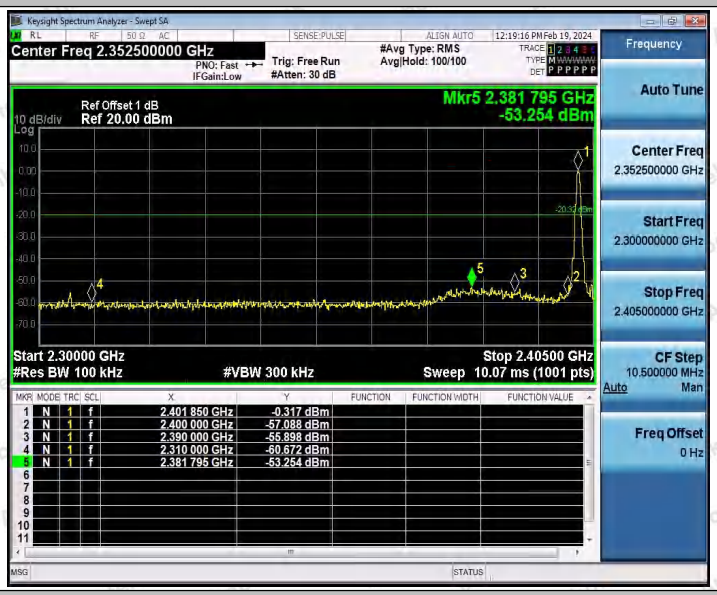

DH5_Ant1_High_2480

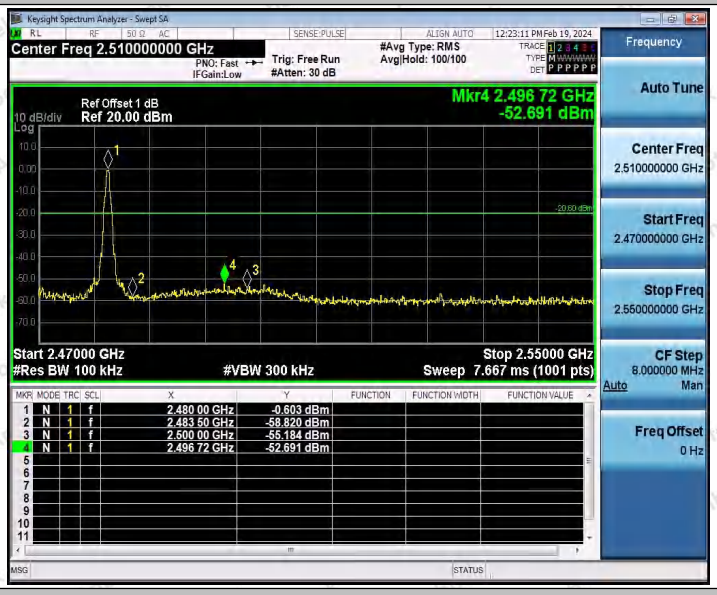

DH5_Ant1_Low_Hop_2402

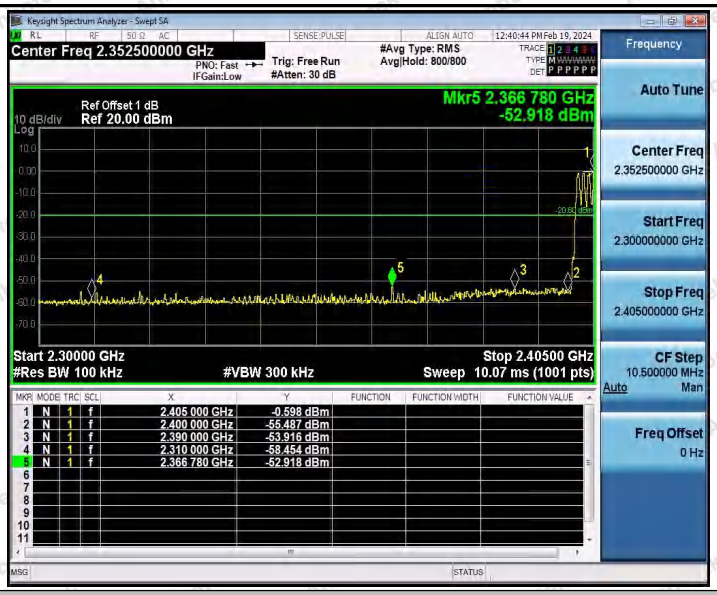

DH5_Ant1_High_Hop_2480

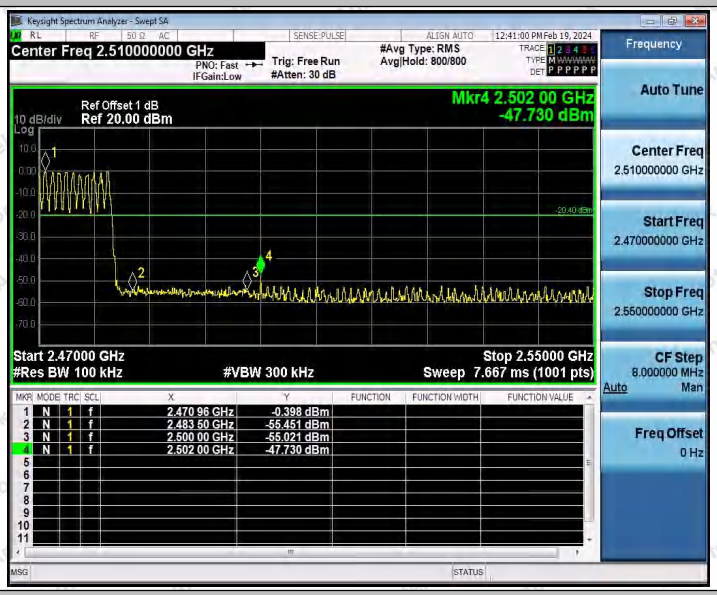

2DH5_Ant1_Low_2402

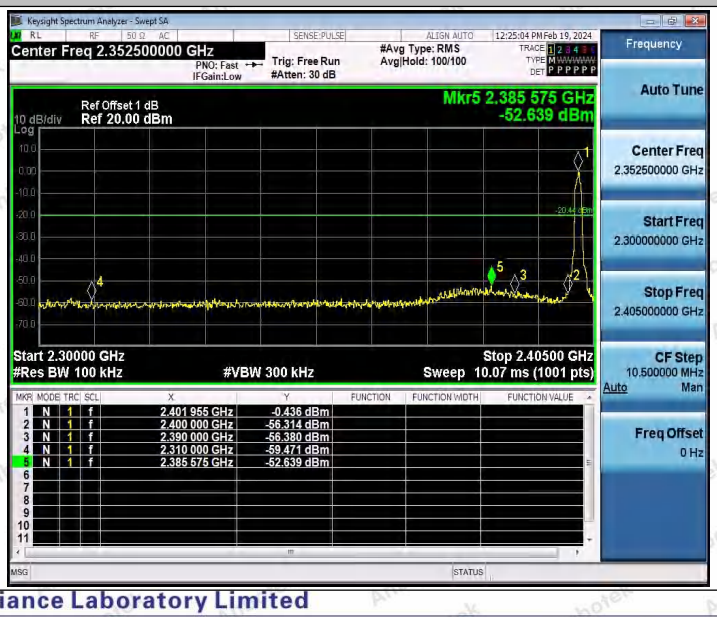

2DH5_Ant1_High_2480

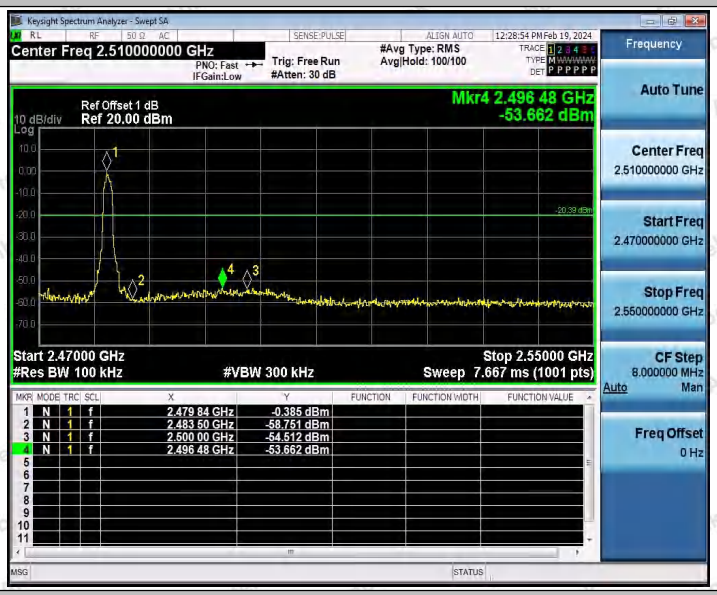

2DH5_Ant1_Low_Hop_2402

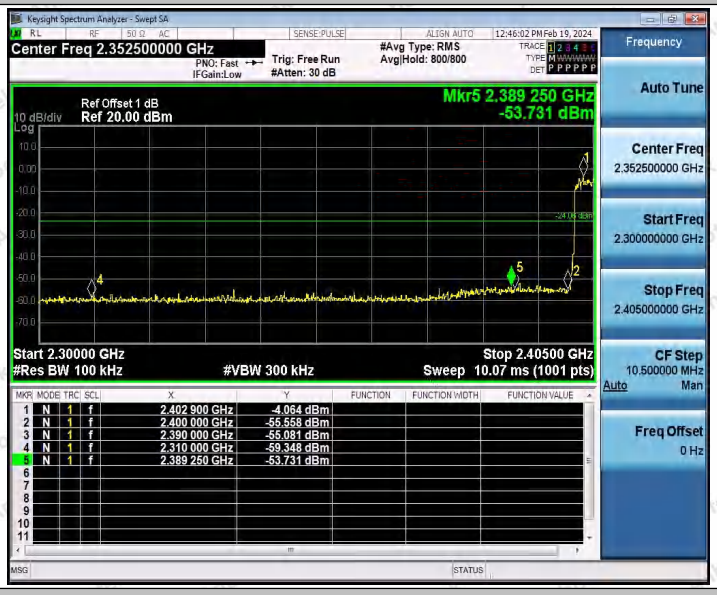

2DH5_Ant1_High_Hop_2480

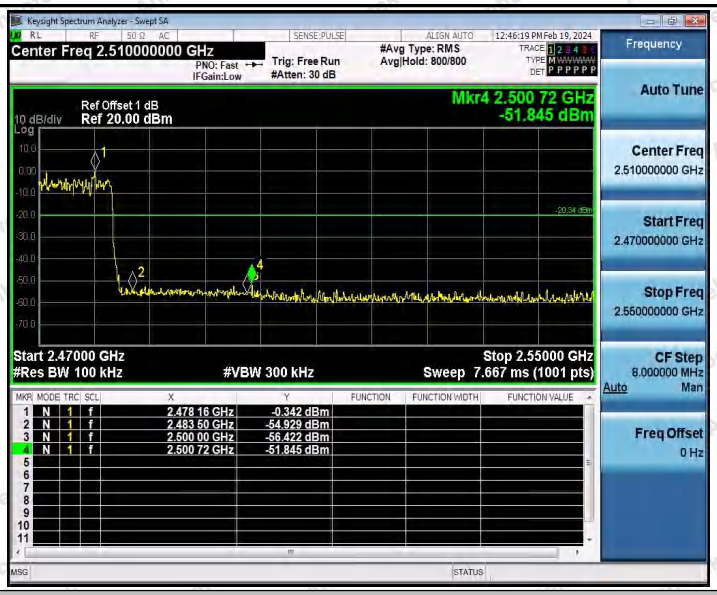

3DH5_Ant1_Low_2402

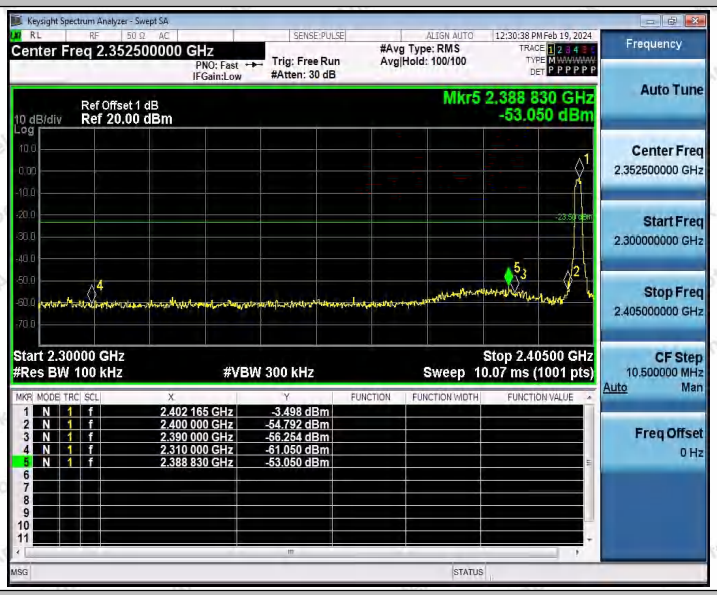

3DH5_Ant1_High_2480

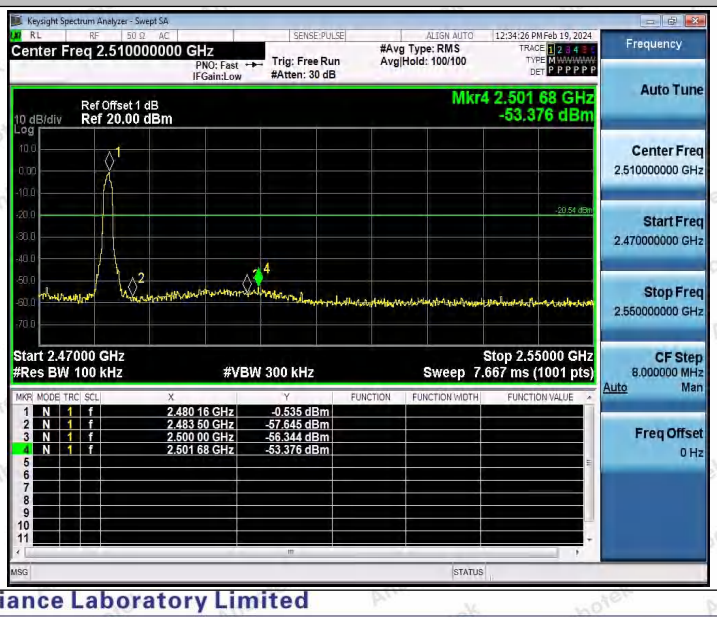

3DH5_Ant1_Low_Hop_2402

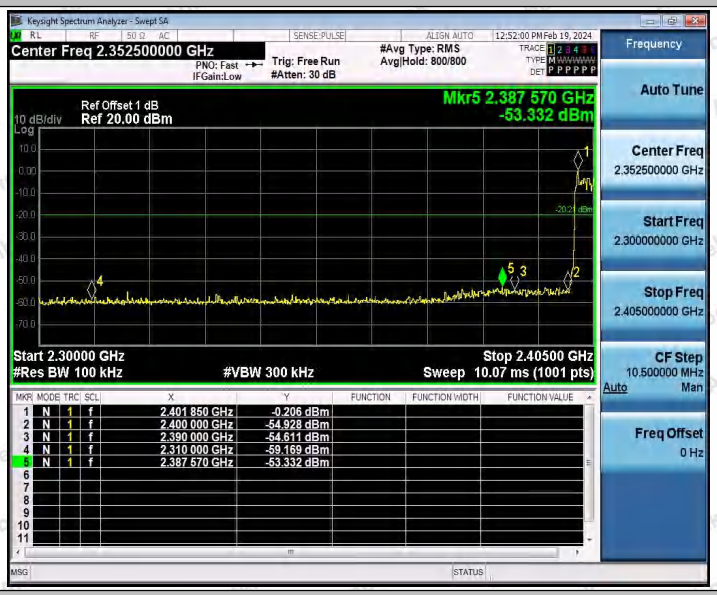

3DH5_Ant1_High_Hop_2480

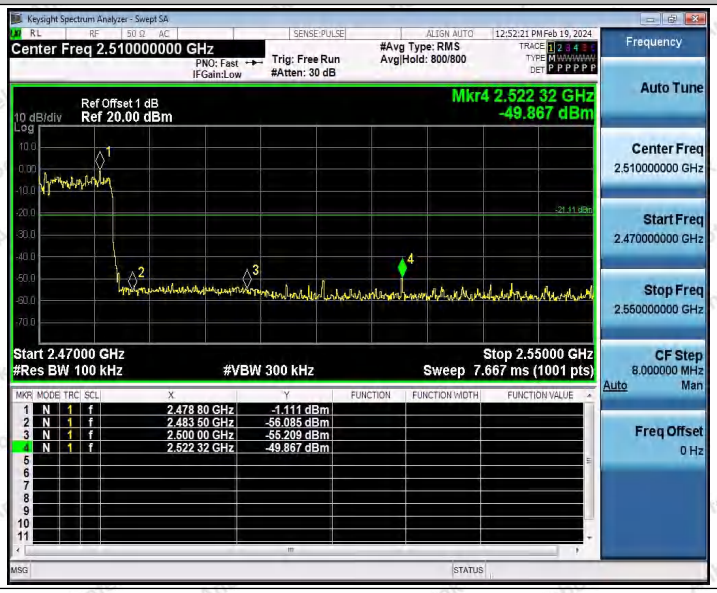

Appendix H: Conducted Spurious Emission

Test Result

TestMode	Antenna	Frequency[MHz]	FreqRange [MHz]	RefLevel [dBm]	Result [dBm]	Limit [dBm]	Verdict
DH5	Ant1	2402	Reference	-1.14	-1.14	---	PASS
			30~1000	-1.14	-59.98	≤-21.14	PASS
			1000~26500	-1.14	-44.54	≤-21.14	PASS
		2441	Reference	-1.16	-1.16	---	PASS
			30~1000	-1.16	-55.23	≤-21.16	PASS
			1000~26500	-1.16	-43.72	≤-21.16	PASS
		2480	Reference	-0.67	-0.67	---	PASS
			30~1000	-0.67	-60.66	≤-20.67	PASS
			1000~26500	-0.67	-41.9	≤-20.67	PASS
2DH5	Ant1	2402	Reference	-2.97	-2.97	---	PASS
			30~1000	-2.97	-59.91	≤-22.97	PASS
			1000~26500	-2.97	-44.02	≤-22.97	PASS
		2441	Reference	-4.28	-4.28	---	PASS
			30~1000	-4.28	-56.33	≤-24.28	PASS
			1000~26500	-4.28	-45.52	≤-24.28	PASS
		2480	Reference	-0.56	-0.56	---	PASS
			30~1000	-0.56	-60.62	≤-20.56	PASS
			1000~26500	-0.56	-43.52	≤-20.56	PASS
3DH5	Ant1	2402	Reference	-2.06	-2.06	---	PASS
			30~1000	-2.06	-58.74	≤-22.06	PASS
			1000~26500	-2.06	-44.04	≤-22.06	PASS
		2441	Reference	-4.20	-4.20	---	PASS
			30~1000	-4.20	-56.68	≤-24.2	PASS
			1000~26500	-4.20	-44.94	≤-24.2	PASS
		2480	Reference	-4.05	-4.05	---	PASS
			30~1000	-4.05	-57.47	≤-24.05	PASS
			1000~26500	-4.05	-42.32	≤-24.05	PASS

Test Graphs

DH5_Ant1_2402_0~Reference

DH5_Ant1_2402_30~1000

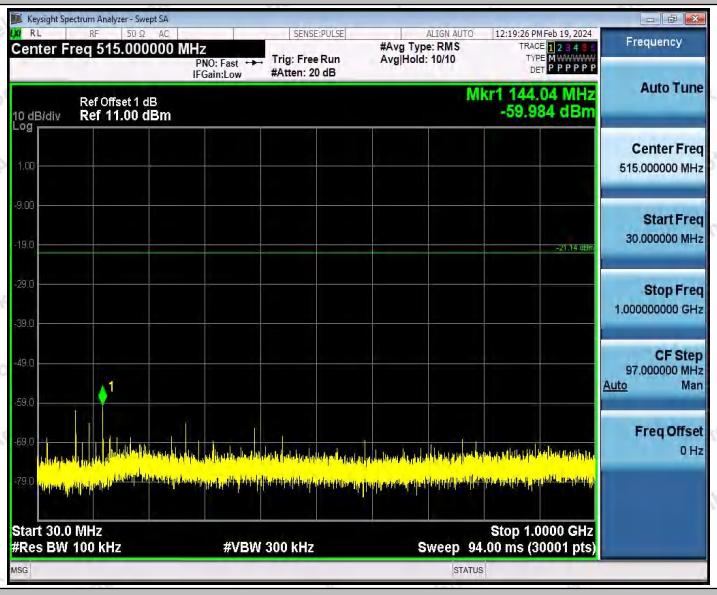

DH5_Ant1_2402_1000~26500

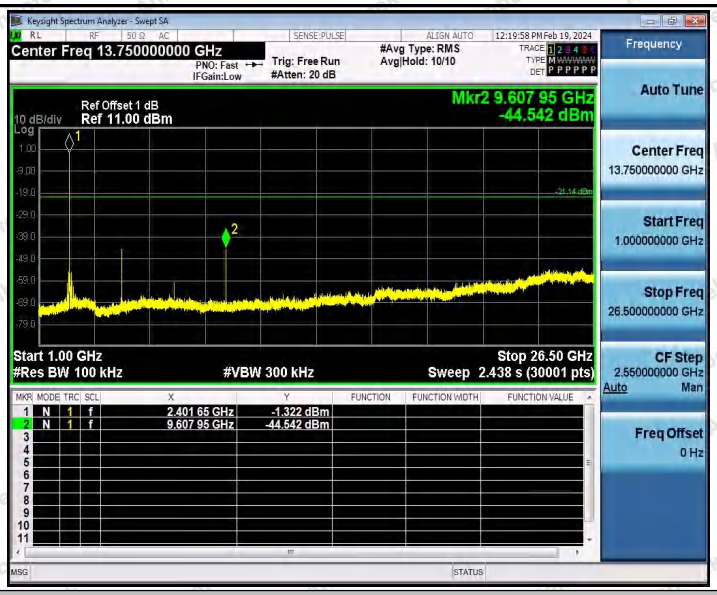

DH5_Ant1_2441_0~Reference

DH5_Ant1_2441_30~1000

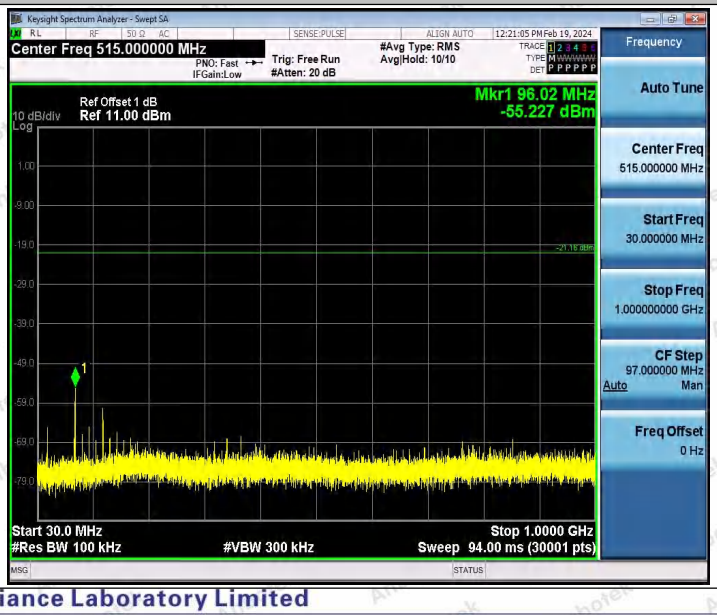

DH5_Ant1_2441_1000~26500

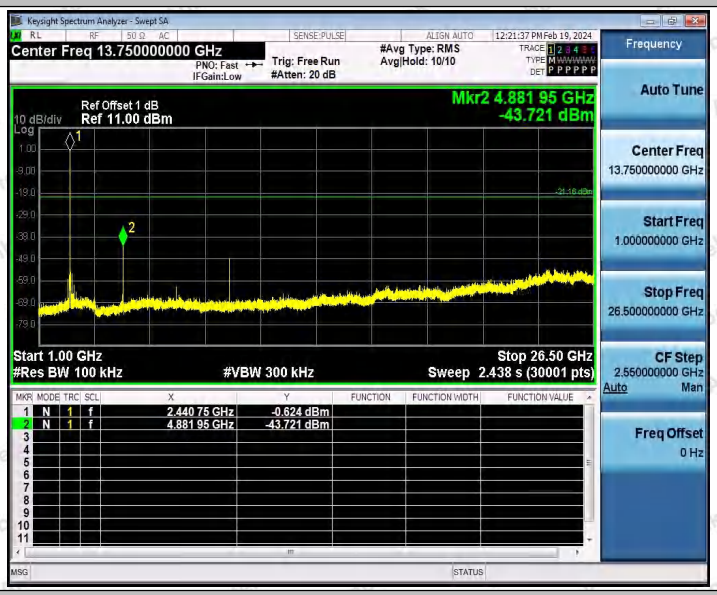

DH5_Ant1_2480_0~Reference

DH5_Ant1_2480_30~1000

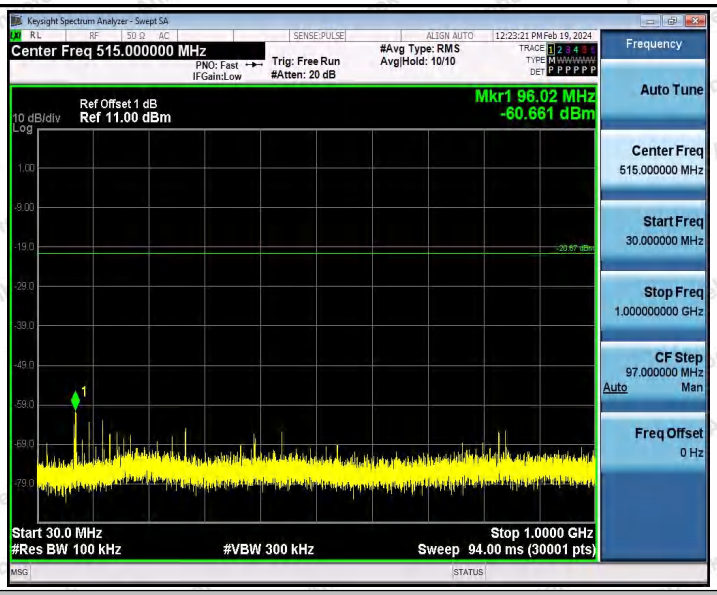

DH5_Ant1_2480_1000~26500

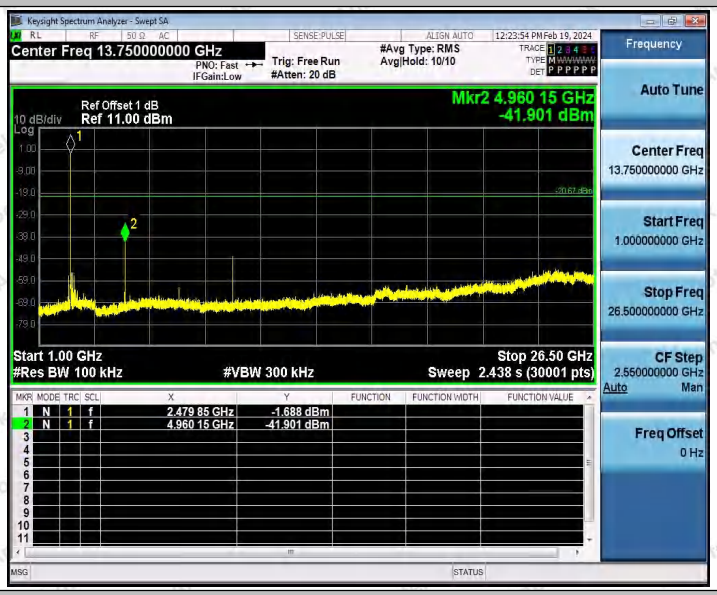

2DH5_Ant1_2402_0~Reference

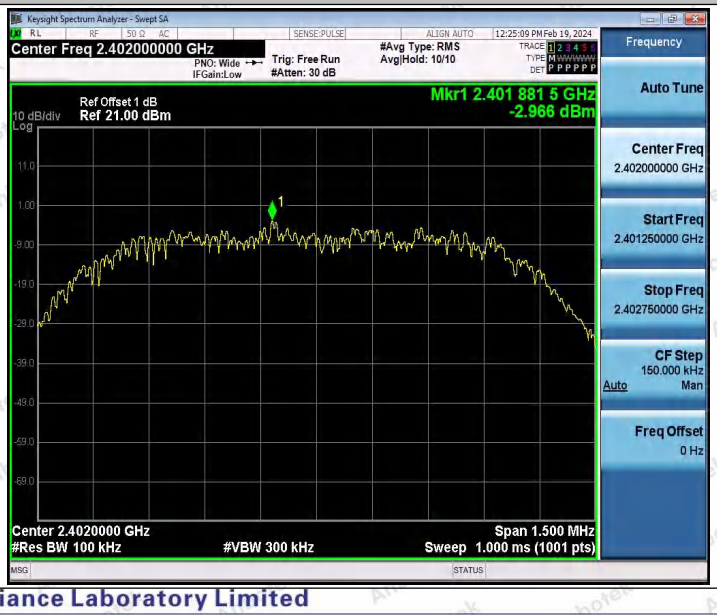

2DH5_Ant1_2402_30~1000

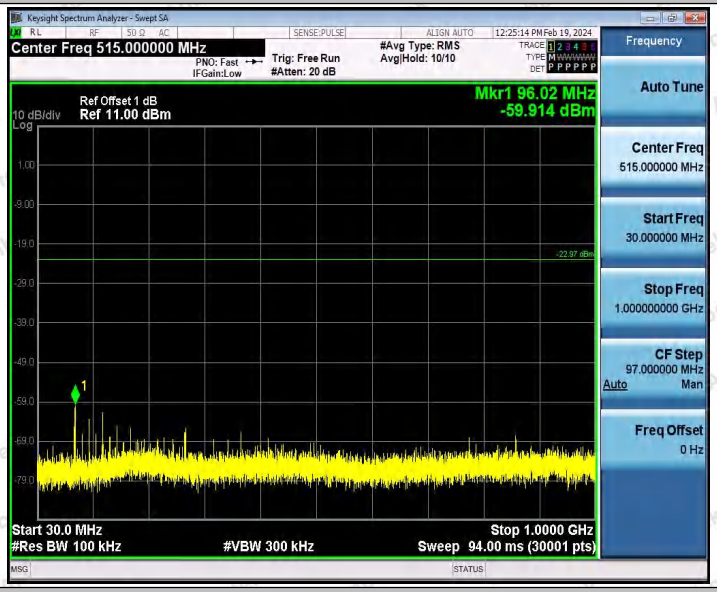

2DH5_Ant1_2402_1000~26500

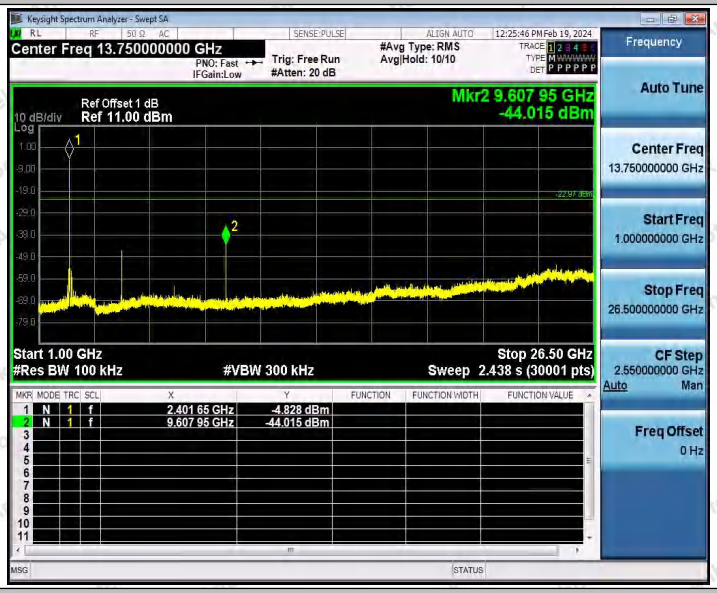

2DH5_Ant1_2441_0~Reference

2DH5_Ant1_2441_30~1000

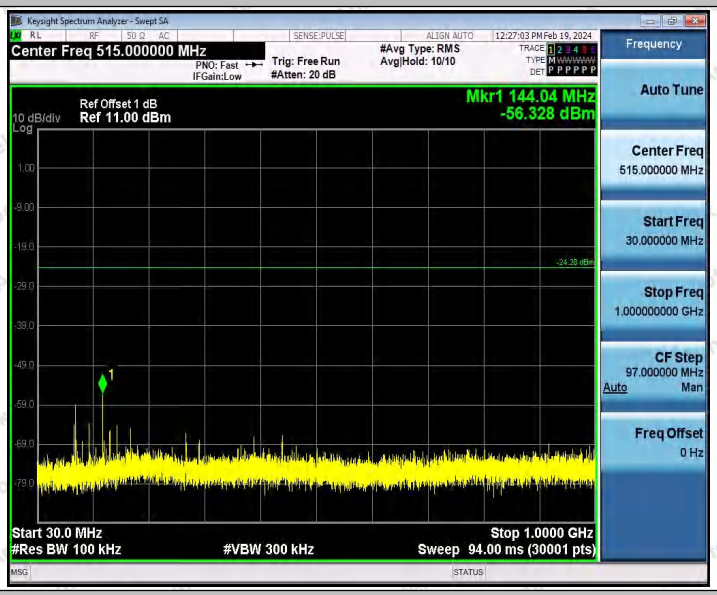

2DH5_Ant1_2441_1000~26500

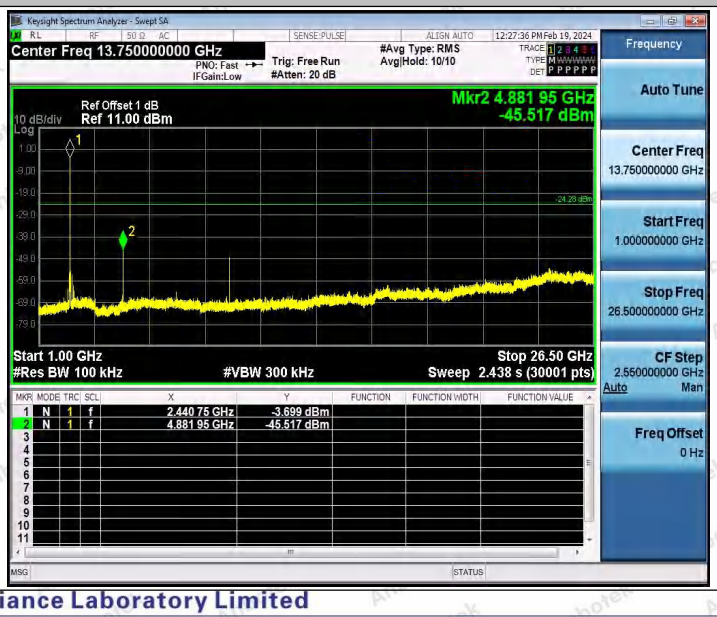

2DH5_Ant1_2480_0~Reference

2DH5_Ant1_2480_30~1000

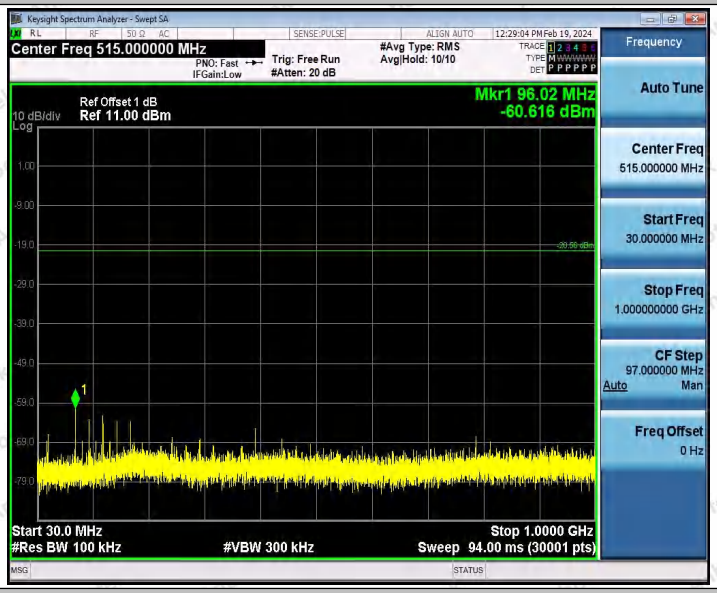

2DH5_Ant1_2480_1000~26500

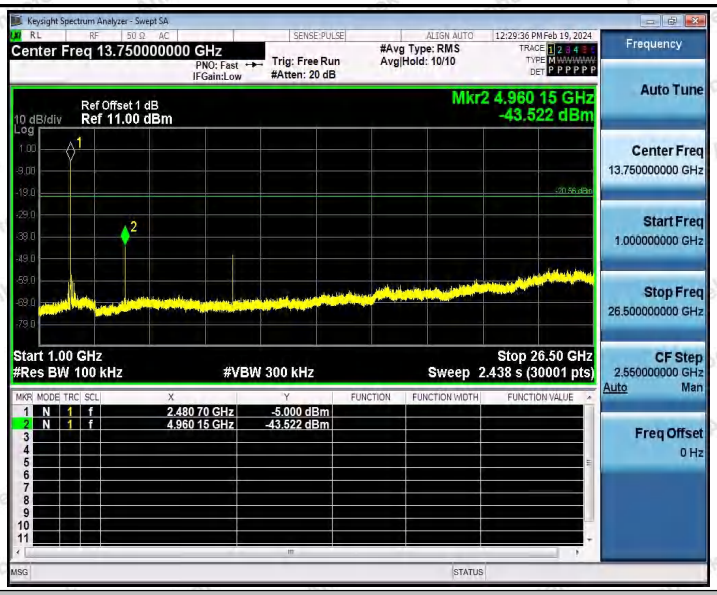

3DH5_Ant1_2402_0~Reference

3DH5_Ant1_2402_30~1000

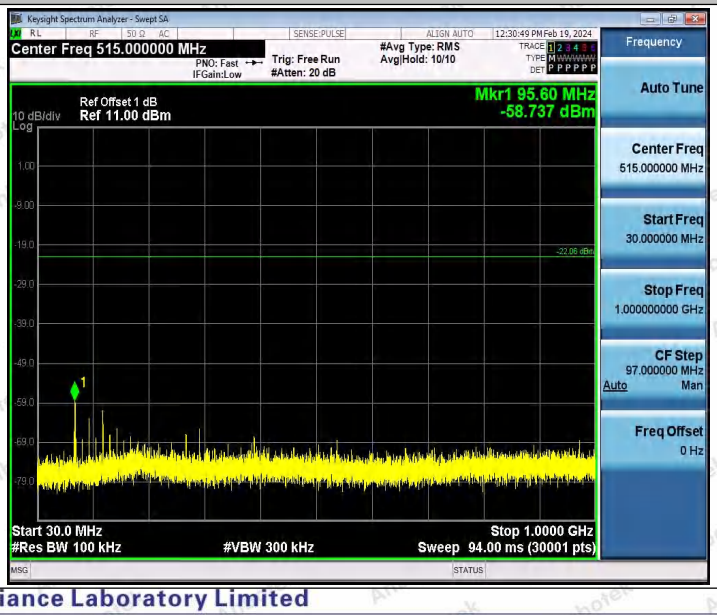

3DH5_Ant1_2402_1000~26500

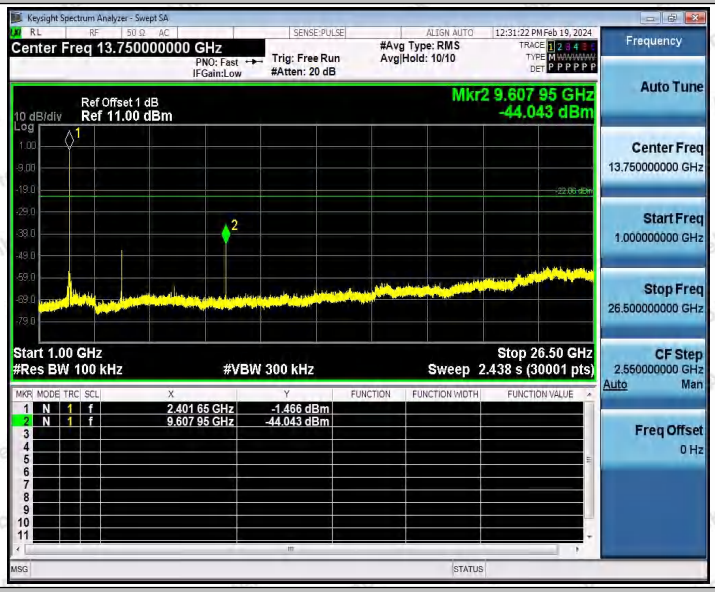

3DH5_Ant1_2441_0~Reference

3DH5_Ant1_2441_30~1000

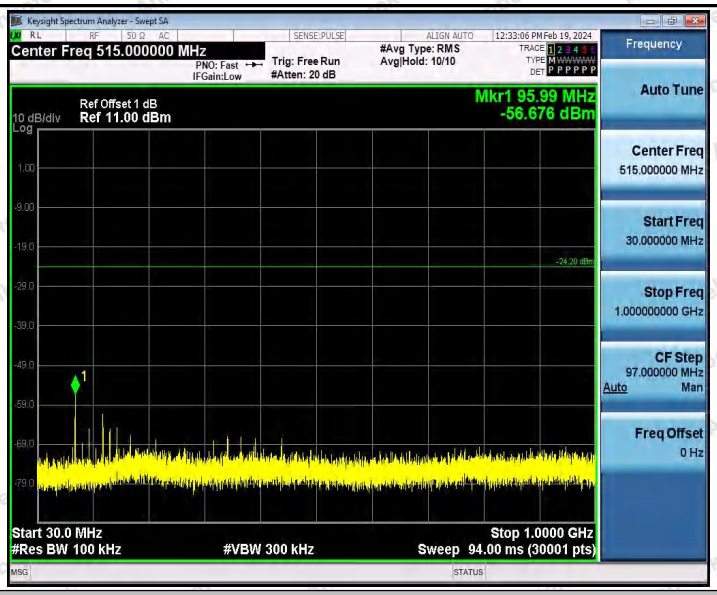

3DH5_Ant1_2441_1000~26500

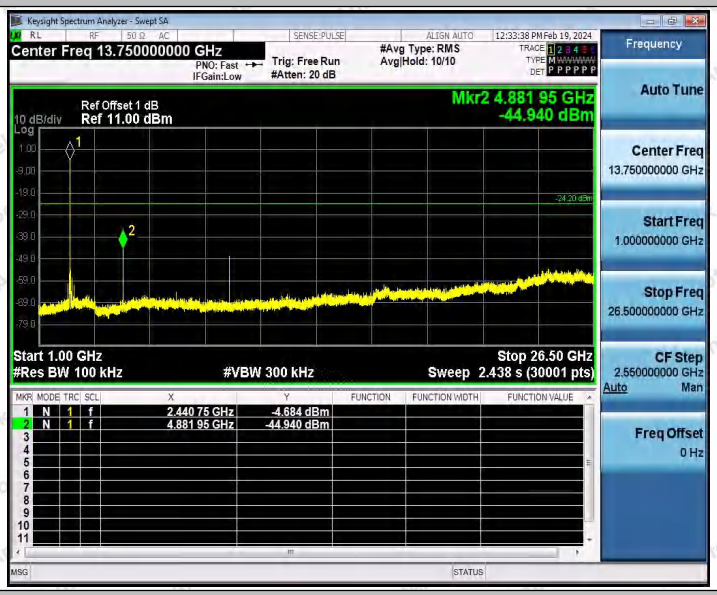

3DH5_Ant1_2480_0~Reference

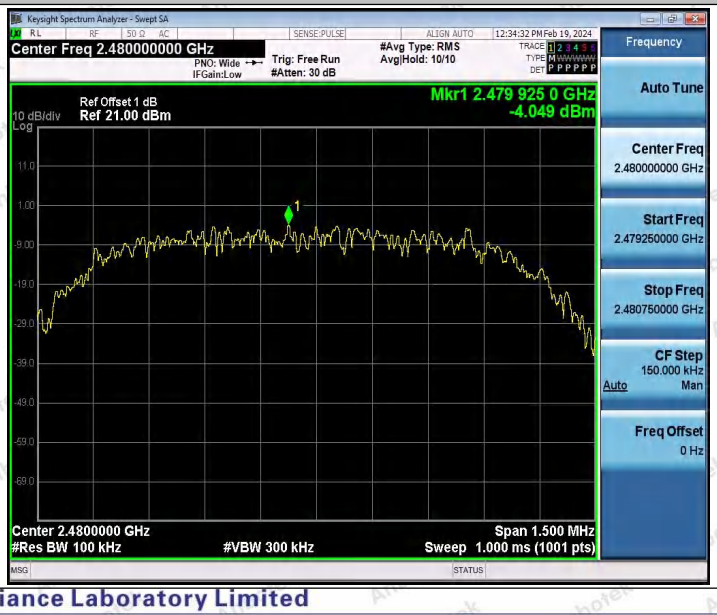

3DH5_Ant1_2480_30~1000

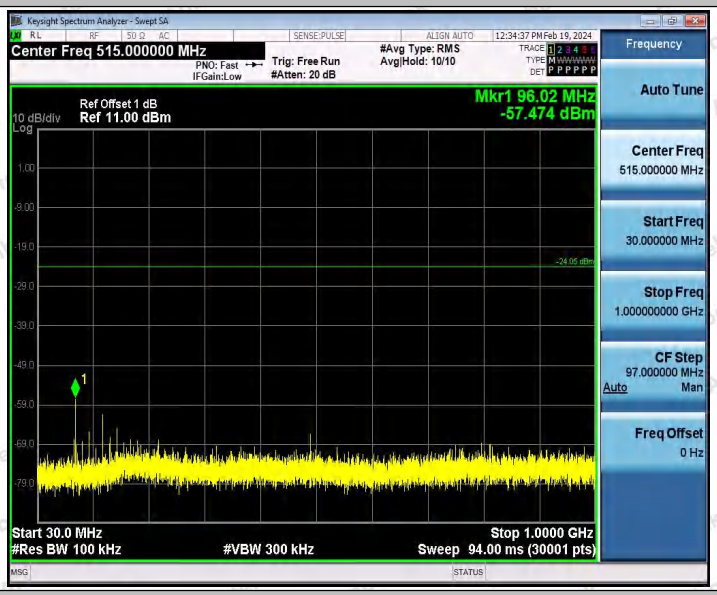

3DH5_Ant1_2480_1000~26500

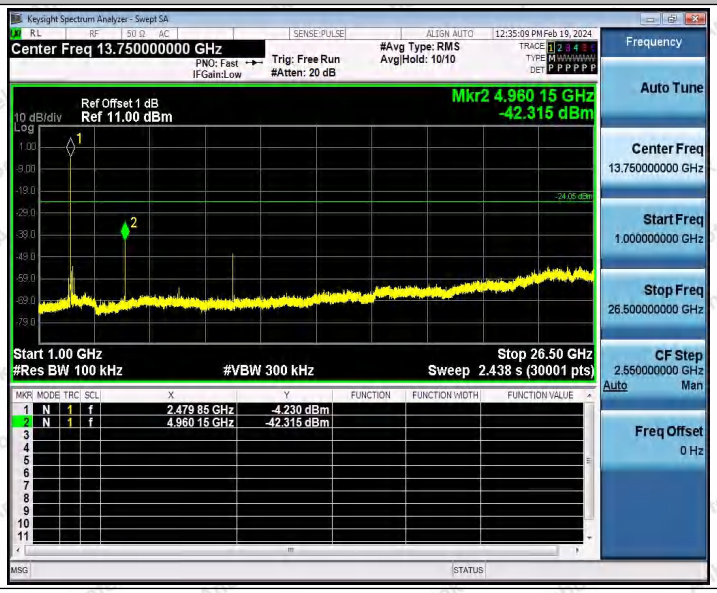

Appendix I: Duty Cycle

Test Result

TestMode	Antenna	Frequency[MHz]	ON Time [ms]	Period [ms]	Duty Cycle [%]	Duty Cycle Factor[dB]
DH5	Ant1	2402	2.88	3.75	76.80	1.15
		2441	2.88	3.75	76.80	1.15
		2480	2.88	3.75	76.80	1.15
2DH5	Ant1	2402	2.88	3.75	76.80	1.15
		2441	2.88	3.75	76.80	1.15
		2480	2.89	3.76	76.86	1.14
3DH5	Ant1	2402	2.89	3.76	76.86	1.14
		2441	2.88	3.74	77.01	1.13
		2480	2.89	3.75	77.07	1.13

Test Graphs

DH5_Ant1_2402

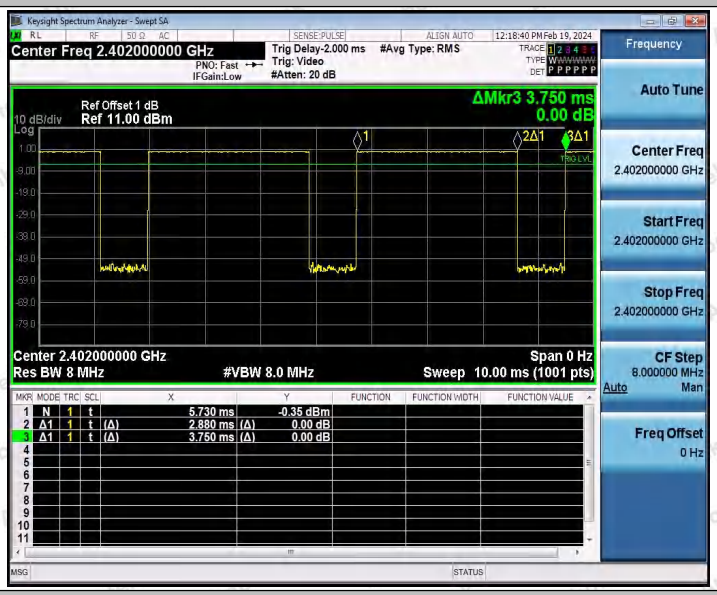

DH5_Ant1_2441

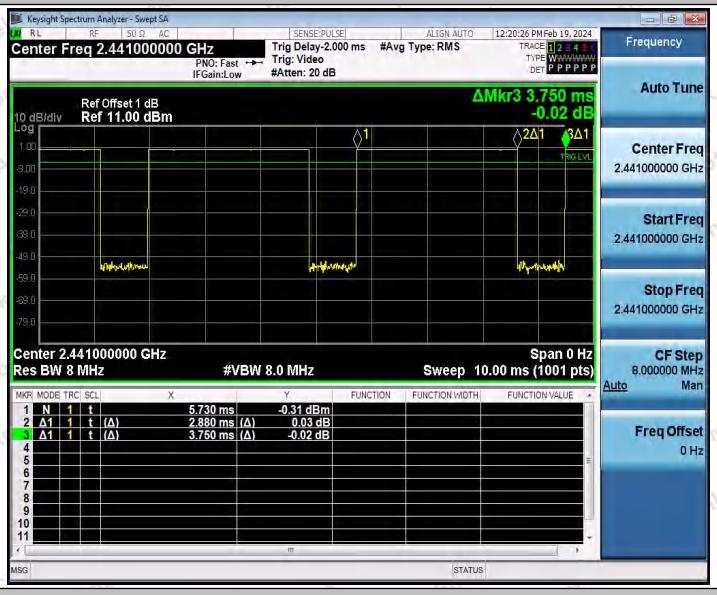

DH5_Ant1_2480

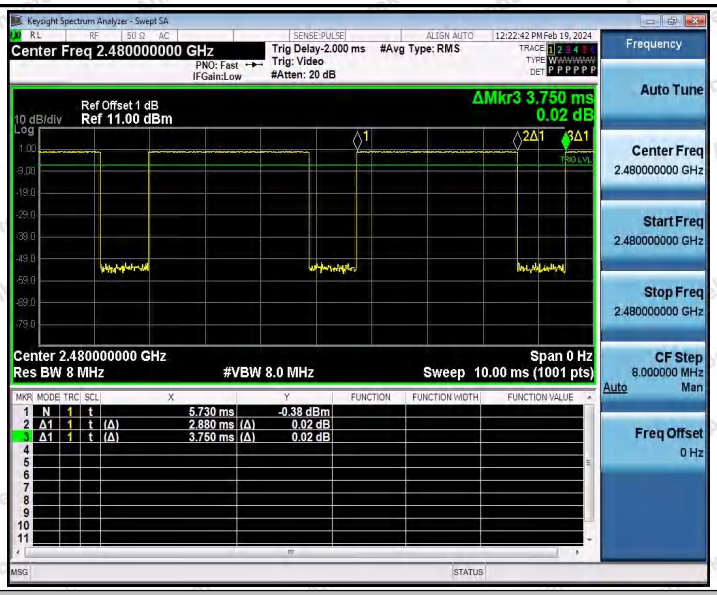

2DH5_Ant1_2402

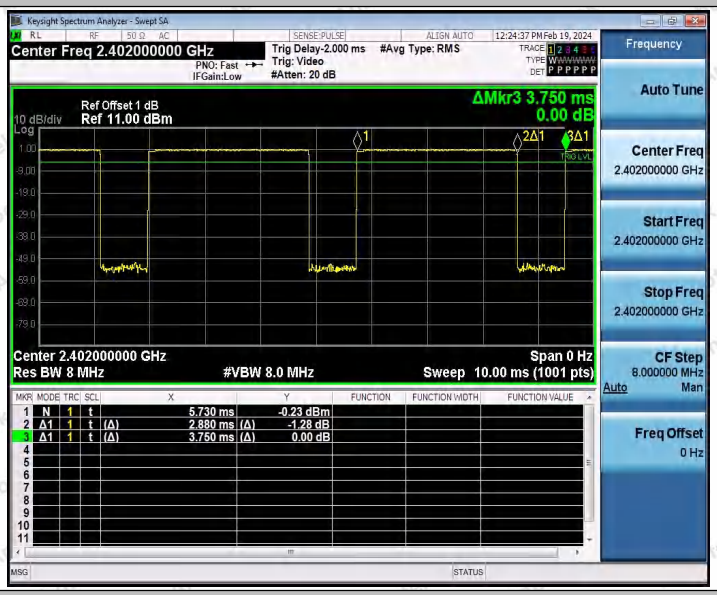

2DH5_Ant1_2441

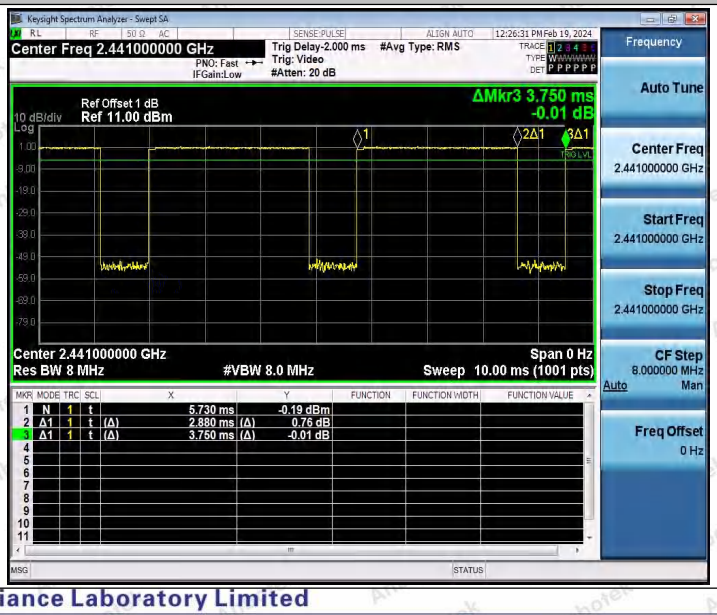

2DH5_Ant1_2480

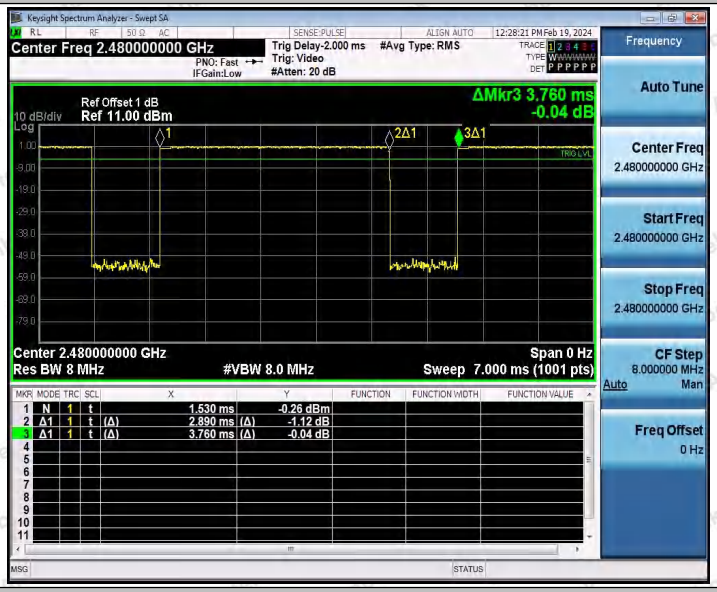

3DH5_Ant1_2402

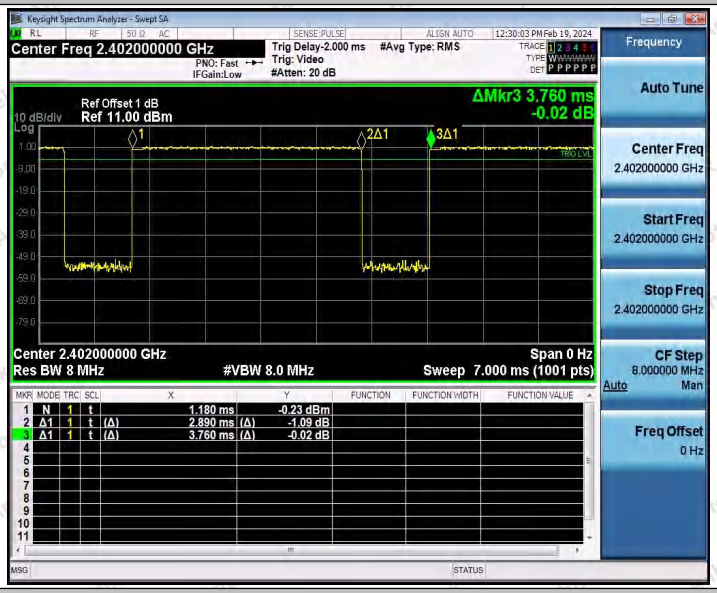

3DH5_Ant1_2441

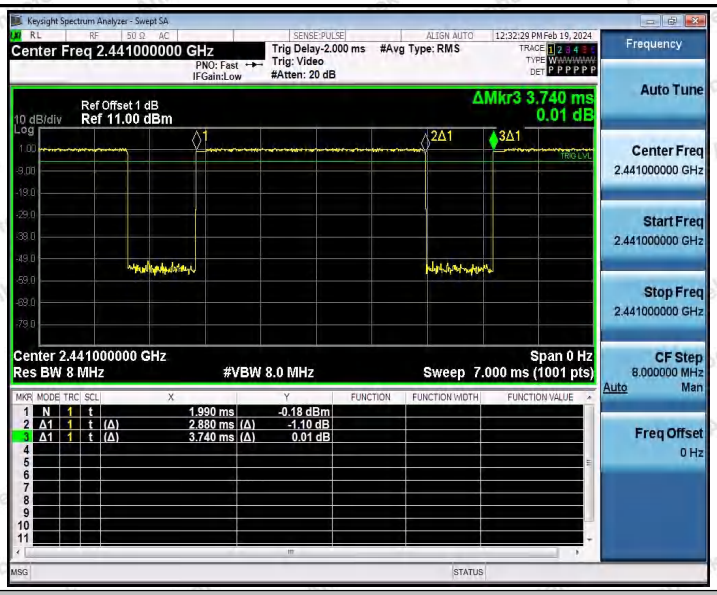

3DH5_Ant1_2480

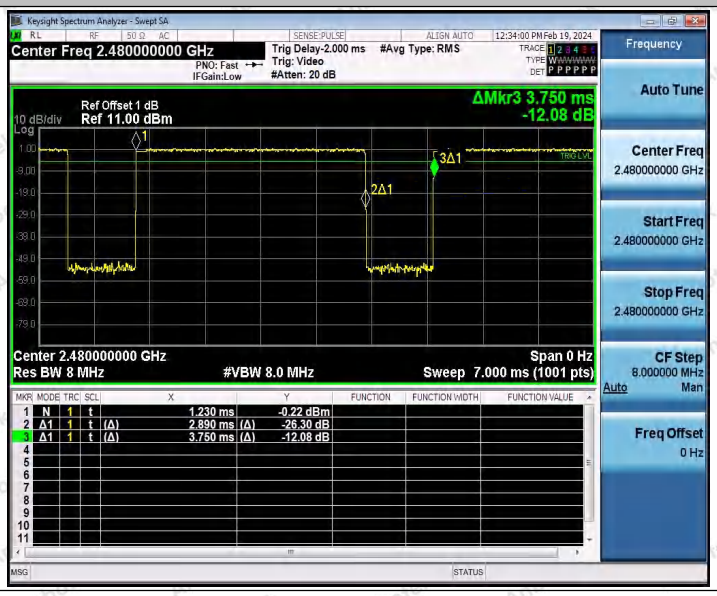

---end---