8.8 Band Edge(Hopping)

Condition	Mode	Frequency (MHz)	Antenna	Hopping Mode	Max Value (dBc)	Limit (dBc)	Verdict
NVNT	1-DH5	2402	Ant1	Hopping	-52.33	-20	Pass
NVNT	1-DH5	2480	Ant1	Hopping	-51.92	-20	Pass
NVNT	2-DH5	2402	Ant1	Hopping	-52.65	-20	Pass
NVNT	2-DH5	2480	Ant1	Hopping	-53.42	-20	Pass
NVNT	3-DH5	2402	Ant1	Hopping	-52.46	-20	Pass
NVNT	3-DH5	2480	Ant1	Hopping	-53.65	-20	Pass

Test Graphs

Band Edge(Hopping) NVNT 1-DH5 2402MHz Ant1 Hopping Ref

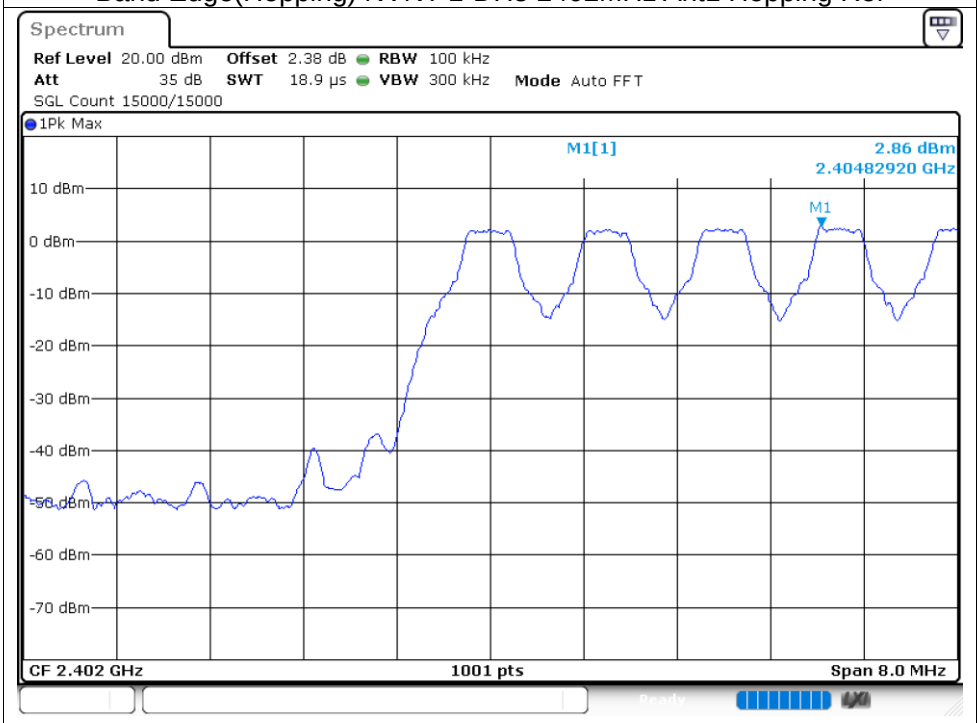

Band Edge(Hopping) NVNT 1-DH5 2402MHz Ant1 Hopping Emission

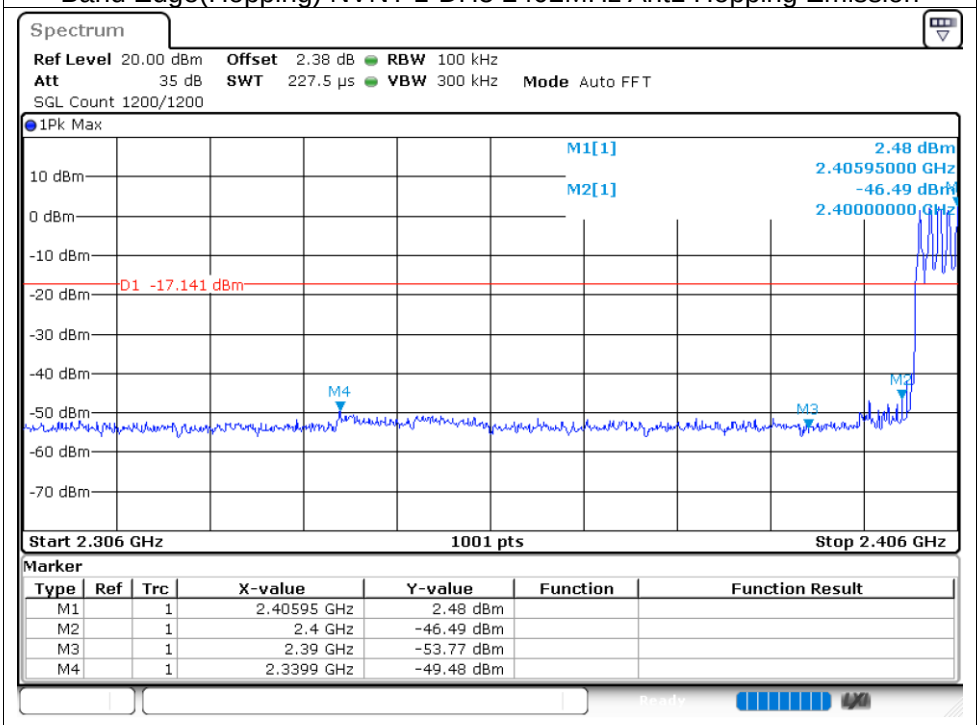

Marker

Type	Ref	Trc	X-value	Y-value	Function	Function Result
M1		1	2.40595 GHz	2.48 dBm		
M2		1	2.4 GHz	-46.49 dBm		
M3		1	2.39 GHz	-53.77 dBm		
M4		1	2.3399 GHz	-49.48 dBm		

Band Edge(Hopping) NVNT 1-DH5 2480MHz Ant1 Hopping Ref

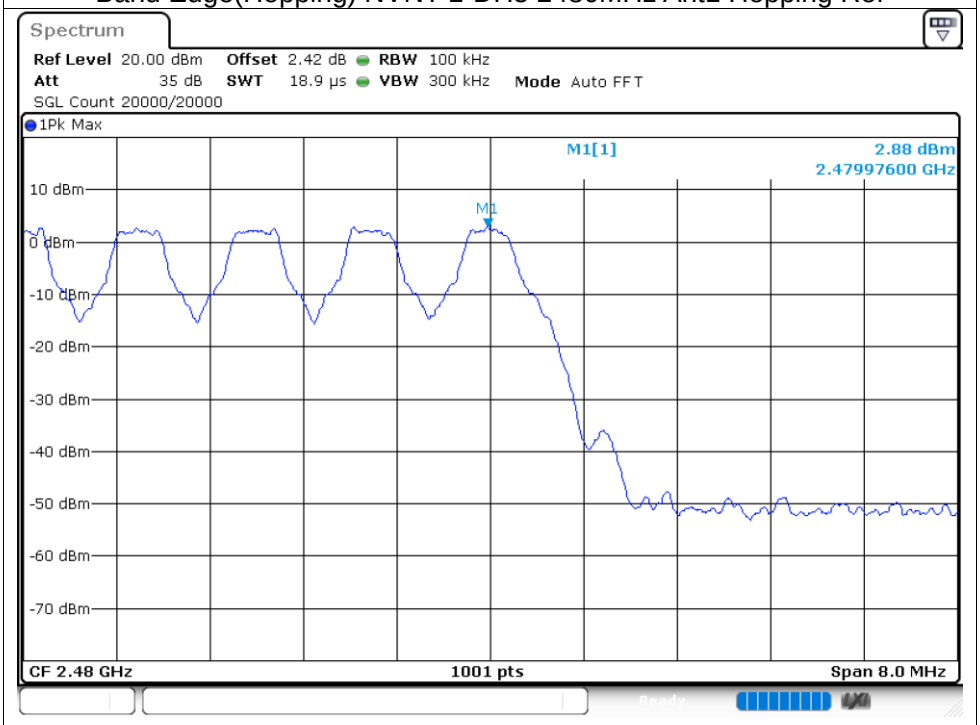

Band Edge(Hopping) NVNT 1-DH5 2480MHz Ant1 Hopping Emission

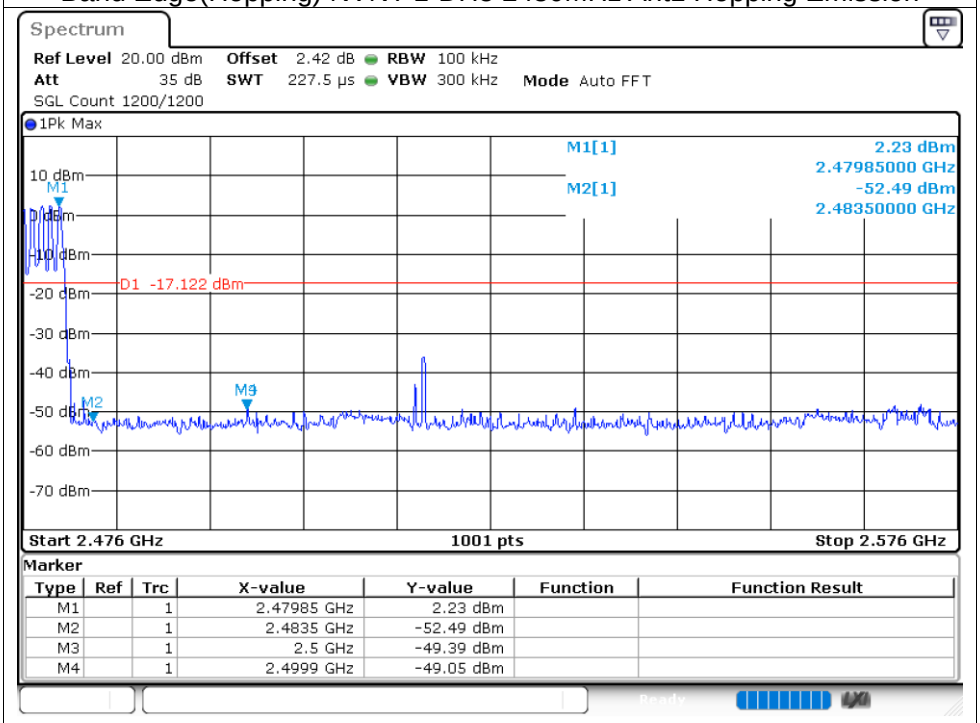

Marker

Type	Ref	Trc	X-value	Y-value	Function	Function Result
M1		1	2.47985 GHz	2.23 dBm		
M2		1	2.4835 GHz	-52.49 dBm		
M3		1	2.5 GHz	-49.39 dBm		
M4		1	2.4999 GHz	-49.05 dBm		

Band Edge(Hopping) NVNT 2-DH5 2402MHz Ant1 Hopping Ref

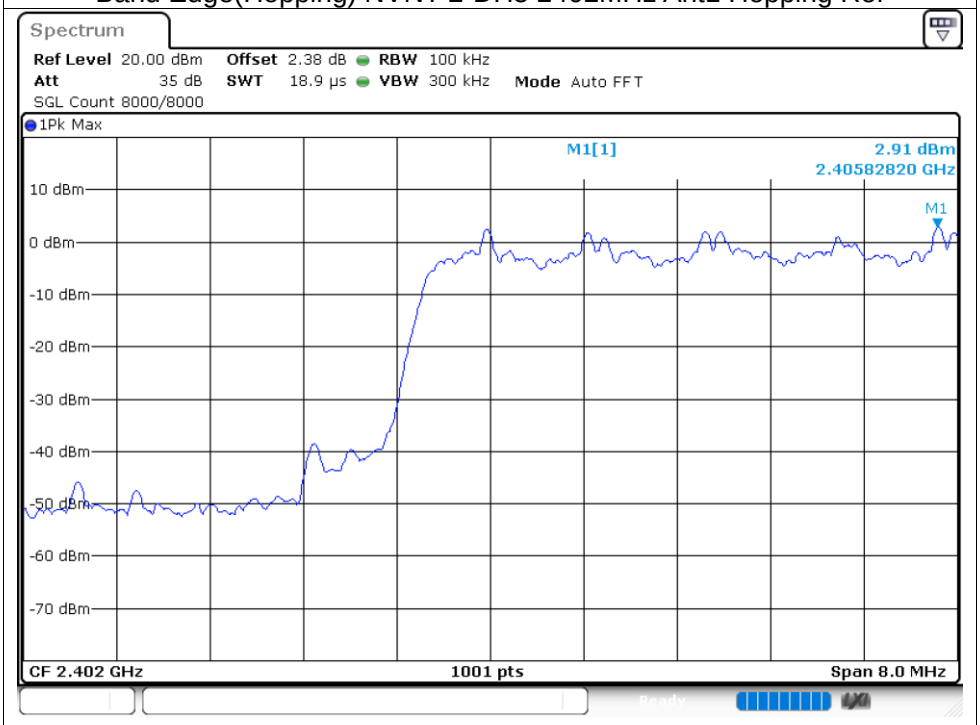

Band Edge(Hopping) NVNT 2-DH5 2402MHz Ant1 Hopping Emission

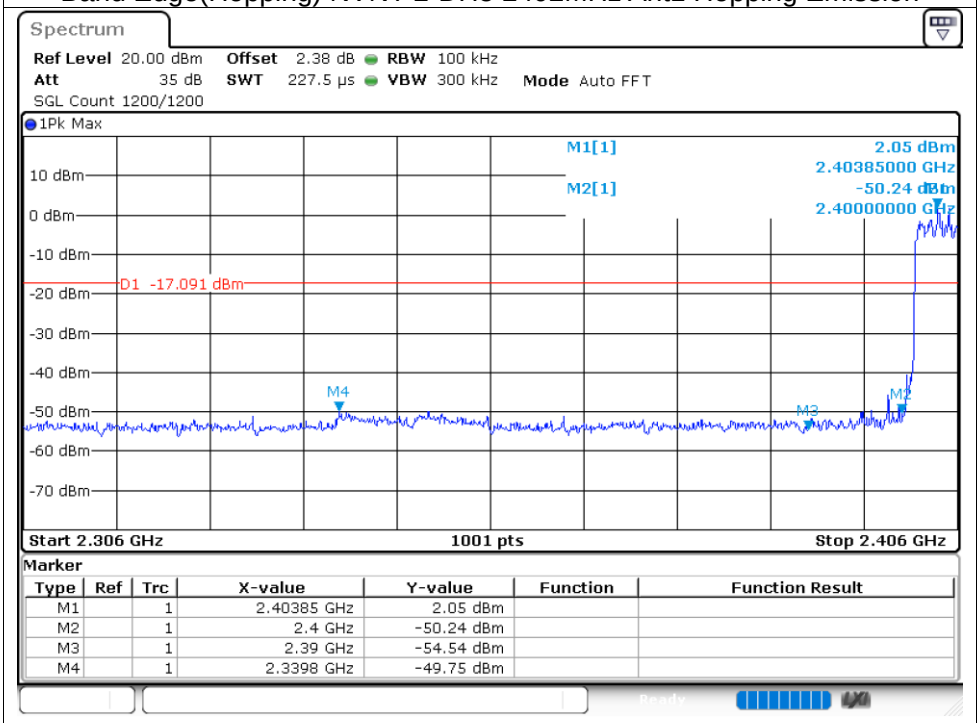

Type	Ref	Trc	X-value	Y-value	Function	Function Result
M1		1	2.40385 GHz	2.05 dBm		
M2		1	2.4 GHz	-50.24 dBm		
M3		1	2.39 GHz	-54.54 dBm		
M4		1	2.3398 GHz	-49.75 dBm		

Band Edge(Hopping) NVNT 2-DH5 2480MHz Ant1 Hopping Ref

Band Edge(Hopping) NVNT 2-DH5 2480MHz Ant1 Hopping Emission

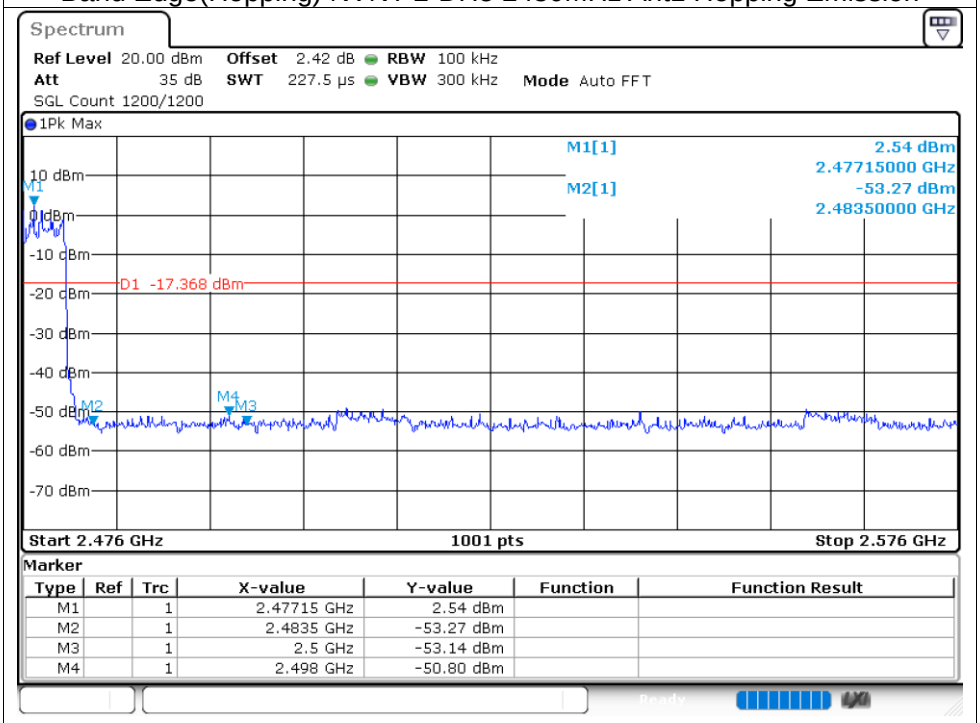

Marker

Type	Ref	Trc	X-value	Y-value	Function	Function Result
M1		1	2.47715 GHz	2.54 dBm		
M2		1	2.4835 GHz	-53.27 dBm		
M3		1	2.5 GHz	-53.14 dBm		
M4		1	2.498 GHz	-50.80 dBm		

Band Edge(Hopping) NVNT 3-DH5 2402MHz Ant1 Hopping Ref

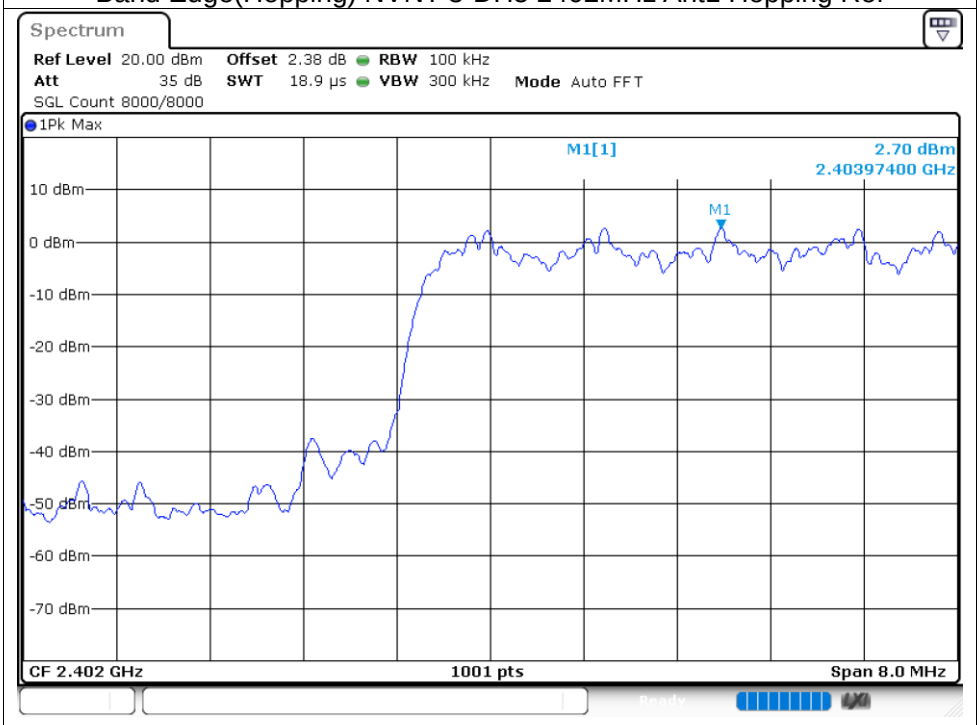

Band Edge(Hopping) NVNT 3-DH5 2402MHz Ant1 Hopping Emission

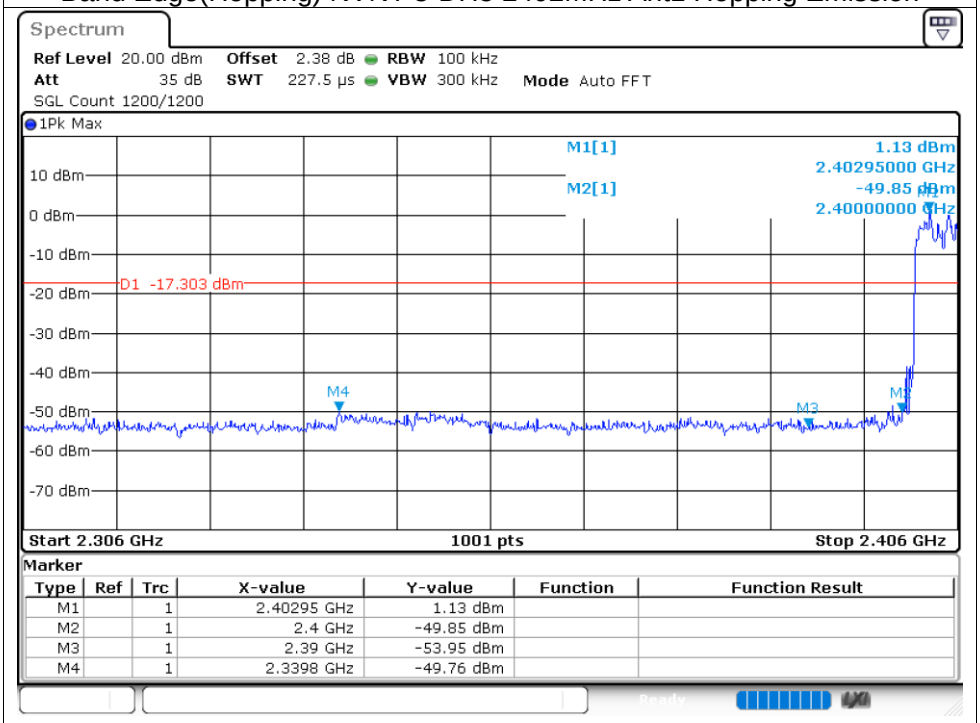

Band Edge(Hopping) NVNT 3-DH5 2480MHz Ant1 Hopping Ref

Band Edge(Hopping) NVNT 3-DH5 2480MHz Ant1 Hopping Emission

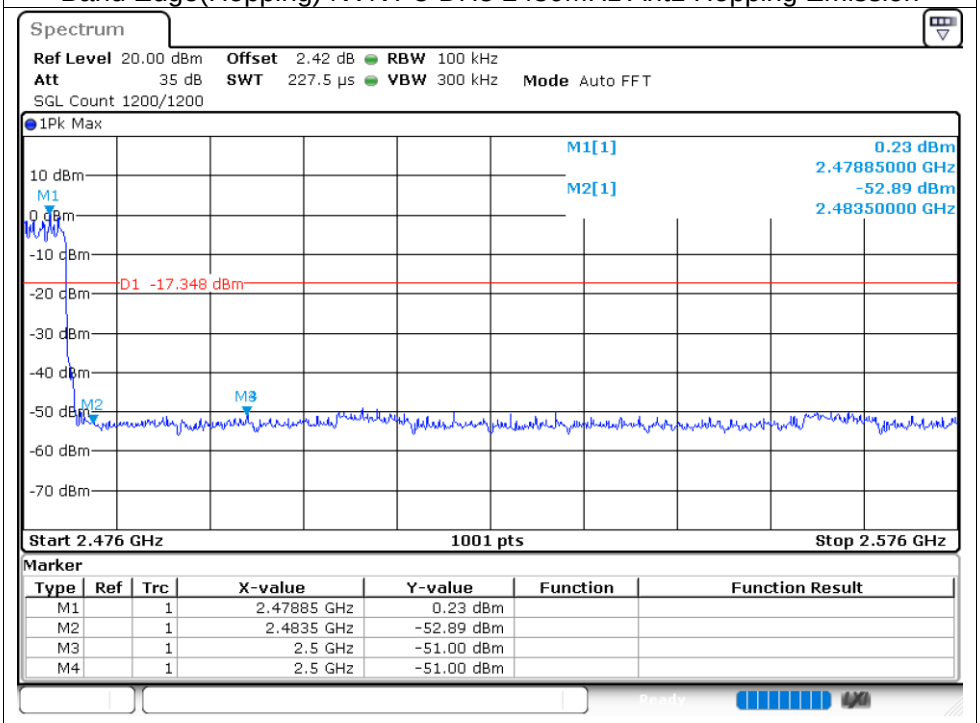

Marker

Type	Ref	Trc	X-value	Y-value	Function	Function Result
M1		1	2.47885 GHz	0.23 dBm		
M2		1	2.4835 GHz	-52.89 dBm		
M3		1	2.5 GHz	-51.00 dBm		
M4		1	2.5 GHz	-51.00 dBm		

8.9 Conducted RF Spurious Emission

Condition	Mode	Frequency (MHz)	Antenna	Max Value (dBc)	Limit (dBc)	Verdict
NVNT	1-DH5	2402	Ant1	-43.58	-20	Pass
NVNT	1-DH5	2441	Ant1	-42	-20	Pass
NVNT	1-DH5	2480	Ant1	-40.05	-20	Pass
NVNT	2-DH5	2402	Ant1	-43.53	-20	Pass
NVNT	2-DH5	2441	Ant1	-45.97	-20	Pass
NVNT	2-DH5	2480	Ant1	-43.94	-20	Pass
NVNT	3-DH5	2402	Ant1	-46.16	-20	Pass
NVNT	3-DH5	2441	Ant1	-48.04	-20	Pass
NVNT	3-DH5	2480	Ant1	-41.5	-20	Pass

Test Graphs

Tx. Spurious NVNT 1-DH5 2402MHz Ant1 Ref

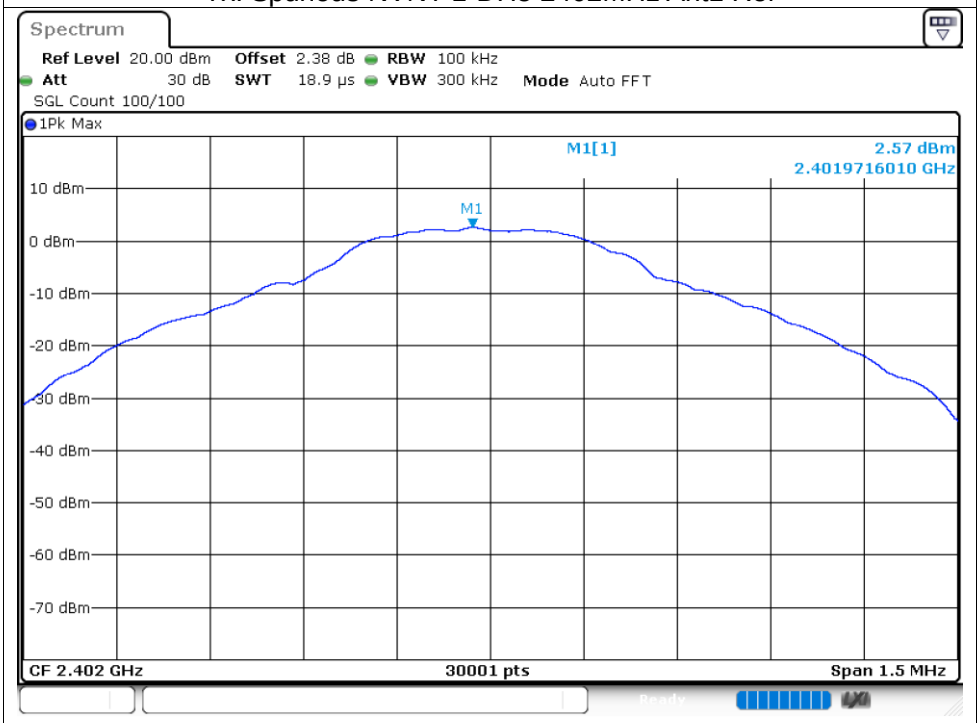

Tx. Spurious NVNT 1-DH5 2402MHz Ant1 Emission

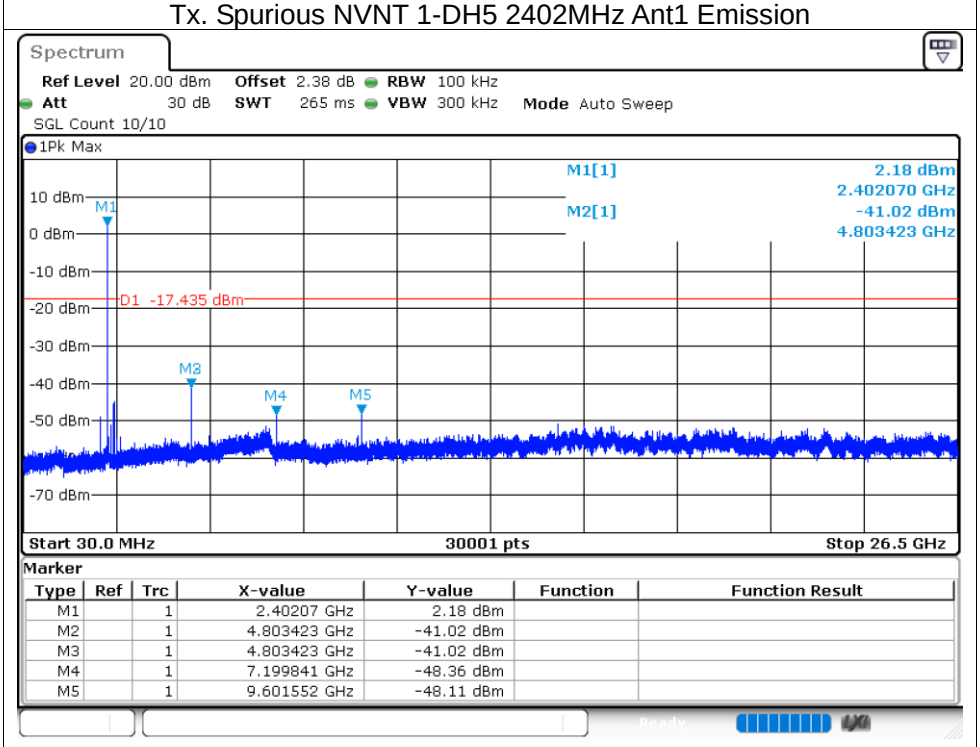

Marker

Type	Ref	Trc	X-value	Y-value	Function	Function Result
M1		1	2.40207 GHz	2.18 dBm		
M2		1	4.803423 GHz	-41.02 dBm		
M3		1	4.803423 GHz	-41.02 dBm		
M4		1	7.199841 GHz	-48.36 dBm		
M5		1	9.601552 GHz	-48.11 dBm		

Tx. Spurious NVNT 1-DH5 2441MHz Ant1 Ref

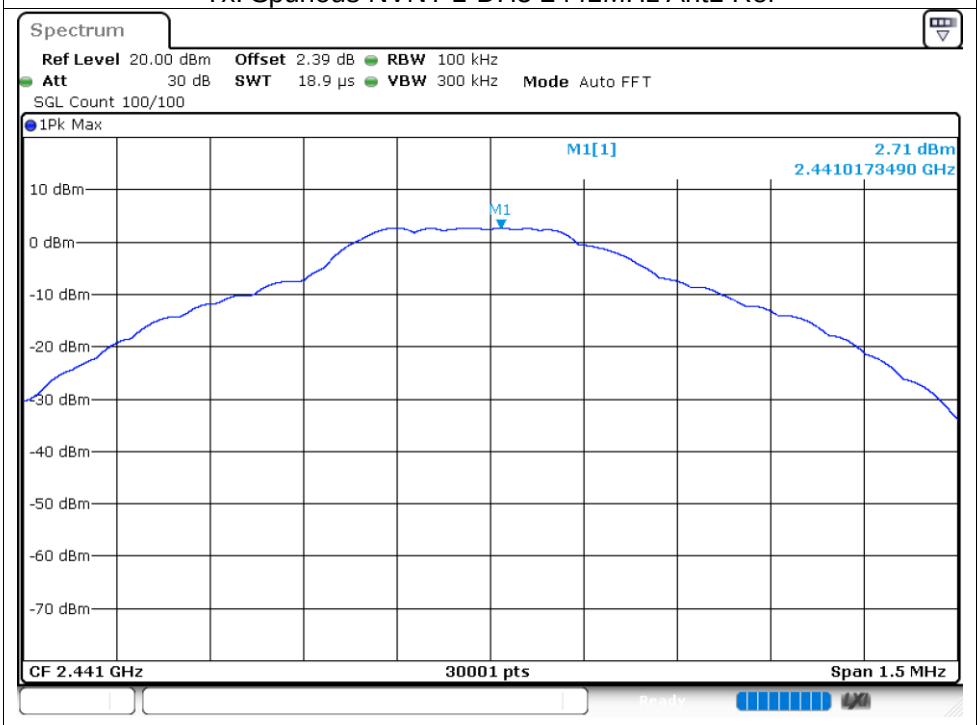

Tx. Spurious NVNT 1-DH5 2441MHz Ant1 Emission

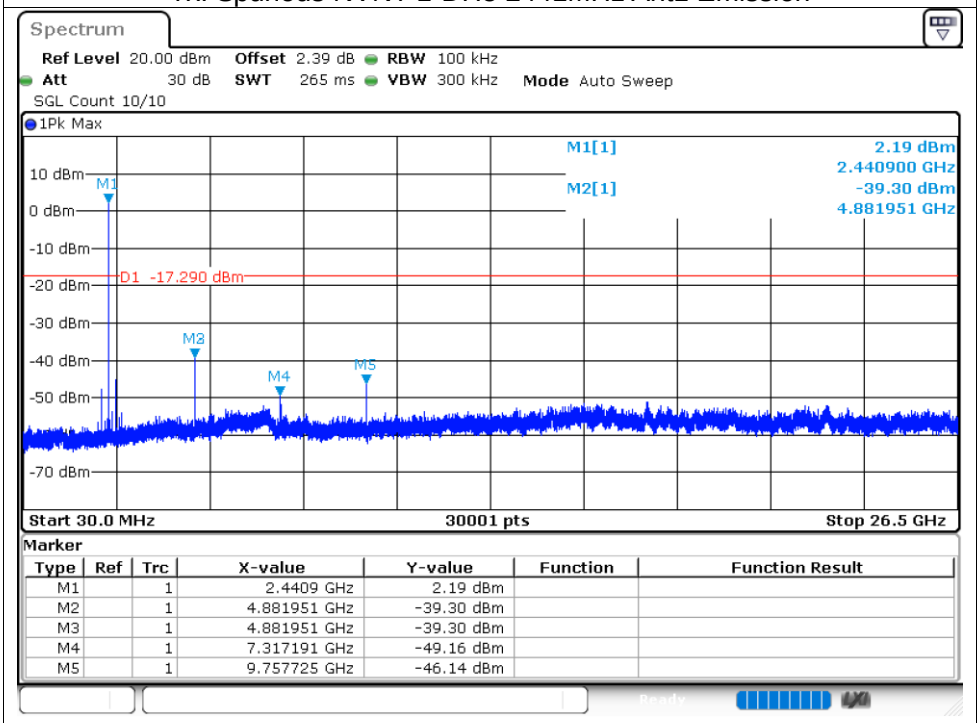

Marker

Type	Ref	Trc	X-value	Y-value	Function	Function Result
M1		1	2.4409 GHz	2.19 dBm		
M2		1	4.881951 GHz	-39.30 dBm		
M3		1	4.881951 GHz	-39.30 dBm		
M4		1	7.317191 GHz	-49.16 dBm		
M5		1	9.757725 GHz	-46.14 dBm		

Tx. Spurious NVNT 1-DH5 2480MHz Ant1 Ref

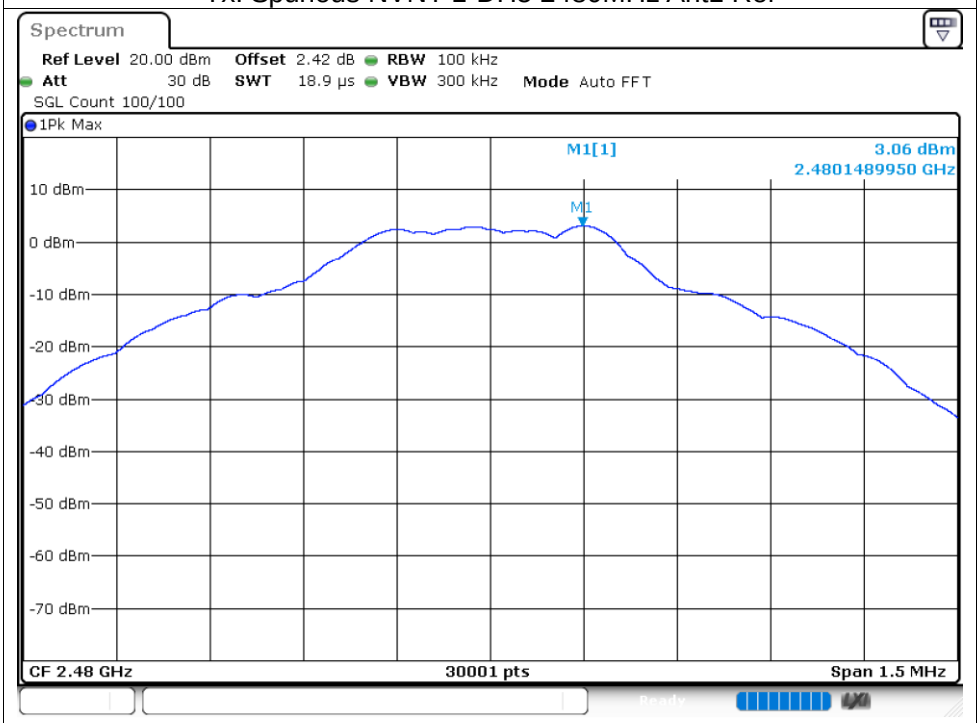

Tx. Spurious NVNT 1-DH5 2480MHz Ant1 Emission

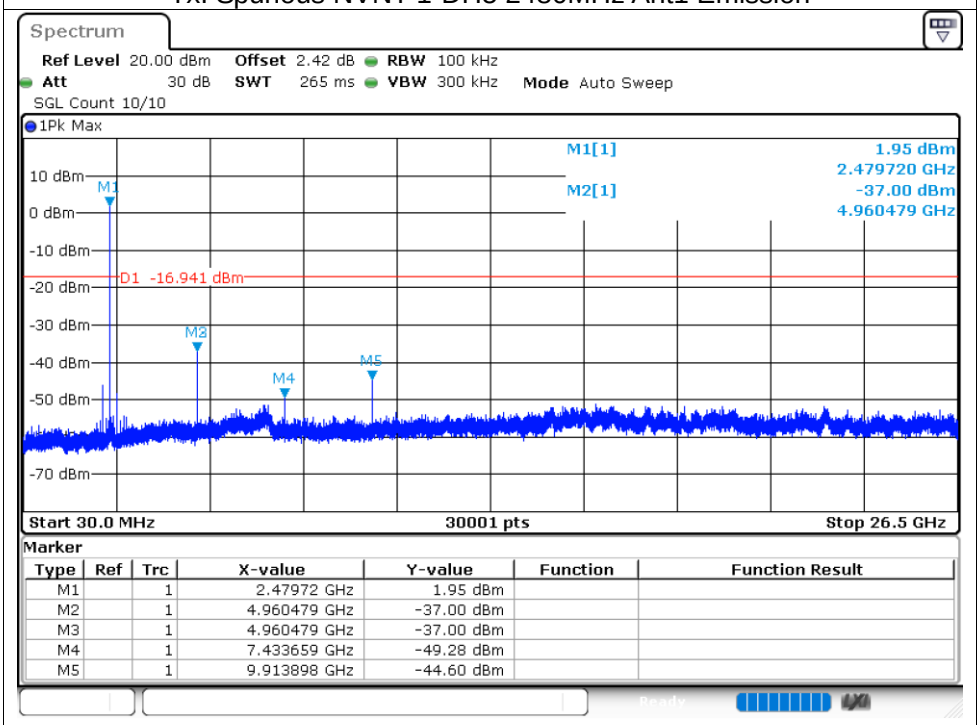

Marker

Type	Ref	Trc	X-value	Y-value	Function	Function Result
M1		1	2.47972 GHz	1.95 dBm		
M2		1	4.960479 GHz	-37.00 dBm		
M3		1	4.960479 GHz	-37.00 dBm		
M4		1	7.433659 GHz	-49.28 dBm		
M5		1	9.913898 GHz	-44.60 dBm		

Tx. Spurious NVNT 2-DH5 2402MHz Ant1 Ref

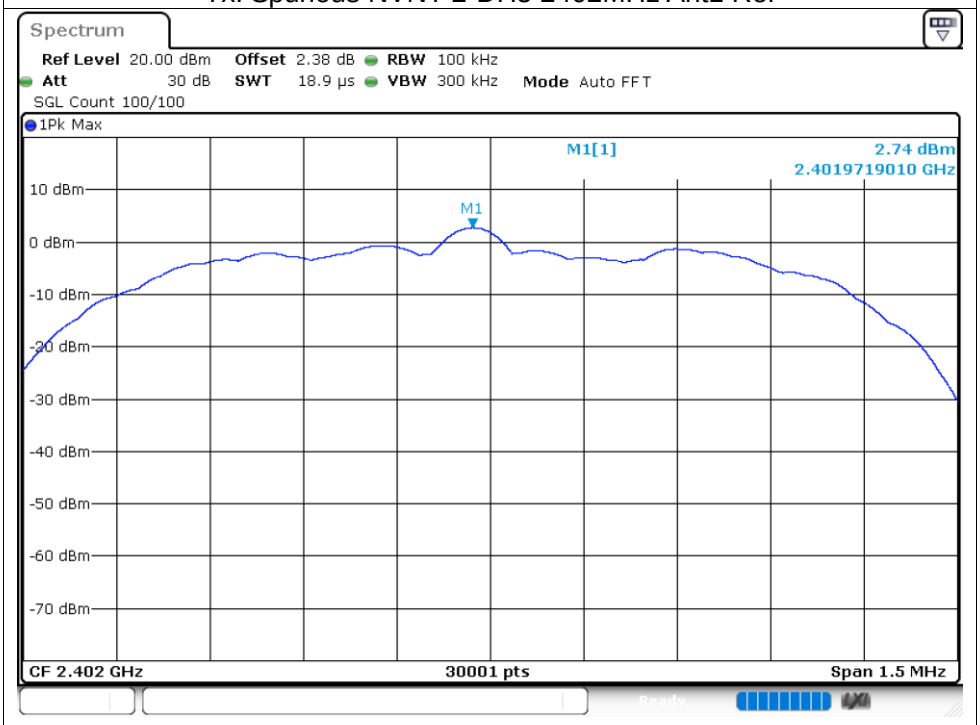

Tx. Spurious NVNT 2-DH5 2402MHz Ant1 Emission

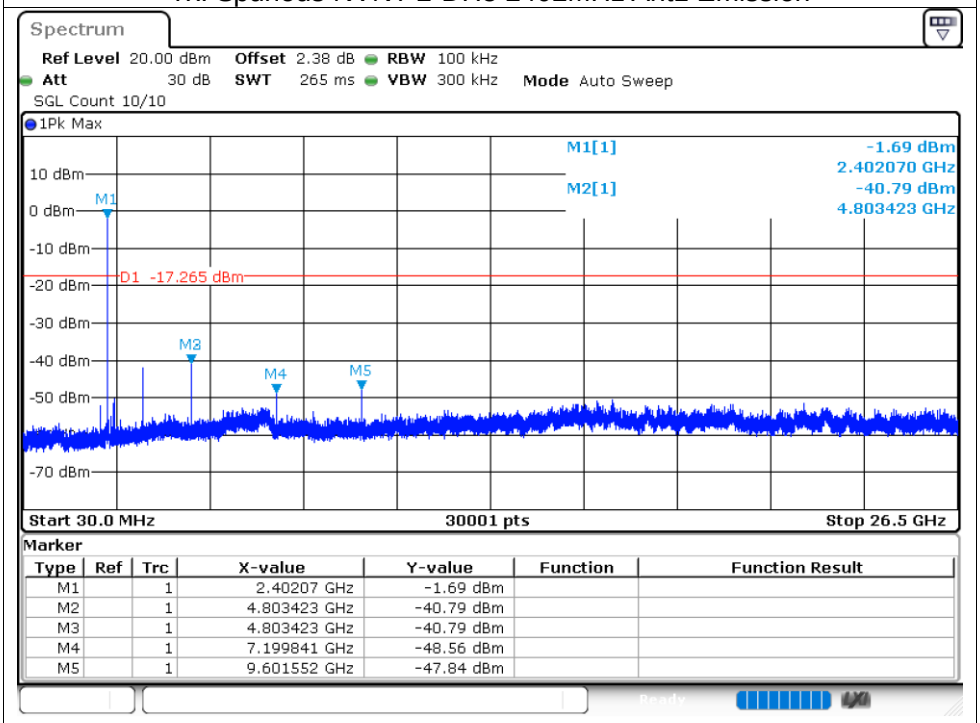

Marker

Type	Ref	Trc	X-value	Y-value	Function	Function Result
M1		1	2.40207 GHz	-1.69 dBm		
M2		1	4.803423 GHz	-40.79 dBm		
M3		1	4.803423 GHz	-40.79 dBm		
M4		1	7.199841 GHz	-48.56 dBm		
M5		1	9.601552 GHz	-47.84 dBm		

Tx. Spurious NVNT 2-DH5 2441MHz Ant1 Ref

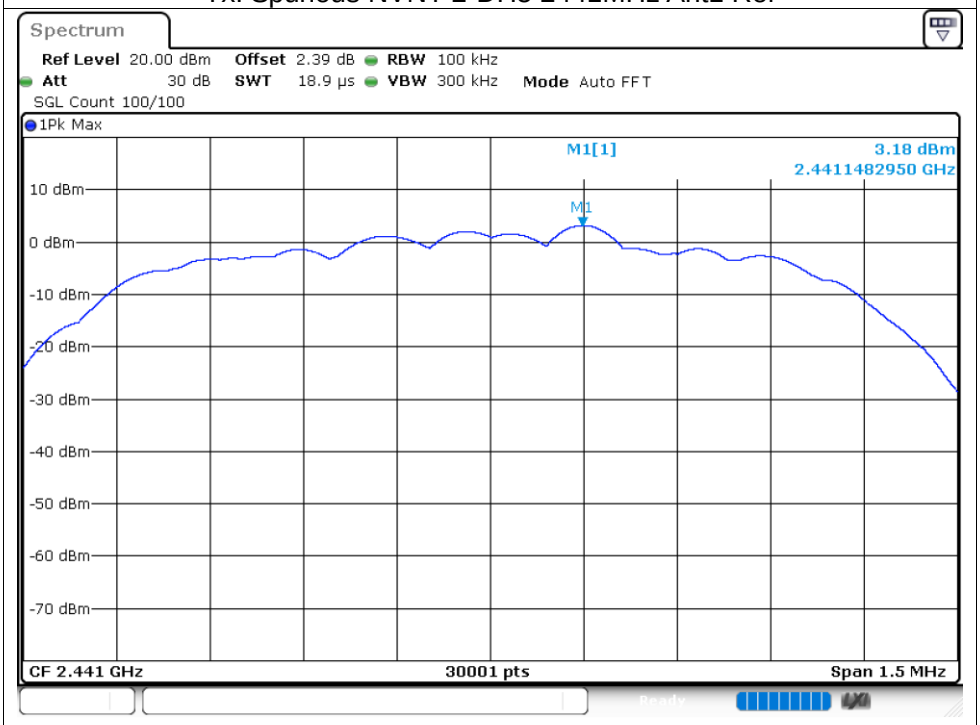

Tx. Spurious NVNT 2-DH5 2441MHz Ant1 Emission

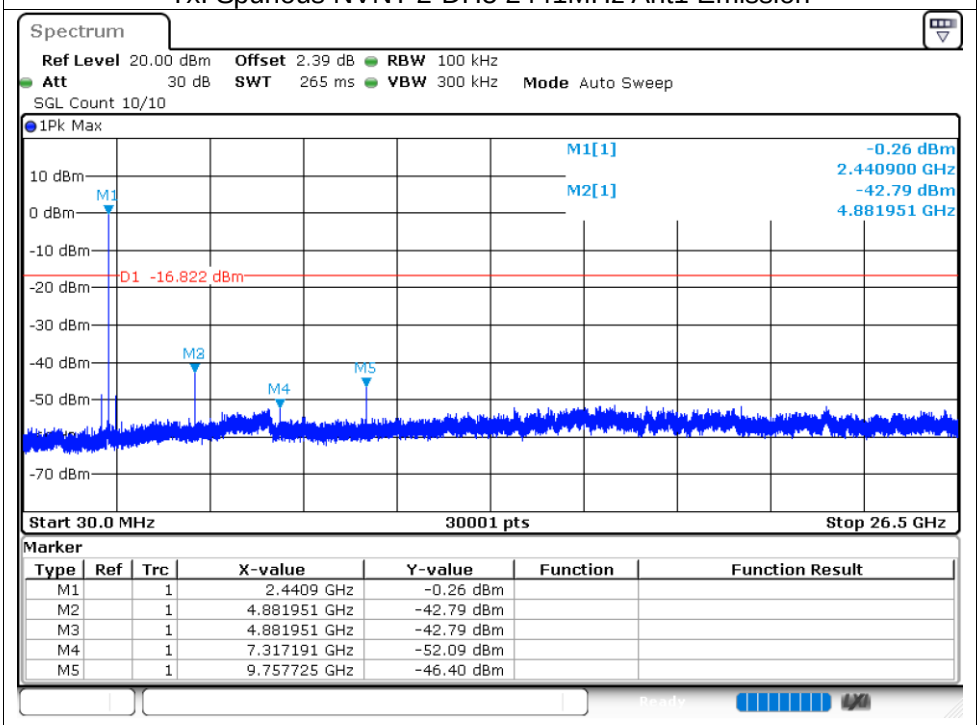

Marker

Type	Ref	Trc	X-value	Y-value	Function	Function Result
M1		1	2.4409 GHz	-0.26 dBm		
M2		1	4.881951 GHz	-42.79 dBm		
M3		1	4.881951 GHz	-42.79 dBm		
M4		1	7.317191 GHz	-52.09 dBm		
M5		1	9.757725 GHz	-46.40 dBm		

Tx. Spurious NVNT 2-DH5 2480MHz Ant1 Ref

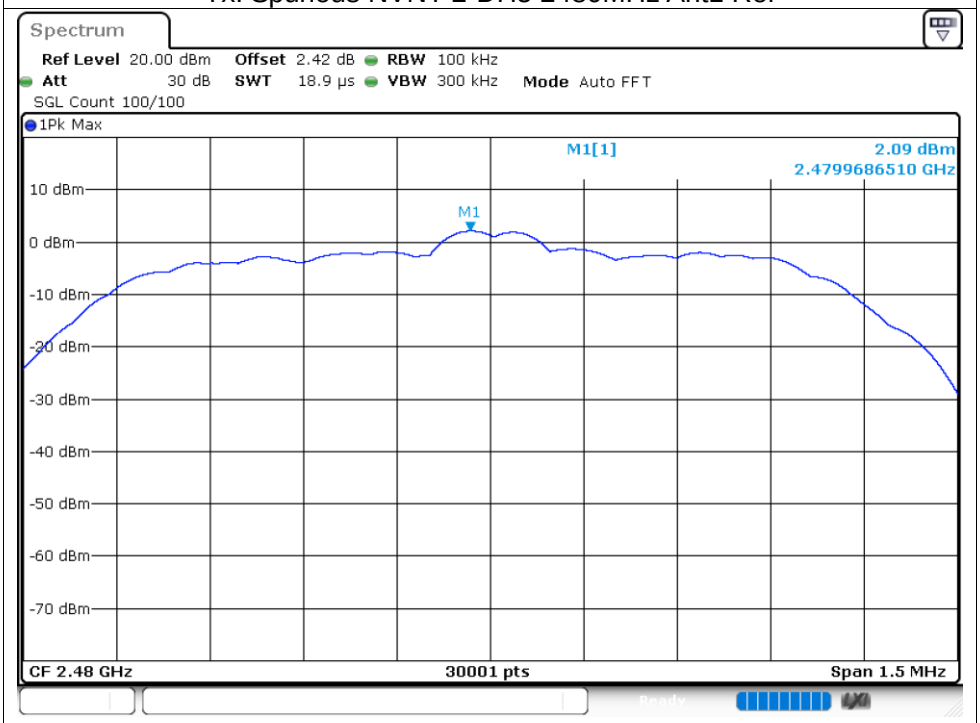

Tx. Spurious NVNT 2-DH5 2480MHz Ant1 Emission

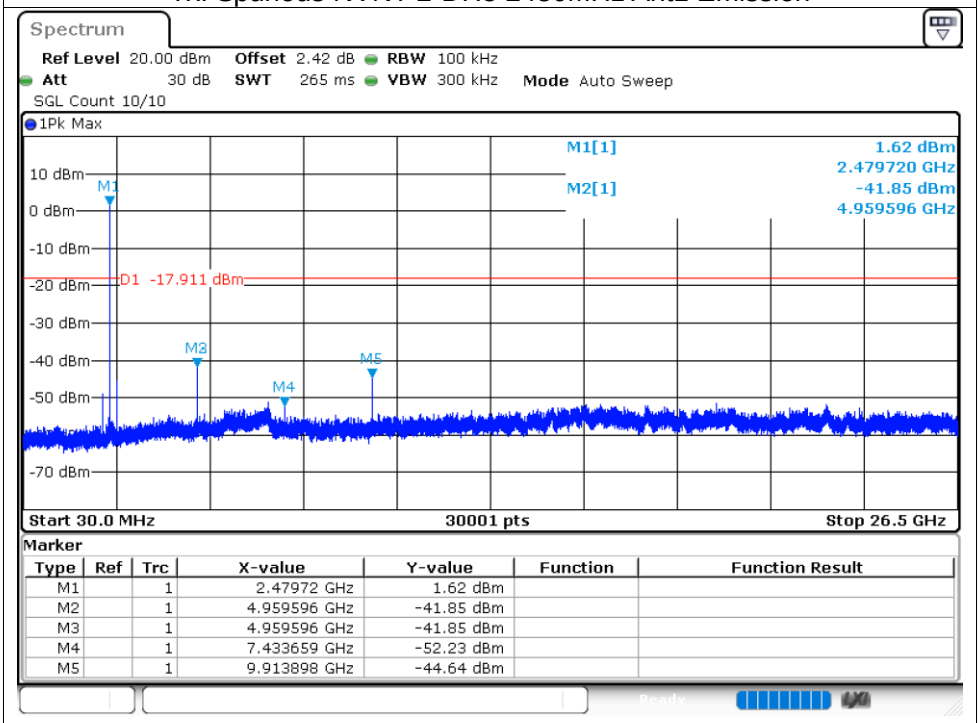

Marker

Type	Ref	Trc	X-value	Y-value	Function	Function Result
M1		1	2.47972 GHz	1.62 dBm		
M2		1	4.959596 GHz	-41.85 dBm		
M3		1	4.959596 GHz	-41.85 dBm		
M4		1	7.433659 GHz	-52.23 dBm		
M5		1	9.913898 GHz	-44.64 dBm		

Tx. Spurious NVNT 3-DH5 2402MHz Ant1 Ref

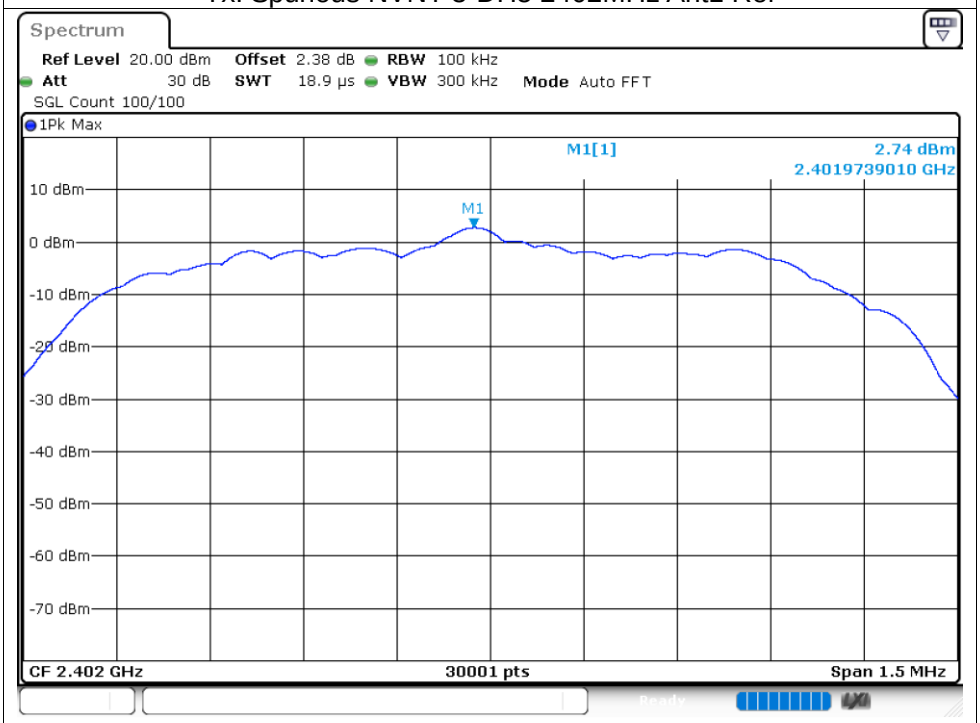

Tx. Spurious NVNT 3-DH5 2402MHz Ant1 Emission

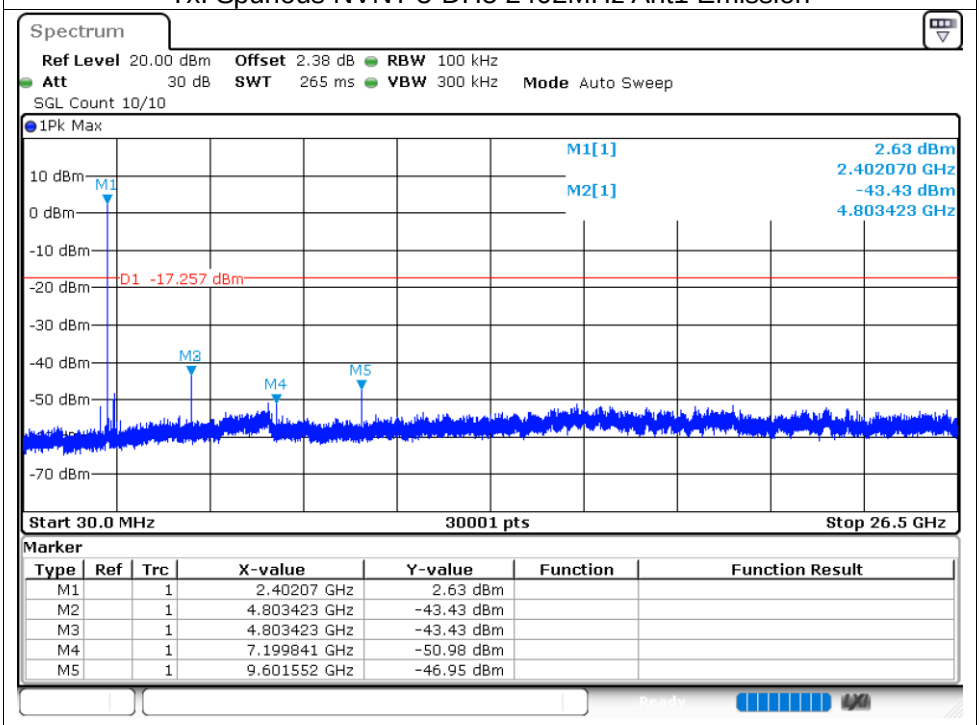

Marker

Type	Ref	Trc	X-value	Y-value	Function	Function Result
M1		1	2.40207 GHz	2.63 dBm		
M2		1	4.803423 GHz	-43.43 dBm		
M3		1	4.803423 GHz	-43.43 dBm		
M4		1	7.199841 GHz	-50.98 dBm		
M5		1	9.601552 GHz	-46.95 dBm		

Tx. Spurious NVNT 3-DH5 2441MHz Ant1 Ref

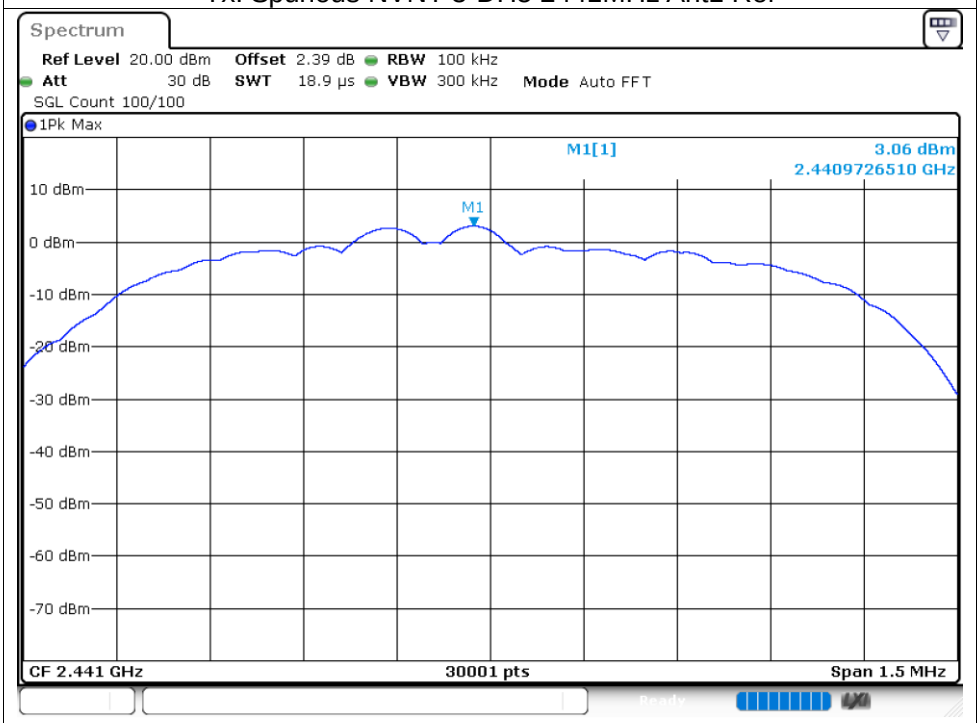

Tx. Spurious NVNT 3-DH5 2441MHz Ant1 Emission

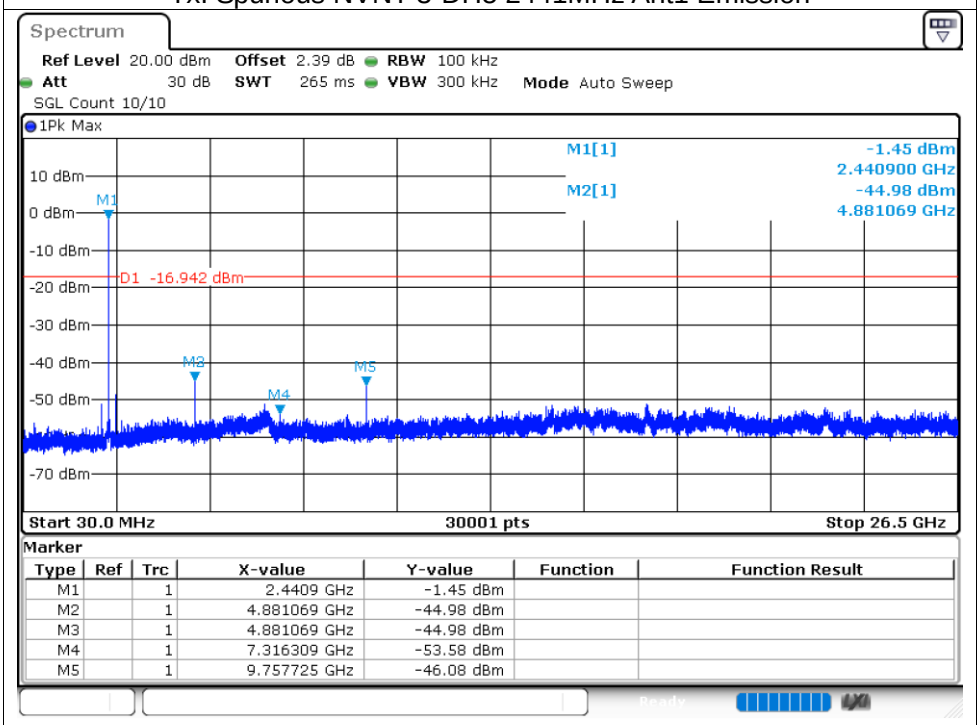

Marker

Type	Ref	Trc	X-value	Y-value	Function	Function Result
M1		1	2.4409 GHz	-1.45 dBm		
M2		1	4.881069 GHz	-44.98 dBm		
M3		1	4.881069 GHz	-44.98 dBm		
M4		1	7.316309 GHz	-53.58 dBm		
M5		1	9.757725 GHz	-46.08 dBm		

Tx. Spurious NVNT 3-DH5 2480MHz Ant1 Ref

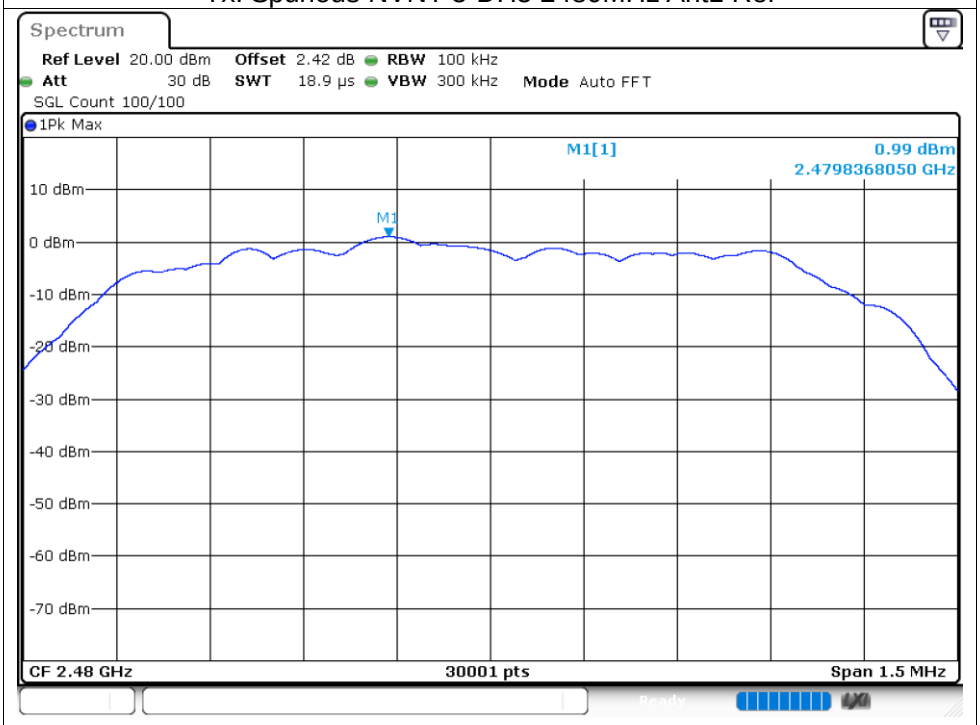

Tx. Spurious NVNT 3-DH5 2480MHz Ant1 Emission

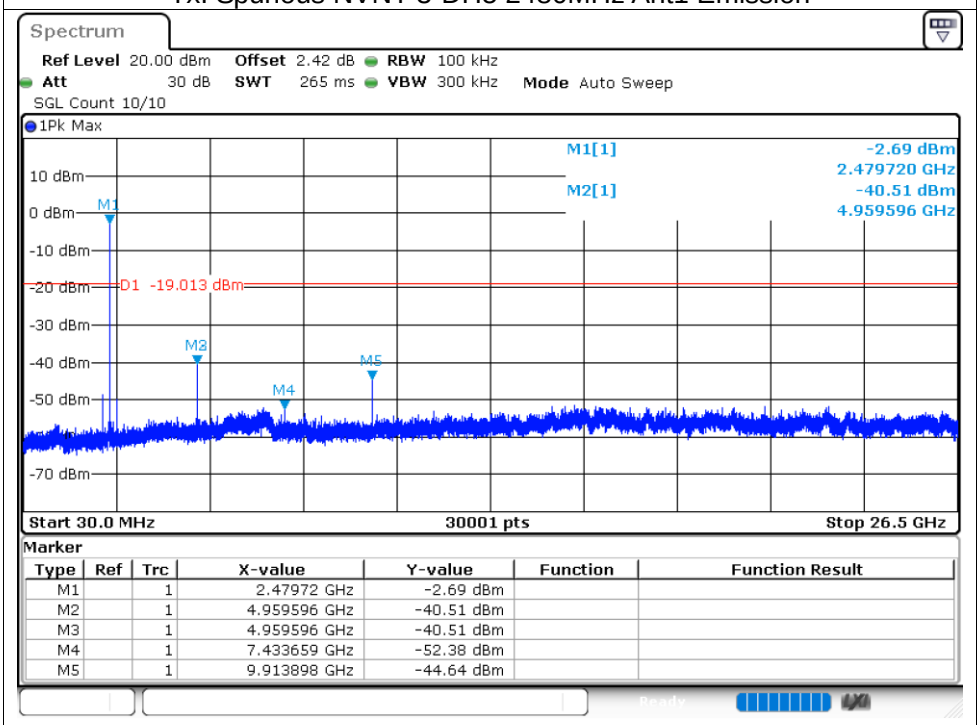

Marker

Type	Ref	Trc	X-value	Y-value	Function	Function Result
M1		1	2.47972 GHz	-2.69 dBm		
M2		1	4.959596 GHz	-40.51 dBm		
M3		1	4.959596 GHz	-40.51 dBm		
M4		1	7.433659 GHz	-52.38 dBm		
M5		1	9.913898 GHz	-44.64 dBm		

END OF REPORT