Smart Remote

for Media & Home & Shutter & Siri

Model Number: SWC6

SmartRemote

Sticker

Simply pair the SmartRemote to your phone or tablet via Bluetooth,There is no software to install or any apps to download

The volume button can be a remote shutter

The wireless Bluetooth range is 10 meters

If SmartRemote has been left idle for 30 second, it will switch to sleep mode, you can press any key to wake it up,it will automatically re-connected

Equipped with CR2025 battery, intelligent power saving, 0.5 seconds wake up, 1 years long standby

Product size: diameter 36mm, thickness 8.5mm
Battery Type: CR2025
Compatibility: IOS7.0 or Android 4.4+
Warranty: 1 Year

Instruction Manual

1.Long press "I>" button 3 seconds boot, activate Bluetooth

2.A blue light will begin flashing on the front of your bluetooth button

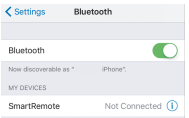

3.Under your bluetooth settings select "Smart Remote" to connect the button

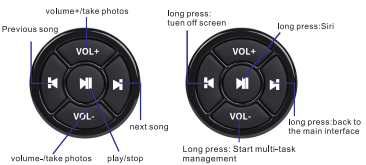

iPhone X/XS/X max does not support Siri wakeup

Smart Remote

for Media & Home & Shutter & Siri

SmartRemote

Sticker

Simply pair the SmartRemote to your phone or tablet via Bluetooth,There is no software to install or any apps to download

The volume button can be a remote shutter

The wireless Bluetooth range is 10 meters

If SmartRemote has been left idle for 30 second, it will switch to sleep mode, you can press any key to wake it up,it will automatically re-connected

Equipped with CR2025 battery, intelligent power saving, 0.5 seconds wake up, 1 years long standby

Product size: diameter 36mm, thickness 8.5mm
Battery Type: CR2025
Compatibility: IOS7.0 or Android 4.4+
Warranty: 1 Year

Instruction Manual

1.Long press "I>" button 3 seconds boot, activate Bluetooth

2.A blue light will begin flashing on the front of your bluetooth button

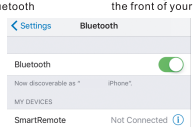

3.Under your bluetooth settings select "Smart Remote" to connect the button

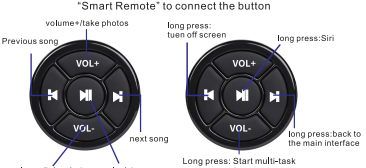

iPhone X/XS/X max does not support Siri wakeup

FCC Statement

This equipment has been tested and found to comply with the limits for a Class B digital device, pursuant to Part 15 of the FCC Rules. These limits are designed to provide reasonable protection against harmful interference in a residential installation. This equipment generates uses and can radiate radio frequency energy and, if not installed and used in accordance with the instructions, may cause harmful interference to radio communications. However, there is no guarantee that interference will not occur in a particular installation. If this equipment does cause harmful interference to radio or television reception, which can be determined by turning the equipment off and on, the user is encouraged to try to correct the interference by one or more of the following measures:

-- Reorient or relocate the receiving antenna.

-- Increase the separation between the equipment and receiver.

-- Connect the equipment into an outlet on a circuit different from that to which the receiver is connected.

-- Consult the dealer or an experienced radio/TV technician for help.

This device complies with part 15 of the FCC Rules. Operation is subject to the following two conditions: (1) This device may not cause harmful interference, and (2) this device must accept any interference received, including interference that may cause undesired operation.

Changes or modifications not expressly approved by the party responsible for compliance could void the user's authority to operate the equipment.

The device has been evaluated to meet general RF exposure requirement. The device can be used in portable exposure condition without restriction.