Percsson Communication Equipment Co., Ltd

Antenna OTA Test Report

For

ESP-ANT-A

Customer	广云物联网科技（广州）有限公司	**Demo**	**GY-SUC3A2**
Band	**2.4G**	**Color**	蓝色
PRS PN		**Version**	**V1.0**
Issued by	**Jason**	**Checked by**	**Mem**
Confirmed by	**Zhang**	**Date**	**2022.03.18**

This test report belongs to PERCSSON COMMUNICATION EQUIPMENT CO.LTD. and related clients to file,please keeping it propely,without our company and related clients allowed,anybody has no rights to reval it to public.

Manufacturer: Percsson Communication Equipment Co., Ltd
ADD: Kui Qiao Road, Fouth Village ,Tang Xia Town, Dongguan, Guangdong, China

一、TEST INSTRUMENTATION

CHAMBER	**SATIMO Chamber**
Wireless Networking Test Set	**Agilent E5071C**
NETWORK ANALYZER	**Agilent 8753D**
TEMPERATURE	**20±3℃**
HUMIDITY	**50±20%rh**
GROUND RESISTANCE	**<0.5R**



GY-SUC3A2 WiFi Module

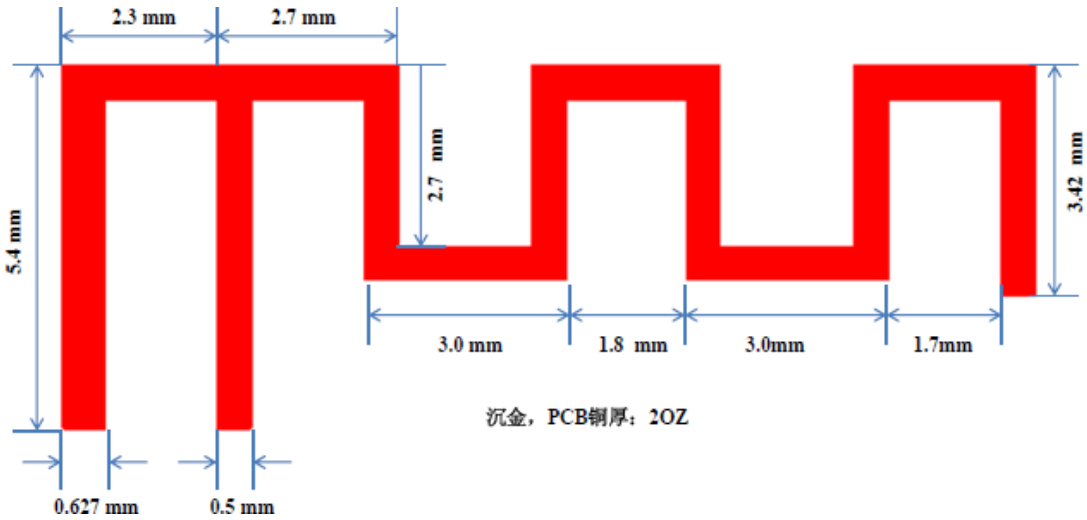

Antenna Dimension for ESP-C20

This test report belongs to PERCSSON COMMUNICATION EQUIPMENT CO.LTD. and related clients to file,please keeping it propely,without our company and related clients allowed,anybody has no rights to reval it to public.





This test report belongs to PERCSSON COMMUNICATION EQUIPMENT CO.LTD. and related clients to file,please keeping it propely,without our company and related clients allowed,anybody has no rights to reval it to public.



Coordinate system – Cylindrical geometry

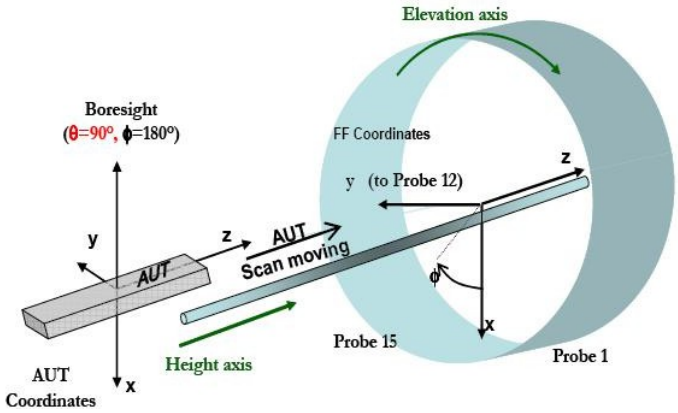

Coordinate system – Spherical geometry

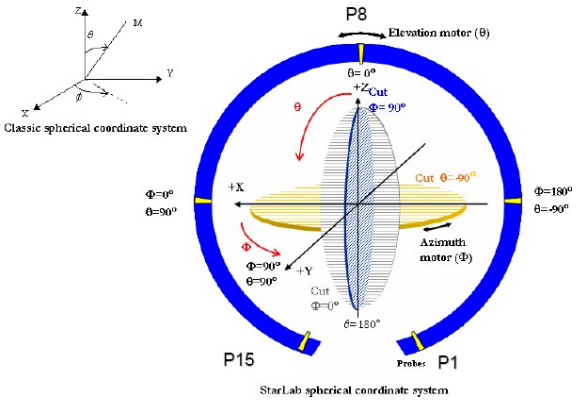

This test report belongs to PERCSSON COMMUNICATION EQUIPMENT CO.LTD. and related clients to file,please keeping it propely,without our company and related clients allowed,anybody has no rights to reval it to public.

二、Test Results

2.1 Gain and Efficiency

Test Item	Freq (MHz)	Efficiency (%)	Gain (dBi)	Note
Gain	2400	71.32	2.72	Vertical 30°
	2412	70.68	3.21	
	2417	76.51	2.88	
	2422	77.78	2.67	
	2427	80.76	2.89	
	2432	80.11	2.80	
	2437	75.32	2.64	
	2442	75.23	2.93	
	2447	72.99	2.78	
	2452	70.01	3.12	
	2457	72.34	3.13	
	2462	71.32	3.28	
	2467	72.33	3.24	
	2472	75.67	3.33	
	2477	72.12	3.42	
	2482	80.23	3.57	
	2500	79.65	3.22	

This test report belongs to PERCSSON COMMUNICATION EQUIPMENT CO.LTD. and related clients to file,please keeping it propely,without our company and related clients allowed,anybody has no rights to reval it to public.

2.2 VSWR (Voltage Standing Wave Ration)

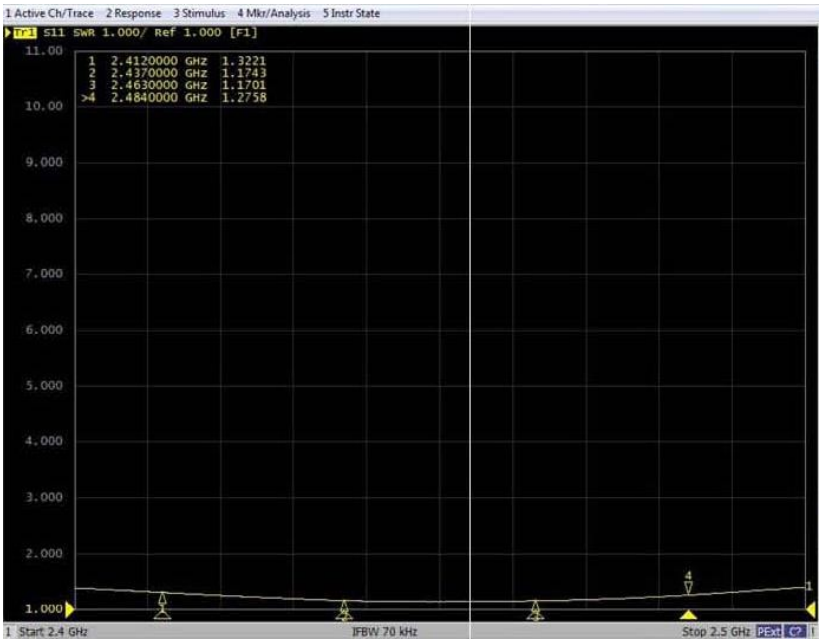

Frequency(MHz)	2412	2437	2463	2484
VSWR	1.31	1.17	1.16	1.29

2.3 Antenna S11

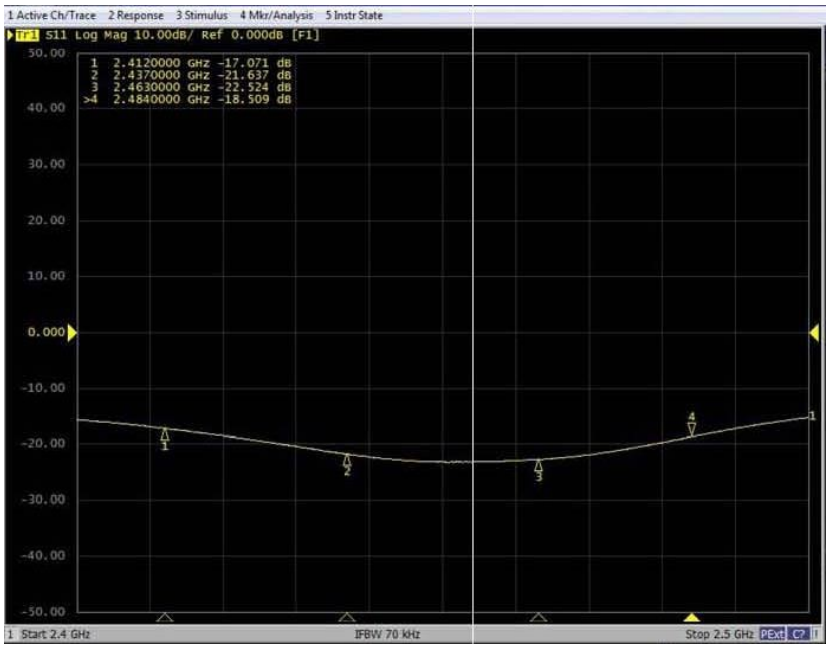

This test report belongs to PERCSSON COMMUNICATION EQUIPMENT CO.LTD. and related clients to file,please keeping it propely,without our company and related clients allowed,anybody has no rights to reval it to public.

Frequency(MHz)	2412	2437	2463	2484
S11 (dB)	-17.01	-21.65	-22.52	-18.51

三、2-D pattern Plots

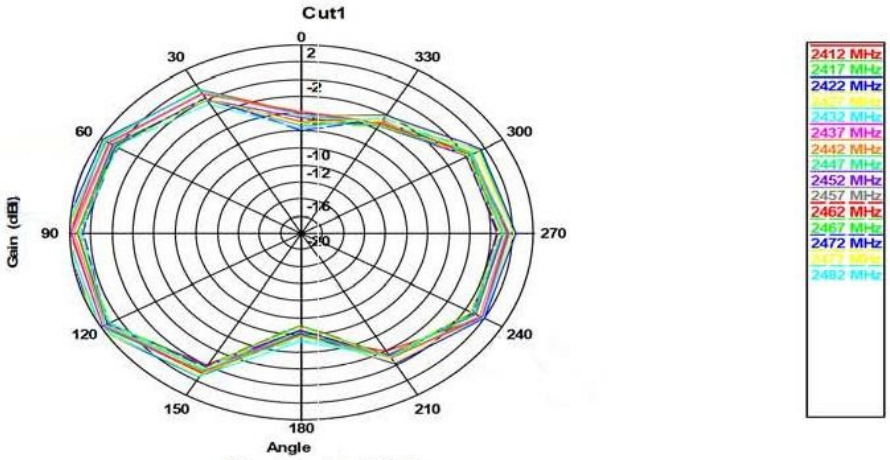

Horizontal X-Y

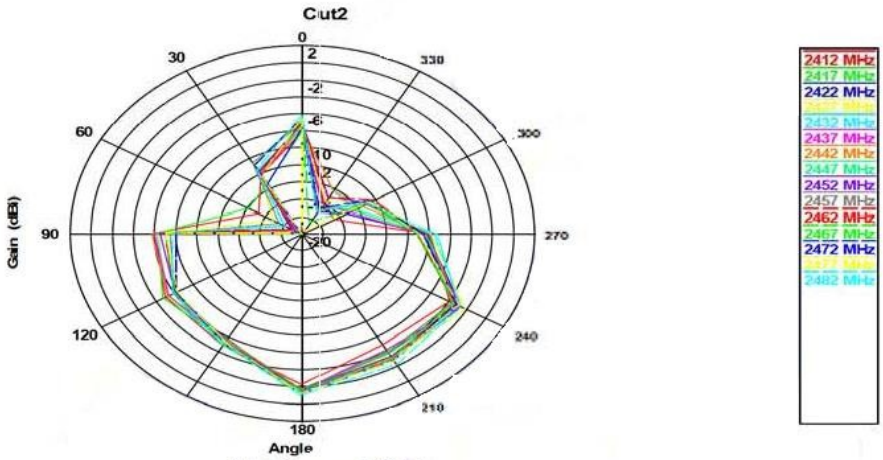

Horizontal X-Z

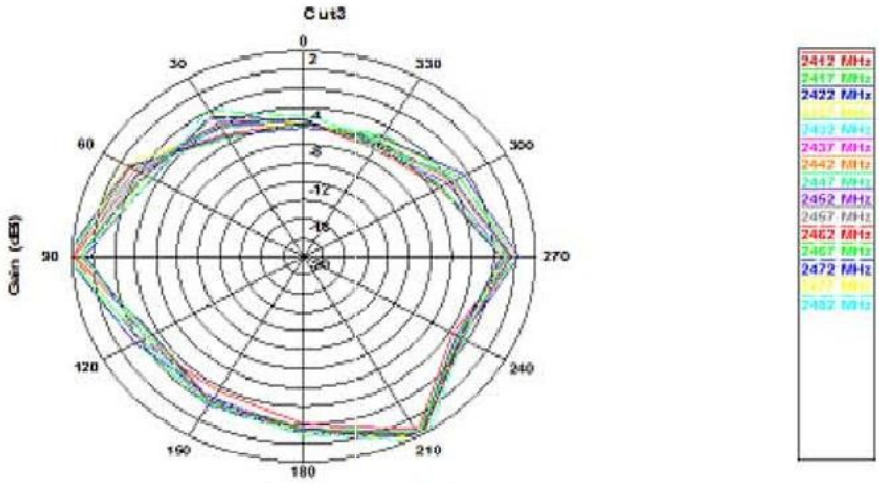

Horizontal Y-Z

This te ients to
file,pl dy has no
rights