Appendix Test Data

Report No.:	1813C50110912501	Test Sample No.:	1-2-2
Start Test Date:	2025.3.28	Finish Test Date:	2025.4.7
Test Engineer:	Huisen Guan	Auditor:	Justin Feng
Temperature:	22.4℃	Relative Humidity:	43%
Pressure:	101kPa		

Appendix A: 6dB Bandwidth

Test Result

Test Mode	Antenna	Frequency[MHz]	6dB BW [MHz]	FL[MHz]	FH[MHz]	Limit[MHz]	Verdict
BLE_1M	Ant1	2402	0.69	2401.76	2402.46	0.5	PASS
BLE_1M	Ant1	2440	0.73	2439.74	2440.47	0.5	PASS
BLE_1M	Ant1	2480	0.78	2479.70	2480.48	0.5	PASS
BLE_2M	Ant1	2402	1.14	2401.50	2402.64	0.5	PASS
BLE_2M	Ant1	2440	1.12	2439.53	2440.65	0.5	PASS
BLE_2M	Ant1	2480	1.13	2479.52	2480.65	0.5	PASS

Test Graphs

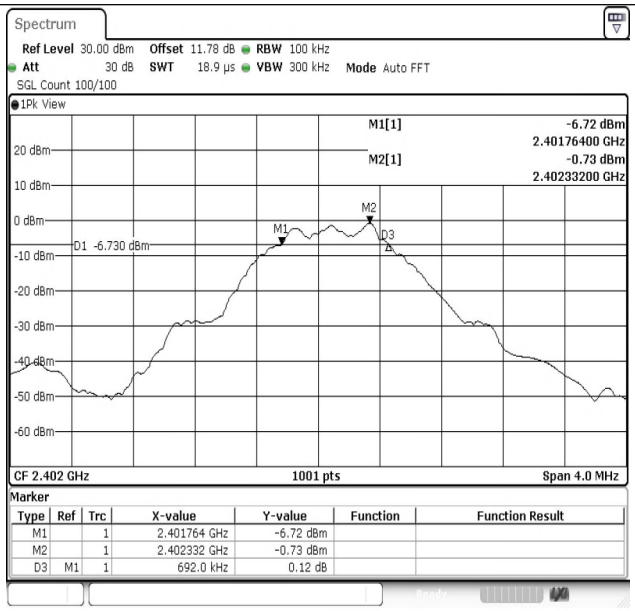

BLE_1M-Ant1-2402-PASS

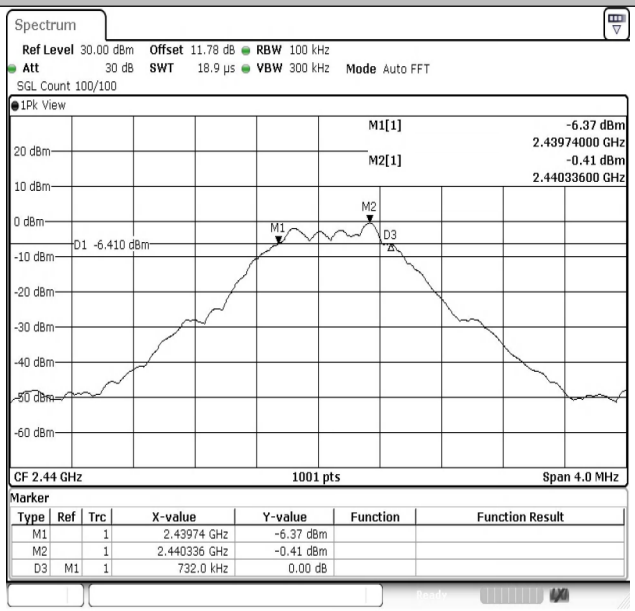

BLE_1M-Ant1-2440-PASS

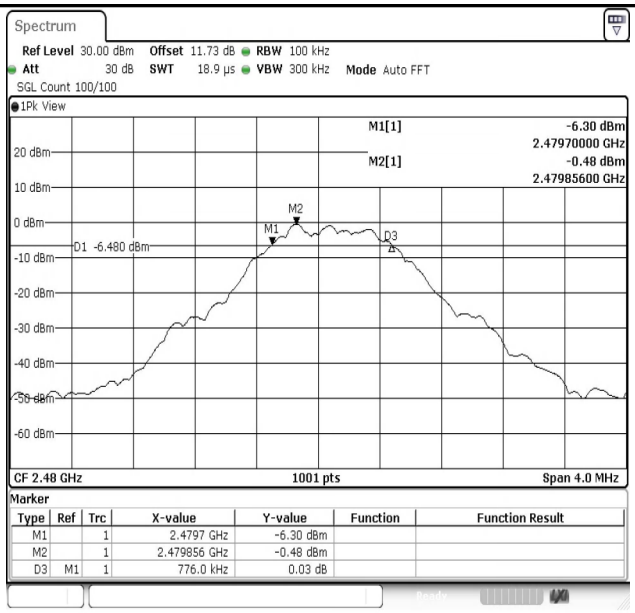

BLE_1M-Ant1-2480-PASS

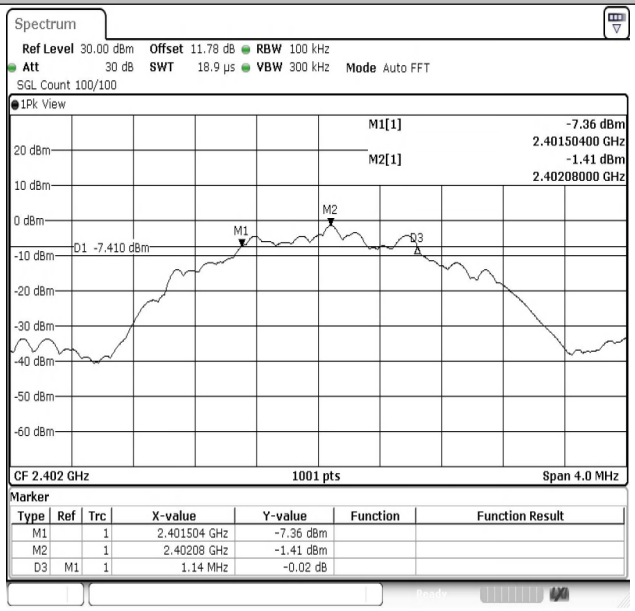

BLE_2M-Ant1-2402-PASS

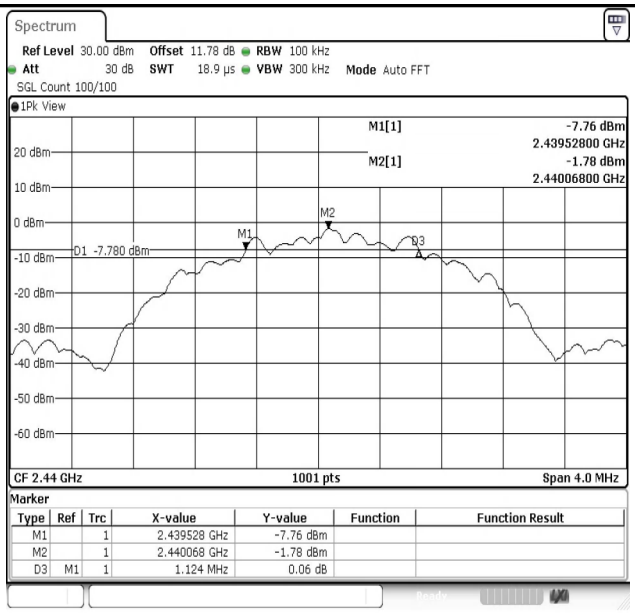

BLE_2M-Ant1-2440-PASS

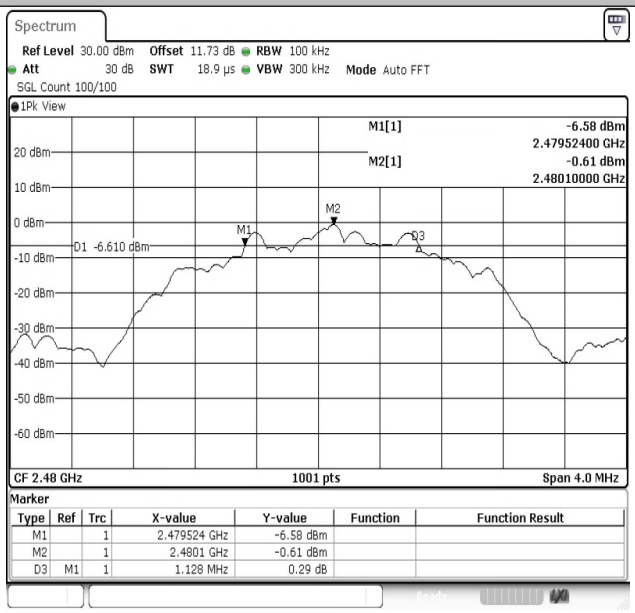

BLE_2M-Ant1-2480-PASS

Appendix B: 99% Occupied Bandwidth

Test Result

Test Mode	Antenna	Frequency[MHz]	OCB [MHz]	FL[MHz]	FH[MHz]	Limit[MHz]	Verdict
BLE_1M	Ant1	2402	1.139	2401.5125	2402.6513	---	---
BLE_1M	Ant1	2440	1.135	2439.5085	2440.6434	---	---
BLE_1M	Ant1	2480	1.159	2479.5005	2480.6593	---	---
BLE_2M	Ant1	2402	2.082	2401.0649	2403.1469	---	---
BLE_2M	Ant1	2440	2.082	2439.0649	2441.1469	---	---
BLE_2M	Ant1	2480	2.066	2479.0609	2481.1269	---	---

Test Graphs

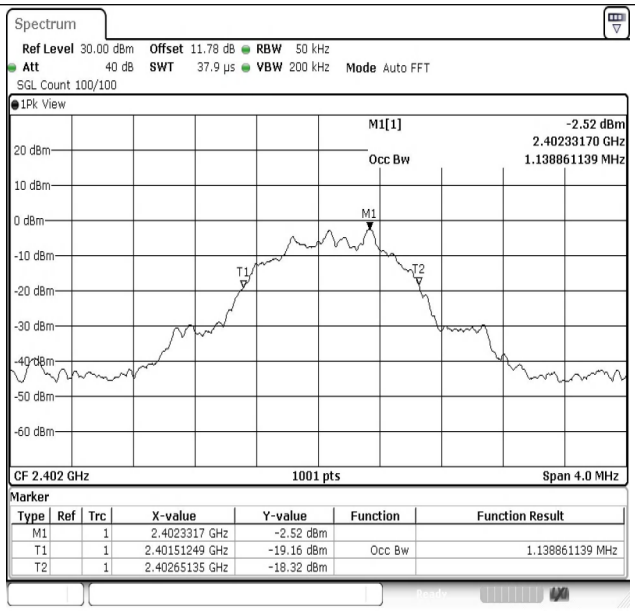

BLE_1M-Ant1-2402

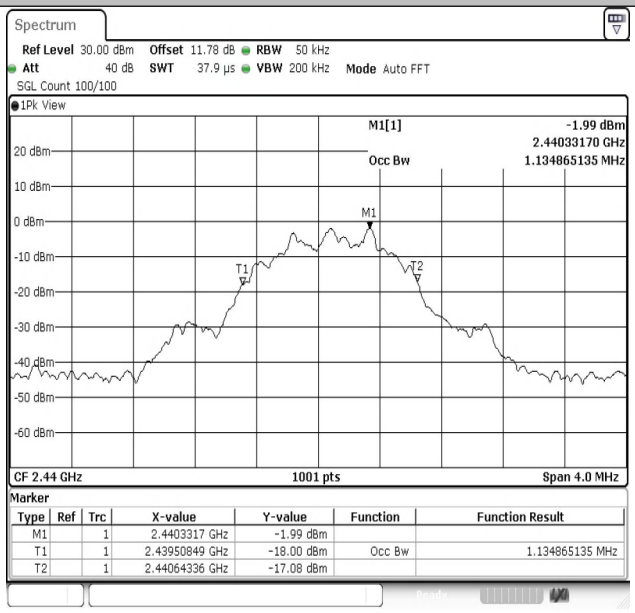

BLE_1M-Ant1-2440

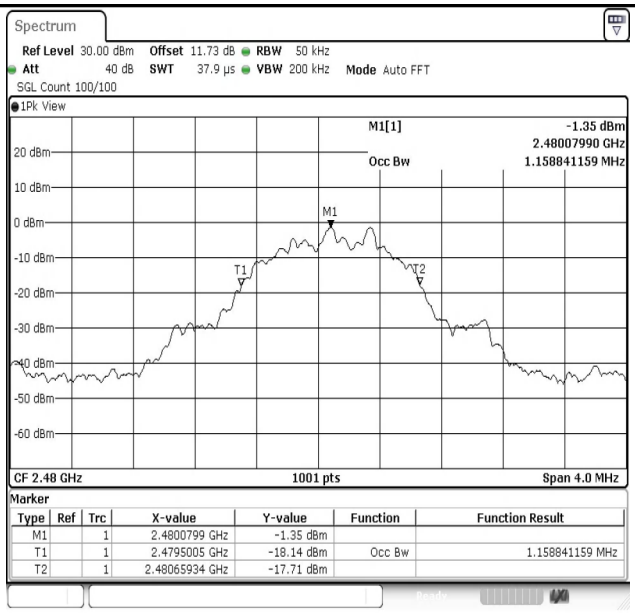

BLE_1M-Ant1-2480

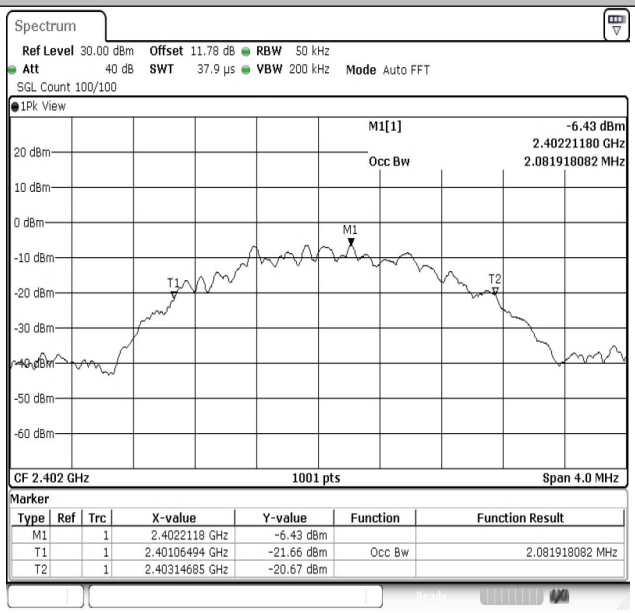

BLE_2M-Ant1-2402

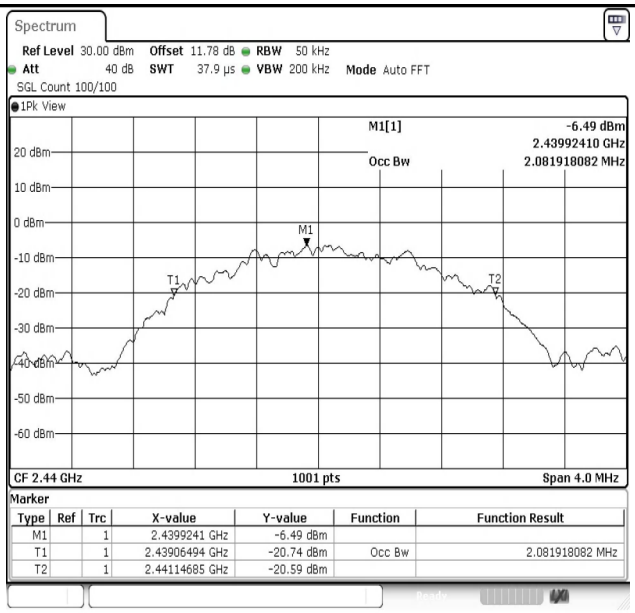

BLE_2M-Ant1-2440

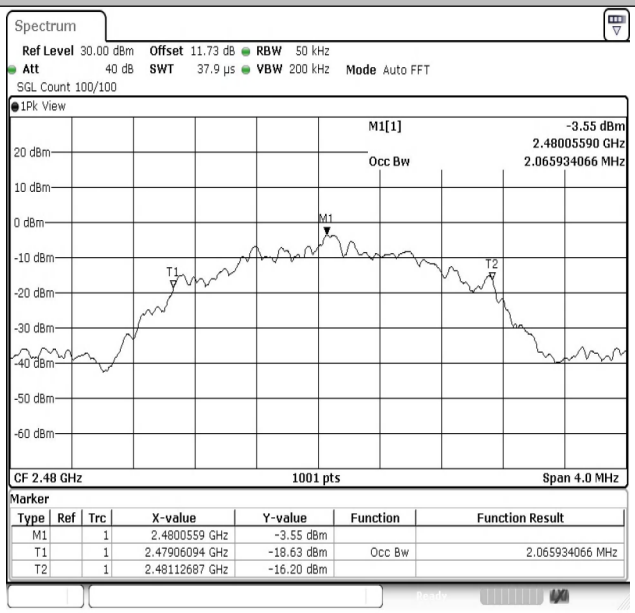

BLE_2M-Ant1-2480

Appendix C: Maximum conducted output power

Test Result Peak

Test Mode	Antenna	Frequency [MHz]	Conducted Peak Power[dBm]	Conducted Limit[dBm]	Verdict
BLE_1M	Ant1	2402	-0.48	≤30	PASS
BLE_1M	Ant1	2440	-0.04	≤30	PASS
BLE_1M	Ant1	2480	0.59	≤30	PASS
BLE_2M	Ant1	2402	-0.54	≤30	PASS
BLE_2M	Ant1	2440	-0.12	≤30	PASS
BLE_2M	Ant1	2480	0.67	≤30	PASS

Test Graphs Peak

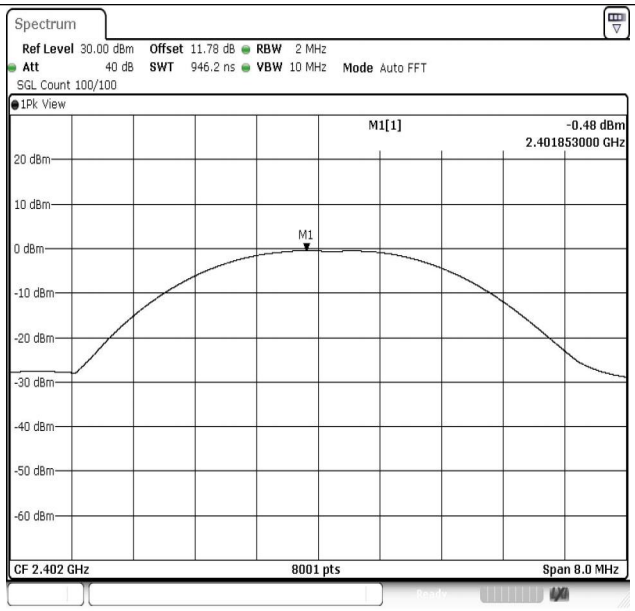

BLE_1M-Ant1-2402-PASS

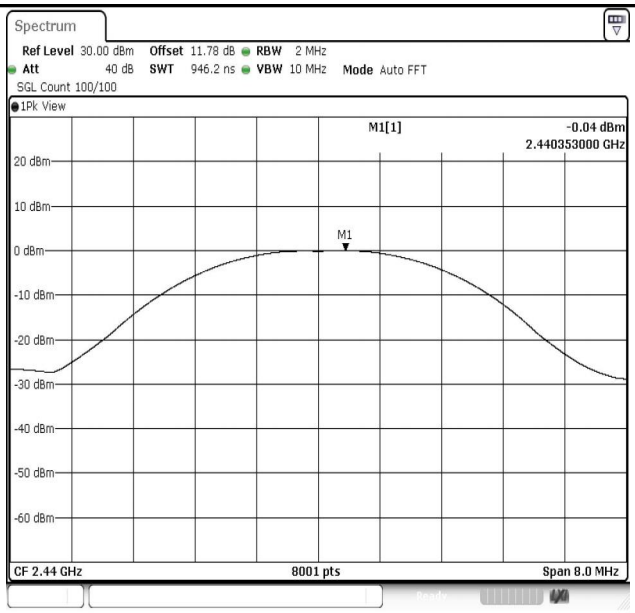

BLE_1M-Ant1-2440-PASS

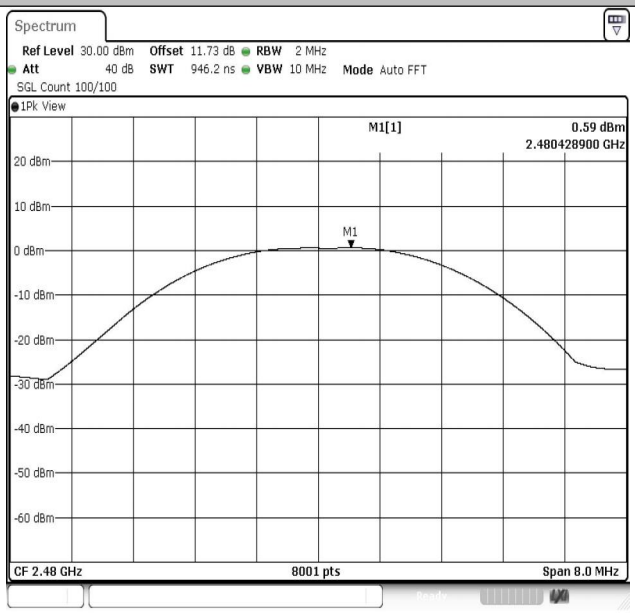

BLE_1M-Ant1-2480-PASS

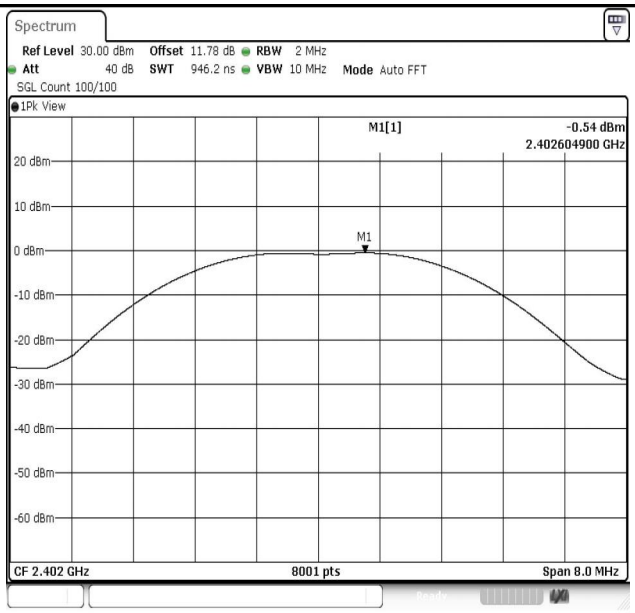

BLE_2M-Ant1-2402-PASS

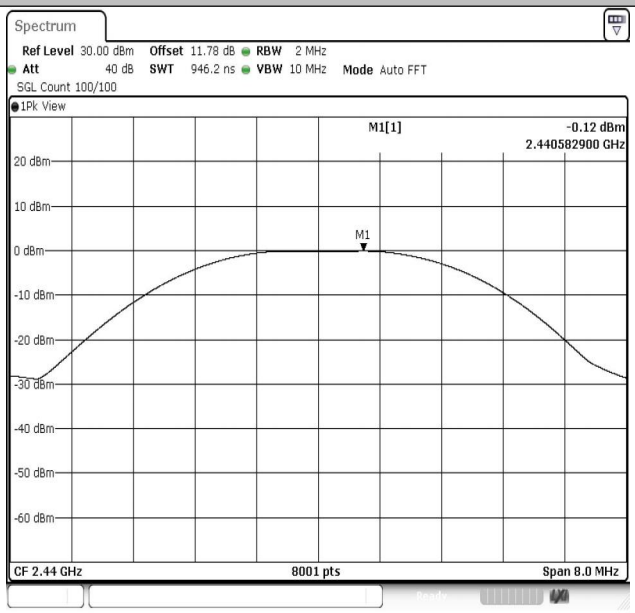

BLE_2M-Ant1-2440-PASS

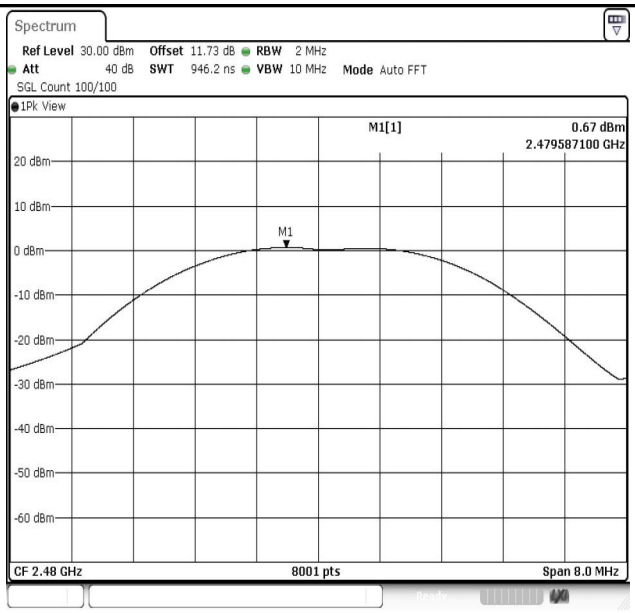

BLE_2M-Ant1-2480-PASS

Appendix D: Maximum power spectral density

Test Result

TestMode	Antenna	Frequency[MHz]	Result[dBm/3kHz]	Limit[dBm/3kHz]	Verdict
BLE_1M	Ant1	2402	-17.94	≤8.00	PASS
BLE_1M	Ant1	2440	-17.42	≤8.00	PASS
BLE_1M	Ant1	2480	-16.55	≤8.00	PASS
BLE_2M	Ant1	2402	-20.14	≤8.00	PASS
BLE_2M	Ant1	2440	-19.77	≤8.00	PASS
BLE_2M	Ant1	2480	-18.65	≤8.00	PASS

Test Graphs

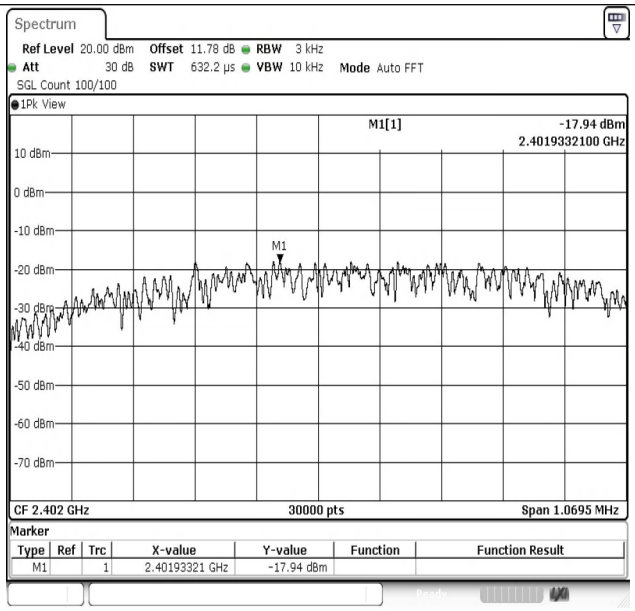

BLE_1M-Ant1-2402-PASS

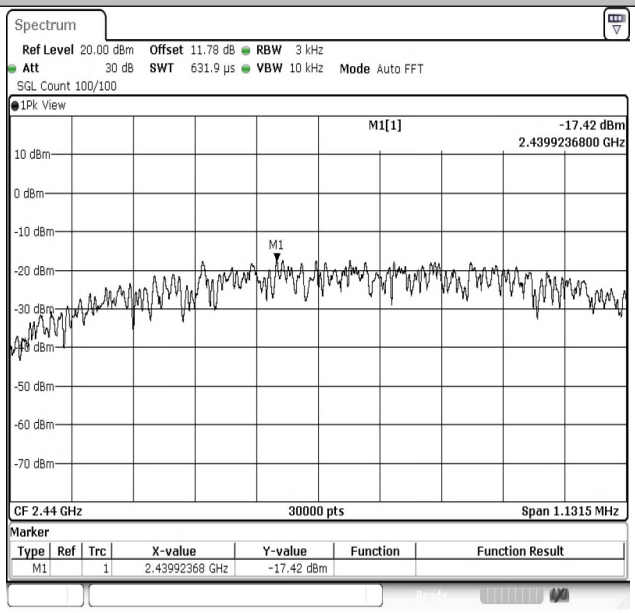

BLE_1M-Ant1-2440-PASS

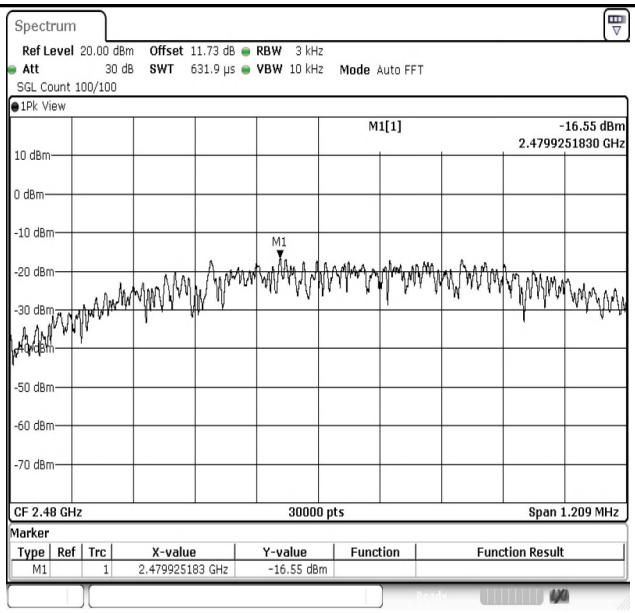

BLE_1M-Ant1-2480-PASS

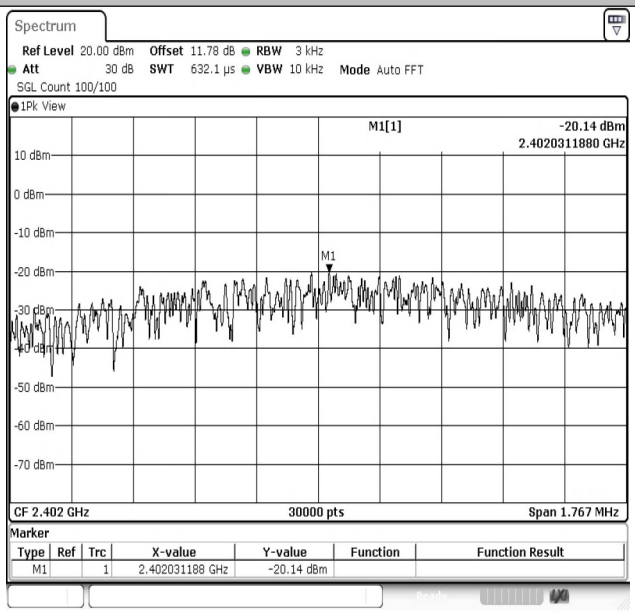

BLE_2M-Ant1-2402-PASS

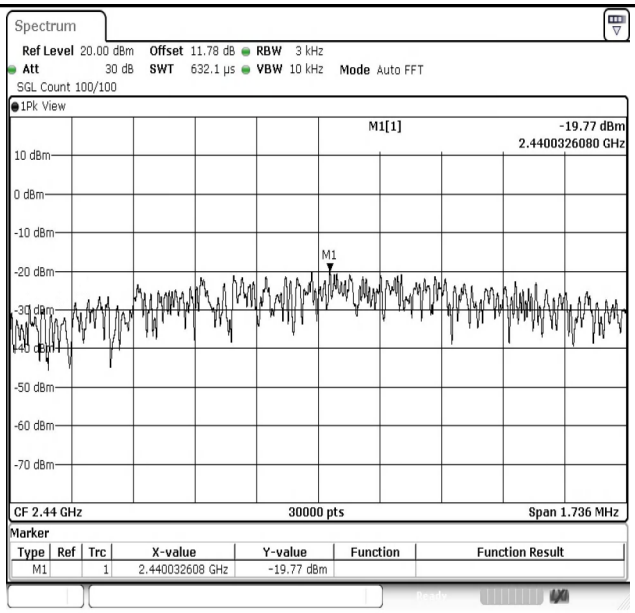

BLE_2M-Ant1-2440-PASS

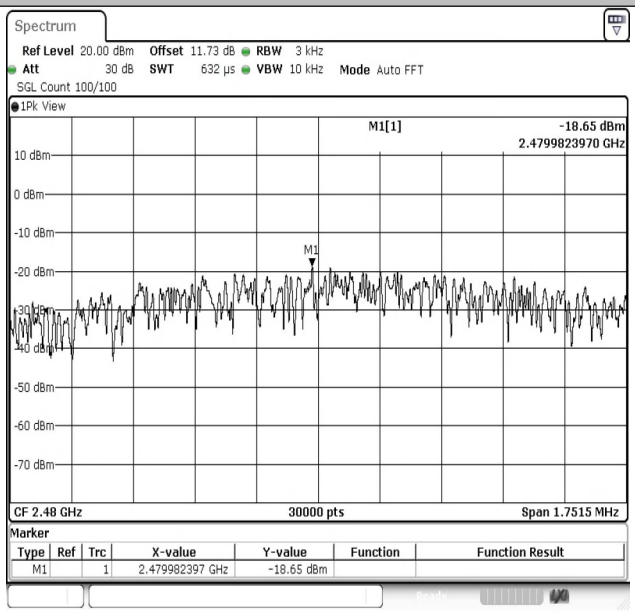

BLE_2M-Ant1-2480-PASS

Appendix E: Band edge measurements

Test Result

Test Mode	Antenna	ChName	Frequency [MHz]	RefLevel [dBm]	Result [dBm]	Limit [dBm]	Verdict
BLE_1M	Ant1	Low	2402	-0.74	-40.75	≤-20.74	PASS
BLE_1M	Ant1	High	2480	-0.34	-44.73	≤-20.34	PASS
BLE_2M	Ant1	Low	2402	-1.51	-38.39	≤-21.51	PASS
BLE_2M	Ant1	High	2480	-3.40	-46.95	≤-23.4	PASS

Test Graphs

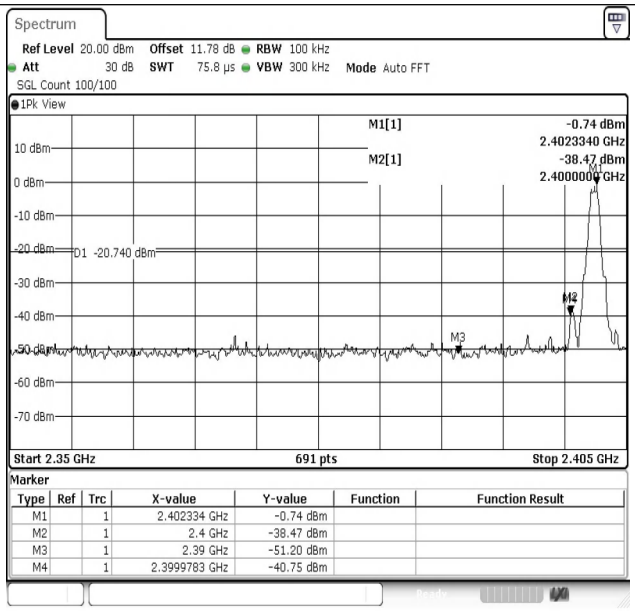

BLE_1M-Ant1-2402-PASS

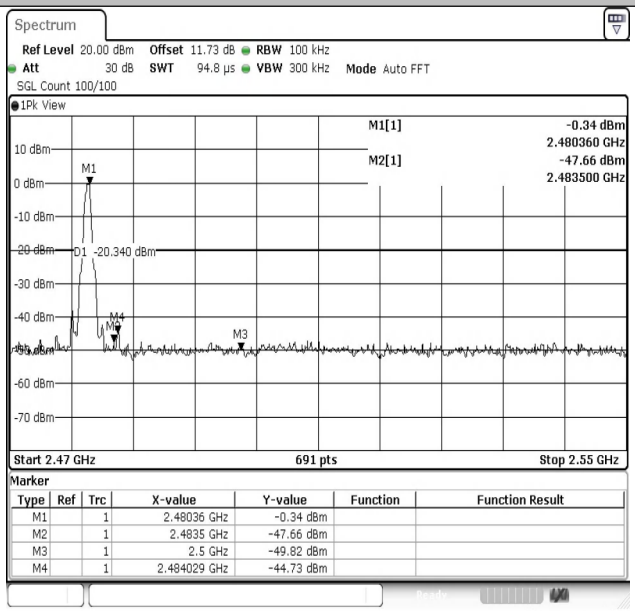

BLE_1M-Ant1-2480-PASS

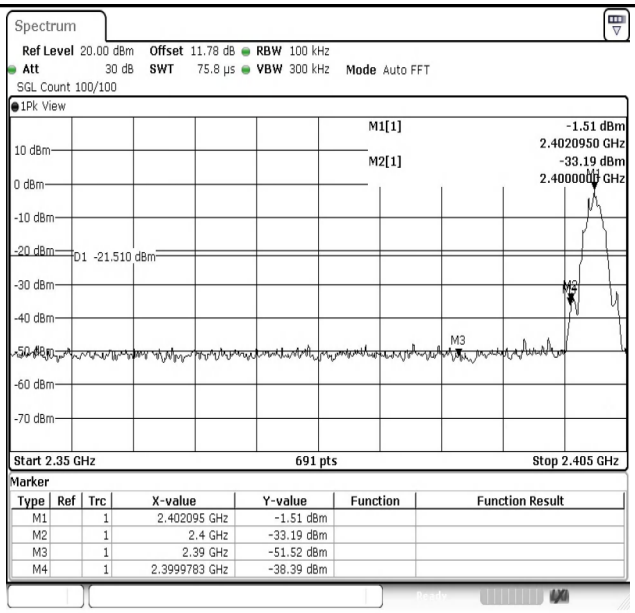

BLE_2M-Ant1-2402-PASS

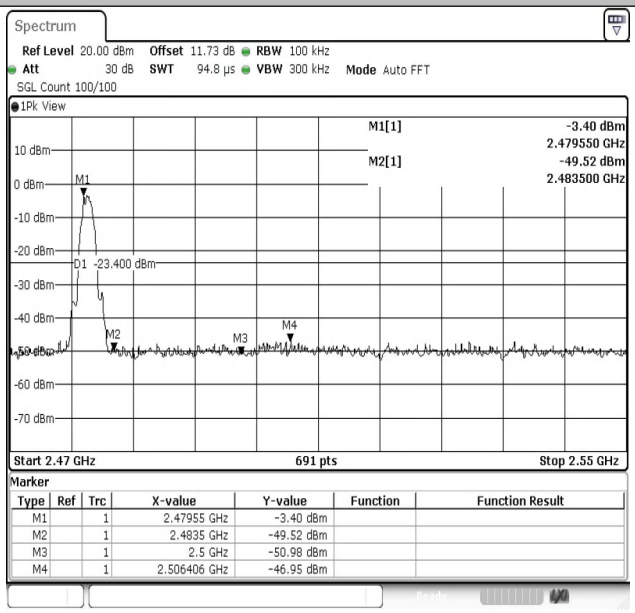

BLE_2M-Ant1-2480-PASS

Appendix F: Conducted Spurious Emission

Test Result

Test Mode	Antenna	Frequency [MHz]	Freq. Range [MHz]	Ref. Level [dBm]	Result [dBm]	Limit [dBm]	Verdict
BLE_1M	Ant1	2402	0~Reference	-0.86	-0.86	---	PASS
BLE_1M	Ant1	2402	30~1000	-0.86	-58.18	≤-20.86	PASS
BLE_1M	Ant1	2402	1000~26500	-0.86	-30.54	≤-20.86	PASS
BLE_1M	Ant1	2440	0~Reference	-0.33	-0.33	---	PASS
BLE_1M	Ant1	2440	30~1000	-0.33	-57.95	≤-20.33	PASS
BLE_1M	Ant1	2440	1000~26500	-0.33	-34.83	≤-20.33	PASS
BLE_1M	Ant1	2480	0~Reference	-0.39	-0.39	---	PASS
BLE_1M	Ant1	2480	30~1000	-0.39	-57.83	≤-20.39	PASS
BLE_1M	Ant1	2480	1000~26500	-0.39	-37.14	≤-20.39	PASS
BLE_2M	Ant1	2402	0~Reference	-1.47	-1.47	---	PASS
BLE_2M	Ant1	2402	30~1000	-1.47	-58.22	≤-21.47	PASS
BLE_2M	Ant1	2402	1000~26500	-1.47	-33.2	≤-21.47	PASS
BLE_2M	Ant1	2440	0~Reference	-1.00	-1.00	---	PASS
BLE_2M	Ant1	2440	30~1000	-1.00	-57.19	≤-21	PASS
BLE_2M	Ant1	2440	1000~26500	-1.00	-37.88	≤-21	PASS
BLE_2M	Ant1	2480	0~Reference	-2.61	-2.61	---	PASS
BLE_2M	Ant1	2480	30~1000	-2.61	-57.72	≤-22.61	PASS
BLE_2M	Ant1	2480	1000~26500	-2.61	-40.29	≤-22.61	PASS

Test Graphs

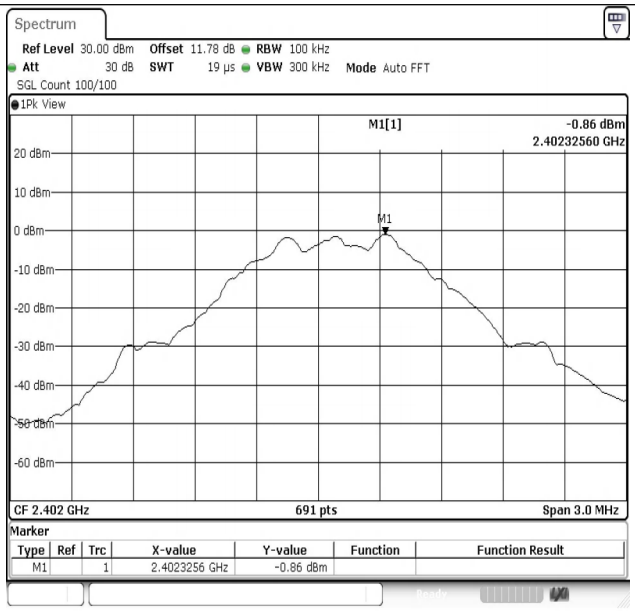

BLE_1M-Ant1-2402-0~Reference-PASS

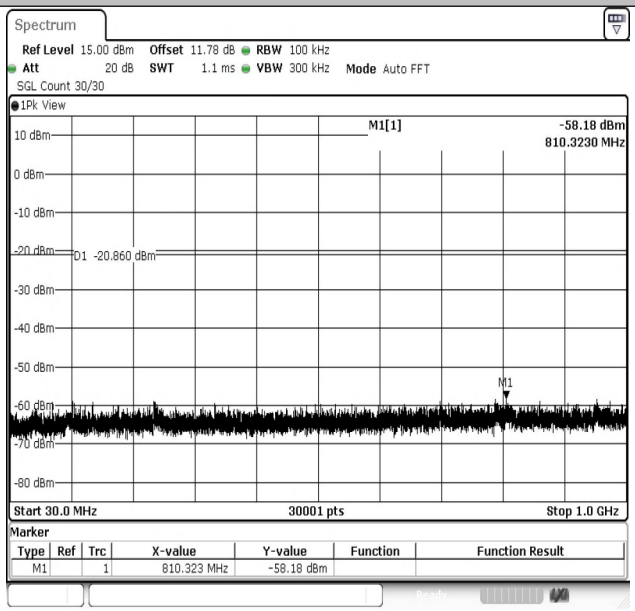

BLE_1M-Ant1-2402-30~1000-PASS

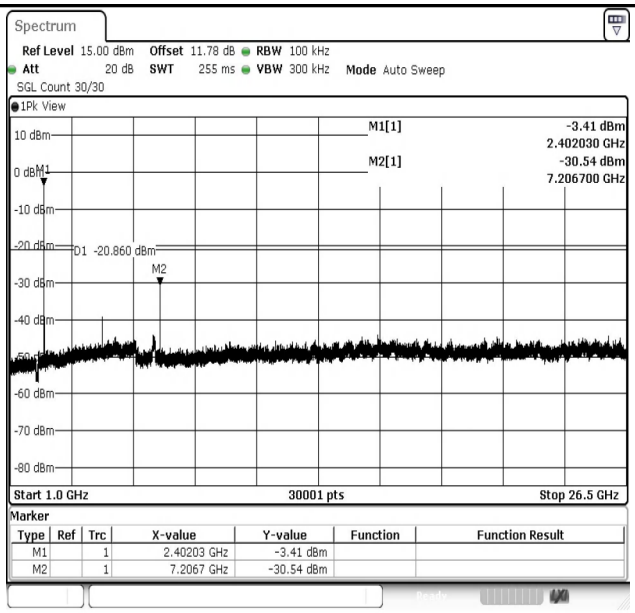

BLE_1M-Ant1-2402-1000~26500-PASS

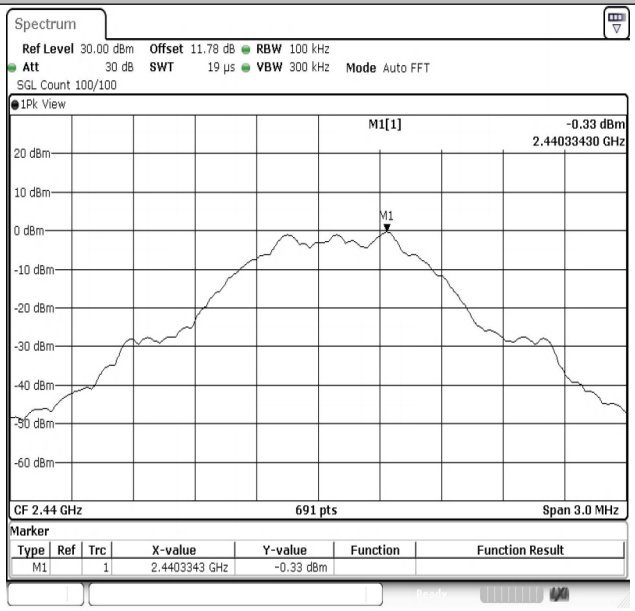

BLE_1M-Ant1-2440-0~Reference-PASS

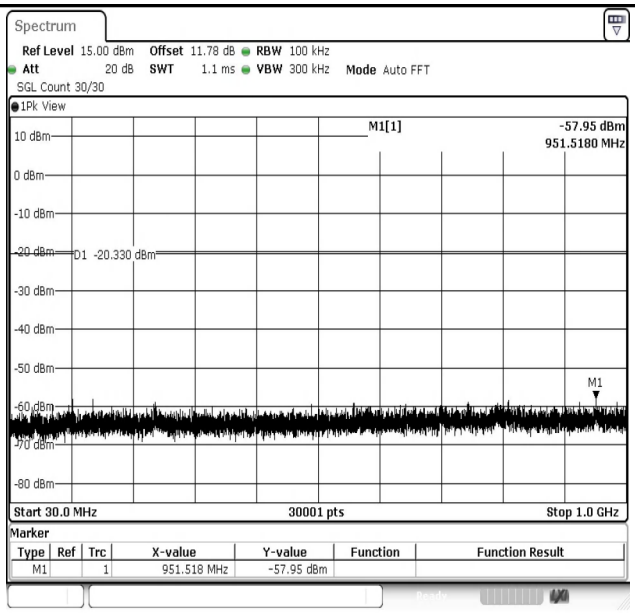

BLE_1M-Ant1-2440-30~1000-PASS

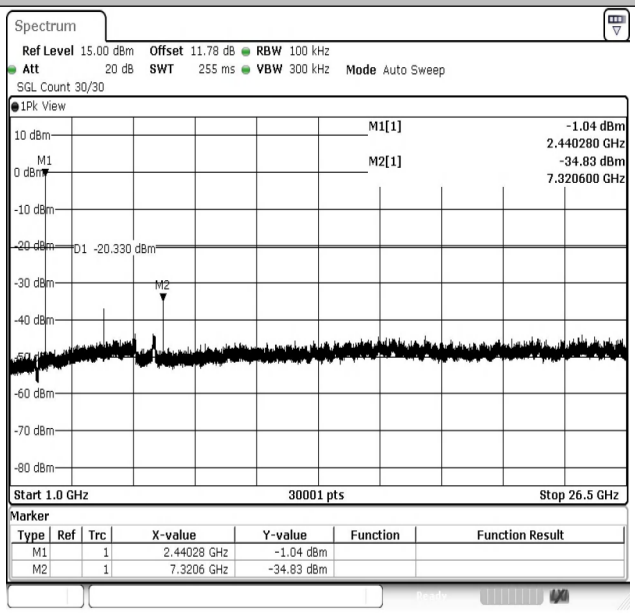

BLE_1M-Ant1-2440-1000~26500-PASS

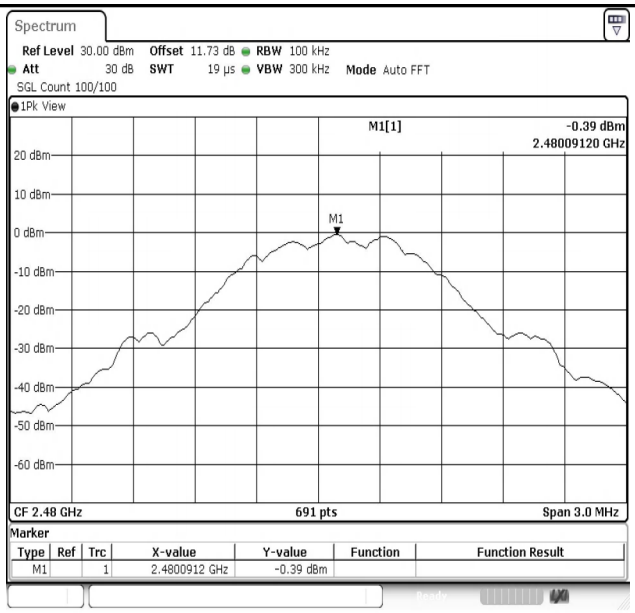

BLE_1M-Ant1-2480-0~Reference-PASS

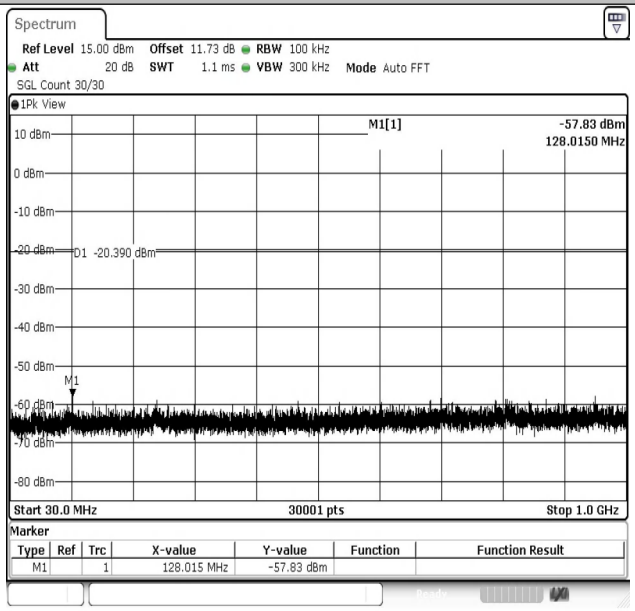

BLE_1M-Ant1-2480-30~1000-PASS

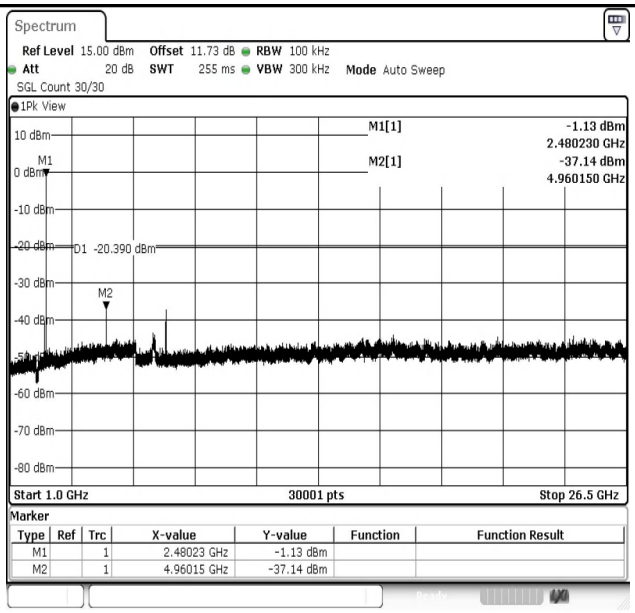

BLE_1M-Ant1-2480-1000~26500-PASS

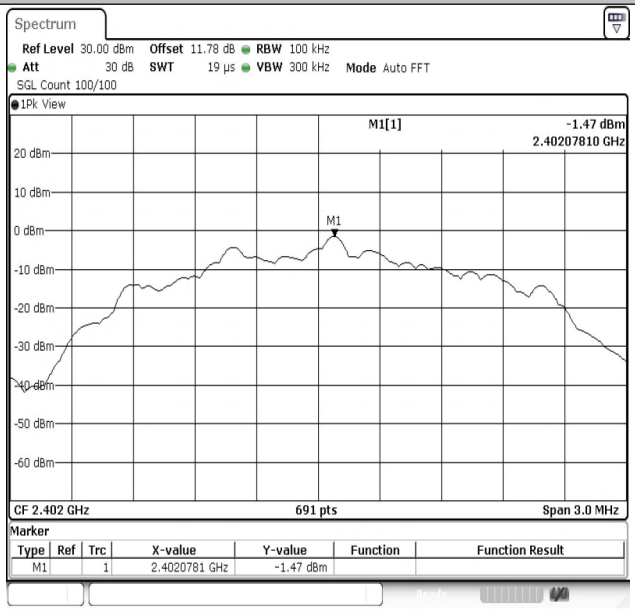

BLE_2M-Ant1-2402-0~Reference-PASS

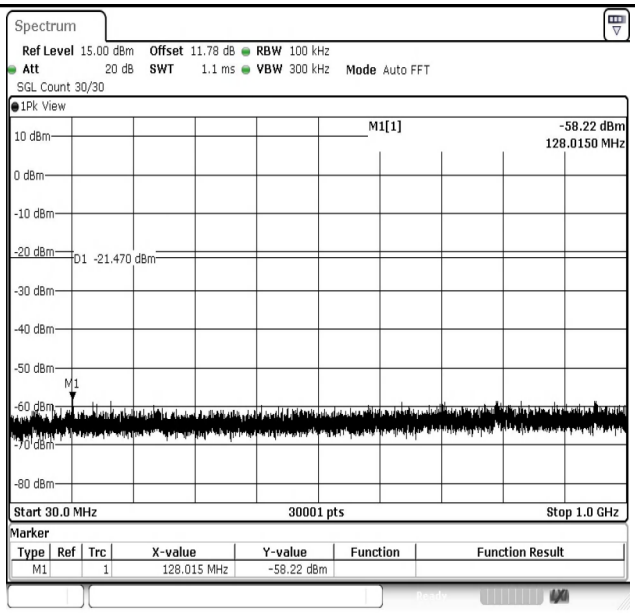

BLE_2M-Ant1-2402-30~1000-PASS

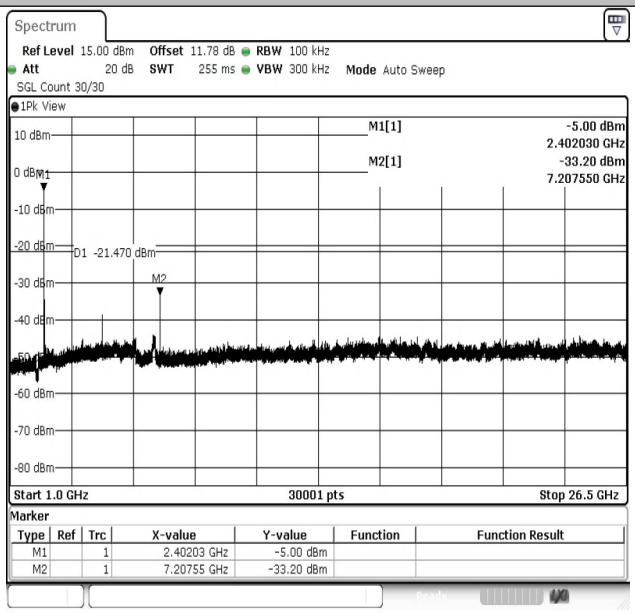

BLE_2M-Ant1-2402-1000~26500-PASS

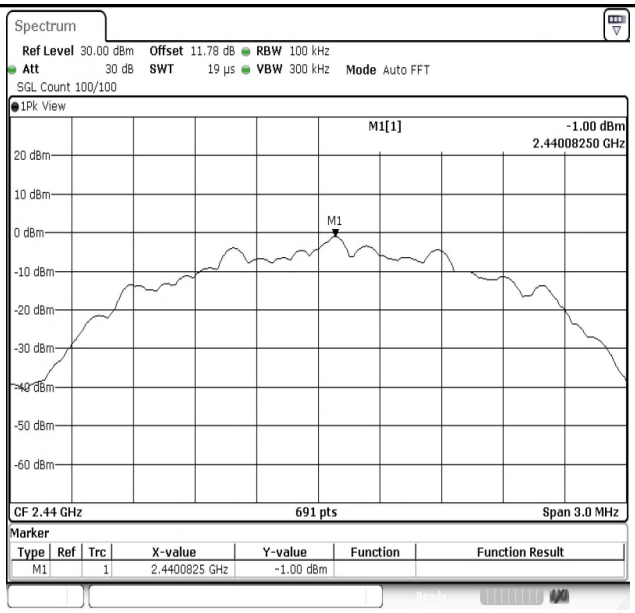

BLE_2M-Ant1-2440-0~Reference-PASS

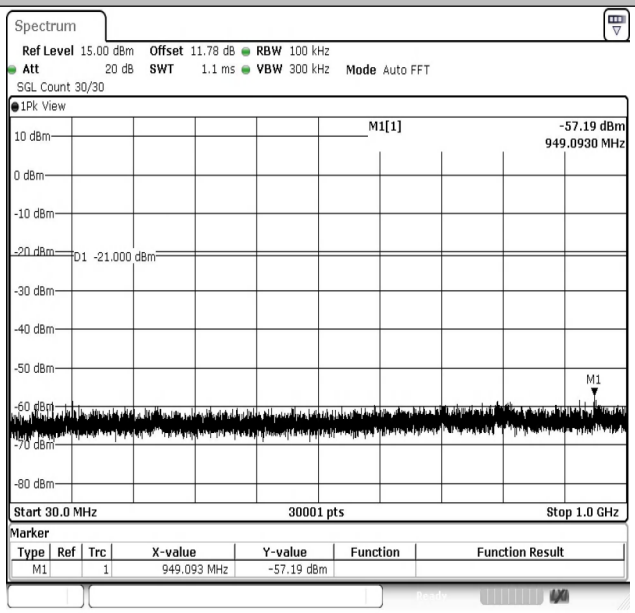

BLE_2M-Ant1-2440-30~1000-PASS

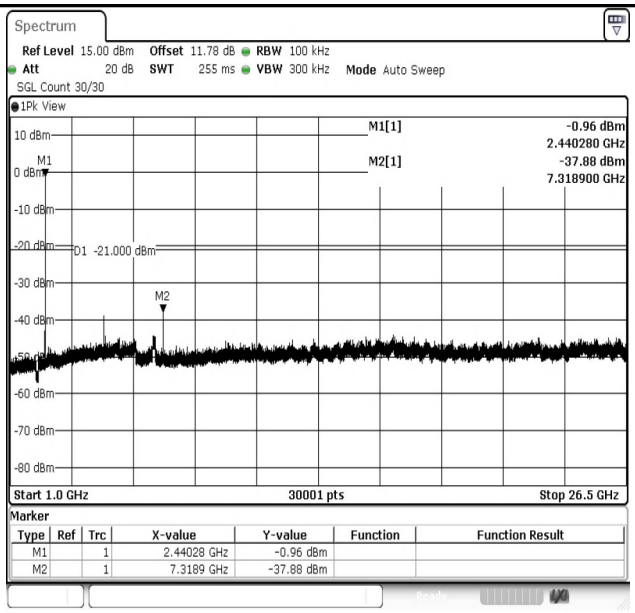

BLE_2M-Ant1-2440-1000~26500-PASS

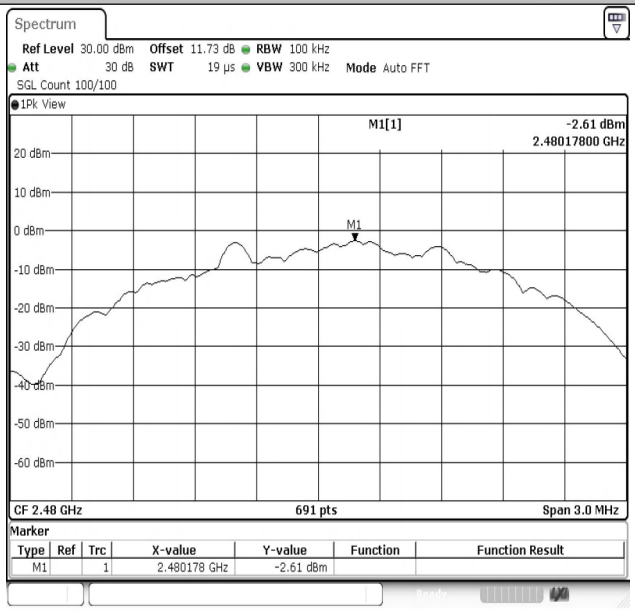

BLE_2M-Ant1-2480-0~Reference-PASS

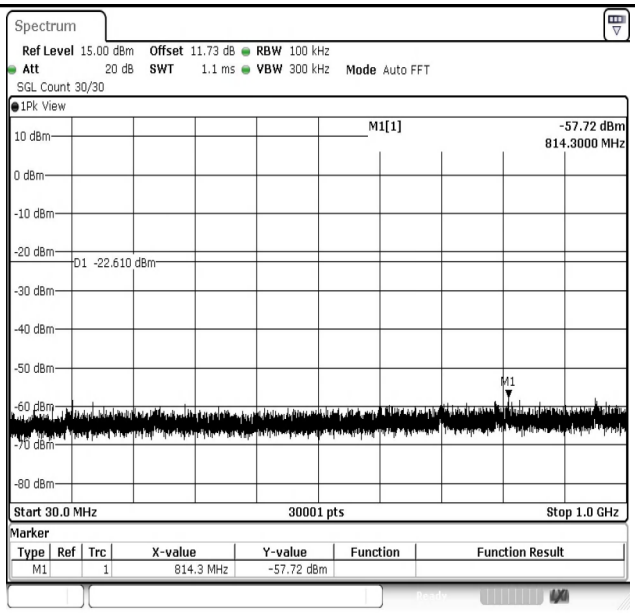

BLE_2M-Ant1-2480-30~1000-PASS

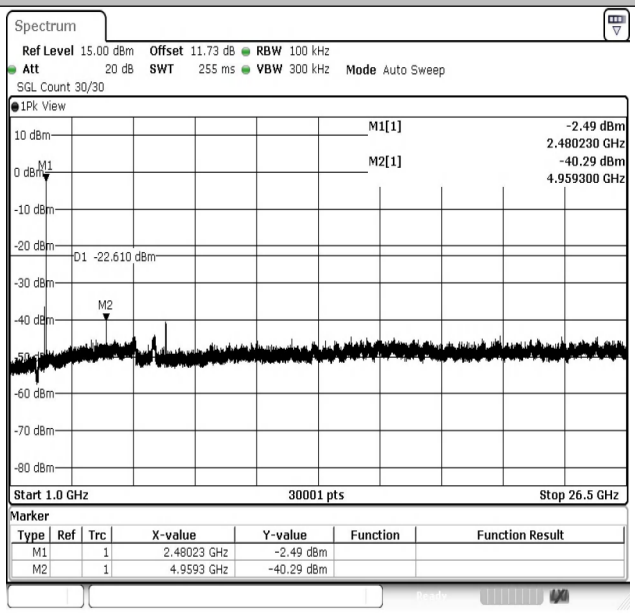

BLE_2M-Ant1-2480-1000~26500-PASS

Appendix G: Duty Cycle

Test Result

Test Mode	Antenna	Frequency [MHz]	ON Time [ms]	Period [ms]	Duty Cycle [%]	Duty Cycle Factor[dB]
BLE_1M	Ant1	2402	0.41	0.63	65.08	1.87
BLE_1M	Ant1	2440	0.41	0.63	65.08	1.87
BLE_1M	Ant1	2480	0.41	0.63	65.08	1.87
BLE_2M	Ant1	2402	0.21	0.63	33.33	4.77
BLE_2M	Ant1	2440	0.21	0.63	33.33	4.77
BLE_2M	Ant1	2480	0.21	0.63	33.33	4.77

Test Graphs

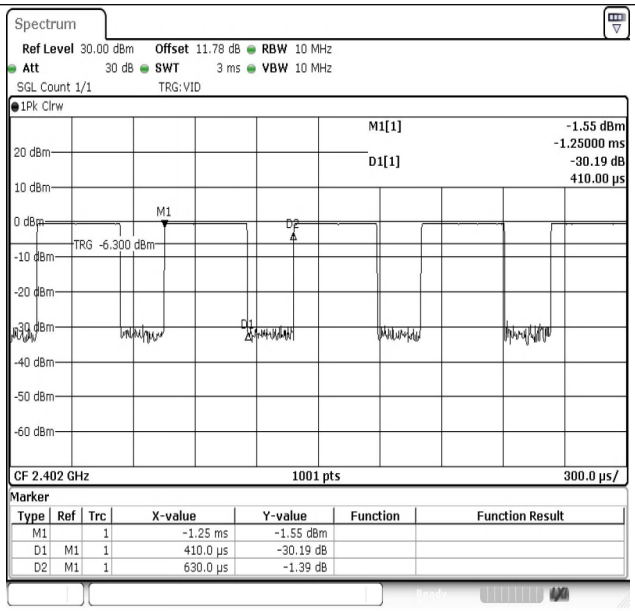

NTNV-BLE_1M-Ant1-2402

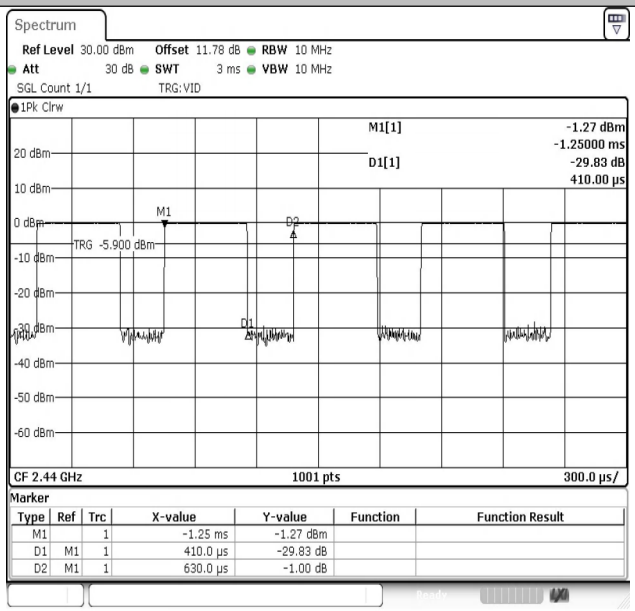

NTNV-BLE_1M-Ant1-2440

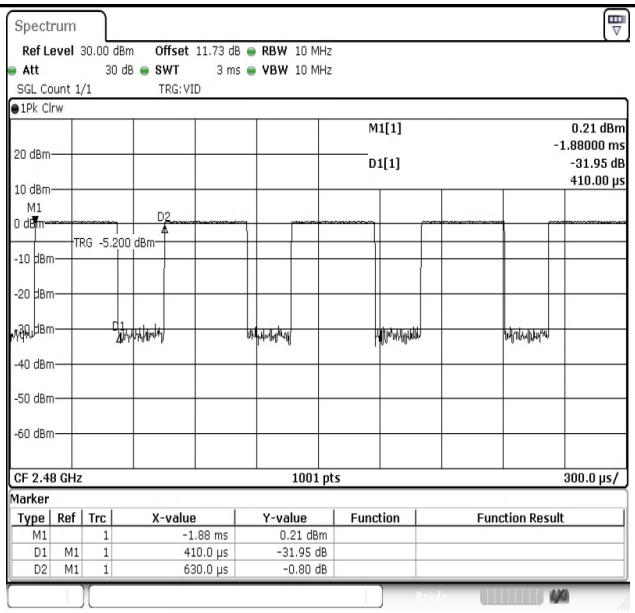

NTNV-BLE_1M-Ant1-2480

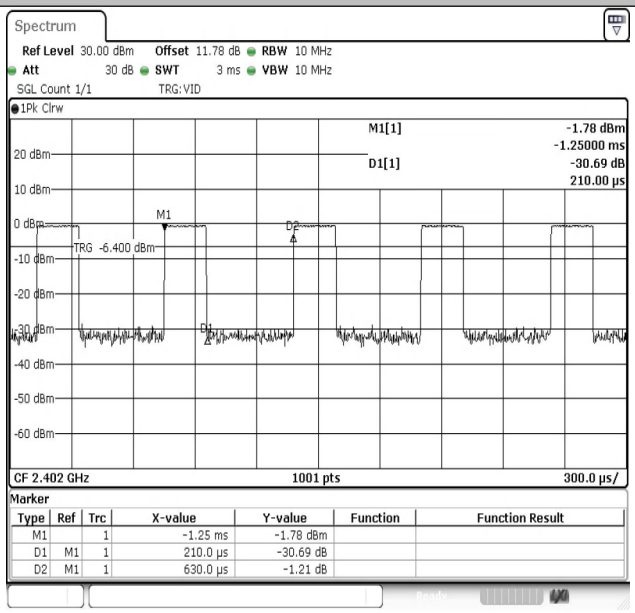

NTNV-BLE_2M-Ant1-2402

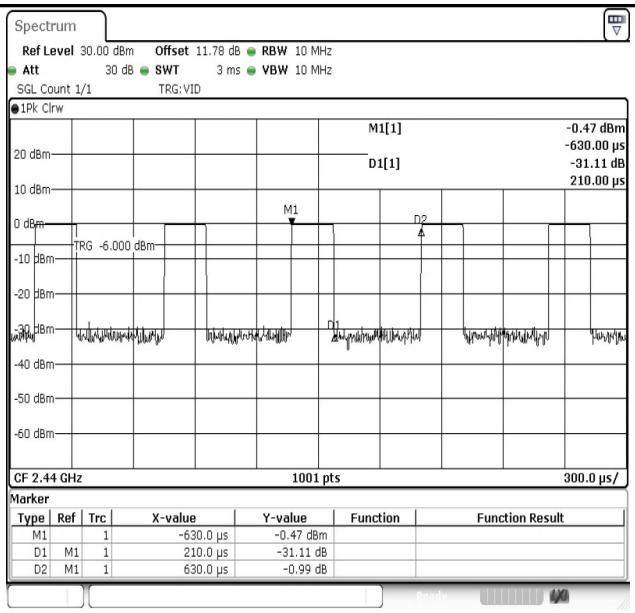

NTNV-BLE_2M-Ant1-2440

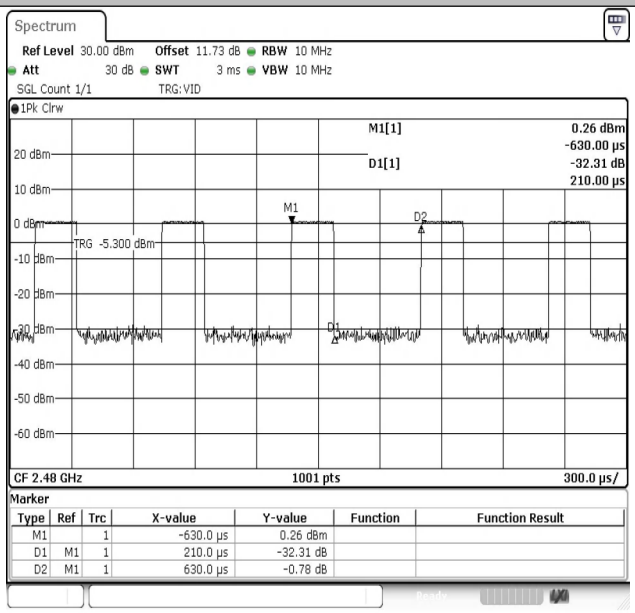

NTNV-BLE_2M-Ant1-2480

---End---