FCC Test Report

Test report
On Behalf of
NimbleTech Digital Inc.
For
QuattroPod Lite 2 Rx
Model No.: Lite 2 Rx, Cast Go Rx, GK Cast Rx

FCC ID: 2BDGS-LITE2RX

Prepared For :	**NimbleTech Digital Inc.** **13F-9, No. 738, Jhong Jiang Rd., Jhong He Dist., New Taipei City, Taiwan**
Prepared By :	**Shenzhen HUAK Testing Technology Co., Ltd.** **1-2/F., Building B2, Junfeng Zhongcheng Zhizao Innovation Park, Heping, Fuhai Street, Bao'an District, Shenzhen, Guangdong, China**

Date of Test:	**Oct. 26, 2023 ~ Nov. 29, 2023**
Date of Report:	**Nov. 29, 2023**
Report Number:	**HK2310265038-1E**

The results shown in this test report refer only to the sample(s) tested unless otherwise stated and the sample(s) are retained for 30 days only. The document is issued by HUAK, this document cannot be reproduced except in full with our prior written permission. The more details and the authenticity of the report will be confirmed at http://www.cer-mark.com.

Test Result Certification

Applicant's name ..... :	NimbleTech Digital Inc.
Address ..... :	13F-9, No. 738, Jhong Jiang Rd., Jhong He Dist., New Taipei City, Taiwan
Manufacture's Name..... :	NimbleTech Digital Inc.
Address ..... :	13F-9, No. 738, Jhong Jiang Rd., Jhong He Dist., New Taipei City, Taiwan

Product description

Trade Mark:	QuattroPod
Product name..... :	QuattroPod Lite 2 Rx
Model and/or type reference .:	Lite 2 Rx, Cast Go Rx, GK Cast Rx
Standards ..... :	FCC Rules and Regulations Part 15 Subpart E Section 15.407 ANSI C63.10: 2013

This publication may be reproduced in whole or in part for non-commercial purposes as long as the Shenzhen HUAK Testing Technology Co., Ltd. is acknowledged as copyright owner and source of the material. Shenzhen HUAK Testing Technology Co., Ltd. takes no responsibility for and will not assume liability for damages resulting from the reader's interpretation of the reproduced material due to its placement and context.

Date of Test ..... :	
Date (s) of performance of tests ..... :	Oct. 26, 2023 ~ Nov. 29, 2023
Date of Issue..... :	Nov. 29, 2023
Test Result..... :	**Pass**

Prepared by: Gang Qian

Project Engineer

Reviewed by: Zden Hu

Project Supervisor

Approved by: Jason Zhou

Technical Director

The results shown in this test report refer only to the sample(s) tested unless otherwise stated and the sample(s) are retained for 30 days only. The document is issued by HUAK, this document cannot be reproduced except in full with our prior written permission. The more details and the authenticity of the report will be confirmed at http://www.cer-mark.com.

Table of Contents

1. Test Result Summary 5
   1.1. Test Procedures and Results 5
   1.2. Information of the Test Laboratory 5
   1.3. Measurement Uncertainty 6
2. EUT Description 7
   2.1. General Description of EUT 7
   2.2. Operation Frequency Each of Channel 8
   2.3. Operation of EUT During Testing 8
   2.4. Description of Test Setup 9
   2.5. Description of Support Units 10
3. Genera Information 11
   3.1. Test Environment and Mode 11
4. Test Results and Measurement Data 16
   4.1. Conducted Emission 16
   4.2. Maximum Conducted Output Power 20
   4.3. 6db Emission Bandwidth 23
   4.4. 26db Bandwidth and 99% Occupied Bandwidth 24
   4.5. Power Spectral Density 37
   4.6. Band Edge 51
   4.7. Spurious Emission 88
   4.8. Frequency Stability Measurement 107
   4.9. Antenna Requirement 109
5. Photographs of Test Setup 110
6. Photos of the EUT 112

The results shown in this test report refer only to the sample(s) tested unless otherwise stated and the sample(s) are retained for 30 days only. The document is issued by HUAK, this document cannot be reproduced except in full with our prior written permission. The more details and the authenticity of the report will be confirmed at http://www.cer-mark.com.

** Modified History **

Revision	Description	Issued Data	Remark
Revision 1.0	Initial Test Report Release	Nov. 29, 2023	Jason Zhou

The results shown in this test report refer only to the sample(s) tested unless otherwise stated and the sample(s) are retained for 30 days only. The document is issued by HUAK, this document cannot be reproduced except in full with our prior written permission. The more details and the authenticity of the report will be confirmed at http://www.cer-mark.com.

TEL : +86-755 2302 9901 FAX : +86-755 2302 9901 E-mail : service@cer-mark.com
Add: 1-2F., Building B2, Junfeng Zhongcheng Zhizao Innovation Park, Heping Community, Fuhai Street, Bao'an District, Shenzhen, Guangdong, China

1. Test Result Summary

1.1. Test Procedures and Results

Requirement	CFR 47 Section	Result
Antenna requirement	§15.203	PASS
AC Power Line Conducted Emission	§15.207	PASS
Maximum Conducted Output Power	§15.407(a)	PASS
6dB Emission Bandwidth	§15.407(e)	N/A
26dB Emission Bandwidth& 99% Occupied Bandwidth	§15.407(a)	PASS
Power Spectral Density	§15.407(a)	PASS
Band edge	§15.407(b)/15.209/15.205	PASS
Radiated Emission	§15.407(b)/15.209/15.205	PASS
Frequency Stability	§15.407(g)	PASS

Note:

1. PASS: Test item meets the requirement.

2. Fail: Test item does not meet the requirement.

3. N/A: Test case does not apply to the test object.

4. The test result judgment is decided by the limit of test standard.

1.2. Information of the Test Laboratory

Shenzhen HUAK Testing Technology Co., Ltd.
Add.: 1-2/F., Building B2, Junfeng Zhongcheng Zhizao Innovation Park, Heping, Fuhai Street, Bao'an District, Shenzhen, Guangdong, China

Testing Laboratory Authorization：

A2LA Accreditation Code is 4781.01.
FCC Designation Number is CN1229.
Canada IC CAB identifier is CN0045.
CNAS Registration Number is L9589.

The results shown in this test report refer only to the sample(s) tested unless otherwise stated and the sample(s) are retained for 30 days only. The document is issued by HUAK, this document cannot be reproduced except in full with our prior written permission. The more details and the authenticity of the report will be confirmed at http://www.cer-mark.com.

1.3. Measurement Uncertainty

The reported uncertainty of measurement y ± U, where expended uncertainty U is based on a standard uncertainty multiplied by a coverage factor of k=2, providing a level of confidence of approximately 95 %.

No.	Item	MU
1	Conducted Emission	±0.37dB
2	RF power, conducted	±3.35dB
3	Spurious emissions, conducted	±2.20dB
4	All emissions, radiated(<1G)	±3.90dB
5	All emissions, radiated(>1G)	±4.28dB
6	Temperature	±0.1°C
7	Humidity	±1.0%

The results shown in this test report refer only to the sample(s) tested unless otherwise stated and the sample(s) are retained for 30 days only. The document is issued by HUAK, this document cannot be reproduced except in full with our prior written permission. The more details and the authenticity of the report will be confirmed at http://www.cer-mark.com.

2. EUT Description

2.1. General Description of EUT

Equipment:	QuattroPod Lite 2 Rx
Model Name:	Lite 2 Rx
Serial Model:	Cast Go Rx, GK Cast Rx
Model Difference:	All model's the function, software and electric circuit are the same, only with a product model named different. Test sample mode: Lite 2 Rx.
Trade Mark:	QuattroPod
FCC ID:	2BDGS-LITE2RX
Operation Frequency:	IEEE 802.11a/n/ac(HT20) 5.180GHz-5.240GHz IEEE 802.11n/ac(HT40) 5.190GHz-5.230GHz IEEE 802.11ac(HT80) 5.210GHz
Modulation Technology:	IEEE 802.11a/n/ac
Modulation Type:	CCK/OFDM/DBPSK/DAPSK
Antenna Type:	PCB Antenna
Antenna Gain:	Antenna 1: 1.2dBi Antenna 2: 1dBi MIMO: 4.11dBi
Power Source:	DC 5V From USB
Power Supply:	DC 5V From USB
Hardware Version	V6.0
Software Version:	V6.0
Note: The EUT incorporates a MIMO function. Physically, it provides two completed transmitt ers and receivers(2T2R), two transmit signals are completely correlated, then, Direction gain= GANT + Array Gain(Array Gain=10 log(2) dB for power spectral density; Array Gain=0 for power measurement)	

The results shown in this test report refer only to the sample(s) tested unless otherwise stated and the sample(s) are retained for 30 days only. The document is issued by HUAK, this document cannot be reproduced except in full with our prior written permission. The more details and the authenticity of the report will be confirmed at http://www.cer-mark.com.

2.2. Operation Frequency Each of Channel

802.11a/802.11n(HT20) 802.11ac(HT20)		802.11n(HT40)/ 802.11ac(HT40)		802.11ac(HT80)	
Channel	Frequency	Channel	Frequency	Channel	Frequency
36	5180	38	5190	42	5210
40	5200	46	5230		
44	5220				
48	5240				

Note:

In section 15.31(m), regards to the operating frequency range over 10 MHz, the Lowest frequency, the middle frequency, and the highest frequency of channel were selected to perform the test, and the selected channel see below:

2.3. Operation of EUT During Testing

For 802.11a/n (HT20)/ac(HT20)

Band I (5150 - 5250 MHz)		
Channel Number	Channel	Frequency (MHz)
36	Low	5180
40	Mid	5200
48	High	5240

For 802.11n (HT40)/ ac(HT40)

Band I (5150 - 5250 MHz)		
Channel Number	Channel	Frequency (MHz)
38	Low	5190
46	High	5230

For 802.11ac(HT80)

Band I (5150 - 5250 MHz)	
Channel Number	Frequency (MHz)
42	5210

The results shown in this test report refer only to the sample(s) tested unless otherwise stated and the sample(s) are retained for 30 days only. The document is issued by HUAK, this document cannot be reproduced except in full with our prior written permission. The more details and the authenticity of the report will be confirmed at http://www.cer-mark.com.

2.4. Description of Test Setup

Operation of EUT during testing:

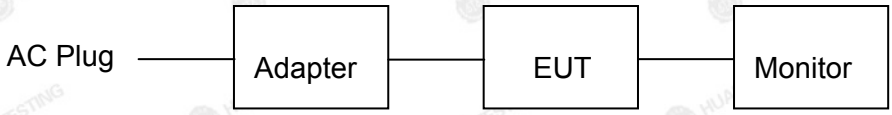

The sample was placed (0.8m below 1GHz, 1.5m above 1GHz) above the ground plane of 3m chamber. Measurements in both horizontal and vertical polarities were performed. During the test, each emission was maximized by: having the EUT continuously working, investigated all operating modes, rotated about all 3 axis (X, Y & Z) and considered typical configuration to obtain worst position, manipulating interconnecting cables, rotating the turntable, varying antenna height from 1m to 4m in both horizontal and vertical polarizations. The emissions worst-case are shown in Test Results of the following pages. The worst case is X position.

The results shown in this test report refer only to the sample(s) tested unless otherwise stated and the sample(s) are retained for 30 days only. The document is issued by HUAK, this document cannot be reproduced except in full with our prior written permission. The more details and the authenticity of the report will be confirmed at http://www.cer-mark.com.

2.5. Description of Support Units

The EUT has been tested as an independent unit together with other necessary accessories or support units. The following support units or accessories were used to form a representative test configuration during the tests.

Item	Equipment	Trade Mark	Model/Type No.	Specification	Remark
1	QuattroPod Lite 2 Rx	QuattroPod	Lite 2 Rx	N/A	EUT
2	USB Cable	N/A	N/A	Length:1.0m	Peripheral
3	Monitor	N/A	279E1	Input: 20V, 3.25A	Peripheral
4	Adapter	Huawei	HW-059200CHQ	Input: 100-240V, 50/60Hz, 0.5A Output: 5VDC, 2A	Peripheral
5	RF Cable	N/A	N/A	Length: 0.1m	Peripheral

Note:
1. All the equipment/cables were placed in the worst-case configuration to maximize the emission during the test.
2. Grounding was established in accordance with the manufacturer's requirements and conditions for the intended use.
3. For conducted measurements (Output Power, 26db Bandwidth and 99% Occupied Bandwidth, Power Spectral Density, Spurious Emissions), the antenna of EUT is connected to the test equipment via temporary antenna connector, the antenna connector is soldered on the antenna port of EUT, and the temporary antenna connector is listed in the Test Instruments.

The results shown in this test report refer only to the sample(s) tested unless otherwise stated and the sample(s) are retained for 30 days only. The document is issued by HUAK, this document cannot be reproduced except in full with our prior written permission. The more details and the authenticity of the report will be confirmed at http://www.cer-mark.com.

3. Genera Information

3.1. Test Environment and Mode

Operating Environment:	
Temperature:	25.0 °C
Humidity:	56 % RH
Atmospheric Pressure:	1010 mbar
Test Mode:	
Engineering mode:	Keep the EUT in continuous transmitting by select channel and modulations
The sample was placed 0.8m/1.5m for blow/above 1GHz above the ground plane of 3m chamber. Measurements in both horizontal and vertical polarities were performed. During the test, each emission was maximized by: having the EUT continuously working, investigated all operating modes, rotated about all 3 axis (X, Y & Z) and considered typical configuration to obtain worst position, manipulating interconnecting cables, rotating the turntable, varying antenna height from 1m to 4m in both horizontal and vertical polarizations. The emissions worst-case are shown in Test Results of the following pages.	

The results shown in this test report refer only to the sample(s) tested unless otherwise stated and the sample(s) are retained for 30 days only. The document is issued by HUAK, this document cannot be reproduced except in full with our prior written permission. The more details and the authenticity of the report will be confirmed at http://www.cer-mark.com.

We have verified the construction and function in typical operation. All the test modes were carried out with the EUT in transmitting operation, which was shown in this test report and defined as follows:

Per-scan all kind of data rate in lowest channel, and found the follow list which it was worst case.

Mode	Data rate
802.11a	6 Mbps
802.11n(HT20)	MCS0
802.11n(HT40)	MCS0
802.11ac(HT20)/ac(HT40)/ac(HT80)	MCS0

Final Test Mode:

Operation mode:	Keep the EUT in continuous transmitting with modulation

Mode Test Duty Cycle： ANT.1

Mode	Duty Cycle	Duty Cycle Factor (dB)
802.11a	0.96	-0.18
802.11n(HT20)	0.95	-0.22
802.11n(HT40)	0.93	-0.32
802.11ac(HT20)	0.95	-0.22
802.11ac(HT40)	0.93	-0.32
802.11ac(HT80)	0.84	-0.76

Test plots as follows:

802.11a

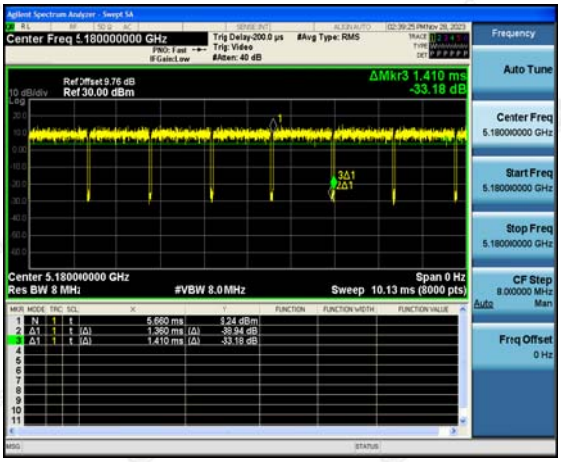

802.11n(HT20)

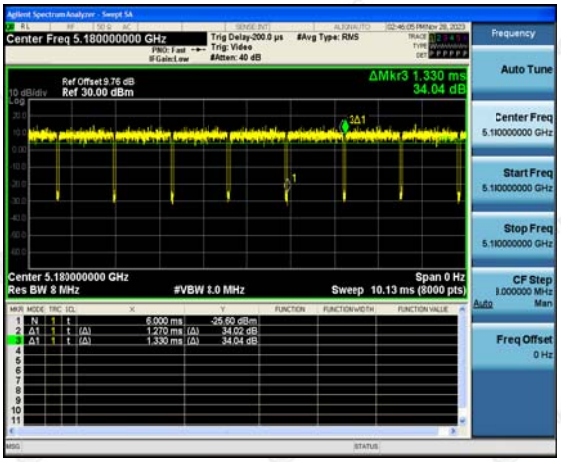

The results shown in this test report refer only to the sample(s) tested unless otherwise stated and the sample(s) are retained for 30 days only. The document is issued by HUAK, this document cannot be reproduced except in full with our prior written permission. The more details and the authenticity of the report will be confirmed at http://www.cer-mark.com.

802.11n(HT40)

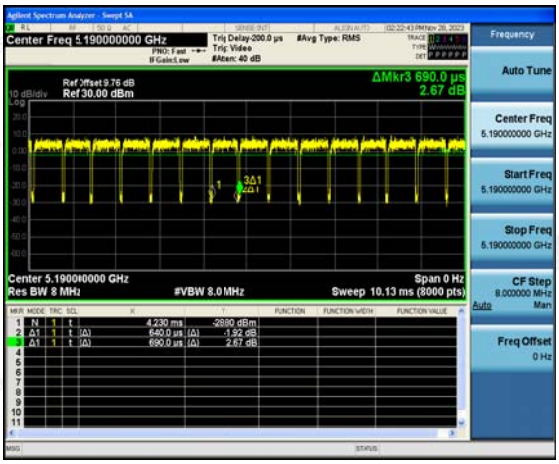

802.11ac(HT20)

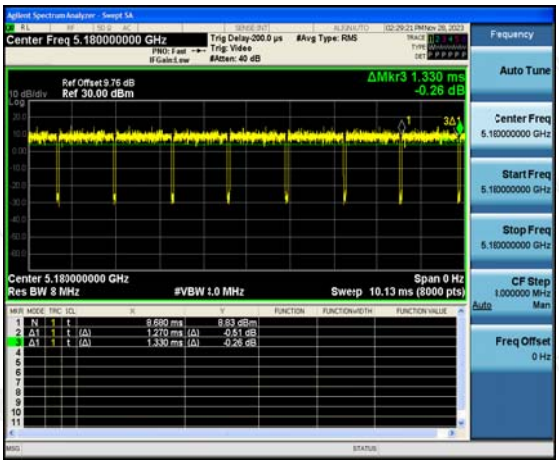

802.11ac(HT40)

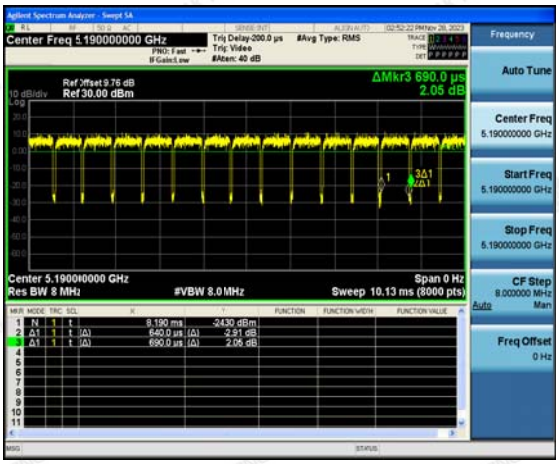

802.11ac(HT80)

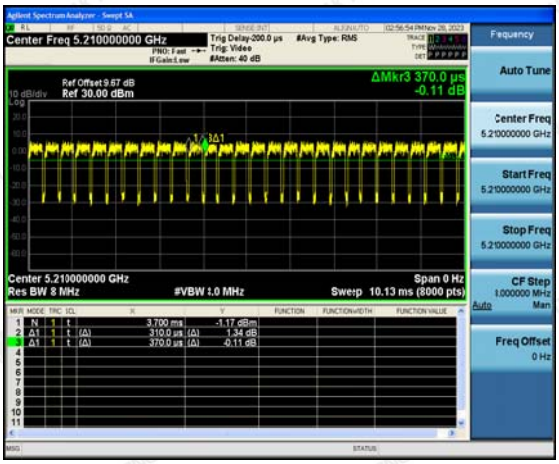

The results shown in this test report refer only to the sample(s) tested unless otherwise stated and the sample(s) are retained for 30 days only. The document is issued by HUAK, this document cannot be reproduced except in full with our prior written permission. The more details and the authenticity of the report will be confirmed at http://www.cer-mark.com.

Mode Test Duty Cycle：ANT.2

Mode	Duty Cycle	Duty Cycle Factor (dB)
802.11a	0.96	-0.18
802.11n(HT20)	0.96	-0.18
802.11n(HT40)	0.93	-0.32
802.11ac(HT20)	0.95	-0.22
802.11ac(HT40)	0.93	-0.32
802.11ac(HT80)	0.84	-0.76

Test plots as follows:

802.11a

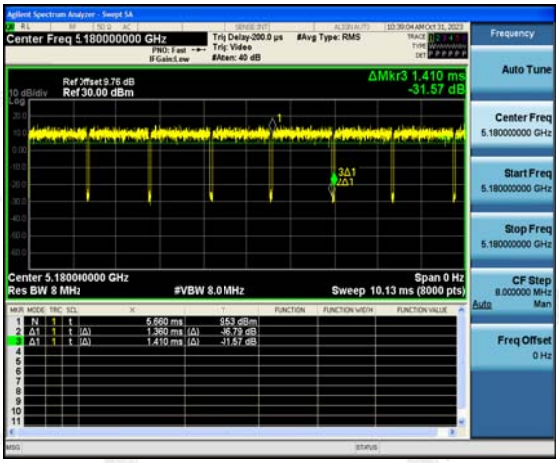

802.11n(HT20)

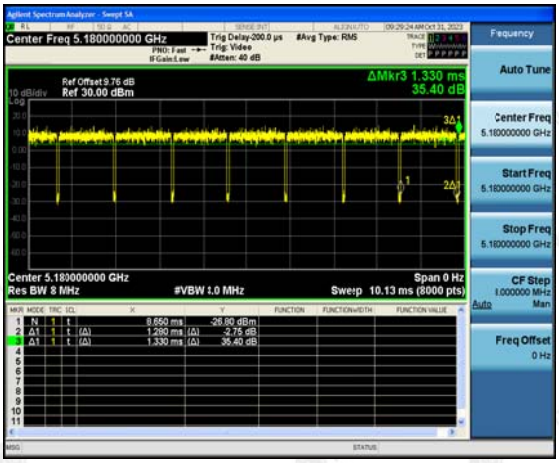

The results shown in this test report refer only to the sample(s) tested unless otherwise stated and the sample(s) are retained for 30 days only. The document is issued by HUAK, this document cannot be reproduced except in full with our prior written permission. The more details and the authenticity of the report will be confirmed at http://www.cer-mark.com.

802.11n(HT40)

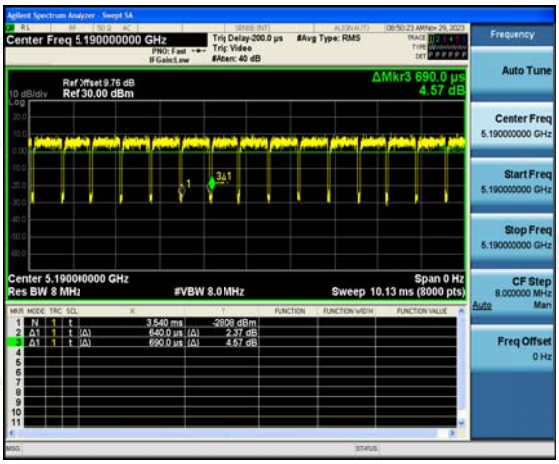

802.11ac(HT20)

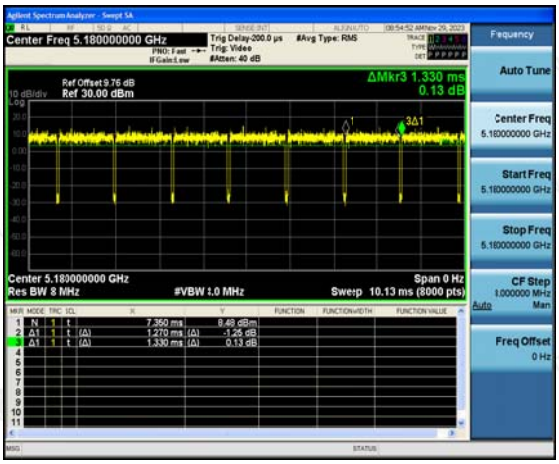

802.11ac(HT40)

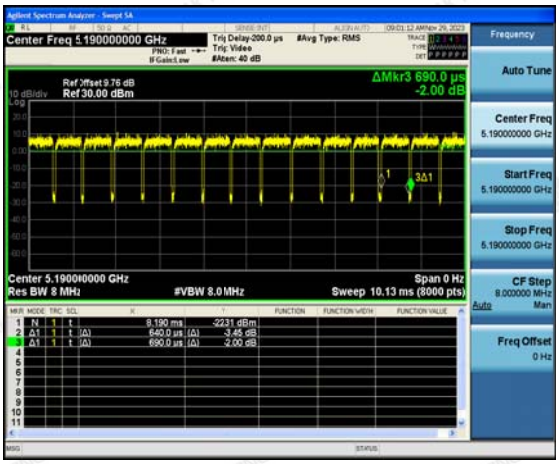

802.11ac(HT80)

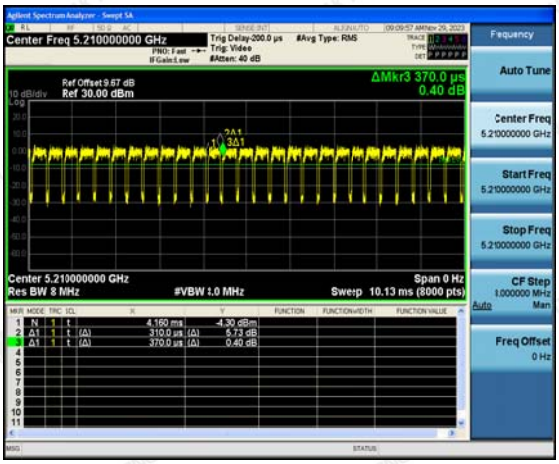

The results shown in this test report refer only to the sample(s) tested unless otherwise stated and the sample(s) are retained for 30 days only. The document is issued by HUAK, this document cannot be reproduced except in full with our prior written permission. The more details and the authenticity of the report will be confirmed at http://www.cer-mark.com.

4. Test Results and Measurement Data

4.1. Conducted Emission

4.1.1. Test Specification

Test Requirement:	FCC Part15 C Section 15.207
Test Method:	ANSI C63.10:2013
Frequency Range:	150 kHz to 30 MHz
Receiver setup:	RBW=9 kHz, VBW=30 kHz, Sweep time=auto
Limits:	

Frequency range (MHz)	Limit (dBuV)	
	Quasi-peak	Average
0.15-0.5	66 to 56*	56 to 46*
0.5-5	56	46
5-30	60	50

Test Setup:

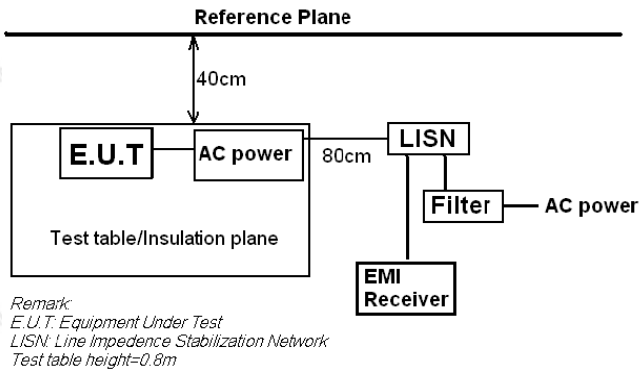

Test Mode:	Tx Mode
Test Procedure:	1. The E.U.T and simulators are connected to the main power through a line impedance stabilization network (L.I.S.N.). This provides a 50ohm/50uH coupling impedance for the measuring equipment. 2. The peripheral devices are also connected to the main power through a LISN that provides a 50ohm/50uH coupling impedance with 50ohm termination. (Please refer to the block diagram of the test setup and photographs). 3. Both sides of A.C. line are checked for maximum conducted interference. In order to find the maximum emission, the relative positions of equipment and all of the interface cables must be changed according to ANSI C63.10: 2013 on conducted measurement.
Test Result:	PASS

The results shown in this test report refer only to the sample(s) tested unless otherwise stated and the sample(s) are retained for 30 days only. The document is issued by HUAK, this document cannot be reproduced except in full with our prior written permission. The more details and the authenticity of the report will be confirmed at http://www.cer-mark.com.

4.1.2. Test Instruments

Conducted Emission Shielding Room Test Site (843)					
Equipment	**Manufacturer**	**Model**	**Serial Number**	**Calibration Date**	**Calibration Due**
Receiver	R&S	ESR-7	HKE-005	Feb. 17, 2023	Feb. 16, 2024
LISN	R&S	ENV216	HKE-002	Feb. 17, 2023	Feb. 16, 2024
Coax cable (9KHz-30MHz)	Times	381806-002	N/A	Feb. 17, 2023	Feb. 16, 2024
10dB Attenuator	Schwarzbeck	VTSD9561F	HKE-153	Feb. 17, 2023	Feb. 16, 2024
Conducted test software	Tonscend	TS+ Rev 2.5.0.0	HKE-081	N/A	N/A

Note: *The calibration interval of the above test instruments is 12 months and the calibrations are traceable to international system unit (SI).*

The results shown in this test report refer only to the sample(s) tested unless otherwise stated and the sample(s) are retained for 30 days only. The document is issued by HUAK, this document cannot be reproduced except in full with our prior written permission. The more details and the authenticity of the report will be confirmed at http://www.cer-mark.com.

4.1.3. Test data

Test Specification: Line

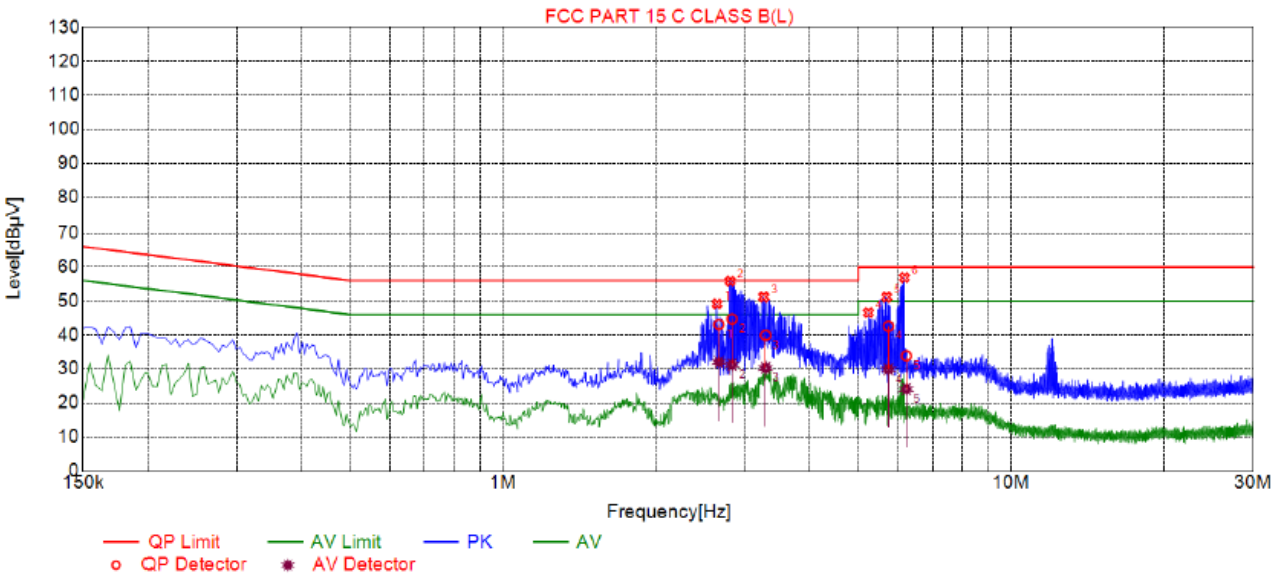

Suspected List								
NO.	Freq. [MHz]	Level [dBμV]	Factor [dB]	Limit [dBμV]	Margin [dB]	Reading [dBμV]	Detector	Type
1	2.6385	49.14	20.21	56.00	6.86	28.93	PK	L
2	2.8005	55.85	20.21	56.00	0.15	35.64	PK	L
3	3.2595	51.18	20.23	56.00	4.82	30.95	PK	L
4	5.2395	46.57	20.26	60.00	13.43	26.31	PK	L
5	5.6895	51.15	20.24	60.00	8.85	30.91	PK	L
6	6.1710	56.84	20.23	60.00	3.16	36.61	PK	L

Final Data List											
NO.	Freq. [MHz]	Correction factor[dB]	QP Value [dBμV]	QP Limit [dBμV]	QP Margin [dB]	QP Reading [dBμV]	AV Value [dBμV]	AV Limit [dBμV]	AV Margin [dB]	AV Reading [dBμV]	Type
1	2.6604	20.21	43.08	56.00	12.92	22.87	32.02	46.00	13.98	11.81	L
2	2.8238	20.21	44.72	56.00	11.28	24.51	31.29	46.00	14.71	11.08	L
3	3.2866	20.24	39.92	56.00	16.08	19.68	30.32	46.00	15.68	10.08	L
4	5.7368	20.24	42.57	60.00	17.43	22.33	29.92	50.00	20.08	9.68	L
5	6.2223	20.22	33.84	60.00	26.16	13.62	24.11	50.00	25.89	3.89	L

Remark: Margin = Limit – Level
Correction factor = Cable lose + LISN insertion loss
Level=Test receiver reading + correction factor

The results shown in this test report refer only to the sample(s) tested unless otherwise stated and the sample(s) are retained for 30 days only. The document is issued by HUAK, this document cannot be reproduced except in full with our prior written permission. The more details and the authenticity of the report will be confirmed at http://www.cer-mark.com.

Test Specification: Neutral

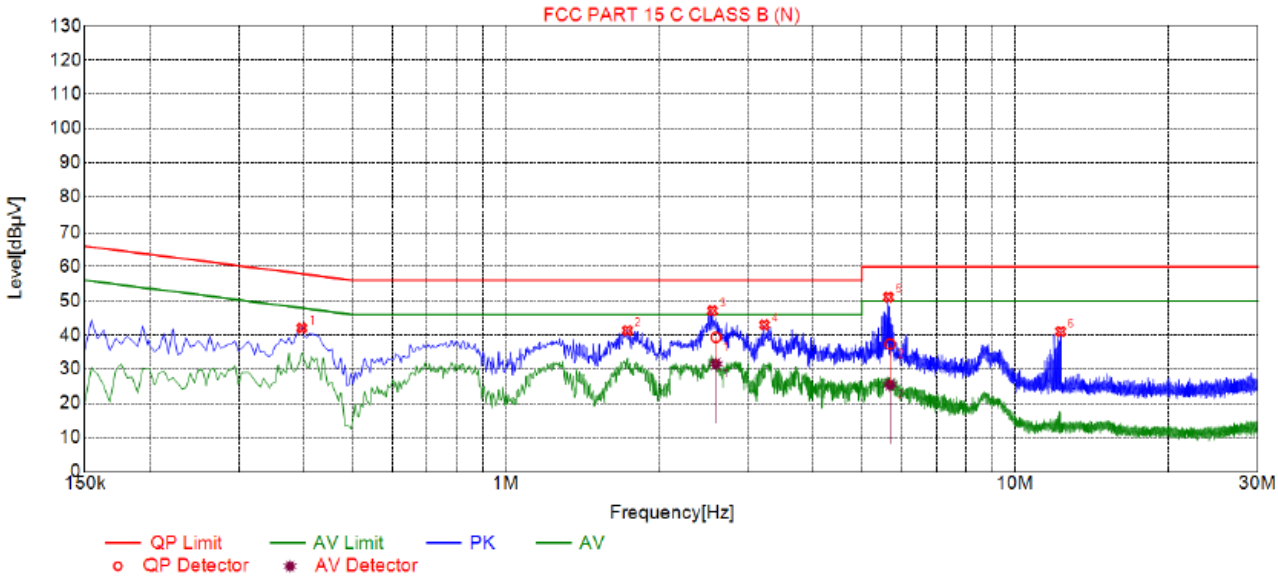

Suspected List

NO.	Freq. [MHz]	Level [dBμV]	Factor [dB]	Limit [dBμV]	Margin [dB]	Reading [dBμV]	Detector	Type
1	0.3975	42.07	20.04	57.91	15.84	22.03	PK	N
2	1.7340	41.33	20.13	56.00	14.67	21.20	PK	N
3	2.5440	47.11	20.20	56.00	8.89	26.91	PK	N
4	3.2190	42.98	20.23	56.00	13.02	22.75	PK	N
5	5.6400	51.06	20.25	60.00	8.94	30.81	PK	N
6	12.2955	41.04	19.98	60.00	18.96	21.06	PK	N

Final Data List

NO.	Freq. [MHz]	Correction factor[dB]	QP Value [dBμV]	QP Limit [dBμV]	QP Margin [dB]	QP Reading [dBμV]	AV Value [dBμV]	AV Limit [dBμV]	AV Margin [dB]	AV Reading [dBμV]	Type
1	2.5855	20.20	39.33	56.00	16.67	19.13	31.54	46.00	14.46	11.34	N
2	5.6815	20.24	37.35	60.00	22.65	17.11	25.49	50.00	24.51	5.25	N

Remark: Margin = Limit – Level
Correction factor = Cable lose + LISN insertion loss
Level=Test receiver reading + correction factor

The results shown in this test report refer only to the sample(s) tested unless otherwise stated and the sample(s) are retained for 30 days only. The document is issued by HUAK, this document cannot be reproduced except in full with our prior written permission. The more details and the authenticity of the report will be confirmed at http://www.cer-mark.com.

4.2. Maximum Conducted Output Power

4.2.1. Test Specification

Test Requirement:	FCC Part15 E Section 15.407(a)
Test Method:	KDB789033 D02 General UNII Test Procedures New Rules v02.r01 Section E
Limit:	Frequency Band (MHz) / Limit 5150-5250 / 250mW for client devices
Test Setup:	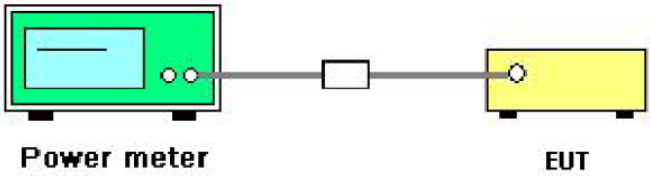
Test Mode:	Transmitting mode with modulation
Test Procedure:	1. The testing follows the Measurement Procedure of KDB789033 D02 General UNII Test Procedures New Rules v02r01 Section E, 3, a. 2. The RF output of EUT was connected to the power meter by RF cable and attenuator. The path loss was compensated to the results for each measurement. 3. Set to the maximum power setting and enable the EUT transmit continuously. 4. Measure the conducted output power and record the results in the test report.
Test Result:	PASS
Remark:	Conducted output power= measurement power +10log(1/x) X is duty cycle=1, so 10log(1/1)=0 Conducted output power= measurement power

The results shown in this test report refer only to the sample(s) tested unless otherwise stated and the sample(s) are retained for 30 days only. The document is issued by HUAK, this document cannot be reproduced except in full with our prior written permission. The more details and the authenticity of the report will be confirmed at http://www.cer-mark.com.

4.2.2. Test Instruments

RF Test Room					
Equipment	**Manufacturer**	**Model**	**Serial Number**	**Calibration Date**	**Calibration Due**
Spectrum analyzer	Agilent	N9020A	HKE-048	Feb. 17, 2023	Feb. 16, 2024
Power meter	Agilent	E4419B	HKE-085	Feb. 17, 2023	Feb. 16, 2024
Power Sensor	Agilent	E9300A	HKE-086	Feb. 17, 2023	Feb. 16, 2024
RF cable	Times	1-40G	HKE-034	Feb. 17, 2023	Feb. 16, 2024
RF automatic control unit	Tonscend	JS0806-2	HKE-060	Feb. 17, 2023	Feb. 16, 2024

Note: *The calibration interval of the above test instruments is 12 months and the calibrations are traceable to international system unit (SI).*

The results shown in this test report refer only to the sample(s) tested unless otherwise stated and the sample(s) are retained for 30 days only. The document is issued by HUAK, this document cannot be reproduced except in full with our prior written permission. The more details and the authenticity of the report will be confirmed at http://www.cer-mark.com.

4.2.3. Test Data

Configuration Band I (5150 - 5250 MHz)						
Mode	Test channel	Maximum Conducted Output Power (dBm)			FCC Limit (dBm)	Result
		Antenna port 1	Antenna port 2	MIMO		
11a	CH36	8.02	7.99	/	24	PASS
11a	CH40	7.78	7.05	/	24	PASS
11a	CH48	7.52	7.32	/	24	PASS
11n(HT20)	CH36	7.62	7.10	10.38	24	PASS
11n(HT20)	CH40	7.40	7.12	10.27	24	PASS
11n(HT20)	CH48	7.26	6.96	10.12	24	PASS
11n(HT40)	CH38	7.67	7.14	10.42	24	PASS
11n(HT40)	CH46	7.57	6.88	10.25	24	PASS
11ac(HT20)	CH36	7.48	6.82	10.17	24	PASS
11ac(HT20)	CH40	7.46	6.86	10.18	24	PASS
11ac(HT20)	CH48	7.22	6.46	9.87	24	PASS
11ac(HT40)	CH38	7.91	7.58	10.76	24	PASS
11ac(HT40)	CH46	7.78	7.46	10.63	24	PASS
11ac(HT80)	CH42	7.66	6.58	10.16	24	PASS

The results shown in this test report refer only to the sample(s) tested unless otherwise stated and the sample(s) are retained for 30 days only. The document is issued by HUAK, this document cannot be reproduced except in full with our prior written permission. The more details and the authenticity of the report will be confirmed at http://www.cer-mark.com.

4.3. 6db Emission Bandwidth

4.3.1. Test Specification

Test Requirement:	FCC CFR47 Part 15 Section 15.407(e)
Test Method:	KDB789033 D02 General UNII Test Procedures New Rules v02r01 Section C
Limit:	>500kHz
Test Setup:	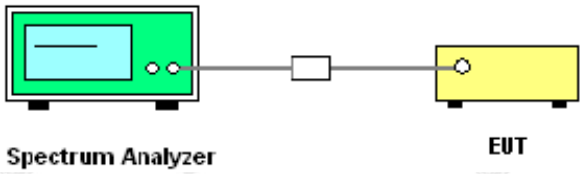
Test Mode:	Transmitting mode with modulation
Test Procedure:	1. KDB789033 D02 General UNII Test Procedures New Rules v02r01 Section C. 2. Set to the maximum power setting and enable the EUT transmit continuously. 3. Make the measurement with the spectrum analyzer's resolution bandwidth (RBW) = 100 kHz. Set the Video bandwidth (VBW) = 300 kHz. In order to make an accurate measurement. The 6dB bandwidth must be greater than 500 kHz. 4. Measure and record the results in the test report.
Test Result:	PASS

4.3.2. Test Instruments

	RF Test Room				
Equipment	**Manufacturer**	**Model**	**Serial Number**	**Calibration Date**	**Calibration Due**
Spectrum analyzer	Agilent	N9020A	HKE-048	Feb. 17, 2023	Feb. 16, 2024
RF cable	Times	1-40G	HKE-034	Feb. 17, 2023	Feb. 16, 2024
RF automatic control unit	Tonscend	JS0806-2	HKE-060	Feb. 17, 2023	Feb. 16, 2024

Note: *The calibration interval of the above test instruments is 12 months and the calibrations are traceable to international system unit (SI).*

4.3.3. Test data

N/A

The results shown in this test report refer only to the sample(s) tested unless otherwise stated and the sample(s) are retained for 30 days only. The document is issued by HUAK, this document cannot be reproduced except in full with our prior written permission. The more details and the authenticity of the report will be confirmed at http://www.cer-mark.com.

4.4. 26db Bandwidth and 99% Occupied Bandwidth

4.4.1. Test Specification

Test Requirement:	47 CFR Part 15C Section 15.407
Test Method:	KDB789033 D02 General UNII Test Procedures New Rules v02r01 Section C
Limit:	No restriction limits
Test Setup:	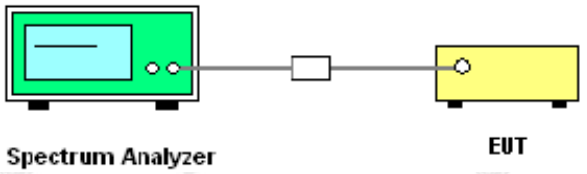
Test Mode:	Transmitting mode with modulation
Test Procedure:	1. KDB789033 D02 General UNII Test Procedures New Rules v02r01 Section C. 2. Set to the maximum power setting and enable the EUT transmit continuously. 3. Make the measurement with the spectrum analyzer's resolution bandwidth RBW = 1% EBW, VBW≥3RBW, In order to make an accurate measurement. 4. Measure and record the results in the test report.
Test Result:	PASS

4.4.2. Test Instruments

RF Test Room					
Equipment	**Manufacturer**	**Model**	**Serial Number**	**Calibration Date**	**Calibration Due**
Spectrum analyzer	Agilent	N9020A	HKE-048	Feb. 17, 2023	Feb. 16, 2024
RF cable	Times	1-40G	HKE-034	Feb. 17, 2023	Feb. 16, 2024
RF automatic control unit	Tonscend	JS0806-2	HKE-060	Feb. 17, 2023	Feb. 16, 2024

Note: *The calibration interval of the above test instruments is 12 months and the calibrations are traceable to international system unit (SI).*

The results shown in this test report refer only to the sample(s) tested unless otherwise stated and the sample(s) are retained for 30 days only. The document is issued by HUAK, this document cannot be reproduced except in full with our prior written permission. The more details and the authenticity of the report will be confirmed at http://www.cer-mark.com.

4.4.3. Test data

ANT 1

Mode	Test channel	Frequency (MHz)	26 dB Bandwidth (MHz)	Verdict
11a	CH36	5180	21.92	PASS
11a	CH40	5200	20.40	PASS
11a	CH48	5240	20.08	PASS
11n(HT20)	CH36	5180	20.88	PASS
11n(HT20)	CH40	5200	20.72	PASS
11n(HT20)	CH48	5240	21.00	PASS
11n(HT40)	CH38	5190	42.96	PASS
11n(HT40)	CH46	5230	42.80	PASS
11ac(HT20)	CH36	5180	20.92	PASS
11ac(HT20)	CH40	5200	20.84	PASS
11ac(HT20)	CH48	5240	20.64	PASS
11ac(HT40)	CH38	5190	42.32	PASS
11ac(HT40)	CH46	5230	42.00	PASS
11ac(HT80)	CH42	5210	83.20	PASS

Test plots as follows:

The results shown in this test report refer only to the sample(s) tested unless otherwise stated and the sample(s) are retained for 30 days only. The document is issued by HUAK, this document cannot be reproduced except in full with our prior written permission. The more details and the authenticity of the report will be confirmed at http://www.cer-mark.com.

Band I （5150 – 5250 MHz）

802.11a

Low

Mid

High

The results shown in this test report refer only to the sample(s) tested unless otherwise stated and the sample(s) are retained for 30 days only. The document is issued by HUAK, this document cannot be reproduced except in full with our prior written permission. The more details and the authenticity of the report will be confirmed at http://www.cer-mark.com.

802.11n(HT20)

Low

Mid

High

The results shown in this test report refer only to the sample(s) tested unless otherwise stated and the sample(s) are retained for 30 days only. The document is issued by HUAK, this document cannot be reproduced except in full with our prior written permission. The more details and the authenticity of the report will be confirmed at http://www.cer-mark.com.

802.11n(HT40)

Low

High

802.11ac(HT20)

Low

The results shown in this test report refer only to the sample(s) tested unless otherwise stated and the sample(s) are retained for 30 days only. The document is issued by HUAK, this document cannot be reproduced except in full with our prior written permission. The more details and the authenticity of the report will be confirmed at http://www.cer-mark.com.

Mid

High

802.11ac(HT40)

Low

The results shown in this test report refer only to the sample(s) tested unless otherwise stated and the sample(s) are retained for 30 days only. The document is issued by HUAK, this document cannot be reproduced except in full with our prior written permission. The more details and the authenticity of the report will be confirmed at http://www.cer-mark.com.

High

802.11ac(HT80)

The results shown in this test report refer only to the sample(s) tested unless otherwise stated and the sample(s) are retained for 30 days only. The document is issued by HUAK, this document cannot be reproduced except in full with our prior written permission. The more details and the authenticity of the report will be confirmed at http://www.cer-mark.com.

ANT 2

Mode	Test channel	Frequency (MHz)	26 dB Bandwidth (MHz)	Verdict
11a	CH36	5180	20.20	PASS
11a	CH40	5200	20.24	PASS
11a	CH48	5240	20.20	PASS
11n(HT20)	CH36	5180	20.72	PASS
11n(HT20)	CH40	5200	20.60	PASS
11n(HT20)	CH48	5240	20.76	PASS
11n(HT40)	CH38	5190	42.96	PASS
11n(HT40)	CH46	5230	42.72	PASS
11ac(HT20)	CH36	5180	20.96	PASS
11ac(HT20)	CH40	5200	20.96	PASS
11ac(HT20)	CH48	5240	20.92	PASS
11ac(HT40)	CH38	5190	42.16	PASS
11ac(HT40)	CH46	5230	42.16	PASS
11ac(HT80)	CH42	5210	83.20	PASS

Test plots as follows:

The results shown in this test report refer only to the sample(s) tested unless otherwise stated and the sample(s) are retained for 30 days only. The document is issued by HUAK, this document cannot be reproduced except in full with our prior written permission. The more details and the authenticity of the report will be confirmed at http://www.cer-mark.com.

Band I （5150 – 5250 MHz）

802.11a

Low

Mid

High

The results shown in this test report refer only to the sample(s) tested unless otherwise stated and the sample(s) are retained for 30 days only. The document is issued by HUAK, this document cannot be reproduced except in full with our prior written permission. The more details and the authenticity of the report will be confirmed at http://www.cer-mark.com.

802.11n(HT20)

Low

Mid

High

The results shown in this test report refer only to the sample(s) tested unless otherwise stated and the sample(s) are retained for 30 days only. The document is issued by HUAK, this document cannot be reproduced except in full with our prior written permission. The more details and the authenticity of the report will be confirmed at http://www.cer-mark.com.

802.11n(HT40)

Low

High

802.11ac(HT20)

Low

The results shown in this test report refer only to the sample(s) tested unless otherwise stated and the sample(s) are retained for 30 days only. The document is issued by HUAK, this document cannot be reproduced except in full with our prior written permission. The more details and the authenticity of the report will be confirmed at http://www.cer-mark.com.

Mid

High

802.11ac(HT40)

Low

The results shown in this test report refer only to the sample(s) tested unless otherwise stated and the sample(s) are retained for 30 days only. The document is issued by HUAK, this document cannot be reproduced except in full with our prior written permission. The more details and the authenticity of the report will be confirmed at http://www.cer-mark.com.

High

802.11ac(HT80)

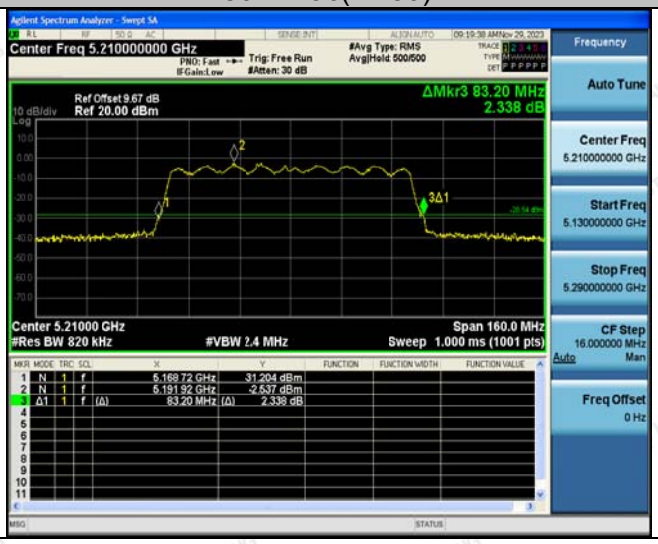

The results shown in this test report refer only to the sample(s) tested unless otherwise stated and the sample(s) are retained for 30 days only. The document is issued by HUAK, this document cannot be reproduced except in full with our prior written permission. The more details and the authenticity of the report will be confirmed at http://www.cer-mark.com.

4.5. Power Spectral Density

4.5.1. Test Specification

Test Requirement:	FCC Part15 E Section 15.407 (a)
Test Method:	KDB789033 D02 General UNII Test Procedures New Rules v02r01 Section F
Limit:	≤11.00dBm/MHz for Band I 5150MHz-5250MHz
Test Setup:	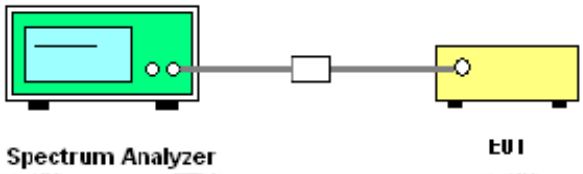
Test Mode:	Transmitting mode with modulation
Test Procedure:	1. Set the spectrum analyzer or EMI receiver span to view the entire emission bandwidth. 2. Set RBW =1 MHz, VBW ≥ 3*RBW, Sweep time = Auto, Detector = RMS. 3. Allow the sweeps to continue until the trace stabilizes. 4. Use the peak marker function to determine the maximum amplitude level. 5. The E.I.R.P spectral density used radiated test method. At a test site that has been validated using the procedures of ANSI C63.4 or the latest CISPR 16-1-4 for measurements above 1 GHz, so as to simulate a near free-space environment.
Test Result:	PASS

4.5.2. Test Instruments

RF Test Room					
Equipment	**Manufacturer**	**Model**	**Serial Number**	**Calibration Date**	**Calibration Due**
Spectrum analyzer	Agilent	N9020A	HKE-048	Feb. 17, 2023	Feb. 16, 2024
RF cable	Times	1-40G	HKE-034	Feb. 17, 2023	Feb. 16, 2024
RF automatic control unit	Tonscend	JS0806-2	HKE-060	Feb. 17, 2023	Feb. 16, 2024

Note: *The calibration interval of the above test instruments is 12 months and the calibrations are traceable to international system unit (SI).*

The results shown in this test report refer only to the sample(s) tested unless otherwise stated and the sample(s) are retained for 30 days only. The document is issued by HUAK, this document cannot be reproduced except in full with our prior written permission. The more details and the authenticity of the report will be confirmed at http://www.cer-mark.com.

4.5.3. Test data

ANT 1

Configuration Band I (5150 - 5250 MHz)				
Mode	Test channel	Level [dBm/MHz]	Limit (dBm/MHz)	Result
11a	CH36	7.99	11	PASS
11a	CH40	4.46	11	PASS
11a	CH48	4.49	11	PASS
11n(HT20)	CH36	4.04	11	PASS
11n(HT20)	CH40	4.47	11	PASS
11n(HT20)	CH48	4.36	11	PASS
11n(HT40)	CH38	1.88	11	PASS
11n(HT40)	CH46	1.24	11	PASS
11ac(HT20)	CH36	4.08	11	PASS
11ac(HT20)	CH40	4.03	11	PASS
11ac(HT20)	CH48	3.82	11	PASS
11ac(HT40)	CH38	1.6	11	PASS
11ac(HT40)	CH46	1.31	11	PASS
11ac(HT80)	CH42	-0.85	11	PASS

The results shown in this test report refer only to the sample(s) tested unless otherwise stated and the sample(s) are retained for 30 days only. The document is issued by HUAK, this document cannot be reproduced except in full with our prior written permission. The more details and the authenticity of the report will be confirmed at http://www.cer-mark.com.

Test plots as follows:
Band I （5150 – 5250 MHz）

802.11a

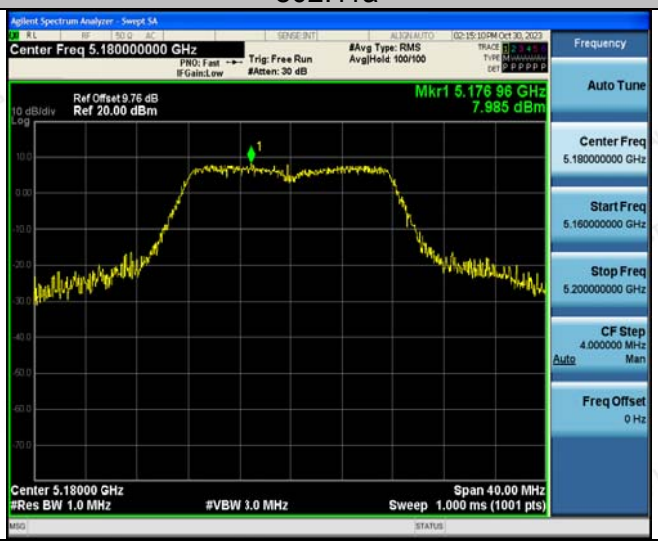

Low

Mid

High

The results shown in this test report refer only to the sample(s) tested unless otherwise stated and the sample(s) are retained for 30 days only. The document is issued by HUAK, this document cannot be reproduced except in full with our prior written permission. The more details and the authenticity of the report will be confirmed at http://www.cer-mark.com.

802.11n(HT20)

Low

Mid

High

The results shown in this test report refer only to the sample(s) tested unless otherwise stated and the sample(s) are retained for 30 days only. The document is issued by HUAK, this document cannot be reproduced except in full with our prior written permission. The more details and the authenticity of the report will be confirmed at http://www.cer-mark.com.

802.11n(HT40)
Low
High

802.11ac(HT20)

The results shown in this test report refer only to the sample(s) tested unless otherwise stated and the sample(s) are retained for 30 days only. The document is issued by HUAK, this document cannot be reproduced except in full with our prior written permission. The more details and the authenticity of the report will be confirmed at http://www.cer-mark.com.

Low

Mid

High

802.11ac(HT40)

The results shown in this test report refer only to the sample(s) tested unless otherwise stated and the sample(s) are retained for 30 days only. The document is issued by HUAK, this document cannot be reproduced except in full with our prior written permission. The more details and the authenticity of the report will be confirmed at http://www.cer-mark.com.

Low

High

802.11ac(HT80)

Low

The results shown in this test report refer only to the sample(s) tested unless otherwise stated and the sample(s) are retained for 30 days only. The document is issued by HUAK, this document cannot be reproduced except in full with our prior written permission. The more details and the authenticity of the report will be confirmed at http://www.cer-mark.com.

ANT 2

Configuration Band I (5150 - 5250 MHz)				
Mode	Test channel	Level [dBm/MHz]	Limit (dBm/MHz)	Result
11a	CH36	5.21	11	PASS
11a	CH40	4.04	11	PASS
11a	CH48	4.46	11	PASS
11n(HT20)	CH36	4.24	11	PASS
11n(HT20)	CH40	4.21	11	PASS
11n(HT20)	CH48	4.03	11	PASS
11n(HT40)	CH38	-0.96	11	PASS
11n(HT40)	CH46	-1.89	11	PASS
11ac(HT20)	CH36	1.26	11	PASS
11ac(HT20)	CH40	1.26	11	PASS
11ac(HT20)	CH48	0.86	11	PASS
11ac(HT40)	CH38	-0.85	11	PASS
11ac(HT40)	CH46	-0.9	11	PASS
11ac(HT80)	CH42	-3.2	11	PASS

The results shown in this test report refer only to the sample(s) tested unless otherwise stated and the sample(s) are retained for 30 days only. The document is issued by HUAK, this document cannot be reproduced except in full with our prior written permission. The more details and the authenticity of the report will be confirmed at http://www.cer-mark.com.

Test plots as follows:
Band I （5150 – 5250 MHz）

802.11a

Low

Mid

High

The results shown in this test report refer only to the sample(s) tested unless otherwise stated and the sample(s) are retained for 30 days only. The document is issued by HUAK, this document cannot be reproduced except in full with our prior written permission. The more details and the authenticity of the report will be confirmed at http://www.cer-mark.com.

802.11n(HT20)

Low

Mid

High

The results shown in this test report refer only to the sample(s) tested unless otherwise stated and the sample(s) are retained for 30 days only. The document is issued by HUAK, this document cannot be reproduced except in full with our prior written permission. The more details and the authenticity of the report will be confirmed at http://www.cer-mark.com.

802.11n(HT40)

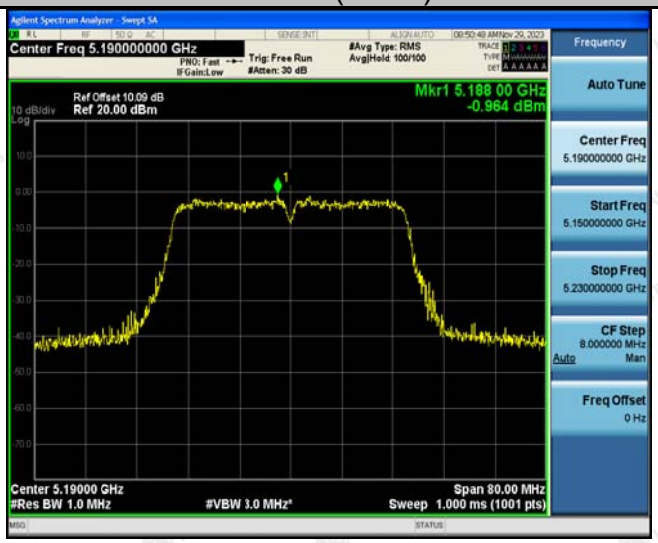

Low

High

802.11ac(HT20)

The results shown in this test report refer only to the sample(s) tested unless otherwise stated and the sample(s) are retained for 30 days only. The document is issued by HUAK, this document cannot be reproduced except in full with our prior written permission. The more details and the authenticity of the report will be confirmed at http://www.cer-mark.com.

Low

Mid

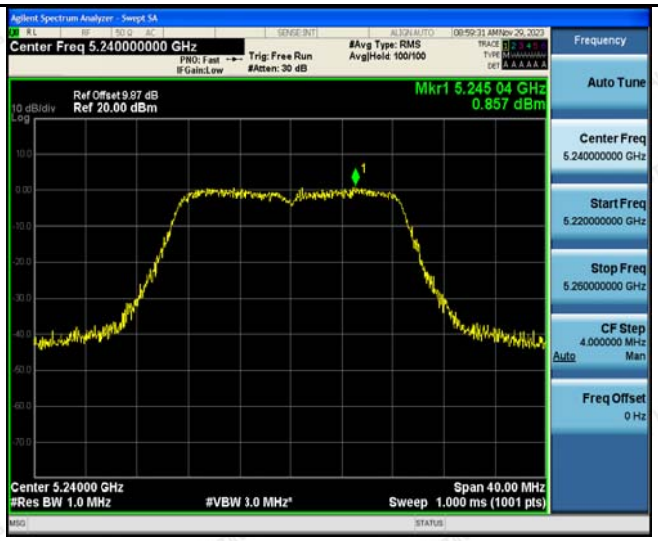

High

802.11ac(HT40)

The results shown in this test report refer only to the sample(s) tested unless otherwise stated and the sample(s) are retained for 30 days only. The document is issued by HUAK, this document cannot be reproduced except in full with our prior written permission. The more details and the authenticity of the report will be confirmed at http://www.cer-mark.com.

Low

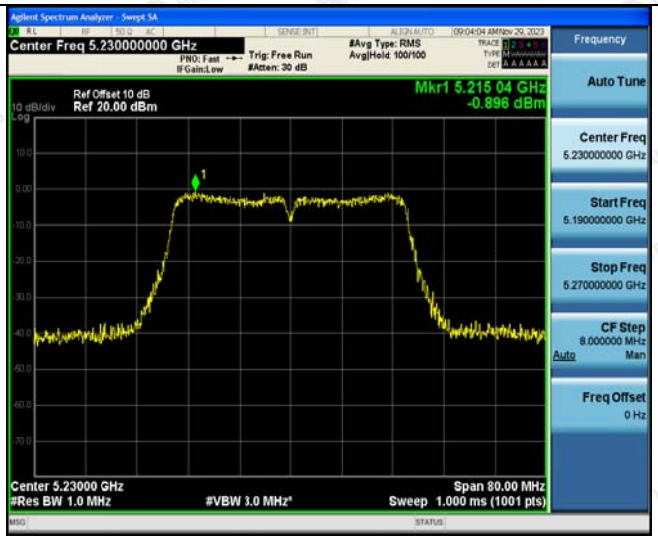

High

802.11ac(HT80)

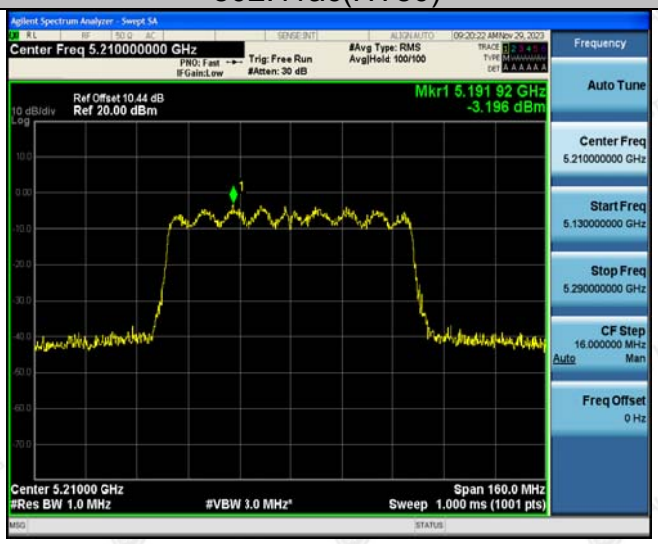

Low

The results shown in this test report refer only to the sample(s) tested unless otherwise stated and the sample(s) are retained for 30 days only. The document is issued by HUAK, this document cannot be reproduced except in full with our prior written permission. The more details and the authenticity of the report will be confirmed at http://www.cer-mark.com.

For MIMO antenna port 1+antenna port 2

Configuration Band IV (5150 - 5250MHz)				
Mode	Test channel	**Power Density (dBm)**	**Limit (dBm/MHz)**	**Result**
11n(HT20)	CH36	7.15	11	PASS
11n(HT20)	CH40	7.35	11	PASS
11n(HT20)	CH48	7.21	11	PASS
11n(HT40)	CH38	3.70	11	PASS
11n(HT40)	CH46	2.96	11	PASS
11ac(HT20)	CH36	5.91	11	PASS
11ac(HT20)	CH40	5.87	11	PASS
11ac(HT20)	CH48	5.60	11	PASS
11ac(HT40)	CH38	3.56	11	PASS
11ac(HT40)	CH46	3.35	11	PASS
11ac(HT80)	CH42	1.14	11	PASS
	Note: 1 According to KDB 662911, Result power = $10\log(10^{(ant1/10)}+10^{(ant2/10)})$. 2 Result unit: W, The end result is converted to units of dBm. limit=11dBm-(direction gain-6dBi)=11dBm			

Note: This product supports antenna 1 and antenna 2 launch, but only support 802.11 n for MIMO mode, not support 802.11 a for MIMO mode.

The results shown in this test report refer only to the sample(s) tested unless otherwise stated and the sample(s) are retained for 30 days only. The document is issued by HUAK, this document cannot be reproduced except in full with our prior written permission. The more details and the authenticity of the report will be confirmed at http://www.cer-mark.com.