升降款无线充笔记本支架

The Laptop Stand With Wireless Charging And Adjustable Height Features

使用说明书

User manual

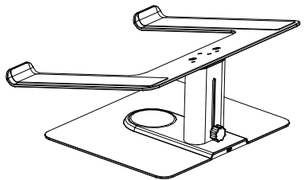

前言

Introduction

尊敬的用户，感谢您选购本产品。
Dear user,thank you for purchasingthis product.
为了您能进一步了解并体验本产品，
In order for you to further understand and experience this
使用前请仔细阅读本说明书。
product,please read this manual carefully before using.
祝您体验愉快！
Wish you havea pleasant experience!

包装清单

Packing list

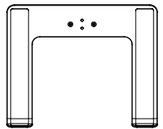

面板×1
Panel*1

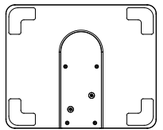

底板×1
Baseplate*1

伸缩杆×1
Telescopic rod*1

配件包×1
Accessories package*1

数据线×1
USB cable*1

说明书×1
Instruction book*1

产品示意图

Product diagram

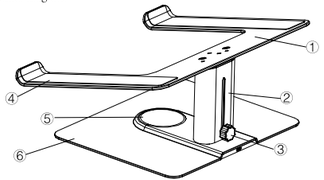

①面板
Panel

②伸缩杆
Telescopic rod

③旋钮
Rotary knob

④防滑硅胶
Non-slip silicone

⑤无线充
Wireless charging

⑥底板
Baseplate

组装步骤

Assembly steps

取出配件包内的工具及螺丝
Remove the tools and screws
from the accessory bag.

1 将旋钮对齐内部伸缩杆孔位旋入
Align the knob with the inner telescopic rod hole and screw it in

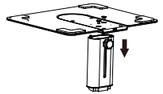

2 将底板与伸缩杆对齐
Align the bottom plate with the telescopic rod.

3 使用扳手把螺丝拧紧
Tighten the screws with a wrench.

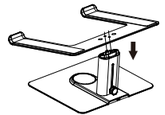

4 将面板与伸缩杆对齐
Align the panel with the telescopic rod.

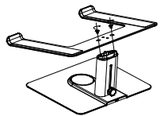

5 使用扳手把螺丝拧紧
Tighten the screws with a wrench.

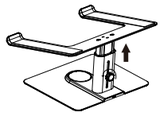

6 向左转动旋钮可抬起
Rotate the knob to the left
and adjust height.

使用说明

Instructions

①使用随附的Type-A转C充电线连接支架和您的充电器。
Connect the stand and your adapter with the attached A-to-C charging cable.

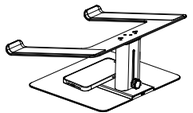

②将支持无线充的设计放在充电底座上，即可实现最大15W的无线充电。
Put the device that supports wireless charging on the top of charging base to achieve wireless charging up to 15W.

FCC STATEMENT

1. This device complies with Part 15 of the FCC Rules. Operation is subject to the following two conditions:
(1) This device may not cause harmful interference.
(2) This device must accept any interference received, including interference that may cause undesired operation.
2, Changes or modifications not expressly approved by the party responsible for compliance could void the user's authority to operate the equipment.
NOTE: This equipment has been tested and found to comply with the limits for a Class B digital device, pursuant to Part 15 of the FCC Rules, These limits are designed to provide reasonable protection against harmful interference in a residential installation. This equipment generates uses and can radiate radio frequency energy and, if not installed and used in accordance with the instructions, may cause harmful interference to radio communications, However, there is no guarantee that interference will not occur in a particular installation. If this equipment does cause harmful interference to radio or television reception, which can be determined by turning the equipment off and on, the user is encouraged to try to correct the interference by one or more of the following measures:
Reorient or relocate the receiving antenna.
Increase the separation between the equipment and receiver.
Connect the equipment into an outlet on a circuit different from that to which the
Consult the dealer or an experienced radio/TV technician for help.
RF warning statement
The equipment complies with FCC Radiation exposure limits set forth for uncontrolled environment. This equipment should beinstalled and operated with minimum distance 20cm between the radiator and your body

感谢您！

THANK YOU!