LTE FDD Band 5-3MHz Channel Bandwidth	
High Channel	
QPSK	16QAM
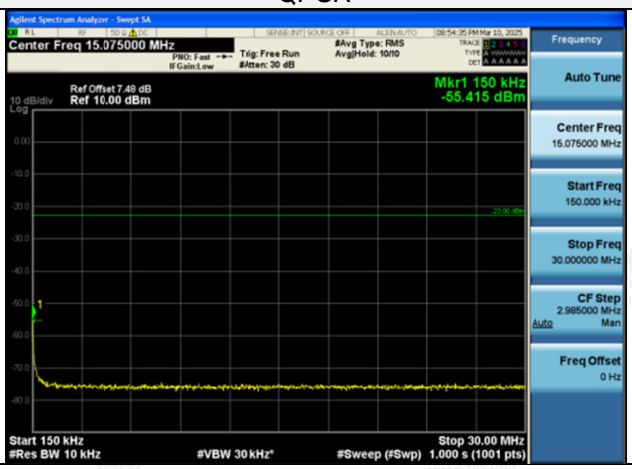	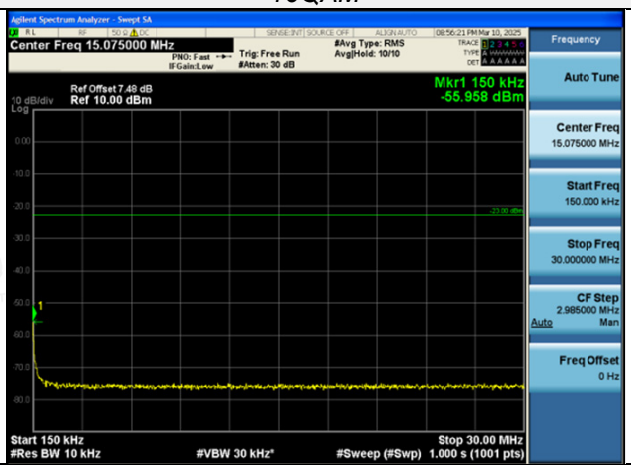
0.15MHz~30MHz	0.15MHz~30MHz
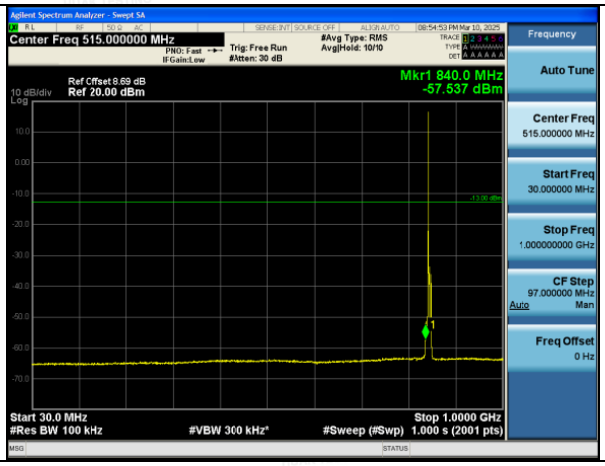	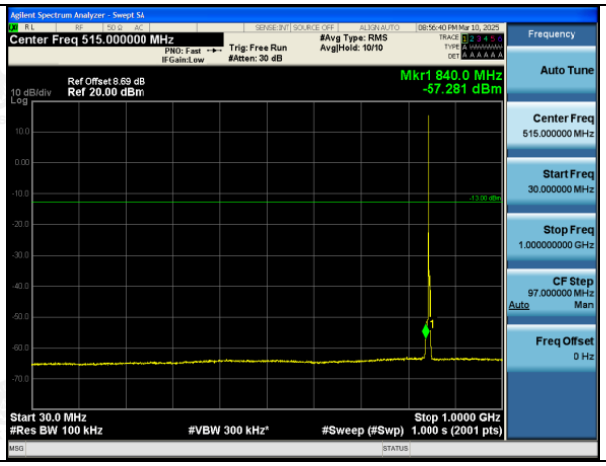
30MHz~1GHz	30MHz~1GHz
1GHz~3GHz	1GHz~3GHz

The results shown in this test report refer only to the sample(s) tested unless otherwise stated and the sample(s) are retained for 15 days only. The document is issued by Shenzhen HUAK Testing Technology Co., Ltd., this document cannot be reproduced except in full with our prior written permission.

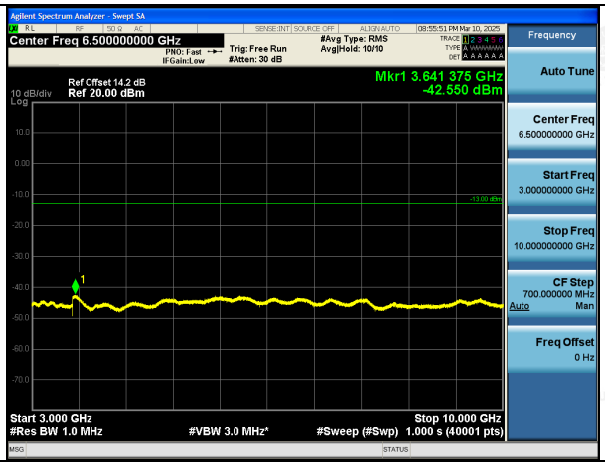	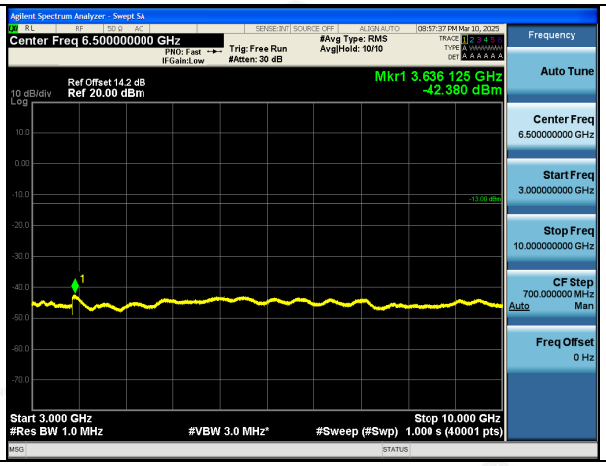
3GHz~10GHz	*3GHz~10GHz*
1RB#0	*1RB#0*

LTE FDD Band 5-5 MHz Channel Bandwidth	
Low Channel	
QPSK	*16QAM*
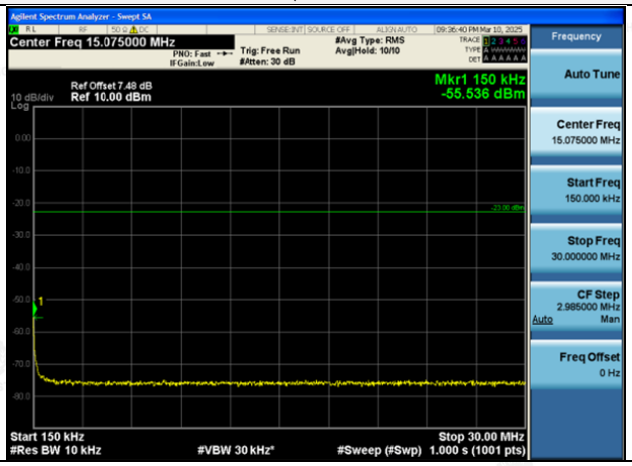	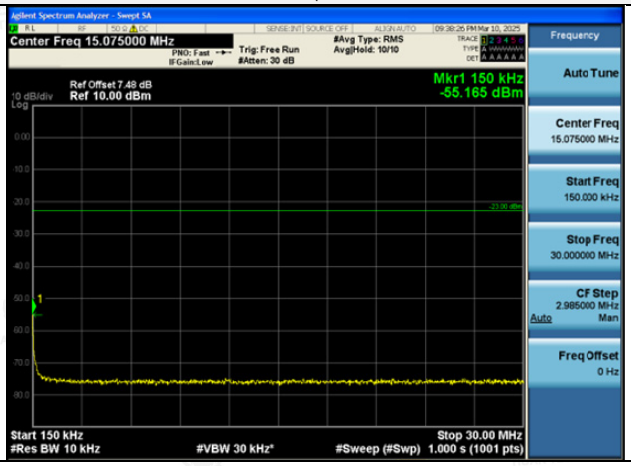
0.15MHz~30MHz	*0.15MHz~30MHz*
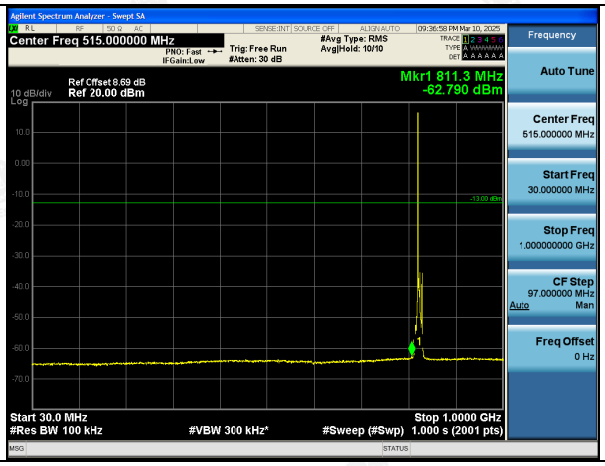	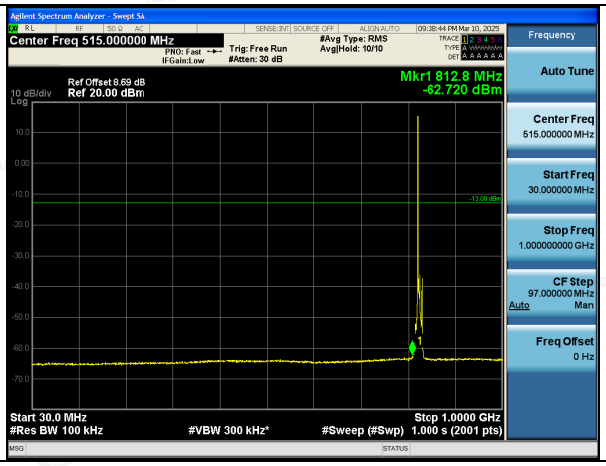
30MHz~1GHz	*30MHz~1GHz*

The results shown in this test report refer only to the sample(s) tested unless otherwise stated and the sample(s) are retained for 15 days only. The document is issued by Shenzhen HUAK Testing Technology Co., Ltd., this document cannot be reproduced except in full with our prior written permission.

1GHz~3GHz

1GHz~3GHz

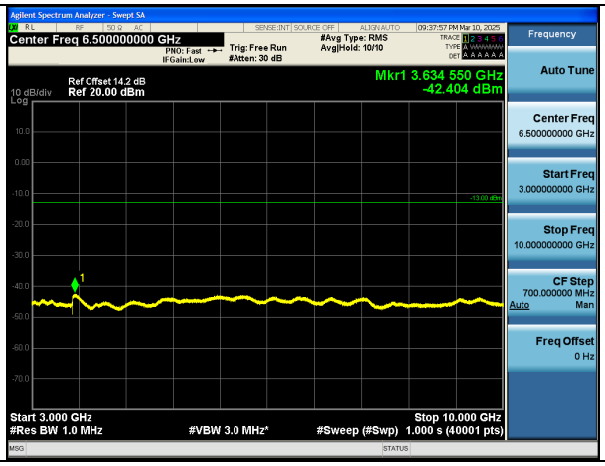

3GHz~10GHz

1RB#0

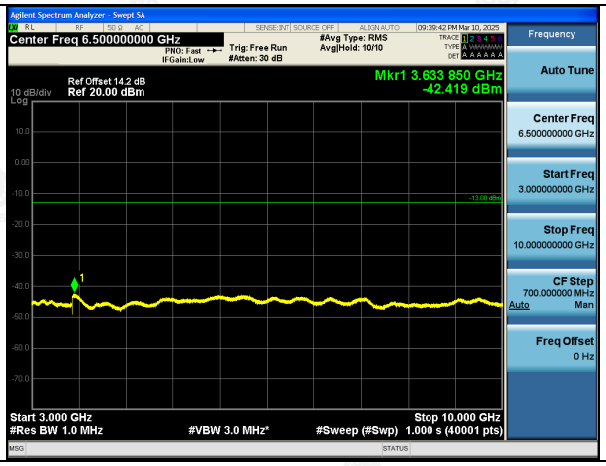

3GHz~10GHz

1RB#0

The results shown in this test report refer only to the sample(s) tested unless otherwise stated and the sample(s) are retained for 15 days only. The document is issued by Shenzhen HUAK Testing Technology Co., Ltd., this document cannot be reproduced except in full with our prior written permission.

LTE FDD Band 5-5 MHz Channel Bandwidth	
Middle Channel	
QPSK	16QAM
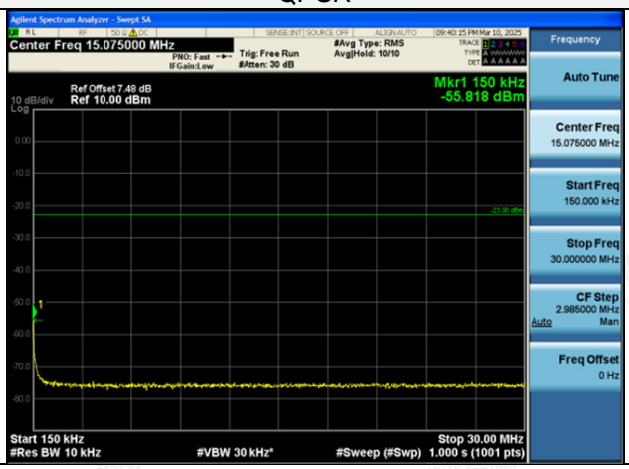	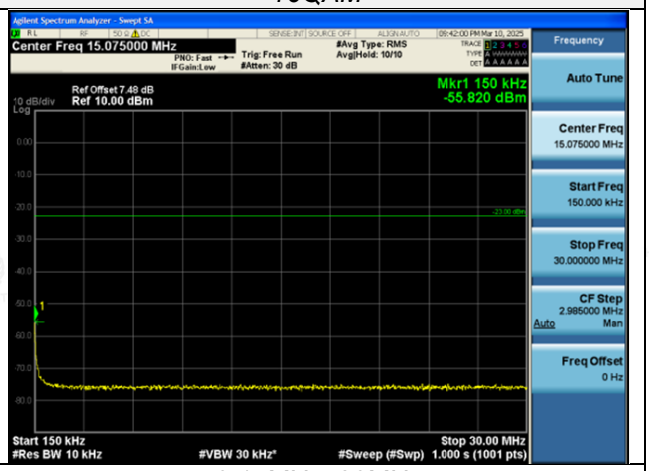
0.15MHz~30MHz	0.15MHz~30MHz
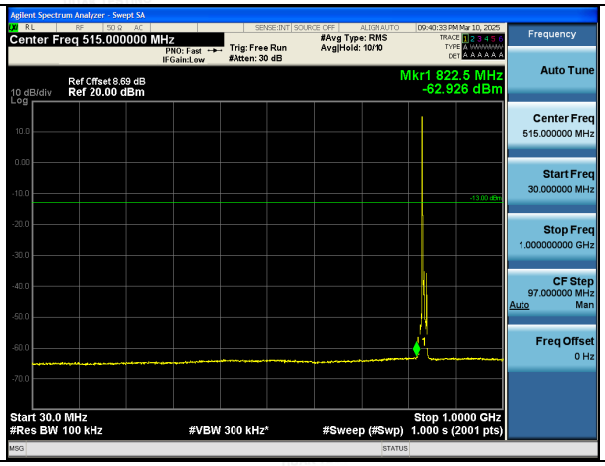	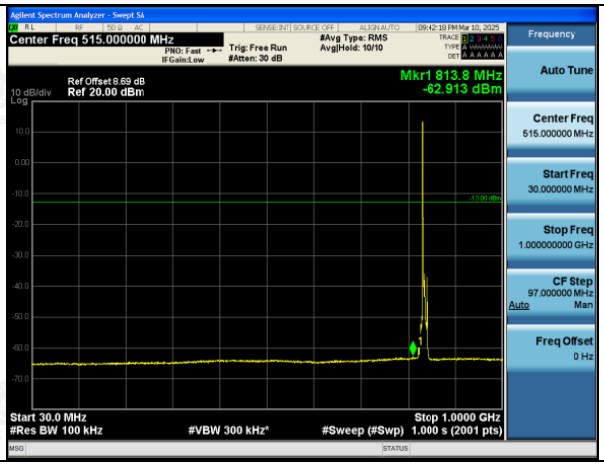
30MHz~1GHz	30MHz~1GHz
1GHz~3GHz	1GHz~3GHz

The results shown in this test report refer only to the sample(s) tested unless otherwise stated and the sample(s) are retained for 15 days only. The document is issued by Shenzhen HUAK Testing Technology Co., Ltd., this document cannot be reproduced except in full with our prior written permission.

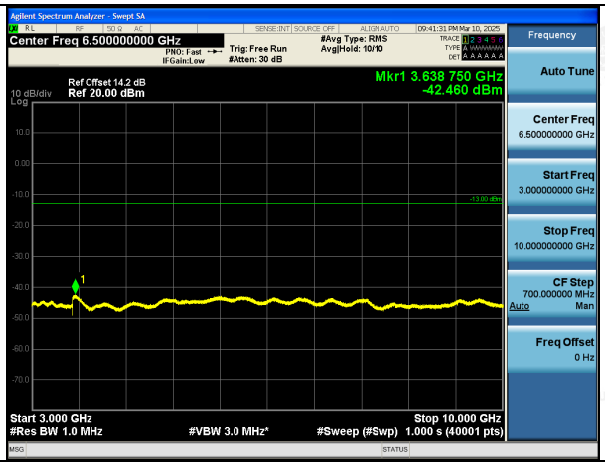	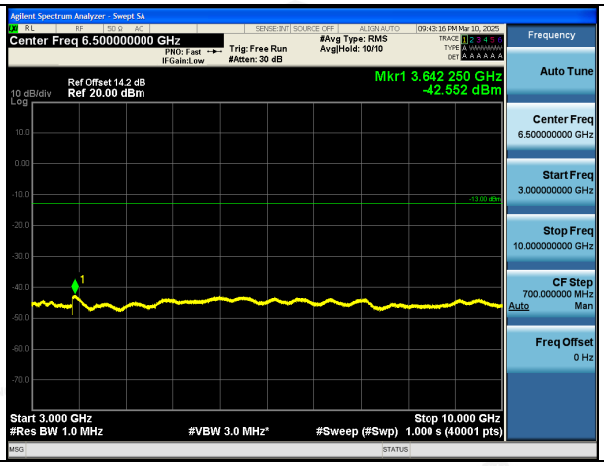
3GHz~10GHz	*3GHz~10GHz*
1RB#0	*1RB#0*

LTE FDD Band 5-5 MHz Channel Bandwidth	
High Channel	
QPSK	*16QAM*
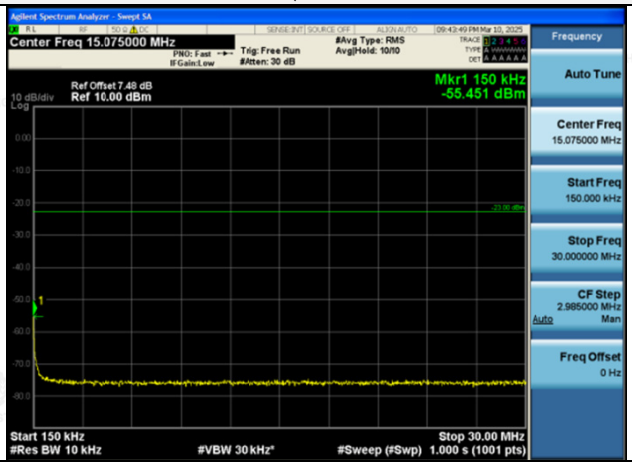	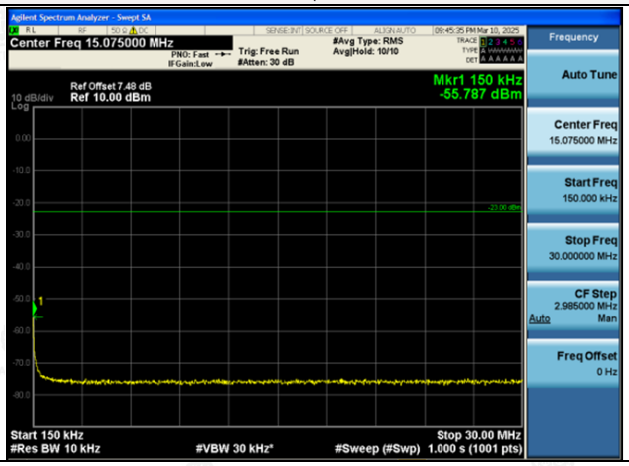
0.15MHz~30MHz	*0.15MHz~30MHz*
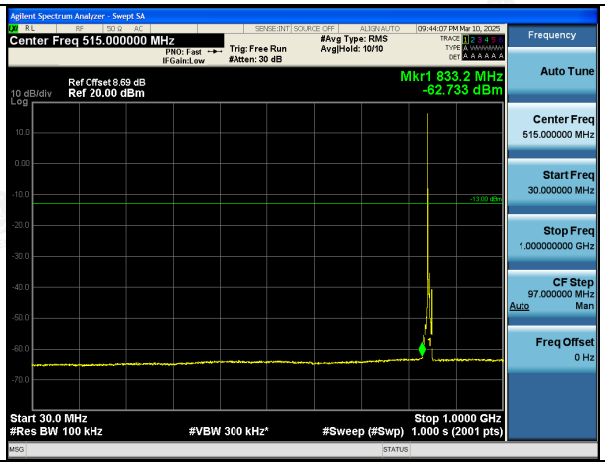	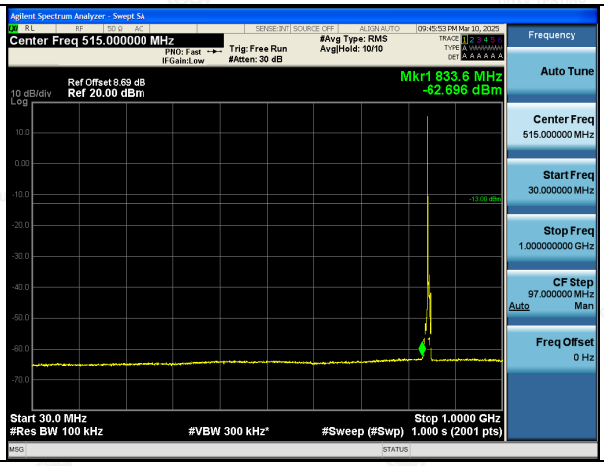
30MHz~1GHz	*30MHz~1GHz*

The results shown in this test report refer only to the sample(s) tested unless otherwise stated and the sample(s) are retained for 15 days only. The document is issued by Shenzhen HUAK Testing Technology Co., Ltd., this document cannot be reproduced except in full with our prior written permission.

1GHz~3GHz

1GHz~3GHz

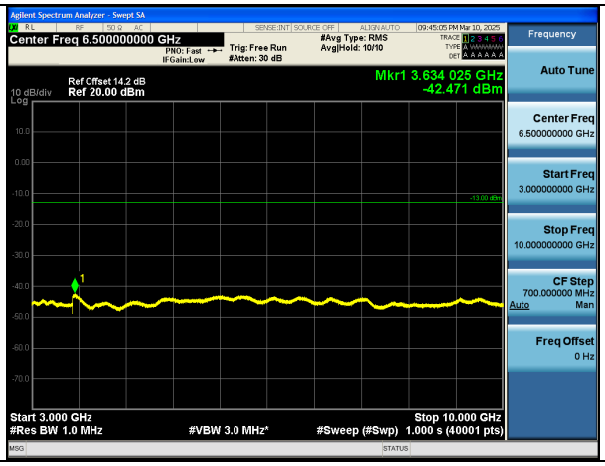

3GHz~10GHz

1RB#0

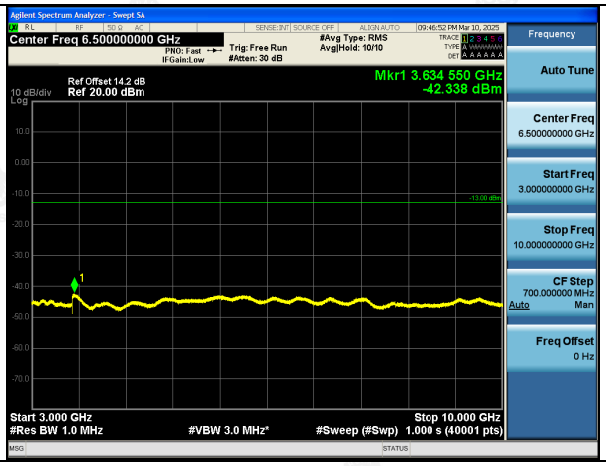

3GHz~10GHz

1RB#0

LTE FDD Band 5-10 MHz Channel Bandwidth	
Low Channel	
QPSK	16QAM

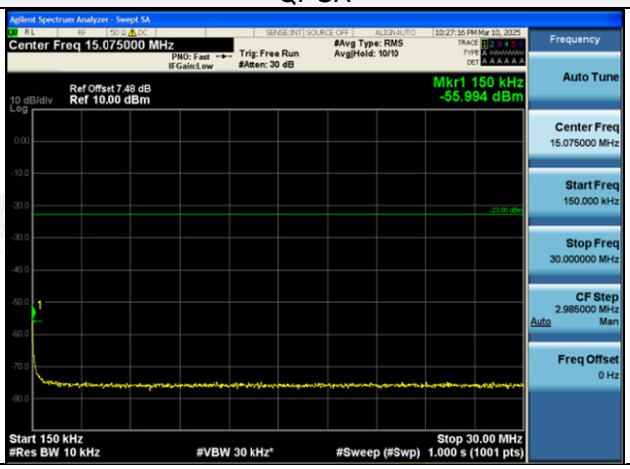

0.15MHz~30MHz

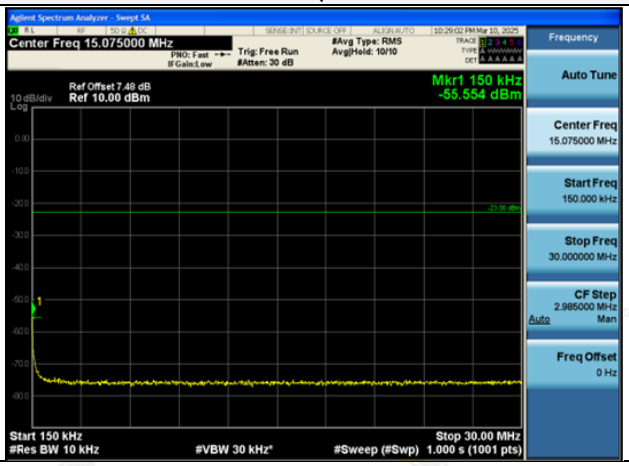

0.15MHz~30MHz

The results shown in this test report refer only to the sample(s) tested unless otherwise stated and the sample(s) are retained for 15 days only. The document is issued by Shenzhen HUAK Testing Technology Co., Ltd., this document cannot be reproduced except in full with our prior written permission.

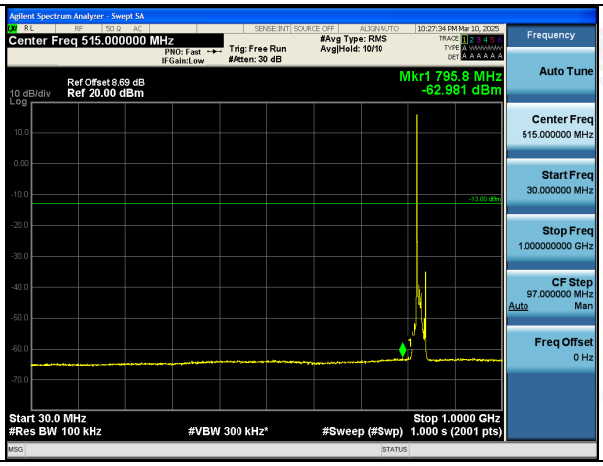

30MHz~1GHz

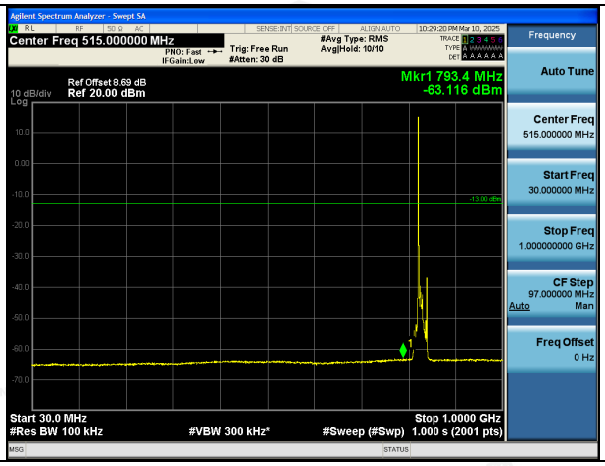

30MHz~1GHz

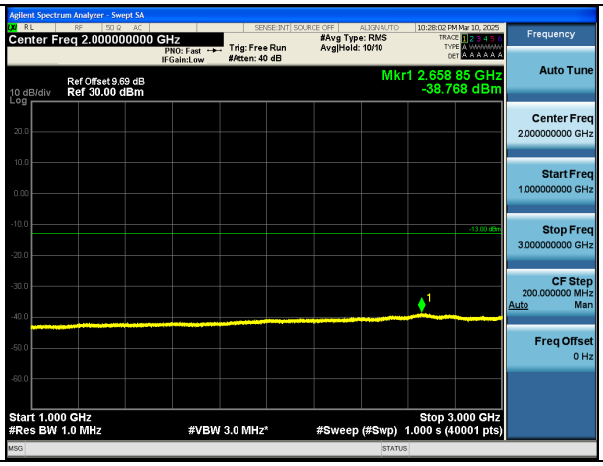

1GHz~3GHz

1GHz~3GHz

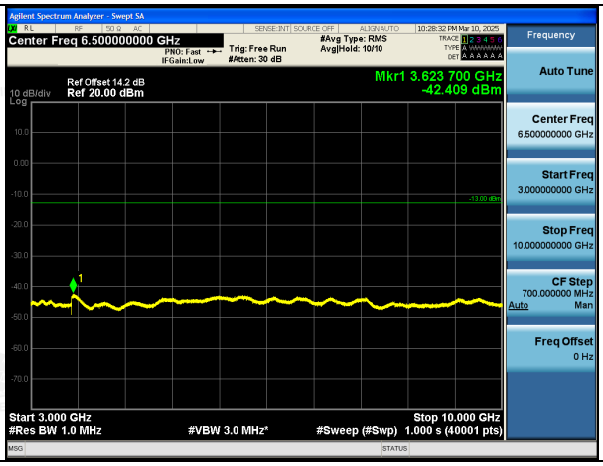

3GHz~10GHz

1RB#0

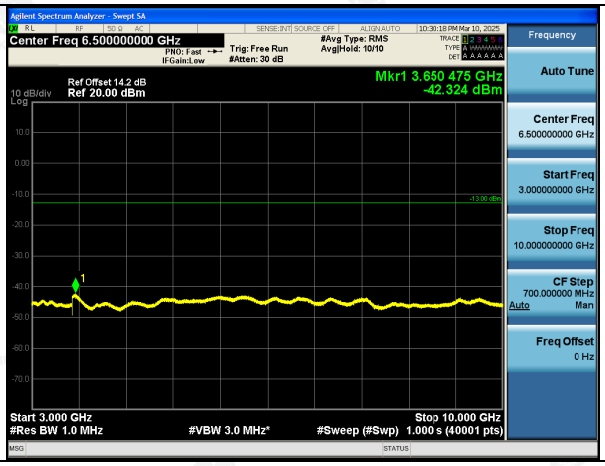

3GHz~10GHz

1RB#0

The results shown in this test report refer only to the sample(s) tested unless otherwise stated and the sample(s) are retained for 15 days only. The document is issued by Shenzhen HUAK Testing Technology Co., Ltd., this document cannot be reproduced except in full with our prior written permission.

LTE FDD Band 5-10 MHz Channel Bandwidth	
Middle Channel	
QPSK	16QAM
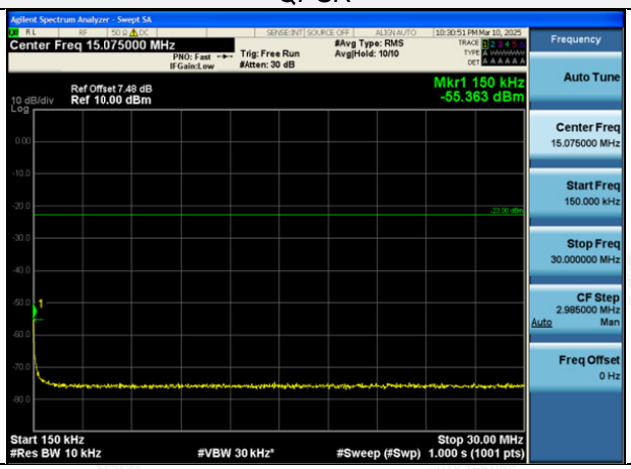	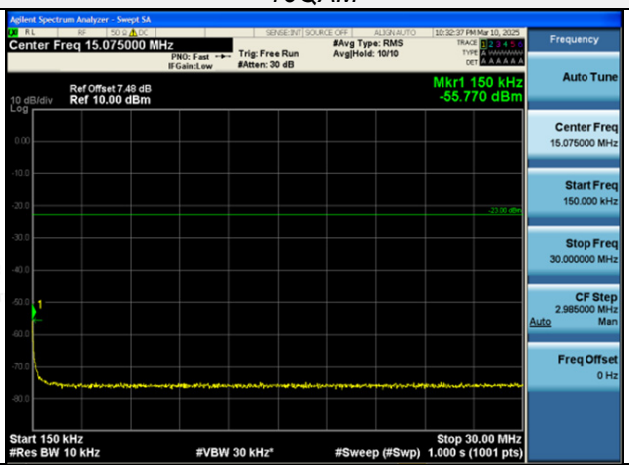
0.15MHz~30MHz	0.15MHz~30MHz
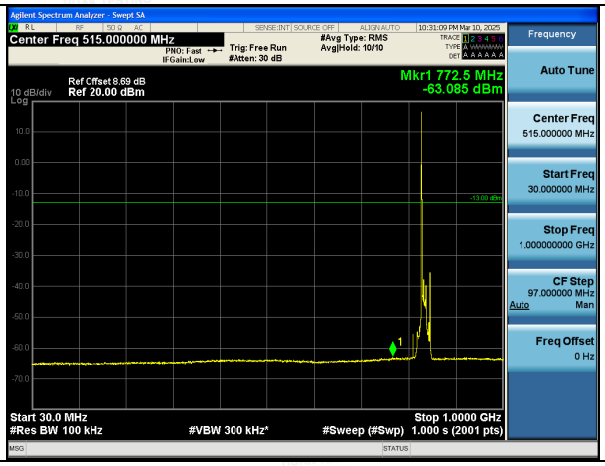	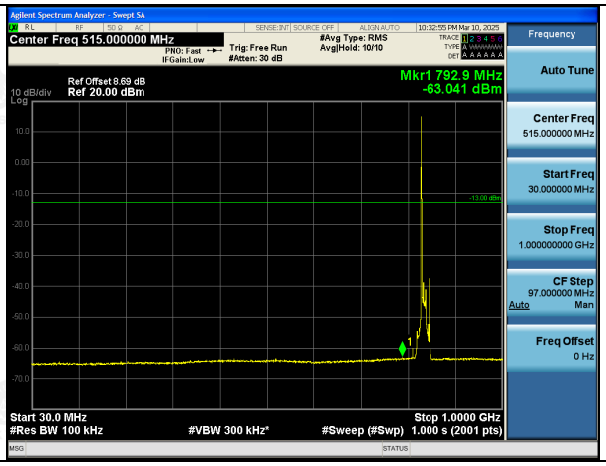
30MHz~1GHz	30MHz~1GHz
1GHz~3GHz	1GHz~3GHz

The results shown in this test report refer only to the sample(s) tested unless otherwise stated and the sample(s) are retained for 15 days only. The document is issued by Shenzhen HUAK Testing Technology Co., Ltd., this document cannot be reproduced except in full with our prior written permission.

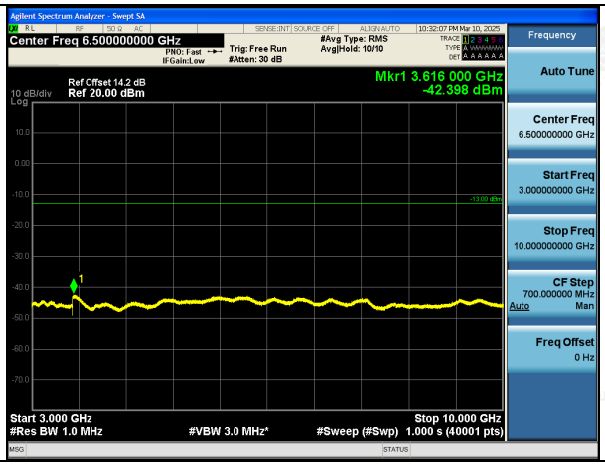	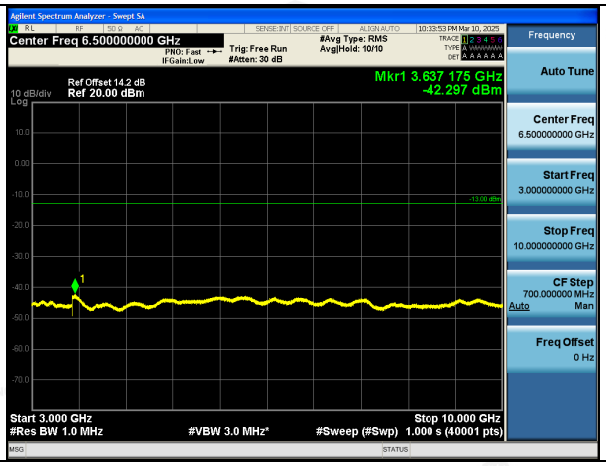
3GHz~10GHz	*3GHz~10GHz*
1RB#0	*1RB#0*

LTE FDD Band 5-10 MHz Channel Bandwidth	
High Channel	
QPSK	*16QAM*
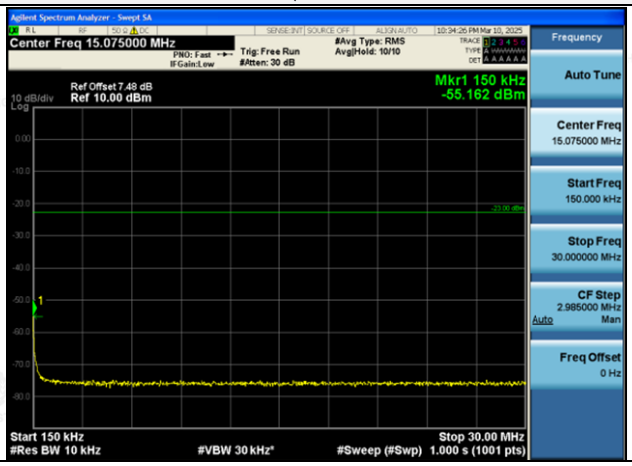	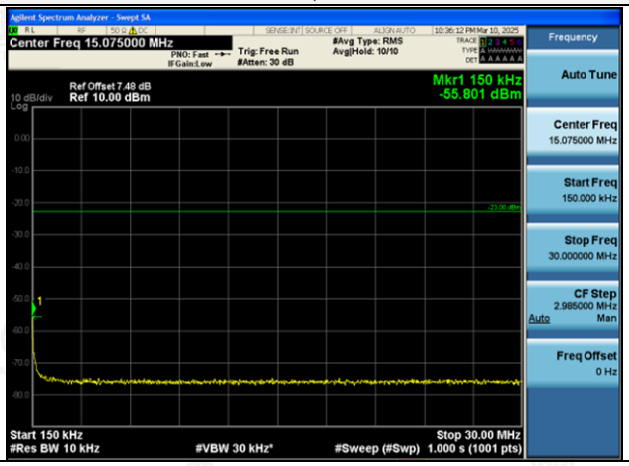
0.15MHz~30MHz	*0.15MHz~30MHz*
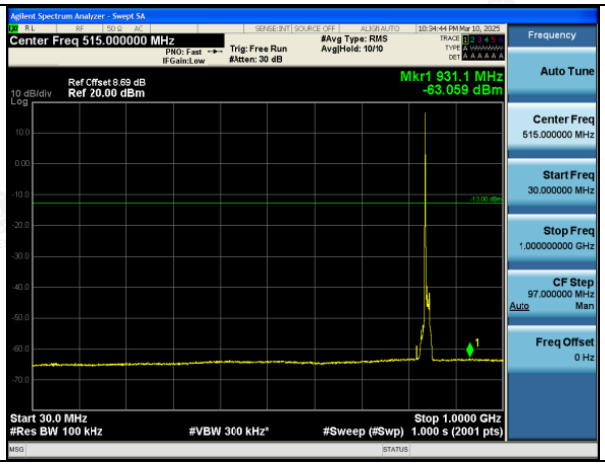	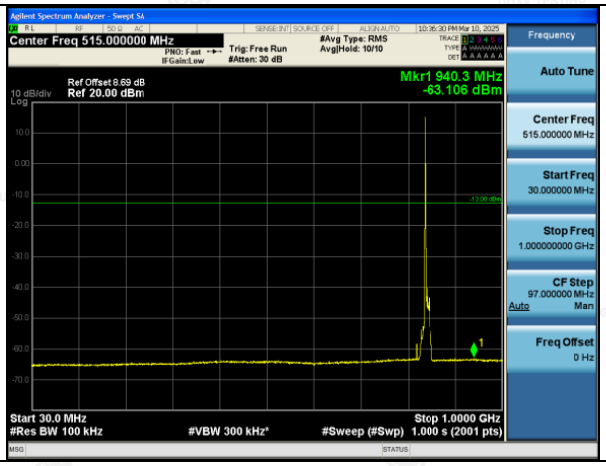
30MHz~1GHz	*30MHz~1GHz*

The results shown in this test report refer only to the sample(s) tested unless otherwise stated and the sample(s) are retained for 15 days only. The document is issued by Shenzhen HUAK Testing Technology Co., Ltd., this document cannot be reproduced except in full with our prior written permission.

1GHz~3GHz

1GHz~3GHz

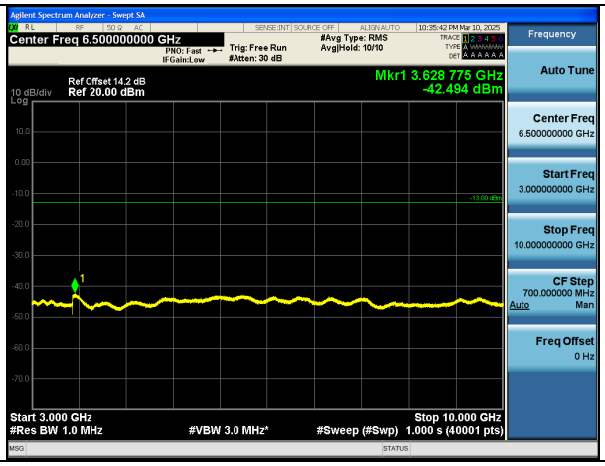

3GHz~10GHz

1RB#0

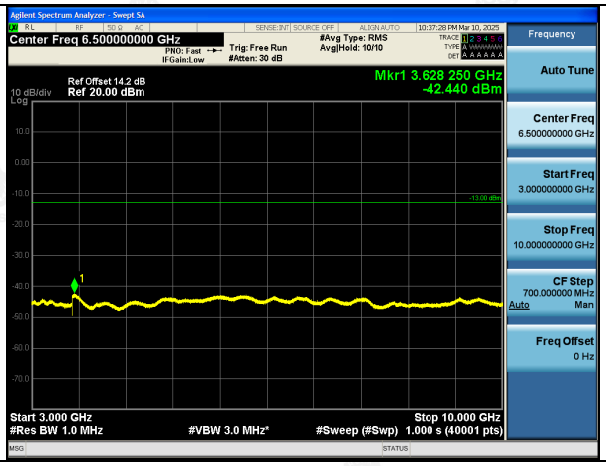

3GHz~10GHz

1RB#0

The results shown in this test report refer only to the sample(s) tested unless otherwise stated and the sample(s) are retained for 15 days only. The document is issued by Shenzhen HUAK Testing Technology Co., Ltd., this document cannot be reproduced except in full with our prior written permission.

4.6 Radiated Spurious Emssion

TEST APPLICABLE

Per FCC §24.238, the power of any emission outside of the authorized operating frequency ranges must be attenuated below the transmitting power (P) by a factor of at least 43 + 10log(P) dB.

TEST CONFIGURATION

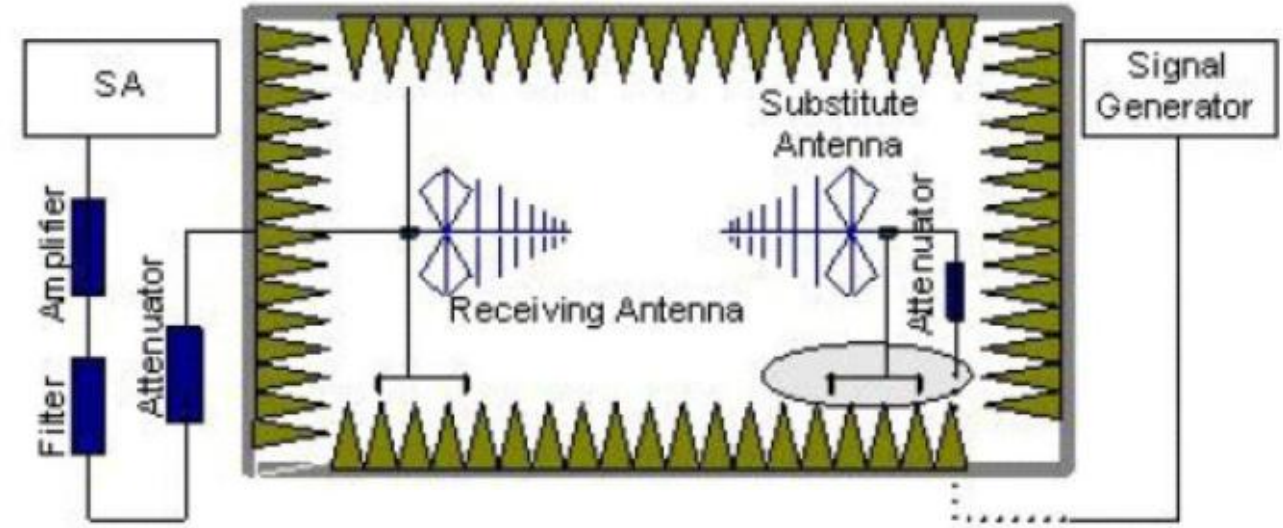

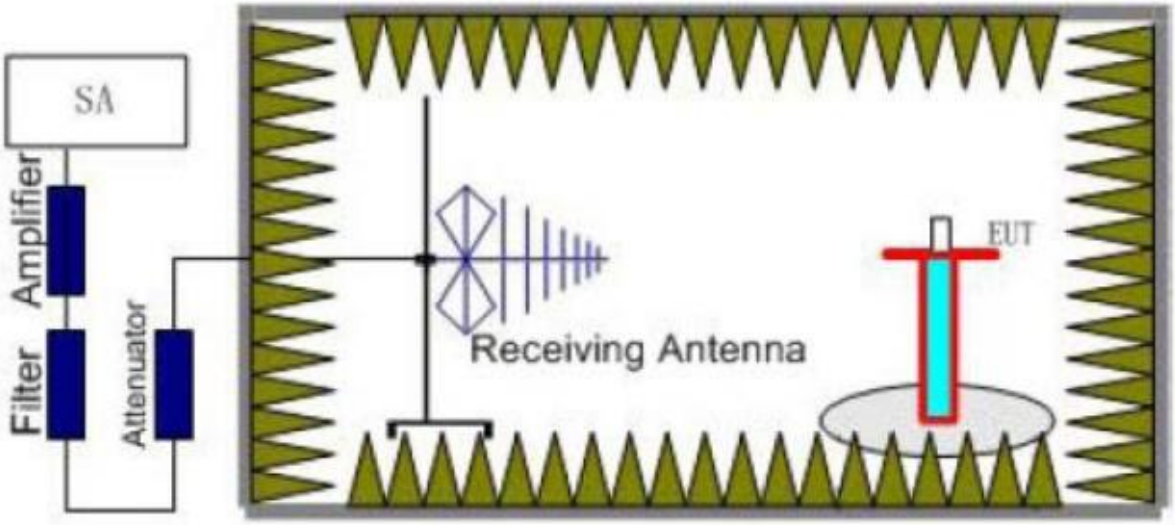

TEST PROCEDURE

1. EUT was placed on a 0.1 meter high non-conductive stand at a 3 meter test distance from the receive antenna. A receiving antenna was placed on the antenna mast 3 meters from the EUT for emission measurements. The height of receiving antenna is 0.1m. Detected emissions were maximized at each frequency by rotating the EUT through 360° and adjusting the receiving antenna polarization. The radiated emission measurements of all transmit frequencies in three channels (High, Middle, Low) were measured with peak detector.
2. A log-periodic antenna or double-ridged waveguide horn antenna shall be substituted in place of the EUT. The log-periodic antenna will be driven by a signal generator and the level will be adjusted till the same power value on the spectrum analyzer or receiver. The level of the spurious emissions can be calculated through the level of the signal generator, cable loss, the gain of the substitution antenna and the reading of the spectrum analyzer or receiver.

The results shown in this test report refer only to the sample(s) tested unless otherwise stated and the sample(s) are retained for 15 days only. The document is issued by Shenzhen HUAK Testing Technology Co., Ltd., this document cannot be reproduced except in full with our prior written permission.

3. The EUT is then put into continuously transmitting mode at its maximum power level during the test.Set Test Receiver or Spectrum RBW=1MHz,VBW=3MHz, And the maximum value of the receiver should be recorded as (P_r).
4. The EUT shall be replaced by a substitution antenna.In the chamber, an substitution antenna for the frequency band of interest is placed at the reference point of the chamber. An RF Signal source for the frequency band of interest isconnected to the substitution antenna with a cable that has been constructed to not interfere with the radiation pattern of the antenna. A power (P_{Mea}) is applied to the input of the substitution antenna, and adjust the level of the signal generator output until the value of the receiver reach the previously recorded (P_r). The power of signal source (P_{Mea}) is recorded. The test should be performed by rotating the test item and adjusting the receiving antenna polarization.
5. A amplifier should be connected to the Signal Source output port. And the cable should be connect between the Amplifier and the Substitution Antenna. The cable loss (P_{cl}) ,the Substitution Antenna Gain (G_a) and the Amplifier Gain (P_{Ag}) should be recorded after test.
   The measurement results are obtained as described below:
   Power(EIRP)=P_{Mea}- P_{Ag} - P_{cl}+ G_a
6. This value is EIRP since the measurement is calibrated using an antenna of known gain (2.15 dBi) and known input power.
7. ERP can be calculated from EIRP by subtracting the gain of the dipole, ERP = EIRP -2.15dBi.
8. In order to make sure test results more clearly,we set frequency range and sweep time for difference frequency range as follows table:

Working Frequency	Subrange (GHz)	RBW	VBW	Sweep time (s)
LTE BAND 5	0.03~1	100KHz	300KHz	10
	1~20	1 MHz	3 MHz	2

TEST LIMITS

According to 24.238 specify that the power of any emission outside of the authorized operating frequency ranges must be attenuated below the transmitting power (P) by a factor of at least 43 + 10 log(P) dB.
The specification that emissions shall be attenuated below the transmitter power (P) by at least 43 + 10 log (P) dB, translates in the relevant power range (1 to 0.001 W) to -13 dBm. At 1 W the specified minimum attenuation becomes 43 dB and relative to a 30 dBm (1 W) carrier becomes a limit of -13 dBm. At 0.001 W (0 dBm) the minimum attenuation is 13 dB, which again yields a limit of -13 dBm. In this way a translation of the specification from relative to absolute terms is carried out.

Frequency	Channel	Frequency Range	Verdict
LTE BAND 5	Low	30MHz -20GHz	PASS
	Middle	30MHz -20GHz	PASS
	High	30MHz -20GHz	PASS

Radiated Measurement:

Remark:
1. We measured all RB Configuration refer 3GPP TS136 521 for each Channel Bandwidth of LTE BAND 5; recorded worst case for each Channel Bandwidth of LTE BAND 5.
2. EIRP=P_{Mea}(dBm)-P_{cl}(dB) +G_a(dBi)
3. Not recorded other points as values lower than limits.
4. Margin = Limit – EIRP

The results shown in this test report refer only to the sample(s) tested unless otherwise stated and the sample(s) are retained for 15 days only. The document is issued by Shenzhen HUAK Testing Technology Co., Ltd., this document cannot be reproduced except in full with our prior written permission.

Test Model No.: S25 Ultra

LTE FDDBand 5_Channel Bandwidth 1.4MHz_QPSK_ Low Channel

Frequency (MHz)	P_{Mea} (dBm)	P_{cl} (dB)	Diatance	G_a Antenna Gain(dB)	Peak EIRP (dBm)	Limit (dBm)	Margin (dB)	Polarization
1649.4	-42.81	3.00	3.00	9.58	-36.23	-13.00	23.23	H
2474.1	-43.25	3.03	3.00	10.72	-35.56	-13.00	22.56	H
1649.4	-43.06	3.00	3.00	9.68	-36.38	-13.00	23.38	V
2474.1	-40.86	3.03	3.00	10.72	-33.17	-13.00	20.17	V

LTE FDD Band 5_Channel Bandwidth 1.4MHz_QPSK_ Middle Channel

Frequency (MHz)	P_{Mea} (dBm)	P_{cl} (dB)	Diatance	G_a Antenna Gain(dB)	Peak EIRP (dBm)	Limit (dBm)	Margin (dB)	Polarization
1673.0	-42.69	3.00	3.00	9.58	-36.11	-13.00	23.11	H
2509.5	-42.78	3.03	3.00	10.72	-35.09	-13.00	22.09	H
1673.0	-42.93	3.00	3.00	9.68	-36.25	-13.00	23.25	V
2509.5	-40.51	3.03	3.00	10.72	-32.82	-13.00	19.82	V

LTE FDD Band 5_Channel Bandwidth 1.4MHz_QPSK_ High Channel

Frequency (MHz)	P_{Mea} (dBm)	P_{cl} (dB)	Diatance	G_a Antenna Gain(dB)	Peak EIRP (dBm)	Limit (dBm)	Margin (dB)	Polarization
1696.6	-42.31	3.00	3.00	9.58	-35.73	-13.00	22.73	H
2544.9	-42.78	3.03	3.00	10.72	-35.09	-13.00	22.09	H
1696.6	-43.23	3.00	3.00	9.68	-36.55	-13.00	23.55	V
2544.9	-40.77	3.03	3.00	10.72	-33.08	-13.00	20.08	V

LTE FDD Band 5_Channel Bandwidth 3MHz_QPSK_ Low Channel

Frequency (MHz)	P_{Mea} (dBm)	P_{cl} (dB)	Diatance	G_a Antenna Gain(dB)	Peak EIRP (dBm)	Limit (dBm)	Margin (dB)	Polarization
1651.0	-42.57	3.00	3.00	9.58	-35.99	-13.00	22.99	H
2476.5	-42.45	3.03	3.00	10.72	-34.76	-13.00	21.76	H
1651.0	-43.36	3.00	3.00	9.68	-36.68	-13.00	23.68	V
2476.5	-40.64	3.03	3.00	10.72	-32.95	-13.00	19.95	V

LTE FDD Band 5_Channel Bandwidth 3MHz_QPSK_ Middle Channel

Frequency (MHz)	P_{Mea} (dBm)	P_{cl} (dB)	Diatance	G_a Antenna Gain(dB)	Peak EIRP (dBm)	Limit (dBm)	Margin (dB)	Polarization
1673.0	-42.96	3.00	3.00	9.58	-36.38	-13.00	23.38	H
2509.5	-43.04	3.03	3.00	10.72	-35.35	-13.00	22.35	H
1673.0	-42.57	3.00	3.00	9.68	-35.89	-13.00	22.89	V
2509.5	-40.46	3.03	3.00	10.72	-32.77	-13.00	19.77	V

LTE FDD Band 5_Channel Bandwidth 3MHz_QPSK_ High Channel

Frequency (MHz)	P_{Mea} (dBm)	P_{cl} (dB)	Diatance	G_a Antenna Gain(dB)	Peak EIRP (dBm)	Limit (dBm)	Margin (dB)	Polarization
1695.0	-42.38	3.00	3.00	9.58	-35.8	-13.00	22.8	H
2542.5	-42.98	3.03	3.00	10.72	-35.29	-13.00	22.29	H
1695.0	-42.4	3.00	3.00	9.68	-35.72	-13.00	22.72	V
2542.5	-41	3.03	3.00	10.72	-33.31	-13.00	20.31	V

The results shown in this test report refer only to the sample(s) tested unless otherwise stated and the sample(s) are retained for 15 days only. The document is issued by Shenzhen HUAK Testing Technology Co., Ltd., this document cannot be reproduced except in full with our prior written permission.

LTE FDDBand 5_Channel Bandwidth 5MHz_QPSK_ Low Channel

Frequency (MHz)	P_{Mea} (dBm)	P_{cl} (dB)	Diatance	G_a Antenna Gain(dB)	Peak EIRP (dBm)	Limit (dBm)	Margin (dB)	Polarization
1653.0	-42.08	3.00	3.00	9.58	-35.5	-13.00	22.5	H
2479.5	-42.52	3.03	3.00	10.72	-34.83	-13.00	21.83	H
1653.0	-43.28	3.00	3.00	9.68	-36.6	-13.00	23.6	V
2479.5	-41.04	3.03	3.00	10.72	-33.35	-13.00	20.35	V

LTE FDD Band 5_Channel Bandwidth 5MHz_QPSK_ Middle Channel

Frequency (MHz)	P_{Mea} (dBm)	P_{cl} (dB)	Diatance	G_a Antenna Gain(dB)	Peak EIRP (dBm)	Limit (dBm)	Margin (dB)	Polarization
1673.0	-42.41	3.00	3.00	9.58	-35.83	-13.00	22.83	H
2509.5	-42.62	3.03	3.00	10.72	-34.93	-13.00	21.93	H
1673.0	-42.93	3.00	3.00	9.68	-36.25	-13.00	23.25	V
2509.5	-41.32	3.03	3.00	10.72	-33.63	-13.00	20.63	V

LTE FDD Band 5_Channel Bandwidth 5MHz_QPSK_ High Channel

Frequency (MHz)	P_{Mea} (dBm)	P_{cl} (dB)	Diatance	G_a Antenna Gain(dB)	Peak EIRP (dBm)	Limit (dBm)	Margin (dB)	Polarization
1693.0	-42.98	3.00	3.00	9.58	-36.4	-13.00	23.4	*H*
2539.5	-42.43	3.03	3.00	10.72	-34.74	-13.00	21.74	*H*
1693.0	-42.45	3.00	3.00	9.68	-35.77	-13.00	22.77	*V*
2539.5	-40.67	3.03	3.00	10.72	-32.98	-13.00	19.98	*V*

LTE FDD Band 5_Channel Bandwidth 10MHz_QPSK_ Low Channel

Frequency (MHz)	P_{Mea} (dBm)	P_{cl} (dB)	Diatance	G_a Antenna Gain(dB)	Peak EIRP (dBm)	Limit (dBm)	Margin (dB)	Polarization
1658.0	-42.42	3.00	3.00	9.58	-35.84	-13.00	22.84	H
2487.0	-43.18	3.03	3.00	10.72	-35.49	-13.00	22.49	H
1658.0	-42.95	3.00	3.00	9.68	-36.27	-13.00	23.27	V
2487.0	-41.02	3.03	3.00	10.72	-33.33	-13.00	20.33	V

LTE FDD Band 5_Channel Bandwidth 10MHz_QPSK_ Middle Channel

Frequency (MHz)	P_{Mea} (dBm)	P_{cl} (dB)	Diatance	G_a Antenna Gain(dB)	Peak EIRP (dBm)	Limit (dBm)	Margin (dB)	Polarization
1673.0	-42.47	3.00	3.00	9.58	-35.89	-13.00	22.89	H
2509.5	-42.7	3.03	3.00	10.72	-35.01	-13.00	22.01	H
1673.0	-43.16	3.00	3.00	9.68	-36.48	-13.00	23.48	V
2509.5	-40.94	3.03	3.00	10.72	-33.25	-13.00	20.25	V

LTE FDD Band 5_Channel Bandwidth 10MHz_QPSK_ High Channel

Frequency (MHz)	P_{Mea} (dBm)	P_{cl} (dB)	Diatance	G_a Antenna Gain(dB)	Peak EIRP (dBm)	Limit (dBm)	Margin (dB)	Polarization
1688.0	-42.39	3.00	3.00	9.58	-35.81	-13.00	22.81	H
2532.0	-42.72	3.03	3.00	10.72	-35.03	-13.00	22.03	H
1688.0	-42.74	3.00	3.00	9.68	-36.06	-13.00	23.06	V
2532.0	-40.61	3.03	3.00	10.72	-32.92	-13.00	19.92	V

The results shown in this test report refer only to the sample(s) tested unless otherwise stated and the sample(s) are retained for 15 days only. The document is issued by Shenzhen HUAK Testing Technology Co., Ltd., this document cannot be reproduced except in full with our prior written permission.

LTE FDD Band 5_Channel Bandwidth 1.4MHz_16QAM _ Low Channel

Frequency (MHz)	P_{Mea} (dBm)	P_{cl} (dB)	Diatance	G_a Antenna Gain(dB)	Peak EIRP (dBm)	Limit (dBm)	Margin (dB)	Polarization
1649.4	-42.38	3.00	3.00	9.58	-35.8	-13.00	22.8	H
2474.1	-43.3	3.03	3.00	10.72	-35.61	-13.00	22.61	H
1649.4	-43.14	3.00	3.00	9.68	-36.46	-13.00	23.46	V
2474.1	-41.15	3.03	3.00	10.72	-33.46	-13.00	20.46	V

LTE FDD Band 5_Channel Bandwidth 1.4MHz_16QAM _ Middle Channel

Frequency (MHz)	P_{Mea} (dBm)	P_{cl} (dB)	Diatance	G_a Antenna Gain(dB)	Peak EIRP (dBm)	Limit (dBm)	Margin (dB)	Polarization
1673.0	-42.78	3.00	3.00	9.58	-36.2	-13.00	23.2	H
2509.5	-42.75	3.03	3.00	10.72	-35.06	-13.00	22.06	H
1673.0	-43.05	3.00	3.00	9.68	-36.37	-13.00	23.37	V
2509.5	-40.8	3.03	3.00	10.72	-33.11	-13.00	20.11	V

LTE FDDBand 5_Channel Bandwidth 1.4MHz_16QAM _ High Channel

Frequency (MHz)	P_{Mea} (dBm)	P_{cl} (dB)	Diatance	G_a Antenna Gain(dB)	Peak EIRP (dBm)	Limit (dBm)	Margin (dB)	Polarization
1696.6	-42.95	3.00	3.00	9.58	-36.37	-13.00	23.37	H
2544.9	-42.48	3.03	3.00	10.72	-34.79	-13.00	21.79	H
1696.6	-43.35	3.00	3.00	9.68	-36.67	-13.00	23.67	V
2544.9	-41.2	3.03	3.00	10.72	-33.51	-13.00	20.51	V

LTE FDD Band 5_Channel Bandwidth 3MHz_16QAM _ Low Channel

Frequency (MHz)	P_{Mea} (dBm)	P_{cl} (dB)	Diatance	G_a Antenna Gain(dB)	Peak EIRP (dBm)	Limit (dBm)	Margin (dB)	Polarization
1651.0	-43.06	3.00	3.00	9.58	-36.48	-13.00	23.48	H
2476.5	-42.89	3.03	3.00	10.72	-35.2	-13.00	22.2	H
1651.0	-42.81	3.00	3.00	9.68	-36.13	-13.00	23.13	V
2476.5	-40.51	3.03	3.00	10.72	-32.82	-13.00	19.82	V

LTE FDD Band 5_Channel Bandwidth 3MHz_16QAM _ Middle Channel

Frequency (MHz)	P_{Mea} (dBm)	P_{cl} (dB)	Diatance	G_a Antenna Gain(dB)	Peak EIRP (dBm)	Limit (dBm)	Margin (dB)	Polarization
1673.0	-42.26	3.00	3.00	9.58	-35.68	-13.00	22.68	H
2509.5	-42.58	3.03	3.00	10.72	-34.89	-13.00	21.89	H
1673.0	-42.59	3.00	3.00	9.68	-35.91	-13.00	22.91	V
2509.5	-41.27	3.03	3.00	10.72	-33.58	-13.00	20.58	V

LTE FDD Band 5_Channel Bandwidth 3MHz_16QAM _ High Channel

Frequency (MHz)	P_{Mea} (dBm)	P_{cl} (dB)	Diatance	G_a Antenna Gain(dB)	Peak EIRP (dBm)	Limit (dBm)	Margin (dB)	Polarization
1695.0	-42.76	3.00	3.00	9.58	-36.18	-13.00	23.18	H
2542.5	-42.53	3.03	3.00	10.72	-34.84	-13.00	21.84	H
1695.0	-42.66	3.00	3.00	9.68	-35.98	-13.00	22.98	V
2542.5	-41.06	3.03	3.00	10.72	-33.37	-13.00	20.37	V

The results shown in this test report refer only to the sample(s) tested unless otherwise stated and the sample(s) are retained for 15 days only. The document is issued by Shenzhen HUAK Testing Technology Co., Ltd., this document cannot be reproduced except in full with our prior written permission.

LTE FDD Band 5_Channel Bandwidth 5MHz_16QAM _ Low Channel

Frequency (MHz)	P_{Mea} (dBm)	P_{cl} (dB)	Diatance	G_a Antenna Gain(dB)	Peak EIRP (dBm)	Limit (dBm)	Margin (dB)	Polarization
1653.0	-42.51	3.00	3.00	9.58	-35.93	-13.00	22.93	H
2479.5	-42.81	3.03	3.00	10.72	-35.12	-13.00	22.12	H
1653.0	-43.17	3.00	3.00	9.68	-36.49	-13.00	23.49	V
2479.5	-41.1	3.03	3.00	10.72	-33.41	-13.00	20.41	V

LTE FDD Band 5_Channel Bandwidth 5MHz_16QAM _ Middle Channel

Frequency (MHz)	P_{Mea} (dBm)	P_{cl} (dB)	Diatance	G_a Antenna Gain(dB)	Peak EIRP (dBm)	Limit (dBm)	Margin (dB)	Polarization
1673.0	-42.28	3.00	3.00	9.58	-35.7	-13.00	22.7	H
2509.5	-42.96	3.03	3.00	10.72	-35.27	-13.00	22.27	H
1673.0	-42.44	3.00	3.00	9.68	-35.76	-13.00	22.76	V
2509.5	-40.48	3.03	3.00	10.72	-32.79	-13.00	19.79	V

LTE FDD Band 5_Channel Bandwidth 5MHz_16QAM _ High Channel

Frequency (MHz)	P_{Mea} (dBm)	P_{cl} (dB)	Diatance	G_a Antenna Gain(dB)	Peak EIRP (dBm)	Limit (dBm)	Margin (dB)	Polarization
1693.0	-42.48	3.00	3.00	9.58	-35.9	-13.00	22.9	H
2539.5	-43.05	3.03	3.00	10.72	-35.36	-13.00	22.36	H
1693.0	-43.16	3.00	3.00	9.68	-36.48	-13.00	23.48	V
2539.5	-40.71	3.03	3.00	10.72	-33.02	-13.00	20.02	V

LTE FDD Band 5_Channel Bandwidth 10MHz_16QAM _ Low Channel

Frequency (MHz)	P_{Mea} (dBm)	P_{cl} (dB)	Diatance	G_a Antenna Gain(dB)	Peak EIRP (dBm)	Limit (dBm)	Margin (dB)	Polarization
1658.0	-42.74	3.00	3.00	9.58	-36.16	-13.00	23.16	H
2487.0	-42.84	3.03	3.00	10.72	-35.15	-13.00	22.15	H
1658.0	-43.08	3.00	3.00	9.68	-36.4	-13.00	23.4	V
2487.0	-40.48	3.03	3.00	10.72	-32.79	-13.00	19.79	V

LTE FDD Band 5_Channel Bandwidth 10MHz_16QAM _ Middle Channel

Frequency (MHz)	P_{Mea} (dBm)	P_{cl} (dB)	Diatance	G_a Antenna Gain(dB)	Peak EIRP (dBm)	Limit (dBm)	Margin (dB)	Polarization
1673.0	-42.99	3.00	3.00	9.58	-36.41	-13.00	23.41	H
2509.5	-42.5	3.03	3.00	10.72	-34.81	-13.00	21.81	H
1673.0	-42.87	3.00	3.00	9.68	-36.19	-13.00	23.19	V
2509.5	-41.33	3.03	3.00	10.72	-33.64	-13.00	20.64	V

LTE FDD Band 5_Channel Bandwidth 10MHz_16QAM _ High Channel

Frequency (MHz)	P_{Mea} (dBm)	P_{cl} (dB)	Diatance	G_a Antenna Gain(dB)	Peak EIRP (dBm)	Limit (dBm)	Margin (dB)	Polarization
1688.0	-42.97	3.00	3.00	9.58	-36.39	-13.00	23.39	H
2532.0	-43.24	3.03	3.00	10.72	-35.55	-13.00	22.55	H
1688.0	-42.57	3.00	3.00	9.68	-35.89	-13.00	22.89	V
2532.0	-40.89	3.03	3.00	10.72	-33.2	-13.00	20.2	V

The results shown in this test report refer only to the sample(s) tested unless otherwise stated and the sample(s) are retained for 15 days only. The document is issued by Shenzhen HUAK Testing Technology Co., Ltd., this document cannot be reproduced except in full with our prior written permission.

All modes of operation were investigated and the worst-case emissions are reported.
Series Model No.: R12 pro

LTE FDD Band 5_Channel Bandwidth 1.4MHz_QPSK

Frequency (MHz)	P_{Mea} (dBm)	P_{cl} (dB)	Diatance	G_a Antenna Gain(dB)	Peak EIRP (dBm)	Limit (dBm)	Margin (dB)	Polarization
1696.6	-42.16	3.00	3.00	9.58	-35.58	-13.00	22.58	H
2544.9	-42.33	3.03	3.00	10.72	-34.64	-13.00	21.64	H
1696.6	-42.68	3.00	3.00	9.68	-36	-13.00	23	V
2544.9	-40.64	3.03	3.00	10.72	-32.95	-13.00	19.95	V

LTE FDD Band 5_Channel Bandwidth 3MHz_QPSK

Frequency (MHz)	P_{Mea} (dBm)	P_{cl} (dB)	Diatance	G_a Antenna Gain(dB)	Peak EIRP (dBm)	Limit (dBm)	Margin (dB)	Polarization
1695.0	-42.82	3.00	3.00	9.58	-36.24	-13.00	23.24	H
2542.5	-43.19	3.03	3.00	10.72	-35.5	-13.00	22.5	H
1695.0	-43.03	3.00	3.00	9.68	-36.35	-13.00	23.35	V
2542.5	-41.3	3.03	3.00	10.72	-33.61	-13.00	20.61	V

LTE FDD Band 5_Channel Bandwidth 5MHz_QPSK

Frequency (MHz)	P_{Mea} (dBm)	P_{cl} (dB)	Diatance	G_a Antenna Gain(dB)	Peak EIRP (dBm)	Limit (dBm)	Margin (dB)	Polarization
1693.0	-42.78	3.00	3.00	9.58	-36.2	-13.00	23.2	*H*
2539.5	-42.8	3.03	3.00	10.72	-35.11	-13.00	22.11	*H*
1693.0	-42.43	3.00	3.00	9.68	-35.75	-13.00	22.75	*V*
2539.5	-40.48	3.03	3.00	10.72	-32.79	-13.00	19.79	*V*

LTE FDD Band 5_Channel Bandwidth 10MHz_QPSK

Frequency (MHz)	P_{Mea} (dBm)	P_{cl} (dB)	Diatance	G_a Antenna Gain(dB)	Peak EIRP (dBm)	Limit (dBm)	Margin (dB)	Polarization
1688.0	-42.44	3.00	3.00	9.58	-35.86	-13.00	22.86	H
2532.0	-42.66	3.03	3.00	10.72	-34.97	-13.00	21.97	H
1688.0	-43.01	3.00	3.00	9.68	-36.33	-13.00	23.33	V
2532.0	-40.79	3.03	3.00	10.72	-33.1	-13.00	20.1	V

LTE FDDBand 5_Channel Bandwidth 1.4MHz_16QAM

Frequency (MHz)	P_{Mea} (dBm)	P_{cl} (dB)	Diatance	G_a Antenna Gain(dB)	Peak EIRP (dBm)	Limit (dBm)	Margin (dB)	Polarization
1696.6	-42.81	3.00	3.00	9.58	-36.23	-13.00	23.23	H
2544.9	-42.85	3.03	3.00	10.72	-35.16	-13.00	22.16	H
1696.6	-43.15	3.00	3.00	9.68	-36.47	-13.00	23.47	V
2544.9	-41.19	3.03	3.00	10.72	-33.5	-13.00	20.5	V

LTE FDD Band 5_Channel Bandwidth 3MHz_16QAM

Frequency (MHz)	P_{Mea} (dBm)	P_{cl} (dB)	Diatance	G_a Antenna Gain(dB)	Peak EIRP (dBm)	Limit (dBm)	Margin (dB)	Polarization
1695.0	-42.13	3.00	3.00	9.58	-35.55	-13.00	22.55	H
2542.5	-42.94	3.03	3.00	10.72	-35.25	-13.00	22.25	H
1695.0	-43.28	3.00	3.00	9.68	-36.6	-13.00	23.6	V
2542.5	-41.23	3.03	3.00	10.72	-33.54	-13.00	20.54	V

The results shown in this test report refer only to the sample(s) tested unless otherwise stated and the sample(s) are retained for 15 days only. The document is issued by Shenzhen HUAK Testing Technology Co., Ltd., this document cannot be reproduced except in full with our prior written permission.

LTE FDD Band 5_Channel Bandwidth 5MHz_16QAM

Frequency (MHz)	P_{Mea} (dBm)	P_{cl} (dB)	Diatance	G_a Antenna Gain(dB)	Peak EIRP (dBm)	Limit (dBm)	Margin (dB)	Polarization
1693.0	-42.36	3.00	3.00	9.58	-35.78	-13.00	22.78	H
2539.5	-42.41	3.03	3.00	10.72	-34.72	-13.00	21.72	H
1693.0	-42.71	3.00	3.00	9.68	-36.03	-13.00	23.03	V
2539.5	-41.09	3.03	3.00	10.72	-33.4	-13.00	20.4	V

LTE FDD Band 5_Channel Bandwidth 10MHz_16QAM

Frequency (MHz)	P_{Mea} (dBm)	P_{cl} (dB)	Diatance	G_a Antenna Gain(dB)	Peak EIRP (dBm)	Limit (dBm)	Margin (dB)	Polarization
1688.0	-42.41	3.00	3.00	9.58	-35.83	-13.00	22.83	H
2532.0	-43.01	3.03	3.00	10.72	-35.32	-13.00	22.32	H
1688.0	-42.71	3.00	3.00	9.68	-36.03	-13.00	23.03	V
2532.0	-41.22	3.03	3.00	10.72	-33.53	-13.00	20.53	V

Series Model No.: P5 pro

LTE FDD Band 5_Channel Bandwidth 1.4MHz_QPSK

Frequency (MHz)	P_{Mea} (dBm)	P_{cl} (dB)	Diatance	G_a Antenna Gain(dB)	Peak EIRP (dBm)	Limit (dBm)	Margin (dB)	Polarization
1696.6	-42.79	3.00	3.00	9.58	-36.21	-13.00	23.21	H
2544.9	-43.07	3.03	3.00	10.72	-35.38	-13.00	22.38	H
1696.6	-42.74	3.00	3.00	9.68	-36.06	-13.00	23.06	V
2544.9	-40.93	3.03	3.00	10.72	-33.24	-13.00	20.24	V

LTE FDD Band 5_Channel Bandwidth 3MHz_QPSK

Frequency (MHz)	P_{Mea} (dBm)	P_{cl} (dB)	Diatance	G_a Antenna Gain(dB)	Peak EIRP (dBm)	Limit (dBm)	Margin (dB)	Polarization
1695.0	-42.33	3.00	3.00	9.58	-35.75	-13.00	22.75	H
2542.5	-43.31	3.03	3.00	10.72	-35.62	-13.00	22.62	H
1695.0	-43.25	3.00	3.00	9.68	-36.57	-13.00	23.57	V
2542.5	-40.93	3.03	3.00	10.72	-33.24	-13.00	20.24	V

LTE FDD Band 5_Channel Bandwidth 5MHz_QPSK

Frequency (MHz)	P_{Mea} (dBm)	P_{cl} (dB)	Diatance	G_a Antenna Gain(dB)	Peak EIRP (dBm)	Limit (dBm)	Margin (dB)	Polarization
1693.0	-42.53	3.00	3.00	9.58	-35.95	-13.00	22.95	*H*
2539.5	-43.1	3.03	3.00	10.72	-35.41	-13.00	22.41	*H*
1693.0	-43.12	3.00	3.00	9.68	-36.44	-13.00	23.44	*V*
2539.5	-40.45	3.03	3.00	10.72	-32.76	-13.00	19.76	*V*

LTE FDD Band 5_Channel Bandwidth 10MHz_QPSK

Frequency (MHz)	P_{Mea} (dBm)	P_{cl} (dB)	Diatance	G_a Antenna Gain(dB)	Peak EIRP (dBm)	Limit (dBm)	Margin (dB)	Polarization
1688.0	-42.94	3.00	3.00	9.58	-36.36	-13.00	23.36	H
2532.0	-42.65	3.03	3.00	10.72	-34.96	-13.00	21.96	H
1688.0	-43.24	3.00	3.00	9.68	-36.56	-13.00	23.56	V
2532.0	-40.64	3.03	3.00	10.72	-32.95	-13.00	19.95	V

The results shown in this test report refer only to the sample(s) tested unless otherwise stated and the sample(s) are retained for 15 days only. The document is issued by Shenzhen HUAK Testing Technology Co., Ltd., this document cannot be reproduced except in full with our prior written permission.

LTE FDDBand 5_Channel Bandwidth 1.4MHz_16QAM

Frequency (MHz)	P_{Mea} (dBm)	P_{cl} (dB)	Diatance	G_a Antenna Gain(dB)	Peak EIRP (dBm)	Limit (dBm)	Margin (dB)	Polarization
1696.6	-42.39	3.00	3.00	9.58	-35.81	-13.00	22.81	H
2544.9	-42.61	3.03	3.00	10.72	-34.92	-13.00	21.92	H
1696.6	-43	3.00	3.00	9.68	-36.32	-13.00	23.32	V
2544.9	-40.55	3.03	3.00	10.72	-32.86	-13.00	19.86	V

LTE FDD Band 5_Channel Bandwidth 3MHz_16QAM

Frequency (MHz)	P_{Mea} (dBm)	P_{cl} (dB)	Diatance	G_a Antenna Gain(dB)	Peak EIRP (dBm)	Limit (dBm)	Margin (dB)	Polarization
1695.0	-42.57	3.00	3.00	9.58	-35.99	-13.00	22.99	H
2542.5	-43.28	3.03	3.00	10.72	-35.59	-13.00	22.59	H
1695.0	-42.98	3.00	3.00	9.68	-36.3	-13.00	23.3	V
2542.5	-40.47	3.03	3.00	10.72	-32.78	-13.00	19.78	V

LTE FDD Band 5_Channel Bandwidth 5MHz_16QAM

Frequency (MHz)	P_{Mea} (dBm)	P_{cl} (dB)	Diatance	G_a Antenna Gain(dB)	Peak EIRP (dBm)	Limit (dBm)	Margin (dB)	Polarization
1693.0	-42.77	3.00	3.00	9.58	-36.19	-13.00	23.19	H
2539.5	-42.67	3.03	3.00	10.72	-34.98	-13.00	21.98	H
1693.0	-43	3.00	3.00	9.68	-36.32	-13.00	23.32	V
2539.5	-40.95	3.03	3.00	10.72	-33.26	-13.00	20.26	V

LTE FDD Band 5_Channel Bandwidth 10MHz_16QAM

Frequency (MHz)	P_{Mea} (dBm)	P_{cl} (dB)	Diatance	G_a Antenna Gain(dB)	Peak EIRP (dBm)	Limit (dBm)	Margin (dB)	Polarization
1688.0	-42.77	3.00	3.00	9.58	-36.19	-13.00	23.19	H
2532.0	-42.74	3.03	3.00	10.72	-35.05	-13.00	22.05	H
1688.0	-42.73	3.00	3.00	9.68	-36.05	-13.00	23.05	V
2532.0	-40.77	3.03	3.00	10.72	-33.08	-13.00	20.08	V

Series Model No.: E50 Ultra

LTE FDD Band 5_Channel Bandwidth 1.4MHz_QPSK

Frequency (MHz)	P_{Mea} (dBm)	P_{cl} (dB)	Diatance	G_a Antenna Gain(dB)	Peak EIRP (dBm)	Limit (dBm)	Margin (dB)	Polarization
1696.6	-42.57	3.00	3.00	9.58	-35.99	-13.00	22.99	H
2544.9	-42.66	3.03	3.00	10.72	-34.97	-13.00	21.97	H
1696.6	-42.69	3.00	3.00	9.68	-36.01	-13.00	23.01	V
2544.9	-41.25	3.03	3.00	10.72	-33.56	-13.00	20.56	V

LTE FDD Band 5_Channel Bandwidth 3MHz_QPSK

Frequency (MHz)	P_{Mea} (dBm)	P_{cl} (dB)	Diatance	G_a Antenna Gain(dB)	Peak EIRP (dBm)	Limit (dBm)	Margin (dB)	Polarization
1695.0	-42.19	3.00	3.00	9.58	-35.61	-13.00	22.61	H
2542.5	-43.02	3.03	3.00	10.72	-35.33	-13.00	22.33	H
1695.0	-42.96	3.00	3.00	9.68	-36.28	-13.00	23.28	V
2542.5	-40.77	3.03	3.00	10.72	-33.08	-13.00	20.08	V

The results shown in this test report refer only to the sample(s) tested unless otherwise stated and the sample(s) are retained for 15 days only. The document is issued by Shenzhen HUAK Testing Technology Co., Ltd., this document cannot be reproduced except in full with our prior written permission.

LTE FDD Band 5_Channel Bandwidth 5MHz_QPSK

Frequency (MHz)	P_{Mea} (dBm)	P_{cl} (dB)	Diatance	G_a Antenna Gain(dB)	Peak EIRP (dBm)	Limit (dBm)	Margin (dB)	Polarization
1693.0	-42.72	3.00	3.00	9.58	-36.14	-13.00	23.14	*H*
2539.5	-43.2	3.03	3.00	10.72	-35.51	-13.00	22.51	*H*
1693.0	-42.42	3.00	3.00	9.68	-35.74	-13.00	22.74	*V*
2539.5	-40.95	3.03	3.00	10.72	-33.26	-13.00	20.26	*V*

LTE FDD Band 5_Channel Bandwidth 10MHz_QPSK

Frequency (MHz)	P_{Mea} (dBm)	P_{cl} (dB)	Diatance	G_a Antenna Gain(dB)	Peak EIRP (dBm)	Limit (dBm)	Margin (dB)	Polarization
1688.0	-42.81	3.00	3.00	9.58	-36.23	-13.00	23.23	H
2532.0	-43.52	3.03	3.00	10.72	-35.83	-13.00	22.83	H
1688.0	-43.04	3.00	3.00	9.68	-36.36	-13.00	23.36	V
2532.0	-41.84	3.03	3.00	10.72	-34.15	-13.00	21.15	V

LTE FDDBand 5_Channel Bandwidth 1.4MHz_16QAM

Frequency (MHz)	P_{Mea} (dBm)	P_{cl} (dB)	Diatance	G_a Antenna Gain(dB)	Peak EIRP (dBm)	Limit (dBm)	Margin (dB)	Polarization
1696.6	-43.33	3.00	3.00	9.58	-36.75	-13.00	23.75	H
2544.9	-42.95	3.03	3.00	10.72	-35.26	-13.00	22.26	H
1696.6	-43.69	3.00	3.00	9.68	-37.01	-13.00	24.01	V
2544.9	-41.93	3.03	3.00	10.72	-34.24	-13.00	21.24	V

LTE FDD Band 5_Channel Bandwidth 3MHz_16QAM

Frequency (MHz)	P_{Mea} (dBm)	P_{cl} (dB)	Diatance	G_a Antenna Gain(dB)	Peak EIRP (dBm)	Limit (dBm)	Margin (dB)	Polarization
1695.0	-42.67	3.00	3.00	9.58	-36.09	-13.00	23.09	H
2542.5	-42.9	3.03	3.00	10.72	-35.21	-13.00	22.21	H
1695.0	-43.61	3.00	3.00	9.68	-36.93	-13.00	23.93	V
2542.5	-41.89	3.03	3.00	10.72	-34.2	-13.00	21.2	V

LTE FDD Band 5_Channel Bandwidth 5MHz_16QAM

Frequency (MHz)	P_{Mea} (dBm)	P_{cl} (dB)	Diatance	G_a Antenna Gain(dB)	Peak EIRP (dBm)	Limit (dBm)	Margin (dB)	Polarization
1693.0	-42.81	3.00	3.00	9.58	-36.23	-13.00	23.23	H
2539.5	-43.62	3.03	3.00	10.72	-35.93	-13.00	22.93	H
1693.0	-43.86	3.00	3.00	9.68	-37.18	-13.00	24.18	V
2539.5	-41.04	3.03	3.00	10.72	-33.35	-13.00	20.35	V

LTE FDD Band 5_Channel Bandwidth 10MHz_16QAM

Frequency (MHz)	P_{Mea} (dBm)	P_{cl} (dB)	Diatance	G_a Antenna Gain(dB)	Peak EIRP (dBm)	Limit (dBm)	Margin (dB)	Polarization
1688.0	-43.53	3.00	3.00	9.58	-36.95	-13.00	23.95	H
2532.0	-42.95	3.03	3.00	10.72	-35.26	-13.00	22.26	H
1688.0	-43.46	3.00	3.00	9.68	-36.78	-13.00	23.78	V
2532.0	-41.81	3.03	3.00	10.72	-34.12	-13.00	21.12	V

The results shown in this test report refer only to the sample(s) tested unless otherwise stated and the sample(s) are retained for 15 days only. The document is issued by Shenzhen HUAK Testing Technology Co., Ltd., this document cannot be reproduced except in full with our prior written permission.

Series Model No.: I16 pro max

LTE FDD Band 5_Channel Bandwidth 1.4MHz_QPSK

Frequency (MHz)	P_{Mea} (dBm)	P_{cl} (dB)	Diatance	G_a Antenna Gain(dB)	Peak EIRP (dBm)	Limit (dBm)	Margin (dB)	Polarization
1696.6	-43.28	3.00	3.00	9.58	-36.7	-13.00	23.7	H
2544.9	-43.15	3.03	3.00	10.72	-35.46	-13.00	22.46	H
1696.6	-43.34	3.00	3.00	9.68	-36.66	-13.00	23.66	V
2544.9	-41.57	3.03	3.00	10.72	-33.88	-13.00	20.88	V

LTE FDD Band 5_Channel Bandwidth 3MHz_QPSK

Frequency (MHz)	P_{Mea} (dBm)	P_{cl} (dB)	Diatance	G_a Antenna Gain(dB)	Peak EIRP (dBm)	Limit (dBm)	Margin (dB)	Polarization
1695.0	-43.17	3.00	3.00	9.58	-36.59	-13.00	23.59	H
2542.5	-43.45	3.03	3.00	10.72	-35.76	-13.00	22.76	H
1695.0	-43.86	3.00	3.00	9.68	-37.18	-13.00	24.18	V
2542.5	-41.06	3.03	3.00	10.72	-33.37	-13.00	20.37	V

LTE FDD Band 5_Channel Bandwidth 5MHz_QPSK

Frequency (MHz)	P_{Mea} (dBm)	P_{cl} (dB)	Diatance	G_a Antenna Gain(dB)	Peak EIRP (dBm)	Limit (dBm)	Margin (dB)	Polarization
1693.0	-43.19	3.00	3.00	9.58	-36.61	-13.00	23.61	*H*
2539.5	-43.8	3.03	3.00	10.72	-36.11	-13.00	23.11	*H*
1693.0	-43.48	3.00	3.00	9.68	-36.8	-13.00	23.8	*V*
2539.5	-41.74	3.03	3.00	10.72	-34.05	-13.00	21.05	*V*

LTE FDD Band 5_Channel Bandwidth 10MHz_QPSK

Frequency (MHz)	P_{Mea} (dBm)	P_{cl} (dB)	Diatance	G_a Antenna Gain(dB)	Peak EIRP (dBm)	Limit (dBm)	Margin (dB)	Polarization
1688.0	-43.03	3.00	3.00	9.58	-36.45	-13.00	23.45	H
2532.0	-42.84	3.03	3.00	10.72	-35.15	-13.00	22.15	H
1688.0	-43.52	3.00	3.00	9.68	-36.84	-13.00	23.84	V
2532.0	-41.83	3.03	3.00	10.72	-34.14	-13.00	21.14	V

LTE FDDBand 5_Channel Bandwidth 1.4MHz_16QAM

Frequency (MHz)	P_{Mea} (dBm)	P_{cl} (dB)	Diatance	G_a Antenna Gain(dB)	Peak EIRP (dBm)	Limit (dBm)	Margin (dB)	Polarization
1696.6	-43.07	3.00	3.00	9.58	-36.49	-13.00	23.49	H
2544.9	-43.13	3.03	3.00	10.72	-35.44	-13.00	22.44	H
1696.6	-42.99	3.00	3.00	9.68	-36.31	-13.00	23.31	V
2544.9	-41.61	3.03	3.00	10.72	-33.92	-13.00	20.92	V

LTE FDD Band 5_Channel Bandwidth 3MHz_16QAM

Frequency (MHz)	P_{Mea} (dBm)	P_{cl} (dB)	Diatance	G_a Antenna Gain(dB)	Peak EIRP (dBm)	Limit (dBm)	Margin (dB)	Polarization
1695.0	-43.24	3.00	3.00	9.58	-36.66	-13.00	23.66	H
2542.5	-43.23	3.03	3.00	10.72	-35.54	-13.00	22.54	H
1695.0	-42.95	3.00	3.00	9.68	-36.27	-13.00	23.27	V
2542.5	-40.97	3.03	3.00	10.72	-33.28	-13.00	20.28	V

The results shown in this test report refer only to the sample(s) tested unless otherwise stated and the sample(s) are retained for 15 days only. The document is issued by Shenzhen HUAK Testing Technology Co., Ltd., this document cannot be reproduced except in full with our prior written permission.

LTE FDD Band 5_Channel Bandwidth 5MHz_16QAM

Frequency (MHz)	P_{Mea} (dBm)	P_{cl} (dB)	Diatance	G_a Antenna Gain(dB)	Peak EIRP (dBm)	Limit (dBm)	Margin (dB)	Polarization
1693.0	-42.91	3.00	3.00	9.58	-36.33	-13.00	23.33	H
2539.5	-43.49	3.03	3.00	10.72	-35.8	-13.00	22.8	H
1693.0	-43.1	3.00	3.00	9.68	-36.42	-13.00	23.42	V
2539.5	-41.54	3.03	3.00	10.72	-33.85	-13.00	20.85	V

LTE FDD Band 5_Channel Bandwidth 10MHz_16QAM

Frequency (MHz)	P_{Mea} (dBm)	P_{cl} (dB)	Diatance	G_a Antenna Gain(dB)	Peak EIRP (dBm)	Limit (dBm)	Margin (dB)	Polarization
1688.0	-42.68	3.00	3.00	9.58	-36.1	-13.00	23.1	H
2532.0	-42.83	3.03	3.00	10.72	-35.14	-13.00	22.14	H
1688.0	-42.99	3.00	3.00	9.68	-36.31	-13.00	23.31	V
2532.0	-41.37	3.03	3.00	10.72	-33.68	-13.00	20.68	V

Series Model No.: P6 pro

LTE FDD Band 5_Channel Bandwidth 1.4MHz_QPSK

Frequency (MHz)	P_{Mea} (dBm)	P_{cl} (dB)	Diatance	G_a Antenna Gain(dB)	Peak EIRP (dBm)	Limit (dBm)	Margin (dB)	Polarization
1696.6	-43.48	3.00	3.00	9.58	-36.9	-13.00	23.9	H
2544.9	-43.45	3.03	3.00	10.72	-35.76	-13.00	22.76	H
1696.6	-43.57	3.00	3.00	9.68	-36.89	-13.00	23.89	V
2544.9	-41.74	3.03	3.00	10.72	-34.05	-13.00	21.05	V

LTE FDD Band 5_Channel Bandwidth 3MHz_QPSK

Frequency (MHz)	P_{Mea} (dBm)	P_{cl} (dB)	Diatance	G_a Antenna Gain(dB)	Peak EIRP (dBm)	Limit (dBm)	Margin (dB)	Polarization
1695.0	-42.67	3.00	3.00	9.58	-36.09	-13.00	23.09	H
2542.5	-42.84	3.03	3.00	10.72	-35.15	-13.00	22.15	H
1695.0	-43.03	3.00	3.00	9.68	-36.35	-13.00	23.35	V
2542.5	-41.43	3.03	3.00	10.72	-33.74	-13.00	20.74	V

LTE FDD Band 5_Channel Bandwidth 5MHz_QPSK

Frequency (MHz)	P_{Mea} (dBm)	P_{cl} (dB)	Diatance	G_a Antenna Gain(dB)	Peak EIRP (dBm)	Limit (dBm)	Margin (dB)	Polarization
1693.0	-43.31	3.00	3.00	9.58	-36.73	-13.00	23.73	*H*
2539.5	-43.8	3.03	3.00	10.72	-36.11	-13.00	23.11	*H*
1693.0	-43.13	3.00	3.00	9.68	-36.45	-13.00	23.45	*V*
2539.5	-41.43	3.03	3.00	10.72	-33.74	-13.00	20.74	*V*

LTE FDD Band 5_Channel Bandwidth 10MHz_QPSK

Frequency (MHz)	P_{Mea} (dBm)	P_{cl} (dB)	Diatance	G_a Antenna Gain(dB)	Peak EIRP (dBm)	Limit (dBm)	Margin (dB)	Polarization
1688.0	-42.78	3.00	3.00	9.58	-36.2	-13.00	23.2	H
2532.0	-43.49	3.03	3.00	10.72	-35.8	-13.00	22.8	H
1688.0	-43.85	3.00	3.00	9.68	-37.17	-13.00	24.17	V
2532.0	-41.6	3.03	3.00	10.72	-33.91	-13.00	20.91	V

The results shown in this test report refer only to the sample(s) tested unless otherwise stated and the sample(s) are retained for 15 days only. The document is issued by Shenzhen HUAK Testing Technology Co., Ltd., this document cannot be reproduced except in full with our prior written permission.

LTE FDDBand 5_Channel Bandwidth 1.4MHz_16QAM

Frequency (MHz)	P_{Mea} (dBm)	P_{cl} (dB)	Diatance	G_a Antenna Gain(dB)	Peak EIRP (dBm)	Limit (dBm)	Margin (dB)	Polarization
1696.6	-42.79	3.00	3.00	9.58	-36.21	-13.00	23.21	H
2544.9	-43.73	3.03	3.00	10.72	-36.04	-13.00	23.04	H
1696.6	-43.13	3.00	3.00	9.68	-36.45	-13.00	23.45	V
2544.9	-41.31	3.03	3.00	10.72	-33.62	-13.00	20.62	V

LTE FDD Band 5_Channel Bandwidth 3MHz_16QAM

Frequency (MHz)	P_{Mea} (dBm)	P_{cl} (dB)	Diatance	G_a Antenna Gain(dB)	Peak EIRP (dBm)	Limit (dBm)	Margin (dB)	Polarization
1695.0	-42.71	3.00	3.00	9.58	-36.13	-13.00	23.13	H
2542.5	-43.35	3.03	3.00	10.72	-35.66	-13.00	22.66	H
1695.0	-42.96	3.00	3.00	9.68	-36.28	-13.00	23.28	V
2542.5	-41.34	3.03	3.00	10.72	-33.65	-13.00	20.65	V

LTE FDD Band 5_Channel Bandwidth 5MHz_16QAM

Frequency (MHz)	P_{Mea} (dBm)	P_{cl} (dB)	Diatance	G_a Antenna Gain(dB)	Peak EIRP (dBm)	Limit (dBm)	Margin (dB)	Polarization
1693.0	-42.66	3.00	3.00	9.58	-36.08	-13.00	23.08	H
2539.5	-43.11	3.03	3.00	10.72	-35.42	-13.00	22.42	H
1693.0	-43.45	3.00	3.00	9.68	-36.77	-13.00	23.77	V
2539.5	-41.18	3.03	3.00	10.72	-33.49	-13.00	20.49	V

LTE FDD Band 5_Channel Bandwidth 10MHz_16QAM

Frequency (MHz)	P_{Mea} (dBm)	P_{cl} (dB)	Diatance	G_a Antenna Gain(dB)	Peak EIRP (dBm)	Limit (dBm)	Margin (dB)	Polarization
1688.0	-42.75	3.00	3.00	9.58	-36.17	-13.00	23.17	H
2532.0	-43.03	3.03	3.00	10.72	-35.34	-13.00	22.34	H
1688.0	-43.59	3.00	3.00	9.68	-36.91	-13.00	23.91	V
2532.0	-41.28	3.03	3.00	10.72	-33.59	-13.00	20.59	V

Series Model No.: Sp20 Pro

LTE FDD Band 5_Channel Bandwidth 1.4MHz_QPSK

Frequency (MHz)	P_{Mea} (dBm)	P_{cl} (dB)	Diatance	G_a Antenna Gain(dB)	Peak EIRP (dBm)	Limit (dBm)	Margin (dB)	Polarization
1696.6	-43.5	3.00	3.00	9.58	-36.92	-13.00	23.92	H
2544.9	-42.81	3.03	3.00	10.72	-35.12	-13.00	22.12	H
1696.6	-42.9	3.00	3.00	9.68	-36.22	-13.00	23.22	V
2544.9	-41.89	3.03	3.00	10.72	-34.2	-13.00	21.2	V

LTE FDD Band 5_Channel Bandwidth 3MHz_QPSK

Frequency (MHz)	P_{Mea} (dBm)	P_{cl} (dB)	Diatance	G_a Antenna Gain(dB)	Peak EIRP (dBm)	Limit (dBm)	Margin (dB)	Polarization
1695.0	-43.49	3.00	3.00	9.58	-36.91	-13.00	23.91	H
2542.5	-43.12	3.03	3.00	10.72	-35.43	-13.00	22.43	H
1695.0	-43.78	3.00	3.00	9.68	-37.1	-13.00	24.1	V
2542.5	-40.95	3.03	3.00	10.72	-33.26	-13.00	20.26	V

The results shown in this test report refer only to the sample(s) tested unless otherwise stated and the sample(s) are retained for 15 days only. The document is issued by Shenzhen HUAK Testing Technology Co., Ltd., this document cannot be reproduced except in full with our prior written permission.

LTE FDD Band 5_Channel Bandwidth 5MHz_QPSK

Frequency (MHz)	P_{Mea} (dBm)	P_{cl} (dB)	Diatance	G_a Antenna Gain(dB)	Peak EIRP (dBm)	Limit (dBm)	Margin (dB)	Polarization
1693.0	-43.5	3.00	3.00	9.58	-36.92	-13.00	23.92	*H*
2539.5	-43.7	3.03	3.00	10.72	-36.01	-13.00	23.01	*H*
1693.0	-43.16	3.00	3.00	9.68	-36.48	-13.00	23.48	*V*
2539.5	-40.96	3.03	3.00	10.72	-33.27	-13.00	20.27	*V*

LTE FDD Band 5_Channel Bandwidth 10MHz_QPSK

Frequency (MHz)	P_{Mea} (dBm)	P_{cl} (dB)	Diatance	G_a Antenna Gain(dB)	Peak EIRP (dBm)	Limit (dBm)	Margin (dB)	Polarization
1688.0	-42.71	3.00	3.00	9.58	-36.13	-13.00	23.13	H
2532.0	-43.22	3.03	3.00	10.72	-35.53	-13.00	22.53	H
1688.0	-43.75	3.00	3.00	9.68	-37.07	-13.00	24.07	V
2532.0	-41.51	3.03	3.00	10.72	-33.82	-13.00	20.82	V

LTE FDDBand 5_Channel Bandwidth 1.4MHz_16QAM

Frequency (MHz)	P_{Mea} (dBm)	P_{cl} (dB)	Diatance	G_a Antenna Gain(dB)	Peak EIRP (dBm)	Limit (dBm)	Margin (dB)	Polarization
1696.6	-42.9	3.00	3.00	9.58	-36.32	-13.00	23.32	H
2544.9	-43.34	3.03	3.00	10.72	-35.65	-13.00	22.65	H
1696.6	-43.08	3.00	3.00	9.68	-36.4	-13.00	23.4	V
2544.9	-41.71	3.03	3.00	10.72	-34.02	-13.00	21.02	V

LTE FDD Band 5_Channel Bandwidth 3MHz_16QAM

Frequency (MHz)	P_{Mea} (dBm)	P_{cl} (dB)	Diatance	G_a Antenna Gain(dB)	Peak EIRP (dBm)	Limit (dBm)	Margin (dB)	Polarization
1695.0	-42.58	3.00	3.00	9.58	-36	-13.00	23	H
2542.5	-43.73	3.03	3.00	10.72	-36.04	-13.00	23.04	H
1695.0	-43.18	3.00	3.00	9.68	-36.5	-13.00	23.5	V
2542.5	-41.6	3.03	3.00	10.72	-33.91	-13.00	20.91	V

LTE FDD Band 5_Channel Bandwidth 5MHz_16QAM

Frequency (MHz)	P_{Mea} (dBm)	P_{cl} (dB)	Diatance	G_a Antenna Gain(dB)	Peak EIRP (dBm)	Limit (dBm)	Margin (dB)	Polarization
1693.0	-43.53	3.00	3.00	9.58	-36.95	-13.00	23.95	H
2539.5	-42.87	3.03	3.00	10.72	-35.18	-13.00	22.18	H
1693.0	-43.54	3.00	3.00	9.68	-36.86	-13.00	23.86	V
2539.5	-41.68	3.03	3.00	10.72	-33.99	-13.00	20.99	V

LTE FDD Band 5_Channel Bandwidth 10MHz_16QAM

Frequency (MHz)	P_{Mea} (dBm)	P_{cl} (dB)	Diatance	G_a Antenna Gain(dB)	Peak EIRP (dBm)	Limit (dBm)	Margin (dB)	Polarization
1688.0	-43.43	3.00	3.00	9.58	-36.85	-13.00	23.85	H
2532.0	-43.58	3.03	3.00	10.72	-35.89	-13.00	22.89	H
1688.0	-43.78	3.00	3.00	9.68	-37.1	-13.00	24.1	V
2532.0	-41.01	3.03	3.00	10.72	-33.32	-13.00	20.32	V

The results shown in this test report refer only to the sample(s) tested unless otherwise stated and the sample(s) are retained for 15 days only. The document is issued by Shenzhen HUAK Testing Technology Co., Ltd., this document cannot be reproduced except in full with our prior written permission.

Series Model No.: OP12 pro

LTE FDD Band 5_Channel Bandwidth 1.4MHz_QPSK

Frequency (MHz)	P_{Mea} (dBm)	P_{cl} (dB)	Diatance	G_a Antenna Gain(dB)	Peak EIRP (dBm)	Limit (dBm)	Margin (dB)	Polarization
1696.6	-42.99	3.00	3.00	9.58	-36.41	-13.00	23.41	H
2544.9	-42.89	3.03	3.00	10.72	-35.2	-13.00	22.2	H
1696.6	-43.46	3.00	3.00	9.68	-36.78	-13.00	23.78	V
2544.9	-41.14	3.03	3.00	10.72	-33.45	-13.00	20.45	V

LTE FDD Band 5_Channel Bandwidth 3MHz_QPSK

Frequency (MHz)	P_{Mea} (dBm)	P_{cl} (dB)	Diatance	G_a Antenna Gain(dB)	Peak EIRP (dBm)	Limit (dBm)	Margin (dB)	Polarization
1695.0	-43.27	3.00	3.00	9.58	-36.69	-13.00	23.69	H
2542.5	-43.61	3.03	3.00	10.72	-35.92	-13.00	22.92	H
1695.0	-43.28	3.00	3.00	9.68	-36.6	-13.00	23.6	V
2542.5	-41.24	3.03	3.00	10.72	-33.55	-13.00	20.55	V

LTE FDD Band 5_Channel Bandwidth 5MHz_QPSK

Frequency (MHz)	P_{Mea} (dBm)	P_{cl} (dB)	Diatance	G_a Antenna Gain(dB)	Peak EIRP (dBm)	Limit (dBm)	Margin (dB)	Polarization
1693.0	-43.46	3.00	3.00	9.58	-36.88	-13.00	23.88	*H*
2539.5	-43.06	3.03	3.00	10.72	-35.37	-13.00	22.37	*H*
1693.0	-43.63	3.00	3.00	9.68	-36.95	-13.00	23.95	*V*
2539.5	-41.51	3.03	3.00	10.72	-33.82	-13.00	20.82	*V*

LTE FDD Band 5_Channel Bandwidth 10MHz_QPSK

Frequency (MHz)	P_{Mea} (dBm)	P_{cl} (dB)	Diatance	G_a Antenna Gain(dB)	Peak EIRP (dBm)	Limit (dBm)	Margin (dB)	Polarization
1688.0	-43.49	3.00	3.00	9.58	-36.91	-13.00	23.91	H
2532.0	-43.53	3.03	3.00	10.72	-35.84	-13.00	22.84	H
1688.0	-43.16	3.00	3.00	9.68	-36.48	-13.00	23.48	V
2532.0	-41.71	3.03	3.00	10.72	-34.02	-13.00	21.02	V

LTE FDDBand 5_Channel Bandwidth 1.4MHz_16QAM

Frequency (MHz)	P_{Mea} (dBm)	P_{cl} (dB)	Diatance	G_a Antenna Gain(dB)	Peak EIRP (dBm)	Limit (dBm)	Margin (dB)	Polarization
1696.6	-43.41	3.00	3.00	9.58	-36.83	-13.00	23.83	H
2544.9	-43.58	3.03	3.00	10.72	-35.89	-13.00	22.89	H
1696.6	-43.09	3.00	3.00	9.68	-36.41	-13.00	23.41	V
2544.9	-41.51	3.03	3.00	10.72	-33.82	-13.00	20.82	V

LTE FDD Band 5_Channel Bandwidth 3MHz_16QAM

Frequency (MHz)	P_{Mea} (dBm)	P_{cl} (dB)	Diatance	G_a Antenna Gain(dB)	Peak EIRP (dBm)	Limit (dBm)	Margin (dB)	Polarization
1695.0	-43.05	3.00	3.00	9.58	-36.47	-13.00	23.47	H
2542.5	-43.23	3.03	3.00	10.72	-35.54	-13.00	22.54	H
1695.0	-43.1	3.00	3.00	9.68	-36.42	-13.00	23.42	V
2542.5	-41.46	3.03	3.00	10.72	-33.77	-13.00	20.77	V

The results shown in this test report refer only to the sample(s) tested unless otherwise stated and the sample(s) are retained for 15 days only. The document is issued by Shenzhen HUAK Testing Technology Co., Ltd., this document cannot be reproduced except in full with our prior written permission.

LTE FDD Band 5_Channel Bandwidth 5MHz_16QAM

Frequency (MHz)	P_{Mea} (dBm)	P_{cl} (dB)	Diatance	G_a Antenna Gain(dB)	Peak EIRP (dBm)	Limit (dBm)	Margin (dB)	Polarization
1693.0	-43.41	3.00	3.00	9.58	-36.83	-13.00	23.83	H
2539.5	-42.84	3.03	3.00	10.72	-35.15	-13.00	22.15	H
1693.0	-43.3	3.00	3.00	9.68	-36.62	-13.00	23.62	V
2539.5	-41.58	3.03	3.00	10.72	-33.89	-13.00	20.89	V

LTE FDD Band 5_Channel Bandwidth 10MHz_16QAM

Frequency (MHz)	P_{Mea} (dBm)	P_{cl} (dB)	Diatance	G_a Antenna Gain(dB)	Peak EIRP (dBm)	Limit (dBm)	Margin (dB)	Polarization
1688.0	-43.06	3.00	3.00	9.58	-36.48	-13.00	23.48	H
2532.0	-43.56	3.03	3.00	10.72	-35.87	-13.00	22.87	H
1688.0	-43.68	3.00	3.00	9.68	-37	-13.00	24	V
2532.0	-41.51	3.03	3.00	10.72	-33.82	-13.00	20.82	V

Series Model No.: T3 Pro

LTE FDD Band 5_Channel Bandwidth 1.4MHz_QPSK

Frequency (MHz)	P_{Mea} (dBm)	P_{cl} (dB)	Diatance	G_a Antenna Gain(dB)	Peak EIRP (dBm)	Limit (dBm)	Margin (dB)	Polarization
1696.6	-42.91	3.00	3.00	9.58	-36.33	-13.00	23.33	H
2544.9	-42.86	3.03	3.00	10.72	-35.17	-13.00	22.17	H
1696.6	-43.41	3.00	3.00	9.68	-36.73	-13.00	23.73	V
2544.9	-41.21	3.03	3.00	10.72	-33.52	-13.00	20.52	V

LTE FDD Band 5_Channel Bandwidth 3MHz_QPSK

Frequency (MHz)	P_{Mea} (dBm)	P_{cl} (dB)	Diatance	G_a Antenna Gain(dB)	Peak EIRP (dBm)	Limit (dBm)	Margin (dB)	Polarization
1695.0	-43.55	3.00	3.00	9.58	-36.97	-13.00	23.97	H
2542.5	-43.08	3.03	3.00	10.72	-35.39	-13.00	22.39	H
1695.0	-43.03	3.00	3.00	9.68	-36.35	-13.00	23.35	V
2542.5	-41.41	3.03	3.00	10.72	-33.72	-13.00	20.72	V

LTE FDD Band 5_Channel Bandwidth 5MHz_QPSK

Frequency (MHz)	P_{Mea} (dBm)	P_{cl} (dB)	Diatance	G_a Antenna Gain(dB)	Peak EIRP (dBm)	Limit (dBm)	Margin (dB)	Polarization
1693.0	-43.03	3.00	3.00	9.58	-36.45	-13.00	23.45	*H*
2539.5	-43.62	3.03	3.00	10.72	-35.93	-13.00	22.93	*H*
1693.0	-43.44	3.00	3.00	9.68	-36.76	-13.00	23.76	*V*
2539.5	-41.76	3.03	3.00	10.72	-34.07	-13.00	21.07	*V*

LTE FDD Band 5_Channel Bandwidth 10MHz_QPSK

Frequency (MHz)	P_{Mea} (dBm)	P_{cl} (dB)	Diatance	G_a Antenna Gain(dB)	Peak EIRP (dBm)	Limit (dBm)	Margin (dB)	Polarization
1688.0	-42.76	3.00	3.00	9.58	-36.18	-13.00	23.18	H
2532.0	-43.7	3.03	3.00	10.72	-36.01	-13.00	23.01	H
1688.0	-43.81	3.00	3.00	9.68	-37.13	-13.00	24.13	V
2532.0	-40.98	3.03	3.00	10.72	-33.29	-13.00	20.29	V

The results shown in this test report refer only to the sample(s) tested unless otherwise stated and the sample(s) are retained for 15 days only. The document is issued by Shenzhen HUAK Testing Technology Co., Ltd., this document cannot be reproduced except in full with our prior written permission.

LTE FDDBand 5_Channel Bandwidth 1.4MHz_16QAM

Frequency (MHz)	P_{Mea} (dBm)	P_{cl} (dB)	Diatance	G_a Antenna Gain(dB)	Peak EIRP (dBm)	Limit (dBm)	Margin (dB)	Polarization
1696.6	-42.68	3.00	3.00	9.58	-36.1	-13.00	23.1	H
2544.9	-42.84	3.03	3.00	10.72	-35.15	-13.00	22.15	H
1696.6	-43.35	3.00	3.00	9.68	-36.67	-13.00	23.67	V
2544.9	-41.28	3.03	3.00	10.72	-33.59	-13.00	20.59	V

LTE FDD Band 5_Channel Bandwidth 3MHz_16QAM

Frequency (MHz)	P_{Mea} (dBm)	P_{cl} (dB)	Diatance	G_a Antenna Gain(dB)	Peak EIRP (dBm)	Limit (dBm)	Margin (dB)	Polarization
1695.0	-43.5	3.00	3.00	9.58	-36.92	-13.00	23.92	H
2542.5	-43.29	3.03	3.00	10.72	-35.6	-13.00	22.6	H
1695.0	-43.5	3.00	3.00	9.68	-36.82	-13.00	23.82	V
2542.5	-41.1	3.03	3.00	10.72	-33.41	-13.00	20.41	V

LTE FDD Band 5_Channel Bandwidth 5MHz_16QAM

Frequency (MHz)	P_{Mea} (dBm)	P_{cl} (dB)	Diatance	G_a Antenna Gain(dB)	Peak EIRP (dBm)	Limit (dBm)	Margin (dB)	Polarization
1693.0	-42.78	3.00	3.00	9.58	-36.2	-13.00	23.2	H
2539.5	-43.69	3.03	3.00	10.72	-36	-13.00	23	H
1693.0	-43.62	3.00	3.00	9.68	-36.94	-13.00	23.94	V
2539.5	-40.96	3.03	3.00	10.72	-33.27	-13.00	20.27	V

LTE FDD Band 5_Channel Bandwidth 10MHz_16QAM

Frequency (MHz)	P_{Mea} (dBm)	P_{cl} (dB)	Diatance	G_a Antenna Gain(dB)	Peak EIRP (dBm)	Limit (dBm)	Margin (dB)	Polarization
1688.0	-42.66	3.00	3.00	9.58	-36.08	-13.00	23.08	H
2532.0	-43.21	3.03	3.00	10.72	-35.52	-13.00	22.52	H
1688.0	-43.47	3.00	3.00	9.68	-36.79	-13.00	23.79	V
2532.0	-41.21	3.03	3.00	10.72	-33.52	-13.00	20.52	V

Series Model No.: P8 Pro

LTE FDD Band 5_Channel Bandwidth 1.4MHz_QPSK

Frequency (MHz)	P_{Mea} (dBm)	P_{cl} (dB)	Diatance	G_a Antenna Gain(dB)	Peak EIRP (dBm)	Limit (dBm)	Margin (dB)	Polarization
1696.6	-42.96	3.00	3.00	9.58	-36.38	-13.00	23.38	H
2544.9	-43.28	3.03	3.00	10.72	-35.59	-13.00	22.59	H
1696.6	-43.28	3.00	3.00	9.68	-36.6	-13.00	23.6	V
2544.9	-41.49	3.03	3.00	10.72	-33.8	-13.00	20.8	V

LTE FDD Band 5_Channel Bandwidth 3MHz_QPSK

Frequency (MHz)	P_{Mea} (dBm)	P_{cl} (dB)	Diatance	G_a Antenna Gain(dB)	Peak EIRP (dBm)	Limit (dBm)	Margin (dB)	Polarization
1695.0	-43.27	3.00	3.00	9.58	-36.69	-13.00	23.69	H
2542.5	-43.42	3.03	3.00	10.72	-35.73	-13.00	22.73	H
1695.0	-43.8	3.00	3.00	9.68	-37.12	-13.00	24.12	V
2542.5	-41	3.03	3.00	10.72	-33.31	-13.00	20.31	V

The results shown in this test report refer only to the sample(s) tested unless otherwise stated and the sample(s) are retained for 15 days only. The document is issued by Shenzhen HUAK Testing Technology Co., Ltd., this document cannot be reproduced except in full with our prior written permission.

LTE FDD Band 5_Channel Bandwidth 5MHz_QPSK

Frequency (MHz)	P_{Mea} (dBm)	P_{cl} (dB)	Diatance	G_a Antenna Gain(dB)	Peak EIRP (dBm)	Limit (dBm)	Margin (dB)	Polarization
1693.0	-43.2	3.00	3.00	9.58	-36.62	-13.00	23.62	*H*
2539.5	-43.22	3.03	3.00	10.72	-35.53	-13.00	22.53	*H*
1693.0	-43.29	3.00	3.00	9.68	-36.61	-13.00	23.61	*V*
2539.5	-41.35	3.03	3.00	10.72	-33.66	-13.00	20.66	*V*

LTE FDD Band 5_Channel Bandwidth 10MHz_QPSK

Frequency (MHz)	P_{Mea} (dBm)	P_{cl} (dB)	Diatance	G_a Antenna Gain(dB)	Peak EIRP (dBm)	Limit (dBm)	Margin (dB)	Polarization
1688.0	-42.72	3.00	3.00	9.58	-36.14	-13.00	23.14	H
2532.0	-42.93	3.03	3.00	10.72	-35.24	-13.00	22.24	H
1688.0	-43.18	3.00	3.00	9.68	-36.5	-13.00	23.5	V
2532.0	-41.81	3.03	3.00	10.72	-34.12	-13.00	21.12	V

LTE FDDBand 5_Channel Bandwidth 1.4MHz_16QAM

Frequency (MHz)	P_{Mea} (dBm)	P_{cl} (dB)	Diatance	G_a Antenna Gain(dB)	Peak EIRP (dBm)	Limit (dBm)	Margin (dB)	Polarization
1696.6	-42.68	3.00	3.00	9.58	-36.1	-13.00	23.1	H
2544.9	-43.38	3.03	3.00	10.72	-35.69	-13.00	22.69	H
1696.6	-43.11	3.00	3.00	9.68	-36.43	-13.00	23.43	V
2544.9	-41.1	3.03	3.00	10.72	-33.41	-13.00	20.41	V

LTE FDD Band 5_Channel Bandwidth 3MHz_16QAM

Frequency (MHz)	P_{Mea} (dBm)	P_{cl} (dB)	Diatance	G_a Antenna Gain(dB)	Peak EIRP (dBm)	Limit (dBm)	Margin (dB)	Polarization
1695.0	-42.79	3.00	3.00	9.58	-36.21	-13.00	23.21	H
2542.5	-43.25	3.03	3.00	10.72	-35.56	-13.00	22.56	H
1695.0	-43.22	3.00	3.00	9.68	-36.54	-13.00	23.54	V
2542.5	-41.57	3.03	3.00	10.72	-33.88	-13.00	20.88	V

LTE FDD Band 5_Channel Bandwidth 5MHz_16QAM

Frequency (MHz)	P_{Mea} (dBm)	P_{cl} (dB)	Diatance	G_a Antenna Gain(dB)	Peak EIRP (dBm)	Limit (dBm)	Margin (dB)	Polarization
1693.0	-42.83	3.00	3.00	9.58	-36.25	-13.00	23.25	H
2539.5	-43.74	3.03	3.00	10.72	-36.05	-13.00	23.05	H
1693.0	-43.26	3.00	3.00	9.68	-36.58	-13.00	23.58	V
2539.5	-41.79	3.03	3.00	10.72	-34.1	-13.00	21.1	V

LTE FDD Band 5_Channel Bandwidth 10MHz_16QAM

Frequency (MHz)	P_{Mea} (dBm)	P_{cl} (dB)	Diatance	G_a Antenna Gain(dB)	Peak EIRP (dBm)	Limit (dBm)	Margin (dB)	Polarization
1688.0	-42.69	3.00	3.00	9.58	-36.11	-13.00	23.11	H
2532.0	-42.95	3.03	3.00	10.72	-35.26	-13.00	22.26	H
1688.0	-43.41	3.00	3.00	9.68	-36.73	-13.00	23.73	V
2532.0	-41.1	3.03	3.00	10.72	-33.41	-13.00	20.41	V

The results shown in this test report refer only to the sample(s) tested unless otherwise stated and the sample(s) are retained for 15 days only. The document is issued by Shenzhen HUAK Testing Technology Co., Ltd., this document cannot be reproduced except in full with our prior written permission.

4.7 Frequency Stability

LIMIT

According to §24.235, §2.1055 requirement, the frequency stability shall be sufficient to ensure that the fundamental emissions stay within the authorized bands of operation and should not exceed 2.5ppm.

TEST CONFIGURATION

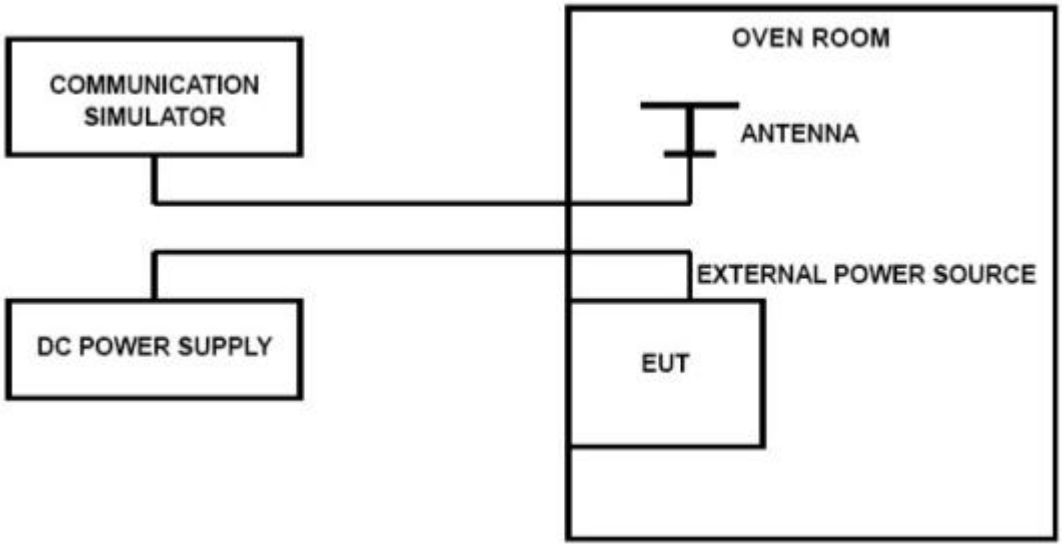

TEST PROCEDURE

The EUT was setup according to EIA/TIA 603D.

Frequency Stability Under Temperature Variations:
In order to measure the carrier frequency under the condition of AFC lock, it is necessary to make measurements with the EUT in a “call mode”. This is accomplished with the use of R&S CMW500 DIGITAL RADIO COMMUNICATION TESTER.
1. Measure the carrier frequency at room temperature.
2. Subject the EUT to overnight soak at -30℃.
3. With the EUT, powered via nominal voltage, connected to the CMW500 and in a simulated call on middle channel for LTE Band 5, measure the carrier frequency. These measurements should be made within 2 minutes of Powering up the EUT, to prevent significant self-warming.
4. Repeat the above measurements at 10℃ increments from -30℃ to +50℃. Allow at least 1.5 hours at each temperature, unpowered, before making measurements.
5. Re-measure carrier frequency at room temperature with nominal voltage. Vary supply voltage from minimum voltage to maximum voltage, in 0.1Volt increments re-measuring carrier frequency at each voltage. Pause at nominal voltage for 1.5 hours unpowered, to allow any self-heating to stabilize, before continuing.
6. Subject the EUT to overnight soak at +50℃.
7. With the EUT, powered via nominal voltage, connected to the CMW500 and in a simulated call on the centre channel, measure the carrier frequency. These measurements should be made within 2 minutes of Powering up the EUT, to prevent significant self-warming.
8. Repeat the above measurements at 10 ℃ increments from +50℃ to -30℃. Allow at least 1.5 hours at each temperature, unpowered, before making measurements.
9. At all temperature levels hold the temperature to +/- 0.5℃ during the measurement procedure.

The results shown in this test report refer only to the sample(s) tested unless otherwise stated and the sample(s) are retained for 15 days only. The document is issued by Shenzhen HUAK Testing Technology Co., Ltd., this document cannot be reproduced except in full with our prior written permission.

Frequency Stability Under Voltage Variations:
Set chamber temperature to 20℃. Use a variable AC power supply / DC power source to power the EUT and set the voltage to rated voltage. Set the spectrum analyzer RBW low enough to obtain the desired frequency resolution and recorded the frequency.
Reduce the input voltage to specify extreme voltage variation (±15%) and endpoint, recordthe maximum frequency change.

TEST RESULTS

Remark:
1. We testedall RB Configuration refer 3GPP TS136 521 for each Channel Bandwidth of LTE FDD Band 5; recorded worst case.

LTE Band 5, 1.4MHz bandwidth , QPSK (worst case of all bandwidths)

LTE FDD Band 5					
DC Power(V)	**Temperature (℃)**	**Frequency error(Hz)**	**Frequency error(ppm)**	**Limit (ppm)**	**Verdict**
4.25	20	-12.42	-0.015060	±2.50	PASS
5.0	20	-10.49	-0.012720	±2.50	PASS
5.75	20	-11.76	-0.014260	±2.50	PASS
5.0	-30	9.38	0.011374	±2.50	PASS
5.0	-20	-11.79	-0.014296	±2.50	PASS
5.0	-10	-10.53	-0.012768	±2.50	PASS
5.0	0	-9.73	-0.011798	±2.50	PASS
5.0	10	-12.03	-0.014587	±2.50	PASS
5.0	20	-11.14	-0.013508	±2.50	PASS
5.0	30	-6.59	-0.007878	±2.50	PASS
5.0	40	-13.62	-0.016282	±2.50	PASS
5.0	50	10.86	0.012983	±2.50	PASS

LTE Band 5, 1.4MHz bandwidth, 16QAM (worst case of all bandwidths)

LTE FDD Band 5					
DC Power(V)	**Temperature (℃)**	**Frequency error(Hz)**	**Frequency error(ppm)**	**Limit (ppm)**	**Verdict**
4.25	20	-11.86	-0.014381	±2.50	PASS
5.0	20	-5.72	-0.006936	±2.50	PASS
5.75	20	-11.87	-0.014393	±2.50	PASS
5.0	-30	-7.88	-0.009555	±2.50	PASS
5.0	-20	-15.01	-0.018201	±2.50	PASS
5.0	-10	-11.03	-0.013375	±2.50	PASS
5.0	0	-11.57	-0.014029	±2.50	PASS
5.0	10	-5.66	-0.006863	±2.50	PASS
5.0	20	-11.83	-0.014345	±2.50	PASS
5.0	30	-9.16	-0.010950	±2.50	PASS
5.0	40	2.83	0.003383	±2.50	PASS
5.0	50	-10.03	-0.011990	±2.50	PASS

The results shown in this test report refer only to the sample(s) tested unless otherwise stated and the sample(s) are retained for 15 days only. The document is issued by Shenzhen HUAK Testing Technology Co., Ltd., this document cannot be reproduced except in full with our prior written permission.

5 Test Setup Photos of the EUT

Test Model No.: S25 Ultra
Radiated Emissions





The results shown in this test report refer only to the sample(s) tested unless otherwise stated and the sample(s) are retained for 15 days only. The document is issued by Shenzhen HUAK Testing Technology Co., Ltd., this document cannot be reproduced except in full with our prior written permission.

RF Conducted Emission



The results shown in this test report refer only to the sample(s) tested unless otherwise stated and the sample(s) are retained for 15 days only. The document is issued by Shenzhen HUAK Testing Technology Co., Ltd., this document cannot be reproduced except in full with our prior written permission.

Series Model No.: R12 pro
Radiated Emissions



The results shown in this test report refer only to the sample(s) tested unless otherwise stated and the sample(s) are retained for 15 days only. The document is issued by Shenzhen HUAK Testing Technology Co., Ltd., this document cannot be reproduced except in full with our prior written permission.