LTE FDD Band 66-1.4MHz Channel Bandwidth	
High Channel	
QPSK	16QAM
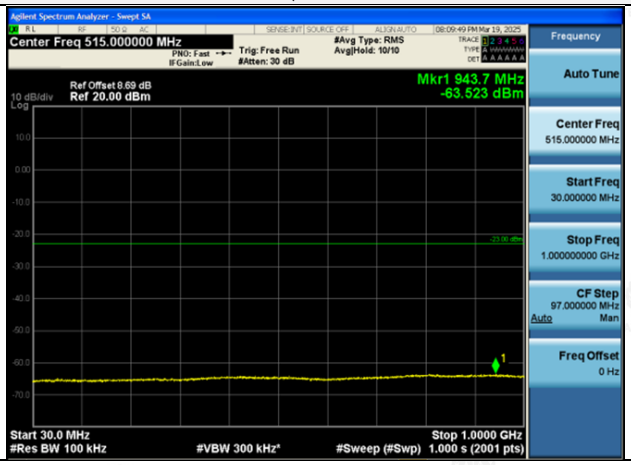	
30MHz~1GHz	30MHz~1GHz
	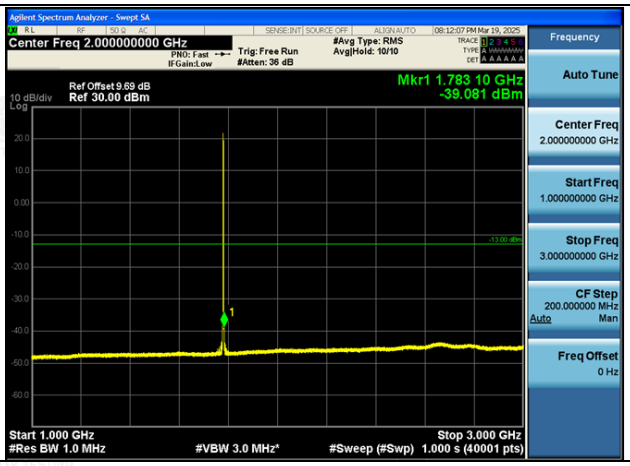
1GHz~3GHz	1GHz~3GHz
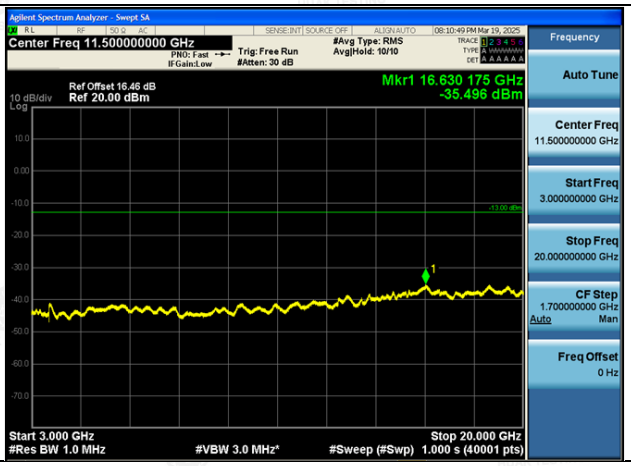	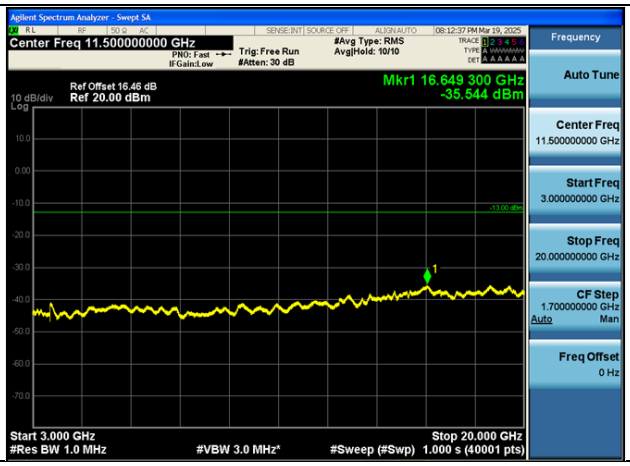
3GHz~20GHz	3GHz~20GHz
1RB#0	1RB#0

The results shown in this test report refer only to the sample(s) tested unless otherwise stated and the sample(s) are retained for 15 days only. The document is issued by Shenzhen HUAK Testing Technology Co., Ltd., this document cannot be reproduced except in full with our prior written permission.

LTE FDD Band 66-3MHz Channel Bandwidth	
Low Channel	
QPSK	16QAM
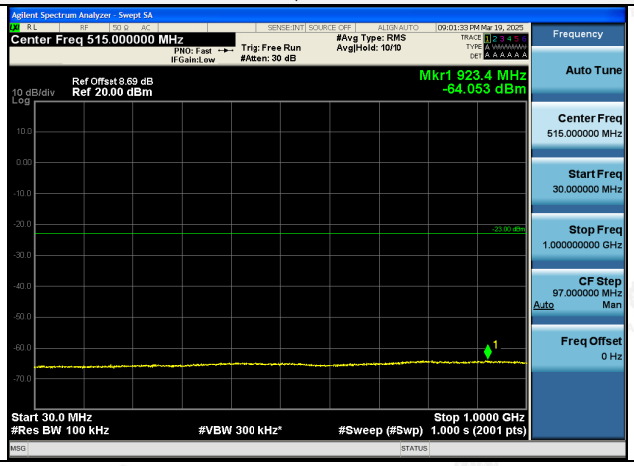	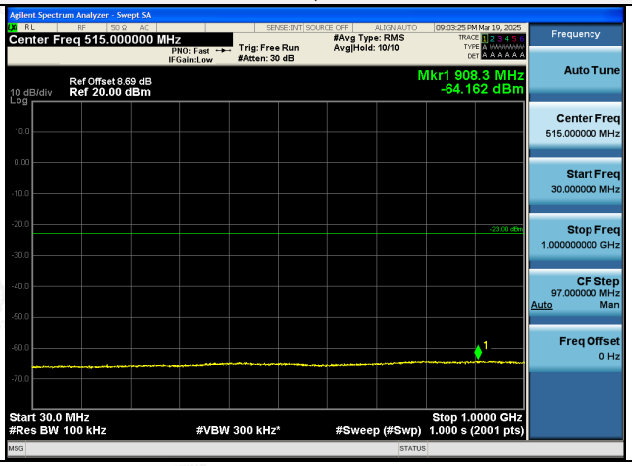
30MHz~1GHz	30MHz~1GHz
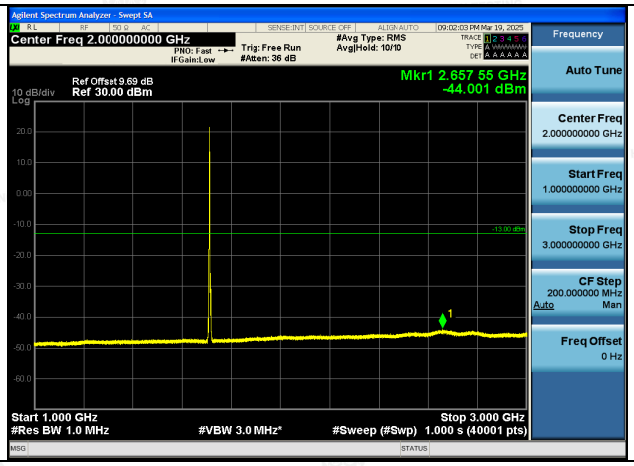	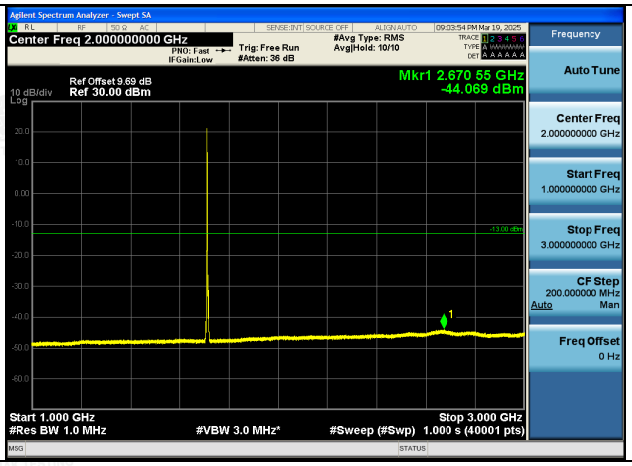
1GHz~3GHz	1GHz~3GHz
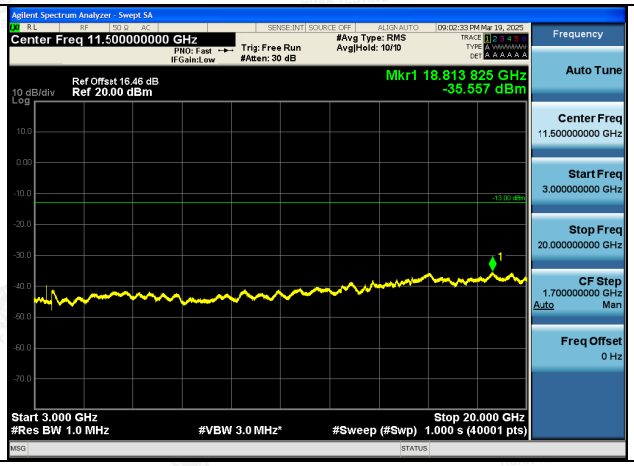	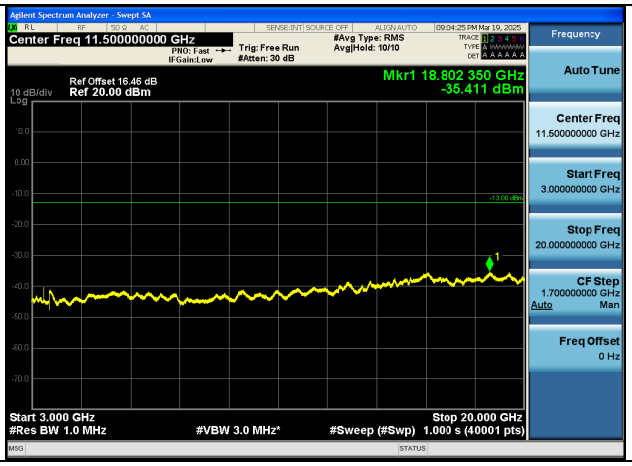
3GHz~20GHz	3GHz~20GHz
1RB#0	1RB#0

The results shown in this test report refer only to the sample(s) tested unless otherwise stated and the sample(s) are retained for 15 days only. The document is issued by Shenzhen HUAK Testing Technology Co., Ltd., this document cannot be reproduced except in full with our prior written permission.

LTE FDD Band 66-3MHz Channel Bandwidth	
Middle Channel	
QPSK	16QAM
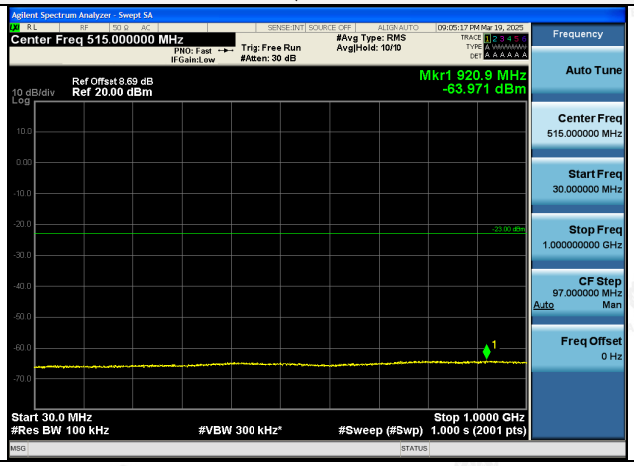	
30MHz~1GHz	30MHz~1GHz
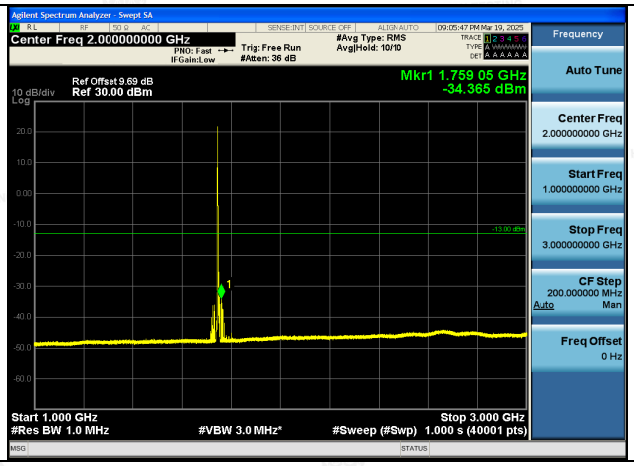	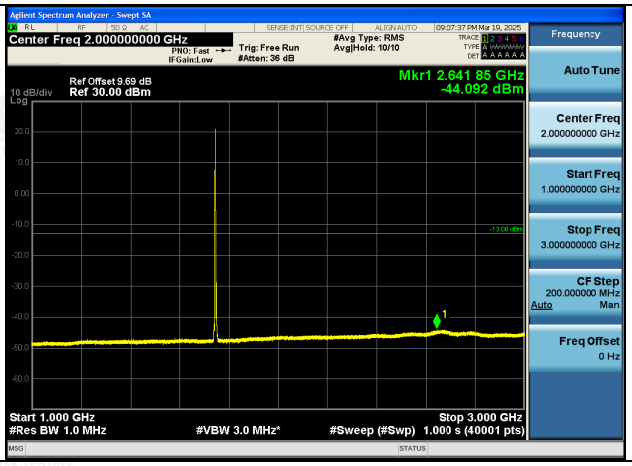
1GHz~3GHz	1GHz~3GHz
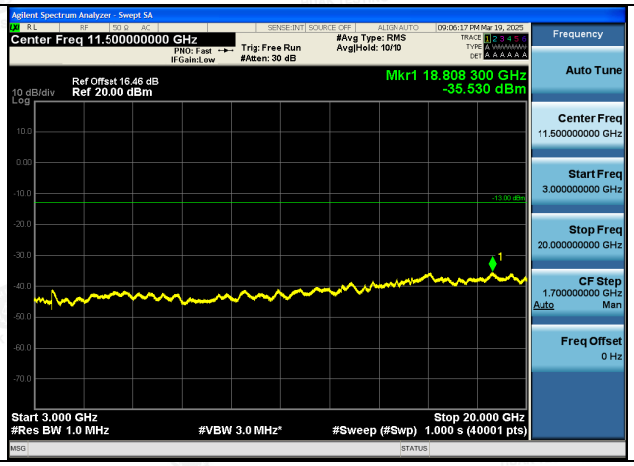	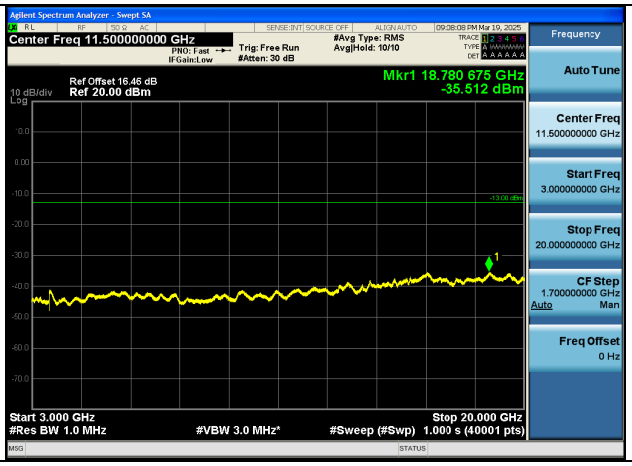
3GHz~20GHz	3GHz~20GHz
1RB#0	1RB#0

The results shown in this test report refer only to the sample(s) tested unless otherwise stated and the sample(s) are retained for 15 days only. The document is issued by Shenzhen HUAK Testing Technology Co., Ltd., this document cannot be reproduced except in full with our prior written permission.

LTE FDD Band 66-3MHz Channel Bandwidth	
High Channel	
QPSK	16QAM
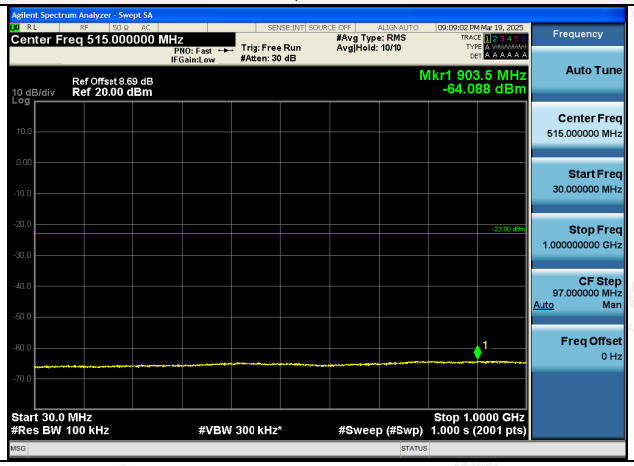	
30MHz~1GHz	30MHz~1GHz
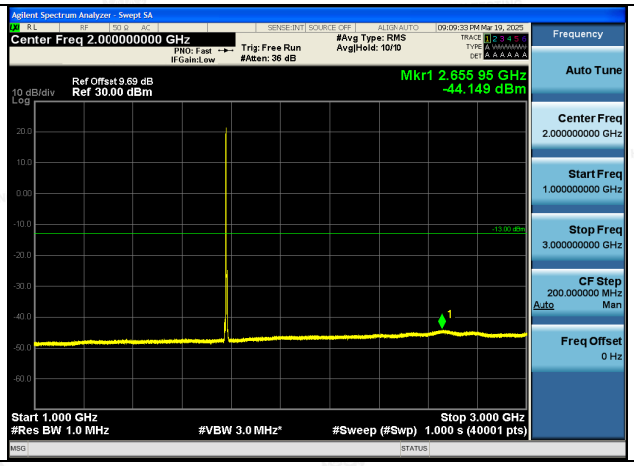	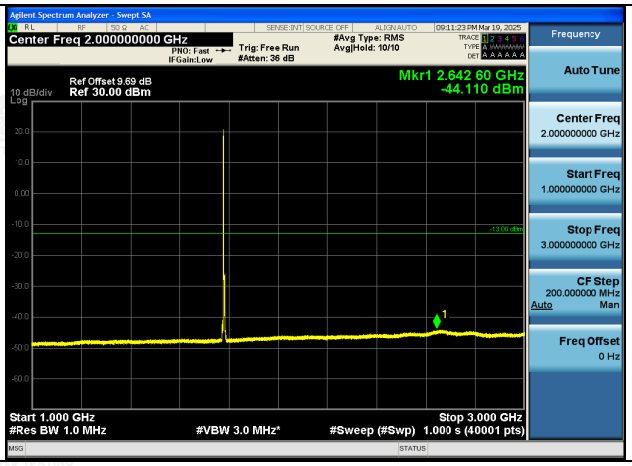
1GHz~3GHz	1GHz~3GHz
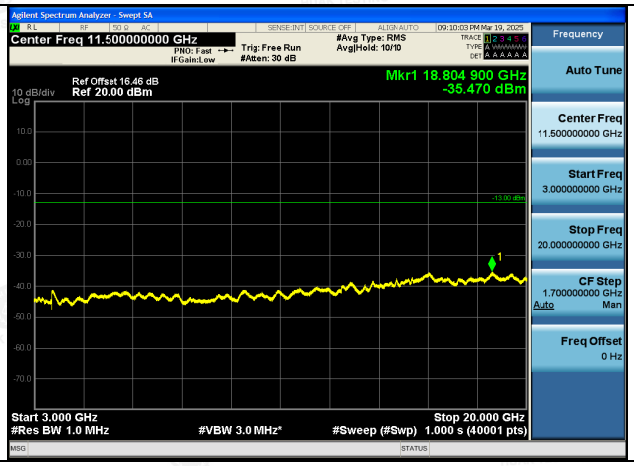	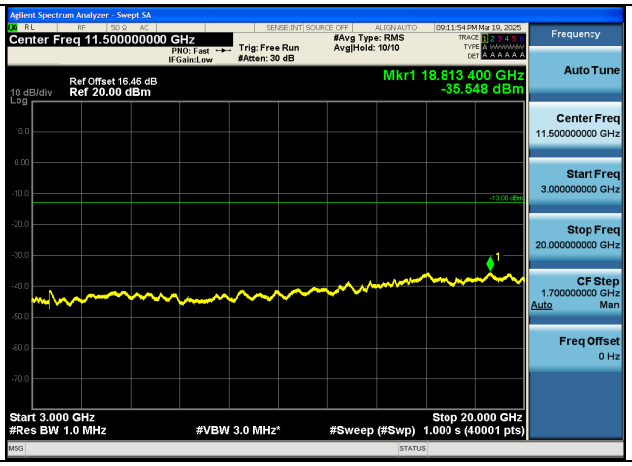
3GHz~20GHz	3GHz~20GHz
1RB#0	1RB#0

The results shown in this test report refer only to the sample(s) tested unless otherwise stated and the sample(s) are retained for 15 days only. The document is issued by Shenzhen HUAK Testing Technology Co., Ltd., this document cannot be reproduced except in full with our prior written permission.

LTE FDD Band 66-5MHz Channel Bandwidth	
Low Channel	
QPSK	16QAM
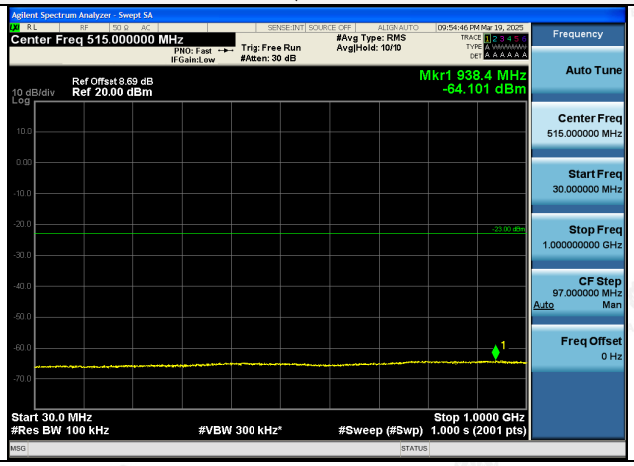	
30MHz~1GHz	30MHz~1GHz
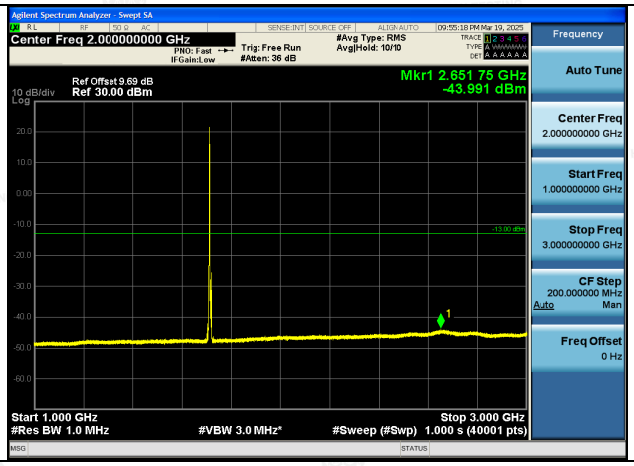	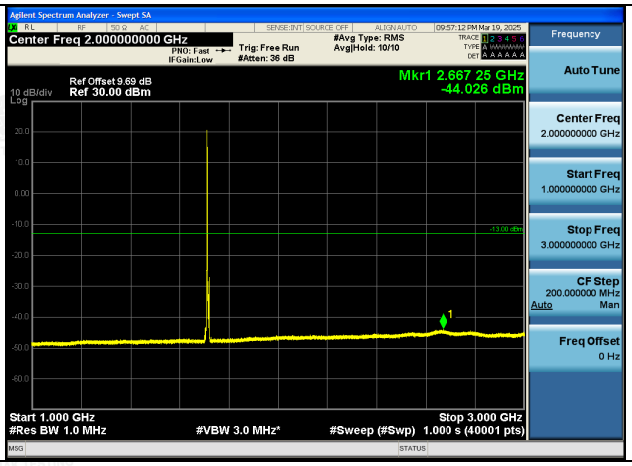
1GHz~3GHz	1GHz~3GHz
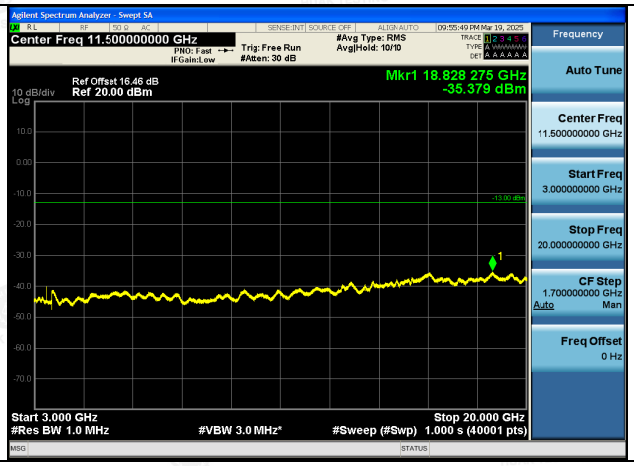	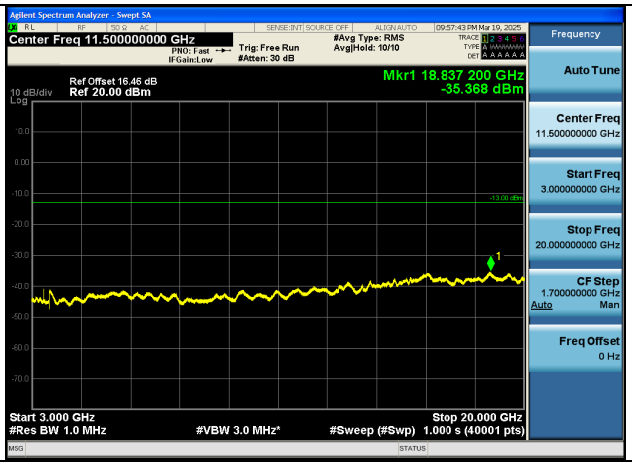
3GHz~20GHz	3GHz~20GHz
1RB#0	1RB#0

The results shown in this test report refer only to the sample(s) tested unless otherwise stated and the sample(s) are retained for 15 days only. The document is issued by Shenzhen HUAK Testing Technology Co., Ltd., this document cannot be reproduced except in full with our prior written permission.

LTE FDD Band 66-5MHz Channel Bandwidth	
Middle Channel	
QPSK	16QAM
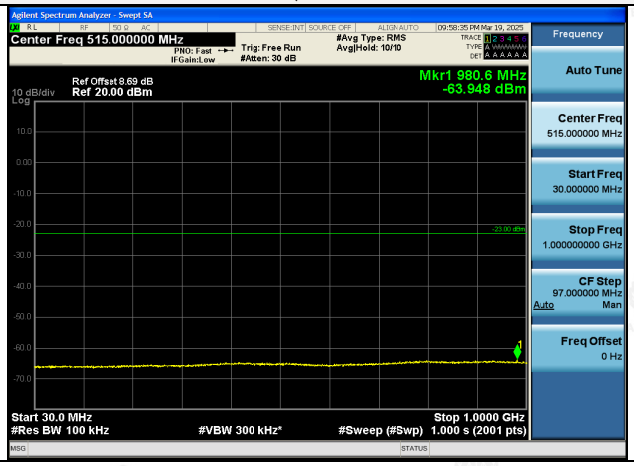	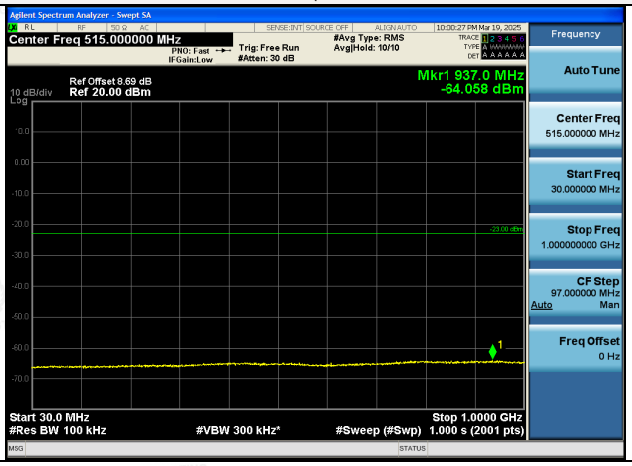
30MHz~1GHz	30MHz~1GHz
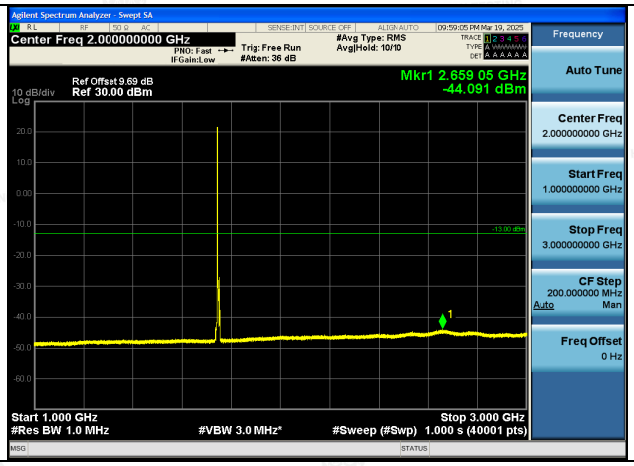	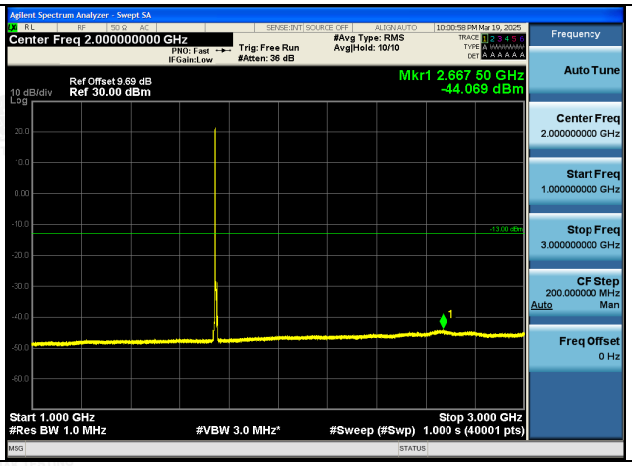
1GHz~3GHz	1GHz~3GHz
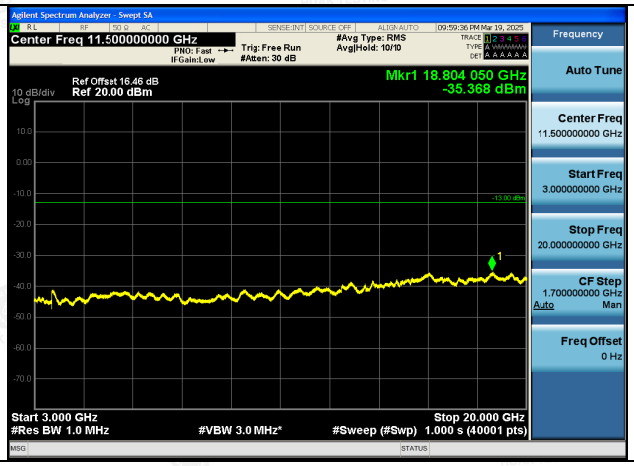	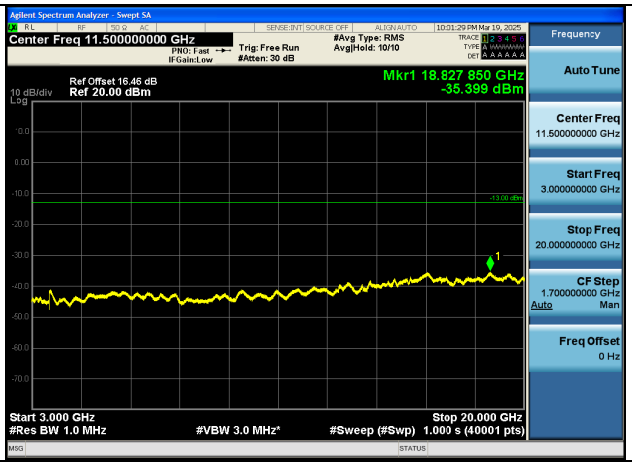
3GHz~20GHz	3GHz~20GHz
1RB#0	1RB#0

The results shown in this test report refer only to the sample(s) tested unless otherwise stated and the sample(s) are retained for 15 days only. The document is issued by Shenzhen HUAK Testing Technology Co., Ltd., this document cannot be reproduced except in full with our prior written permission.

LTE FDD Band 66-5MHz Channel Bandwidth	
High Channel	
QPSK	16QAM
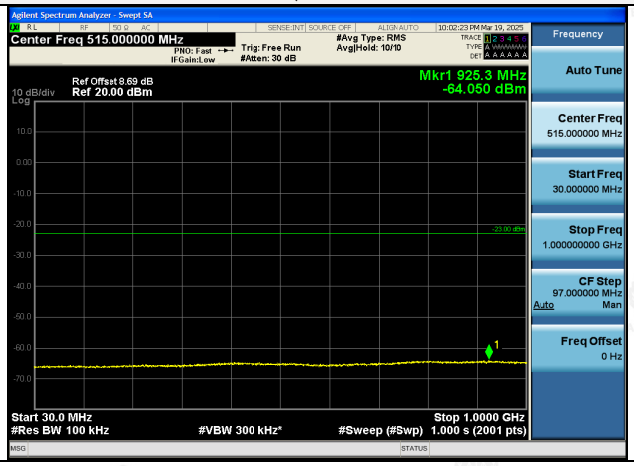	
30MHz~1GHz	30MHz~1GHz
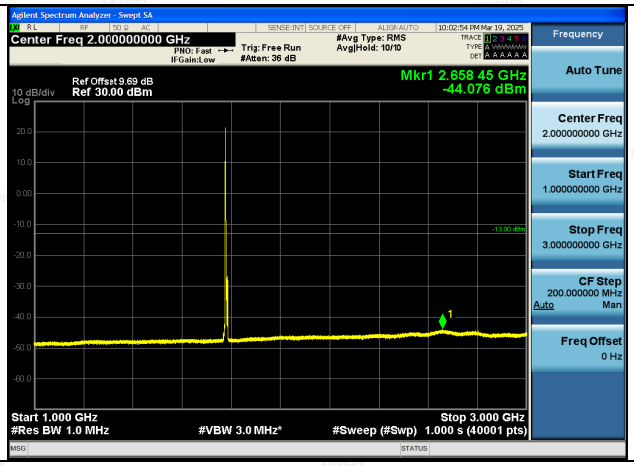	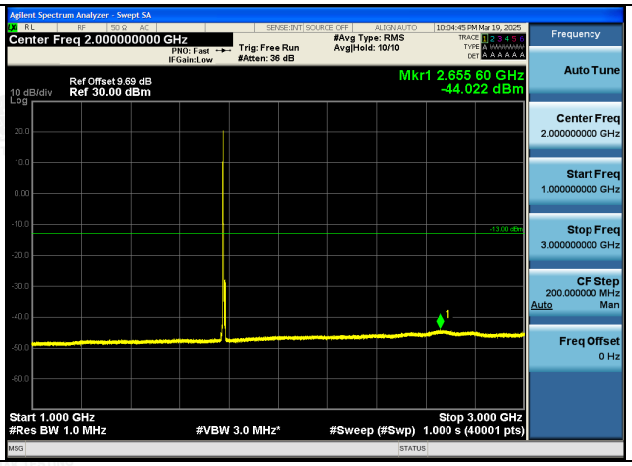
1GHz~3GHz	1GHz~3GHz
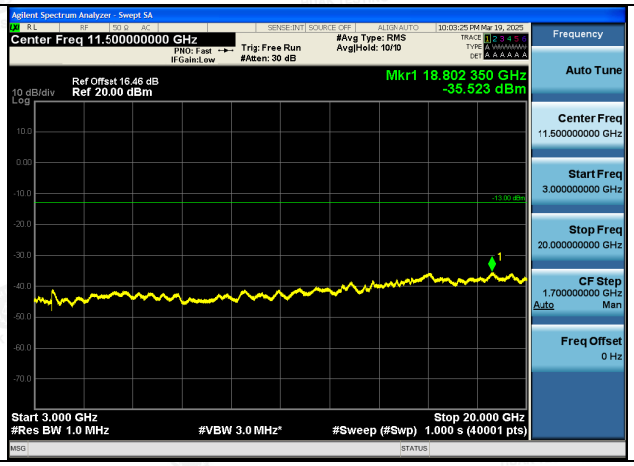	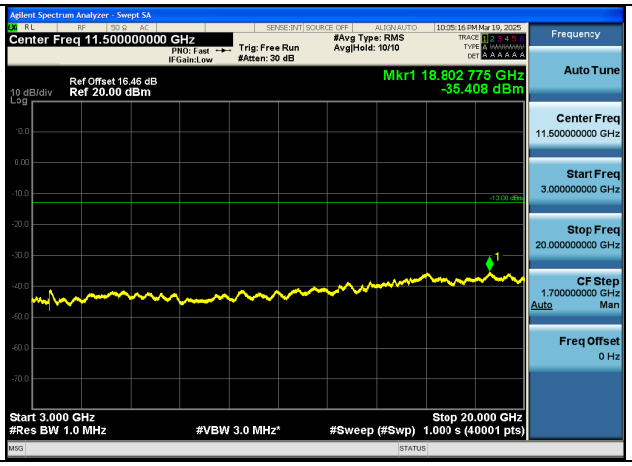
3GHz~20GHz	3GHz~20GHz
1RB#0	1RB#0

The results shown in this test report refer only to the sample(s) tested unless otherwise stated and the sample(s) are retained for 15 days only. The document is issued by Shenzhen HUAK Testing Technology Co., Ltd., this document cannot be reproduced except in full with our prior written permission.

LTE FDD Band 66-10MHz Channel Bandwidth	
Low Channel	
QPSK	16QAM
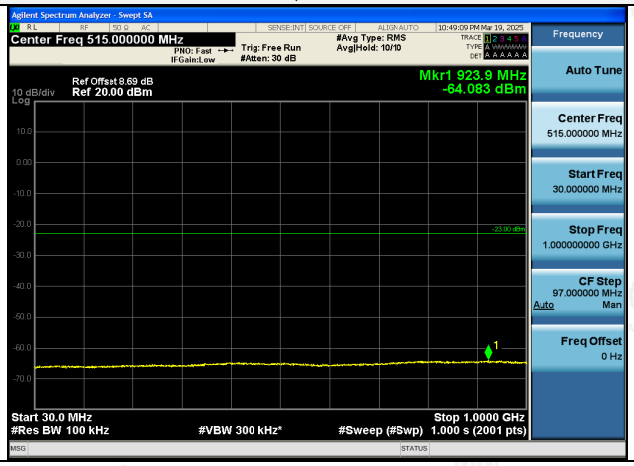	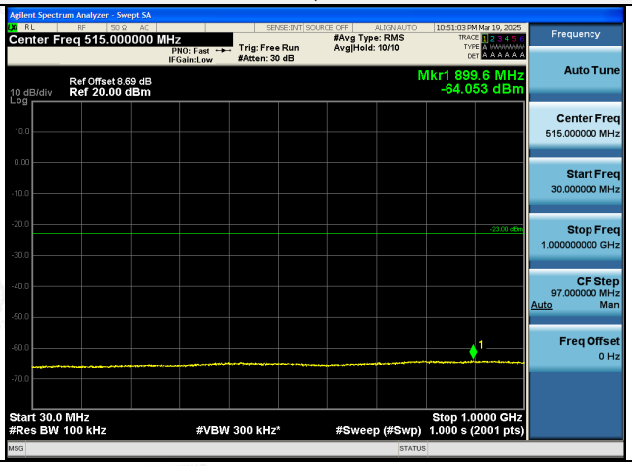
30MHz~1GHz	30MHz~1GHz
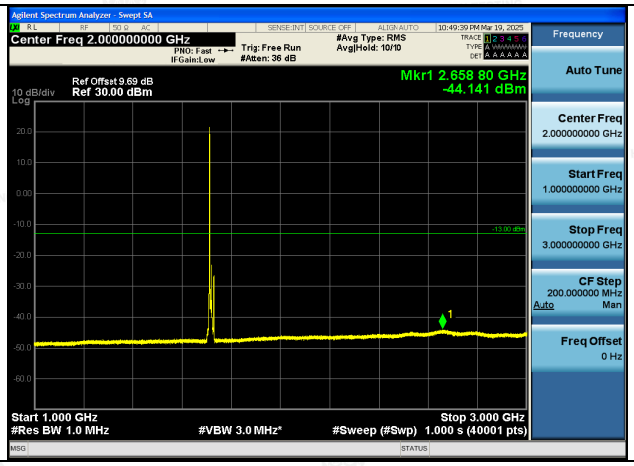	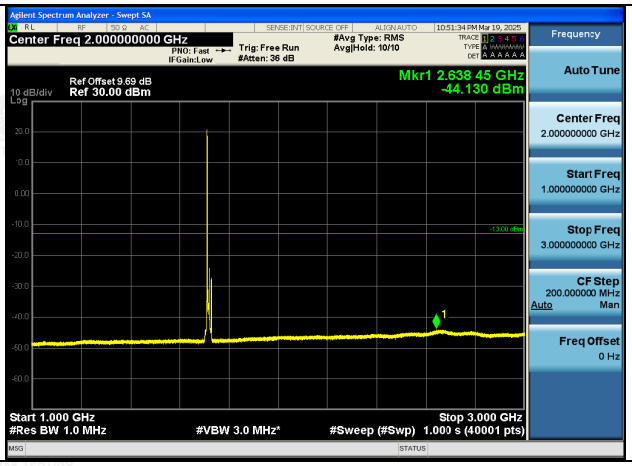
1GHz~3GHz	1GHz~3GHz
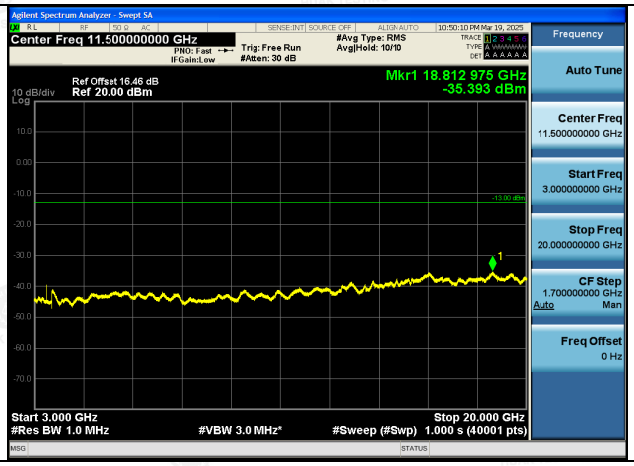	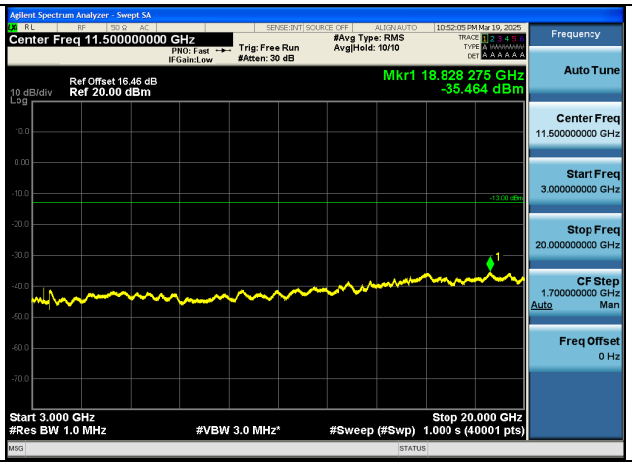
3GHz~20GHz	3GHz~20GHz
1RB#0	1RB#0

The results shown in this test report refer only to the sample(s) tested unless otherwise stated and the sample(s) are retained for 15 days only. The document is issued by Shenzhen HUAK Testing Technology Co., Ltd., this document cannot be reproduced except in full with our prior written permission.

LTE FDD Band 66-10MHz Channel Bandwidth	
Middle Channel	
QPSK	16QAM
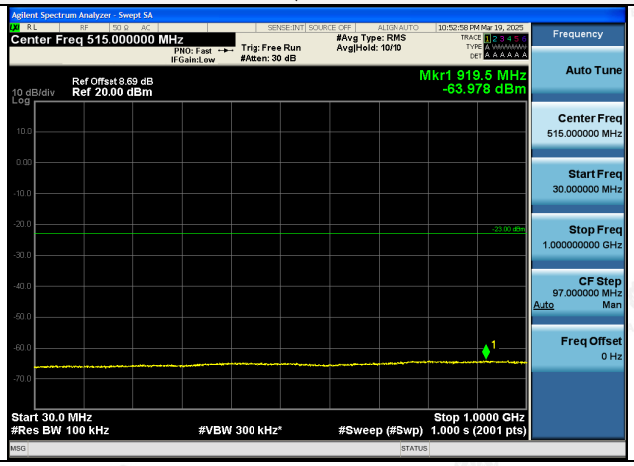	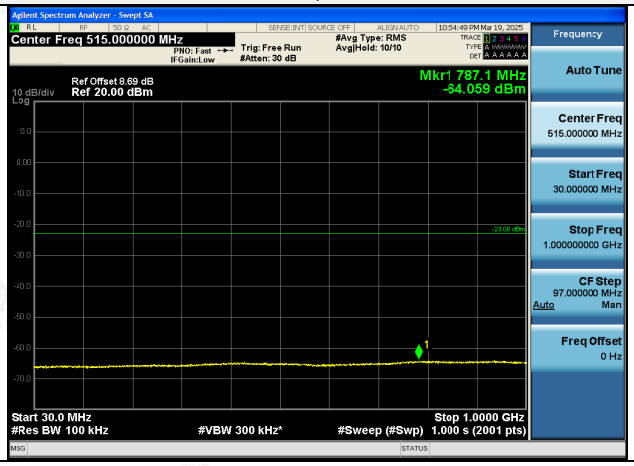
30MHz~1GHz	30MHz~1GHz
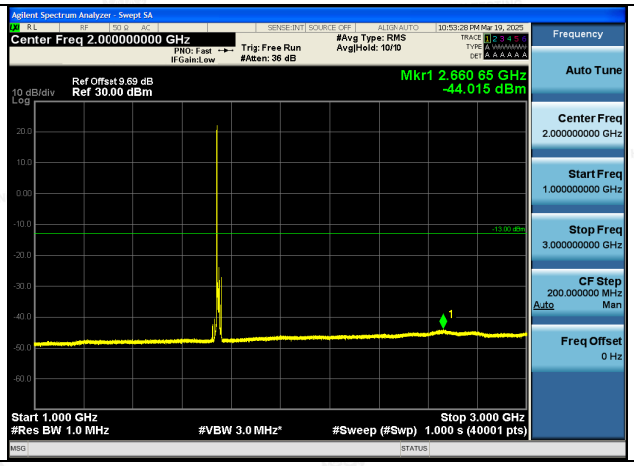	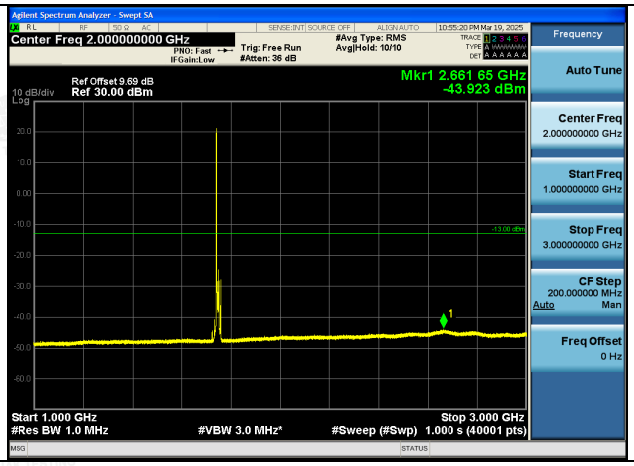
1GHz~3GHz	1GHz~3GHz
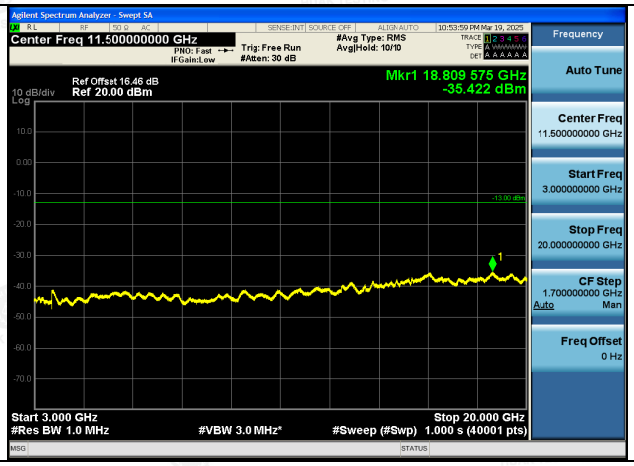	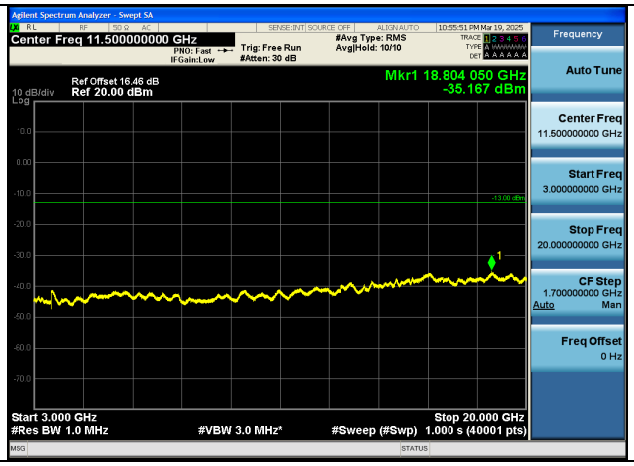
3GHz~20GHz	3GHz~20GHz
1RB#0	1RB#0

The results shown in this test report refer only to the sample(s) tested unless otherwise stated and the sample(s) are retained for 15 days only. The document is issued by Shenzhen HUAK Testing Technology Co., Ltd., this document cannot be reproduced except in full with our prior written permission.

LTE FDD Band 66-10MHz Channel Bandwidth	
High Channel	
QPSK	16QAM
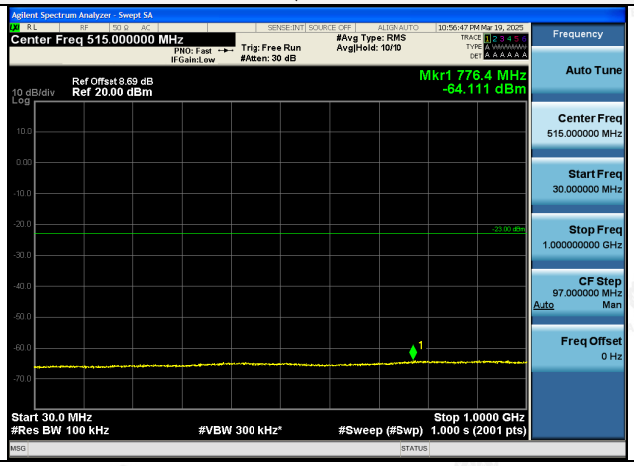	
30MHz~1GHz	30MHz~1GHz
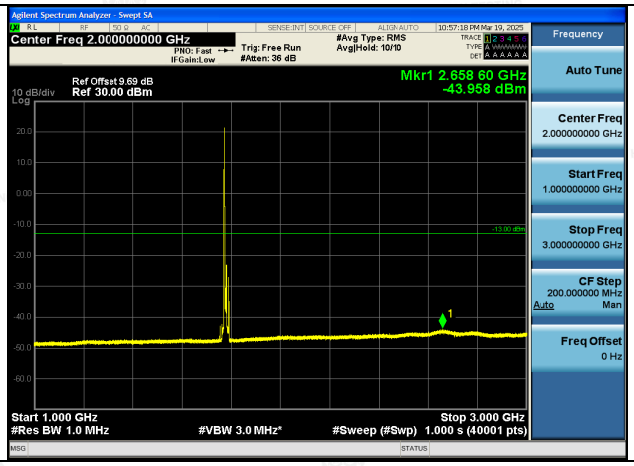	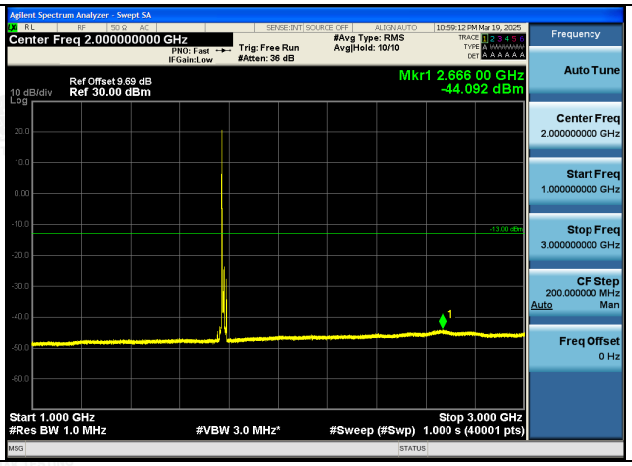
1GHz~3GHz	1GHz~3GHz
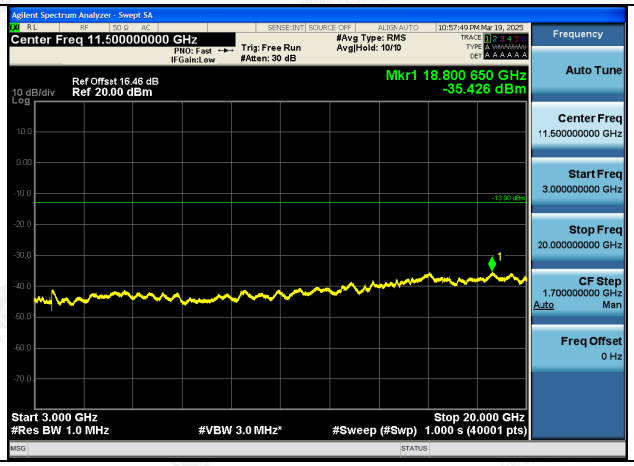	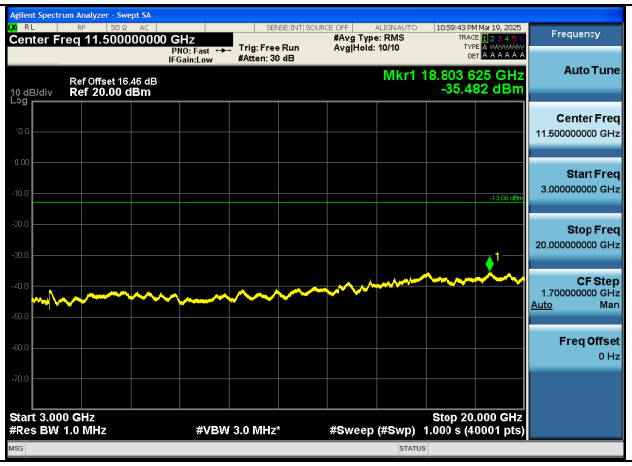
3GHz~20GHz	3GHz~20GHz
1RB#0	1RB#0

The results shown in this test report refer only to the sample(s) tested unless otherwise stated and the sample(s) are retained for 15 days only. The document is issued by Shenzhen HUAK Testing Technology Co., Ltd., this document cannot be reproduced except in full with our prior written permission.

LTE FDD Band 66-15MHz Channel Bandwidth	
Low Channel	
QPSK	16QAM
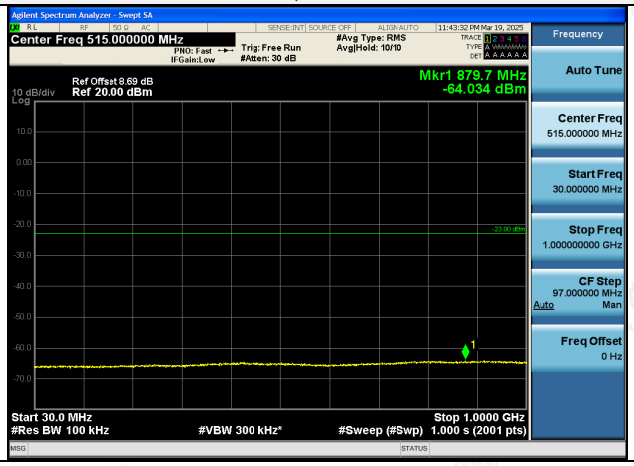	
30MHz~1GHz	30MHz~1GHz
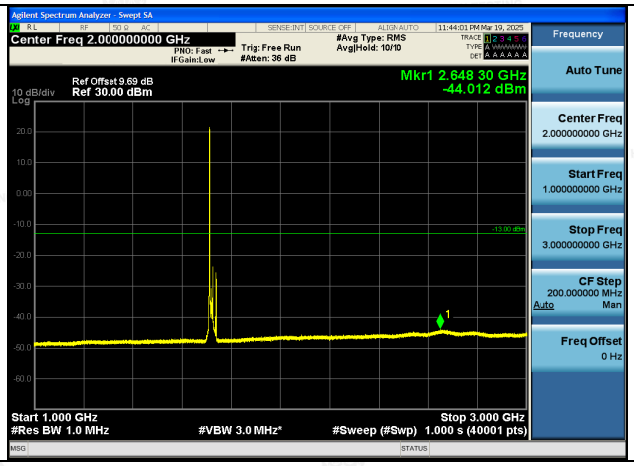	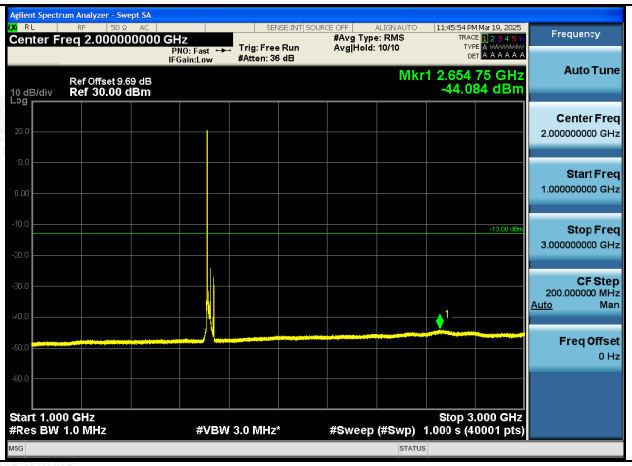
1GHz~3GHz	1GHz~3GHz
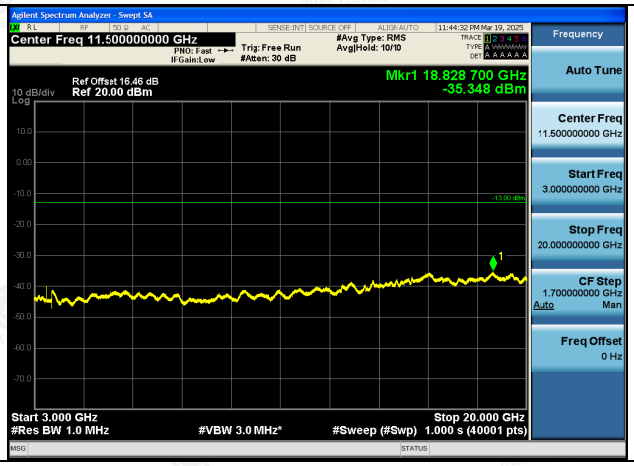	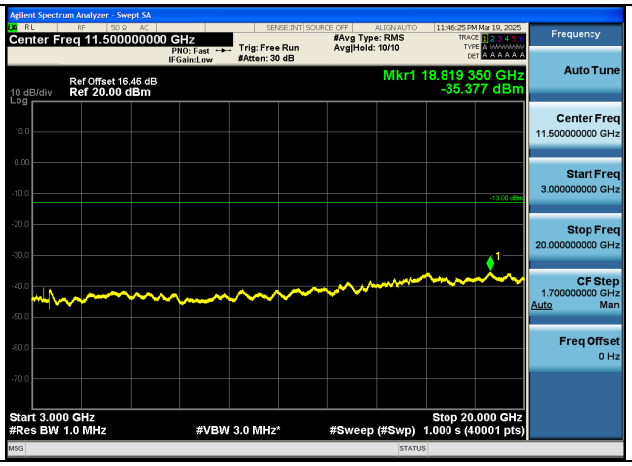
3GHz~20GHz	3GHz~20GHz
1RB#0	1RB#0

The results shown in this test report refer only to the sample(s) tested unless otherwise stated and the sample(s) are retained for 15 days only. The document is issued by Shenzhen HUAK Testing Technology Co., Ltd., this document cannot be reproduced except in full with our prior written permission.

LTE FDD Band 66-15MHz Channel Bandwidth	
Middle Channel	
QPSK	16QAM
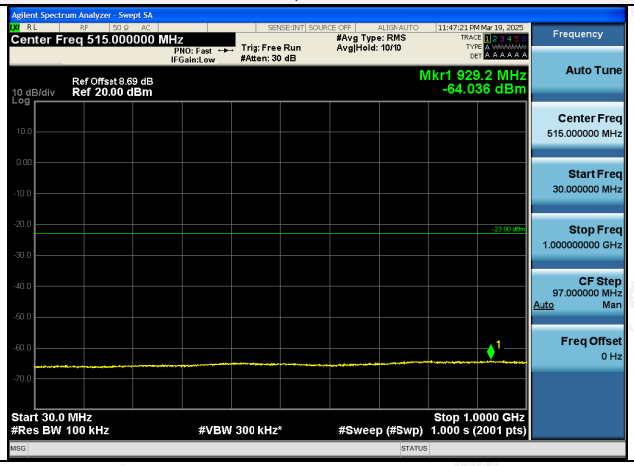	
30MHz~1GHz	30MHz~1GHz
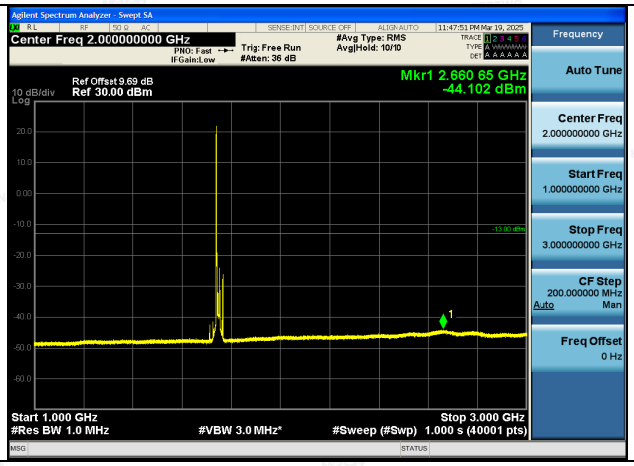	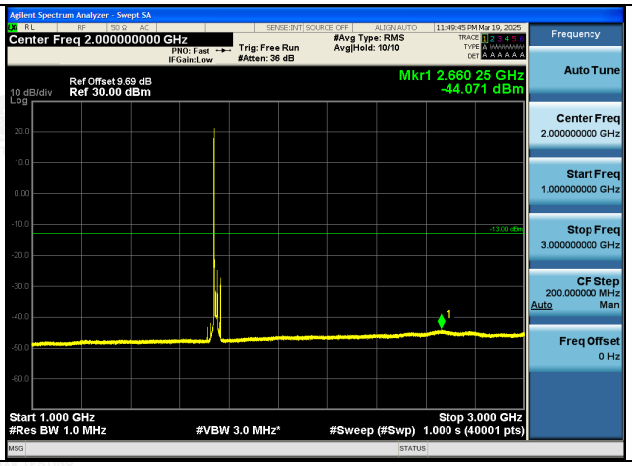
1GHz~3GHz	1GHz~3GHz
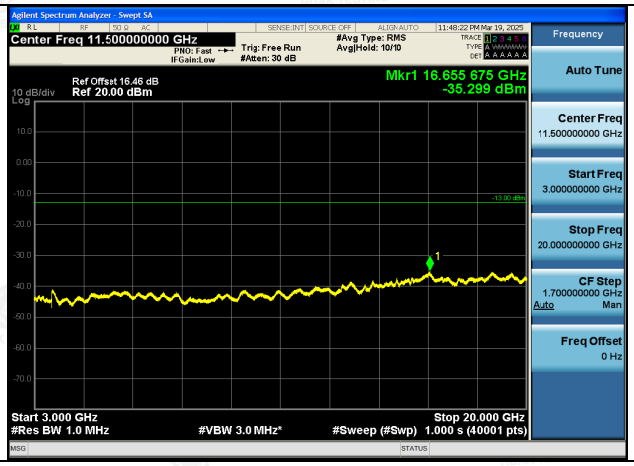	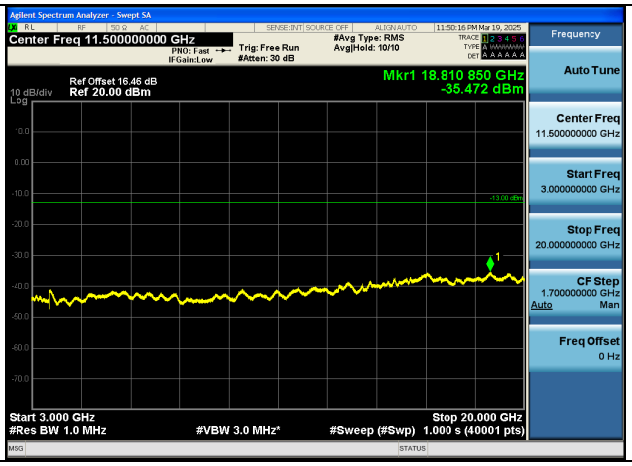
3GHz~20GHz	3GHz~20GHz
1RB#0	1RB#0

The results shown in this test report refer only to the sample(s) tested unless otherwise stated and the sample(s) are retained for 15 days only. The document is issued by Shenzhen HUAK Testing Technology Co., Ltd., this document cannot be reproduced except in full with our prior written permission.

LTE FDD Band 66-15MHz Channel Bandwidth	
High Channel	
QPSK	16QAM
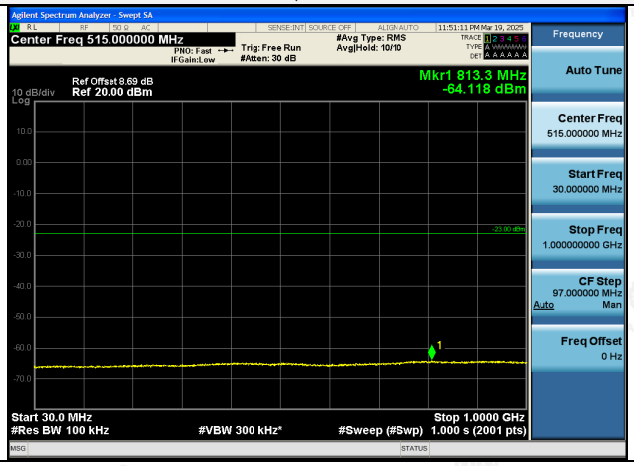	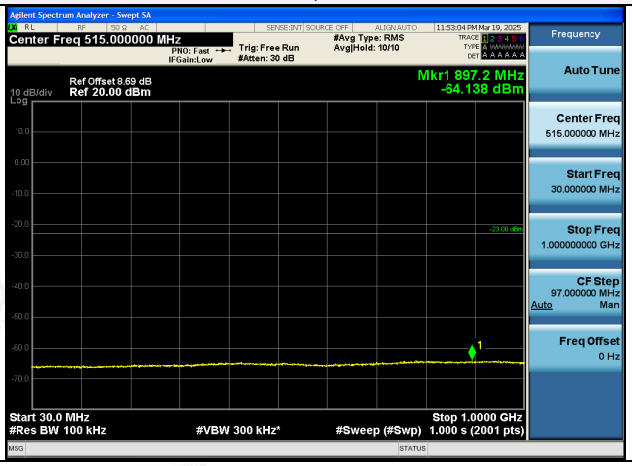
30MHz~1GHz	30MHz~1GHz
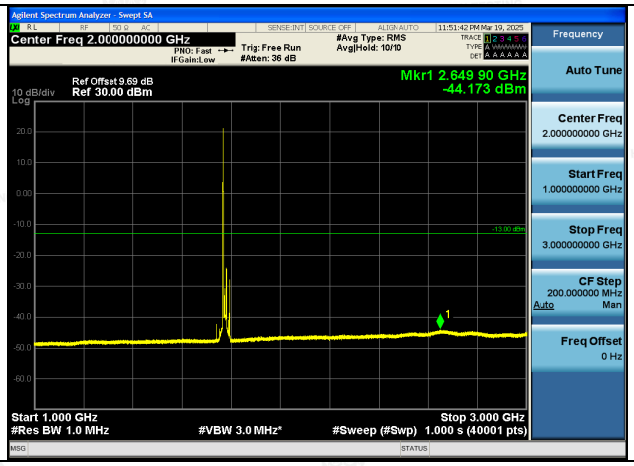	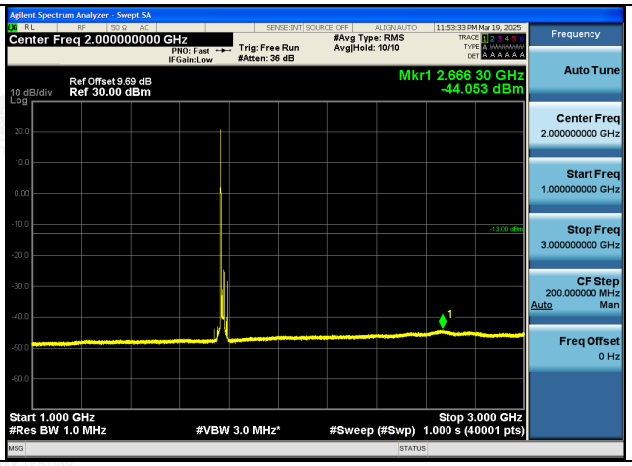
1GHz~3GHz	1GHz~3GHz
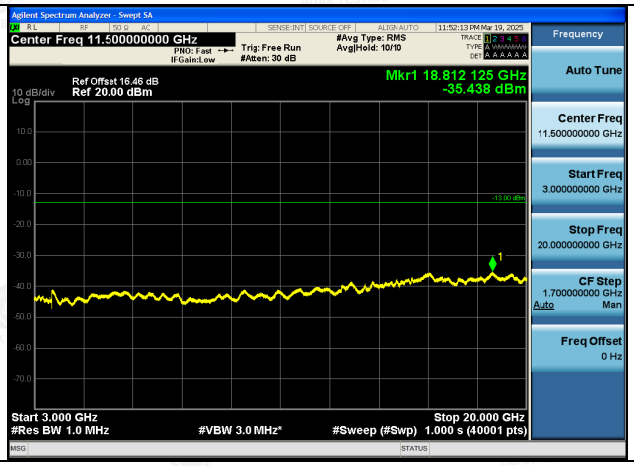	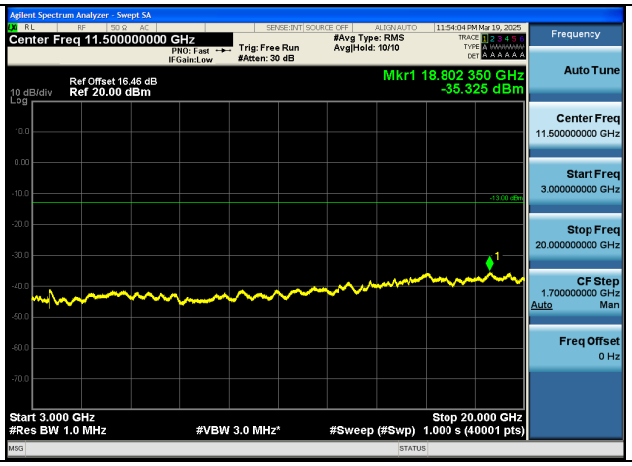
3GHz~20GHz	3GHz~20GHz
1RB#0	1RB#0

The results shown in this test report refer only to the sample(s) tested unless otherwise stated and the sample(s) are retained for 15 days only. The document is issued by Shenzhen HUAK Testing Technology Co., Ltd., this document cannot be reproduced except in full with our prior written permission.

LTE FDD Band 66-20MHz Channel Bandwidth	
Low Channel	
QPSK	16QAM
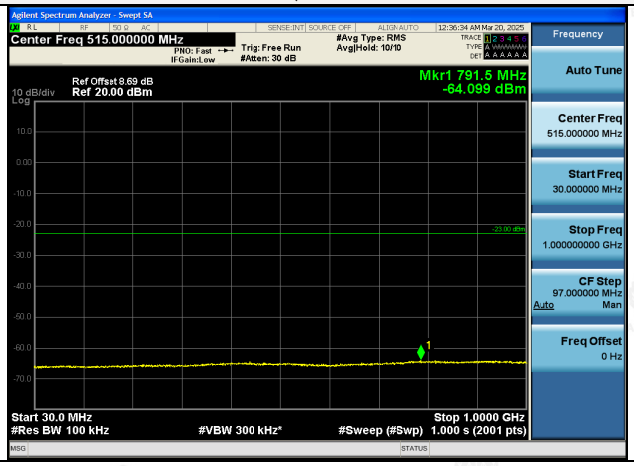	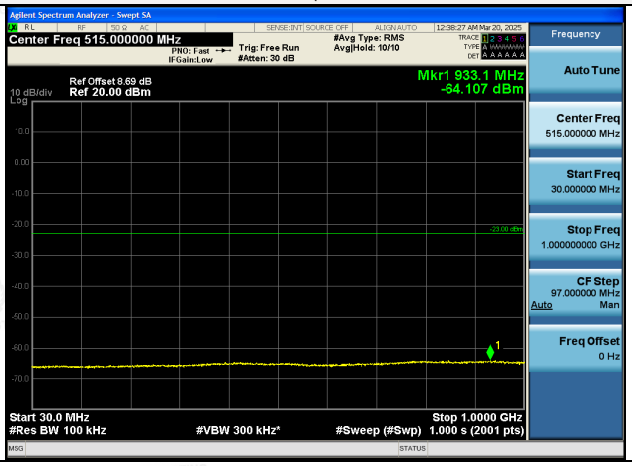
30MHz~1GHz	30MHz~1GHz
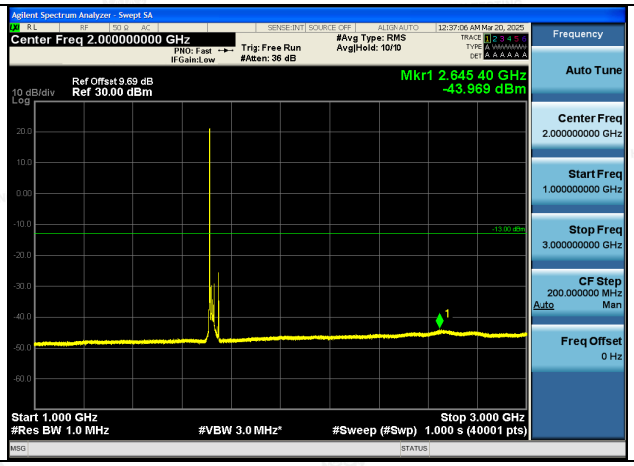	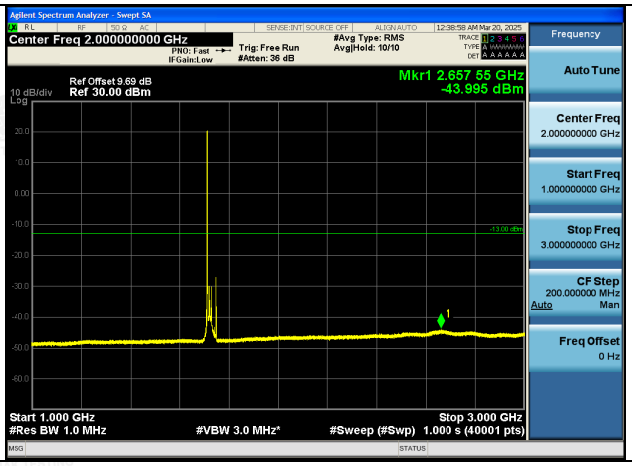
1GHz~3GHz	1GHz~3GHz
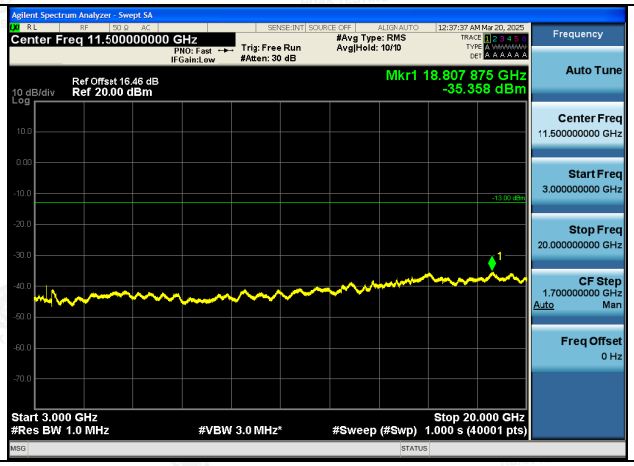	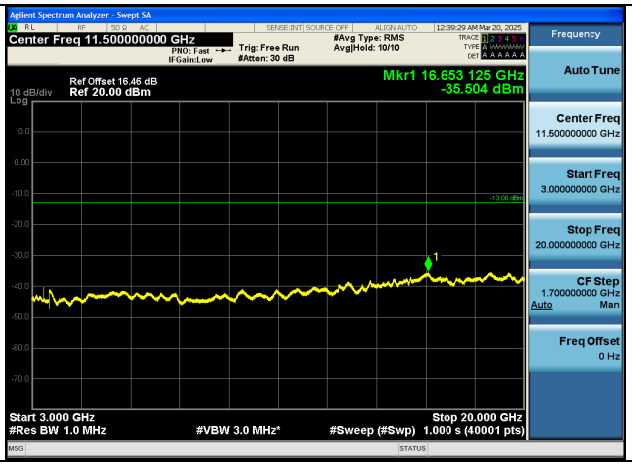
3GHz~20GHz	3GHz~20GHz
1RB#0	1RB#0

The results shown in this test report refer only to the sample(s) tested unless otherwise stated and the sample(s) are retained for 15 days only. The document is issued by Shenzhen HUAK Testing Technology Co., Ltd., this document cannot be reproduced except in full with our prior written permission.

LTE FDD Band 66-20MHz Channel Bandwidth	
Middle Channel	
QPSK	16QAM
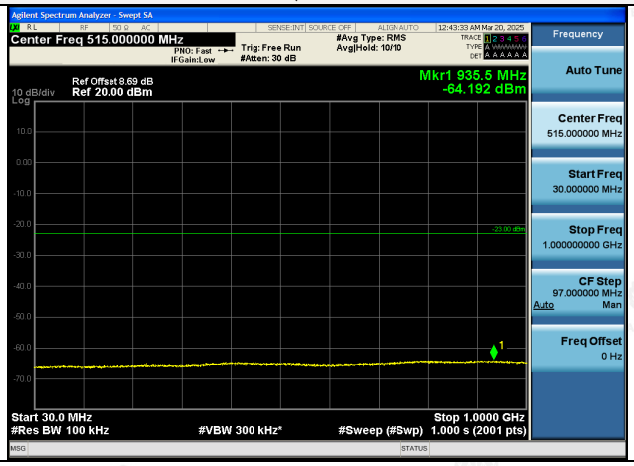	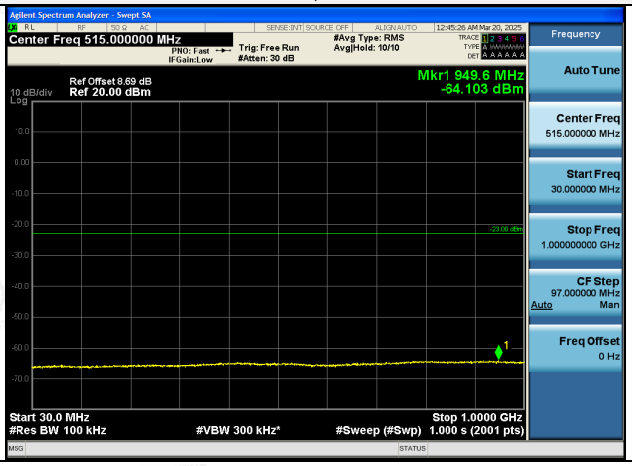
30MHz~1GHz	30MHz~1GHz
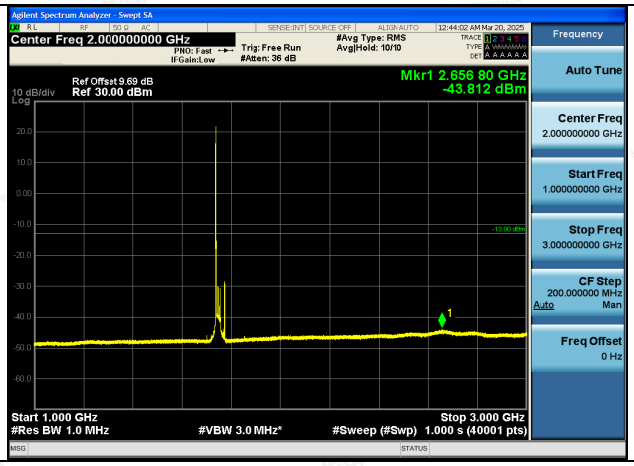	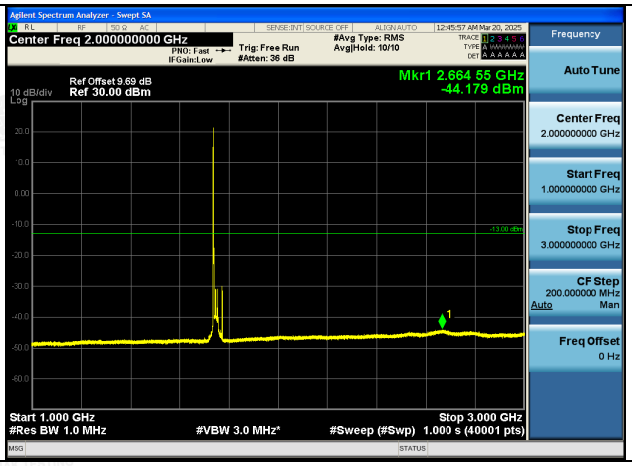
1GHz~3GHz	1GHz~3GHz
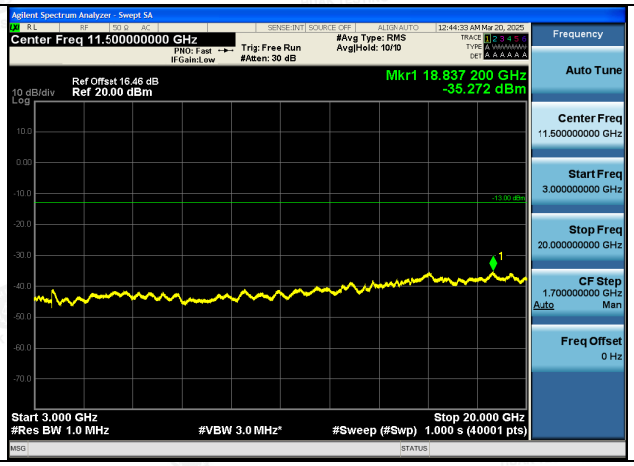	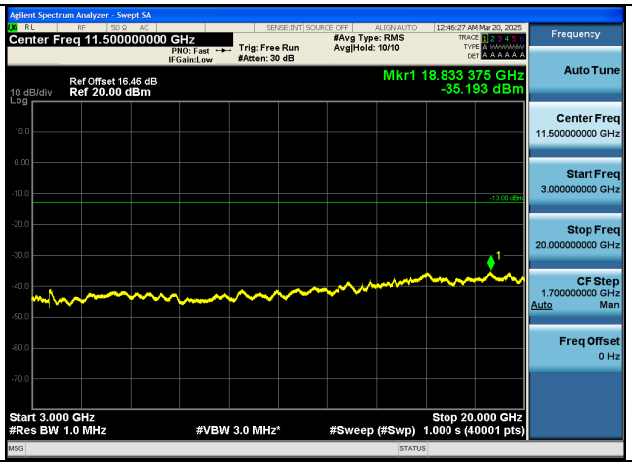
3GHz~20GHz	3GHz~20GHz
1RB#0	1RB#0

The results shown in this test report refer only to the sample(s) tested unless otherwise stated and the sample(s) are retained for 15 days only. The document is issued by Shenzhen HUAK Testing Technology Co., Ltd., this document cannot be reproduced except in full with our prior written permission.

LTE FDD Band 66-20MHz Channel Bandwidth	
High Channel	
QPSK	16QAM
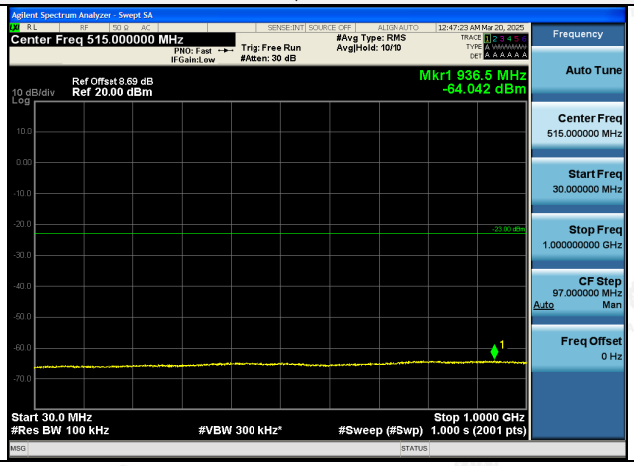	
30MHz~1GHz	30MHz~1GHz
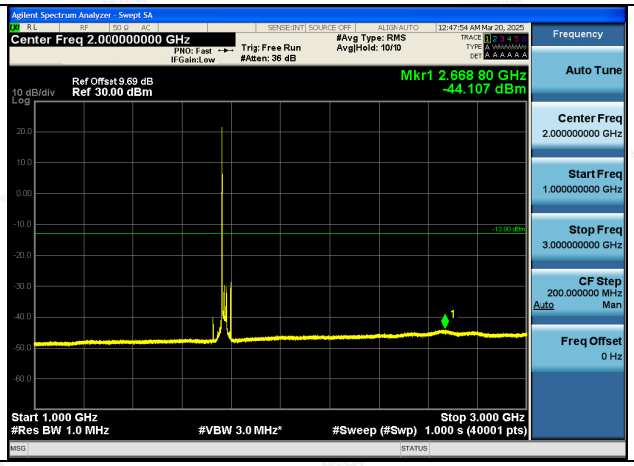	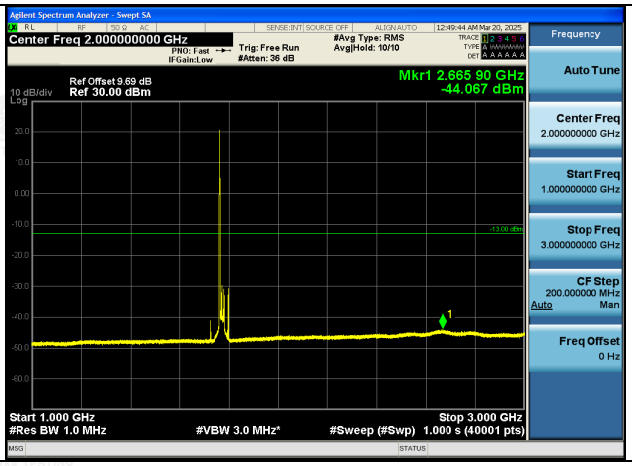
1GHz~3GHz	1GHz~3GHz
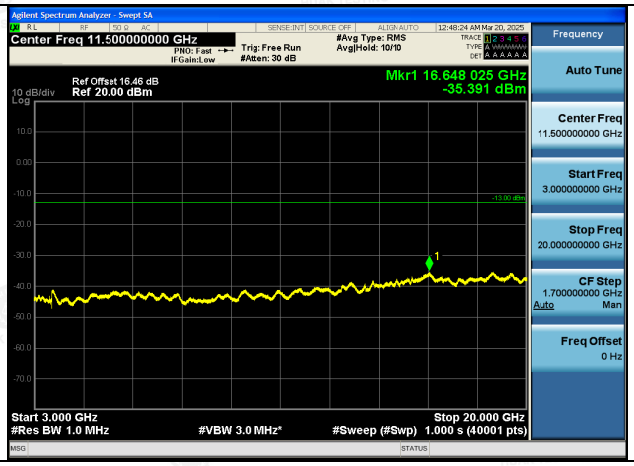	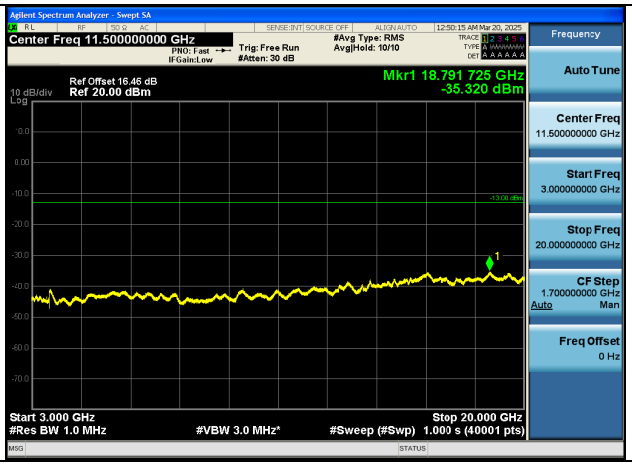
3GHz~20GHz	3GHz~20GHz
1RB#0	1RB#0

The results shown in this test report refer only to the sample(s) tested unless otherwise stated and the sample(s) are retained for 15 days only. The document is issued by Shenzhen HUAK Testing Technology Co., Ltd., this document cannot be reproduced except in full with our prior written permission.

Radiated Measurement:

Remark:
1. *We were tested all RB Configuration refer 3GPP TS136 521 for each Channel Bandwidth of LTE FDD Band 66; recorded worst case for each Channel Bandwidth of LTE FDD Band 66.*
2. *EIRP=P_{Mea}(dBm)-P_{cl}(dB) +G_a(dBi)*
3. *We were not recorded other points as values lower than limits.*
4. *Margin = Limit - EIRP*

Test Model No.: S25 Ultra

LTE FDD Band 66_Channel Bandwidth 1.4MHz_QPSK_ Low Channel

Frequency (MHz)	PMea (dBm)	Pcl (dB)	Diatance	Ga Antenna Gain(dB)	Peak EIRP (dBm)	Limit (dBm)	Margin (dB)	Polarization
3421.4	-46.62	4.02	3.00	12.5	-38.14	-13.00	25.14	H
5132.1	-47.17	5.11	3.00	13.38	-38.9	-13.00	25.90	H
3421.4	-49.59	4.02	3.00	12.5	-41.11	-13.00	28.11	V
5132.1	-49.32	5.11	3.00	13.38	-41.05	-13.00	28.05	V

LTE FDD Band 66_Channel Bandwidth 1.4MHz_QPSK_ Middle Channel

Frequency (MHz)	PMea (dBm)	Pcl (dB)	Diatance	Ga Antenna Gain(dB)	EIRP (dBm)	Limit (dBm)	Margin (dB)	Polarization
3490	-47.56	4.02	3.00	12.45	-39.13	-13.00	26.13	H
5235	-47.82	5.11	3.00	13.38	-39.55	-13.00	26.55	H
3490	-49.03	4.02	3.00	12.45	-40.6	-13.00	27.60	V
5235	-47.74	5.11	3.00	13.38	-39.47	-13.00	26.47	V

LTE FDD Band 66_Channel Bandwidth 1.4MHz_QPSK_ High Channel

Frequency (MHz)	PMea (dBm)	Pcl (dB)	Diatance	Ga Antenna Gain(dB)	EIRP (dBm)	Limit (dBm)	Margin (dB)	Polarization
3558.6	-47.59	4.02	3.00	12.21	-39.4	-13.00	26.40	H
5337.9	-47.24	5.11	3.00	13.26	-39.09	-13.00	26.09	H
3558.6	-49.43	4.02	3.00	12.21	-41.24	-13.00	28.24	V
5337.9	-48.53	5.11	3.00	13.26	-40.38	-13.00	27.38	V

LTE FDD Band 66_Channel Bandwidth 3MHz_QPSK_ Low Channel

Frequency (MHz)	PMea (dBm)	Pcl (dB)	Diatance	Ga Antenna Gain(dB)	Peak EIRP (dBm)	Limit (dBm)	Margin (dB)	Polarization
3423.0	-46.6	4.02	3.00	12.5	-38.12	-13.00	25.12	H
5134.5	-47.48	5.11	3.00	13.38	-39.21	-13.00	26.21	H
3423.0	-49.59	4.02	3.00	12.5	-41.11	-13.00	28.11	V
5134.5	-49.7	5.11	3.00	13.38	-41.43	-13.00	28.43	V

LTE FDD Band 66_Channel Bandwidth 3MHz_QPSK_ Middle Channel

Frequency (MHz)	PMea (dBm)	Pcl (dB)	Diatance	Ga Antenna Gain(dB)	EIRP (dBm)	Limit (dBm)	Margin (dB)	Polarization
3490	-46.86	4.02	3.00	12.45	-38.43	-13.00	25.43	H
5235	-48.01	5.11	3.00	13.38	-39.74	-13.00	26.74	H
3490	-49.26	4.02	3.00	12.45	-40.83	-13.00	27.83	V
5235	-48.2	5.11	3.00	13.38	-39.93	-13.00	26.93	V

The results shown in this test report refer only to the sample(s) tested unless otherwise stated and the sample(s) are retained for 15 days only. The document is issued by Shenzhen HUAK Testing Technology Co., Ltd., this document cannot be reproduced except in full with our prior written permission.

LTE FDD Band 66_Channel Bandwidth 3MHz_QPSK_ High Channel

Frequency (MHz)	PMea (dBm)	Pcl (dB)	Diatance	Ga Antenna Gain(dB)	EIRP (dBm)	Limit (dBm)	Margin (dB)	Polarization
3557	-47.37	4.02	3.00	12.21	-39.18	-13.00	26.18	H
5335.5	-46.97	5.11	3.00	13.26	-38.82	-13.00	25.82	H
3557	-48.99	4.02	3.00	12.21	-40.8	-13.00	27.80	V
5335.5	-48.79	5.11	3.00	13.26	-40.64	-13.00	27.64	V

LTE FDD Band 66_Channel Bandwidth 5MHz_QPSK_ Low Channel

Frequency (MHz)	PMea (dBm)	Pcl (dB)	Diatance	Ga Antenna Gain(dB)	Peak EIRP (dBm)	Limit (dBm)	Margin (dB)	Polarization
3425.0	-47.23	4.02	3.00	12.5	-38.75	-13.00	25.75	H
5137.5	-47.28	5.11	3.00	13.38	-39.01	-13.00	26.01	H
3425.0	-50.05	4.02	3.00	12.5	-41.57	-13.00	28.57	V
5137.5	-50.13	5.11	3.00	13.38	-41.86	-13.00	28.86	V

LTE FDD Band 66_Channel Bandwidth 5MHz_QPSK_ Middle Channel

Frequency (MHz)	PMea (dBm)	Pcl (dB)	Diatance	Ga Antenna Gain(dB)	EIRP (dBm)	Limit (dBm)	Margin (dB)	Polarization
3490	-47.38	4.02	3.00	12.45	-38.95	-13.00	25.95	H
5235	-47.47	5.11	3.00	13.38	-39.2	-13.00	26.20	H
3490	-49.56	4.02	3.00	12.45	-41.13	-13.00	28.13	V
5235	-48.18	5.11	3.00	13.38	-39.91	-13.00	26.91	V

LTE FDD Band 66_Channel Bandwidth 5MHz_QPSK_ High Channel

Frequency (MHz)	PMea (dBm)	Pcl (dB)	Diatance	Ga Antenna Gain(dB)	EIRP (dBm)	Limit (dBm)	Margin (dB)	Polarization
3555	-47.25	4.02	3.00	12.21	-39.06	-13.00	26.06	H
5332.5	-47.61	5.11	3.00	13.26	-39.46	-13.00	26.46	H
3555	-48.98	4.02	3.00	12.21	-40.79	-13.00	27.79	V
5332.5	-48.37	5.11	3.00	13.26	-40.22	-13.00	27.22	V

LTE FDD Band 66_Channel Bandwidth 10MHz_QPSK_ Low Channel

Frequency (MHz)	PMea (dBm)	Pcl (dB)	Diatance	Ga Antenna Gain(dB)	Peak EIRP (dBm)	Limit (dBm)	Margin (dB)	Polarization
3430.0	-46.62	4.02	3.00	12.5	-38.14	-13.00	25.14	H
5145.0	-47.55	5.11	3.00	13.38	-39.28	-13.00	26.28	H
3430.0	-49.37	4.02	3.00	12.5	-40.89	-13.00	27.89	V
5145.0	-49.45	5.11	3.00	13.38	-41.18	-13.00	28.18	V

LTE FDD Band 66_Channel Bandwidth 10MHz_QPSK_ Middle Channel

Frequency (MHz)	PMea (dBm)	Pcl (dB)	Diatance	Ga Antenna Gain(dB)	EIRP (dBm)	Limit (dBm)	Margin (dB)	Polarization
3490	-46.85	4.02	3.00	12.45	-38.42	-13.00	25.42	H
5235	-47.71	5.11	3.00	13.38	-39.44	-13.00	26.44	H
3490	-49.6	4.02	3.00	12.45	-41.17	-13.00	28.17	V
5235	-47.76	5.11	3.00	13.38	-39.49	-13.00	26.49	V

The results shown in this test report refer only to the sample(s) tested unless otherwise stated and the sample(s) are retained for 15 days only. The document is issued by Shenzhen HUAK Testing Technology Co., Ltd., this document cannot be reproduced except in full with our prior written permission.

LTE FDD Band 66_Channel Bandwidth 10MHz_QPSK_ High Channel

Frequency (MHz)	PMea (dBm)	Pcl (dB)	Diatance	Ga Antenna Gain(dB)	EIRP (dBm)	Limit (dBm)	Margin (dB)	Polarization
3550	-47.68	4.02	3.00	12.21	-39.49	-13.00	26.49	H
5325	-47.61	5.11	3.00	13.26	-39.46	-13.00	26.46	H
3550	-49.01	4.02	3.00	12.21	-40.82	-13.00	27.82	V
5325	-49.05	5.11	3.00	13.26	-40.9	-13.00	27.90	V

LTE FDD Band 66_Channel Bandwidth 15MHz_QPSK_ Low Channel

Frequency (MHz)	PMea (dBm)	Pcl (dB)	Diatance	Ga Antenna Gain(dB)	Peak EIRP (dBm)	Limit (dBm)	Margin (dB)	Polarization
3435.0	-47.46	4.02	3.00	12.5	-38.98	-13.00	25.98	H
5152.5	-47.42	5.11	3.00	13.38	-39.15	-13.00	26.15	H
3435.0	-50.25	4.02	3.00	12.5	-41.77	-13.00	28.77	V
5152.5	-49.96	5.11	3.00	13.38	-41.69	-13.00	28.69	V

LTE FDD Band 66_Channel Bandwidth 15MHz_QPSK_ Middle Channel

Frequency (MHz)	PMea (dBm)	Pcl (dB)	Diatance	Ga Antenna Gain(dB)	EIRP (dBm)	Limit (dBm)	Margin (dB)	Polarization
3490	-47.1	4.02	3.00	12.45	-38.67	-13.00	25.67	H
5235	-47.85	5.11	3.00	13.38	-39.58	-13.00	26.58	H
3490	-49.63	4.02	3.00	12.45	-41.2	-13.00	28.20	V
5235	-48.09	5.11	3.00	13.38	-39.82	-13.00	26.82	V

LTE FDD Band 66_Channel Bandwidth 15MHz_QPSK_ High Channel

Frequency (MHz)	PMea (dBm)	Pcl (dB)	Diatance	Ga Antenna Gain(dB)	EIRP (dBm)	Limit (dBm)	Margin (dB)	Polarization
3545	-47.44	4.02	3.00	12.21	-39.25	-13.00	26.25	H
5317.5	-47.24	5.11	3.00	13.26	-39.09	-13.00	26.09	H
3545	-49.51	4.02	3.00	12.21	-41.32	-13.00	28.32	V
5317.5	-48.44	5.11	3.00	13.26	-40.29	-13.00	27.29	V

LTE FDD Band 66_Channel Bandwidth 20MHz_QPSK_ Low Channel

Frequency (MHz)	PMea (dBm)	Pcl (dB)	Diatance	Ga Antenna Gain(dB)	Peak EIRP (dBm)	Limit (dBm)	Margin (dB)	Polarization
3440.0	-47.16	4.02	3.00	12.5	-38.68	-13.00	25.68	H
5160.0	-47.09	5.11	3.00	13.38	-38.82	-13.00	25.82	H
3440.0	-49.92	4.02	3.00	12.5	-41.44	-13.00	28.44	V
5160.0	-49.39	5.11	3.00	13.38	-41.12	-13.00	28.12	V

LTE FDD Band 66_Channel Bandwidth 20MHz_QPSK_ Middle Channel

Frequency (MHz)	PMea (dBm)	Pcl (dB)	Diatance	Ga Antenna Gain(dB)	EIRP (dBm)	Limit (dBm)	Margin (dB)	Polarization
3490	-46.68	4.02	3.00	12.45	-38.25	-13.00	25.25	H
5235	-48.4	5.11	3.00	13.38	-40.13	-13.00	27.13	H
3490	-49.59	4.02	3.00	12.45	-41.16	-13.00	28.16	V
5235	-47.32	5.11	3.00	13.38	-39.05	-13.00	26.05	V

The results shown in this test report refer only to the sample(s) tested unless otherwise stated and the sample(s) are retained for 15 days only. The document is issued by Shenzhen HUAK Testing Technology Co., Ltd., this document cannot be reproduced except in full with our prior written permission.

LTE FDD Band 66_Channel Bandwidth 20MHz_QPSK_ High Channel

Frequency (MHz)	PMea (dBm)	Pcl (dB)	Diatance	Ga Antenna Gain(dB)	EIRP (dBm)	Limit (dBm)	Margin (dB)	Polarization
3540	-47.53	4.02	3.00	12.21	-39.34	-13.00	26.34	H
5310	-47.25	5.11	3.00	13.26	-39.1	-13.00	26.10	H
3540	-48.81	4.02	3.00	12.21	-40.62	-13.00	27.62	V
5310	-48.93	5.11	3.00	13.26	-40.78	-13.00	27.78	V

LTE FDD Band 66_Channel Bandwidth 1.4MHz_16QAM _ Low Channel

Frequency (MHz)	PMea (dBm)	Pcl (dB)	Diatance	Ga Antenna Gain(dB)	Peak EIRP (dBm)	Limit (dBm)	Margin (dB)	Polarization
3421.4	-46.89	4.02	3.00	12.5	-38.41	-13.00	25.41	H
5132.1	-47.71	5.11	3.00	13.38	-39.44	-13.00	26.44	H
3421.4	-50.12	4.02	3.00	12.5	-41.64	-13.00	28.64	V
5132.1	-49.37	5.11	3.00	13.38	-41.1	-13.00	28.10	V

LTE FDD Band 66_Channel Bandwidth 1.4MHz_16QAM _ Middle Channel

Frequency (MHz)	PMea (dBm)	Pcl (dB)	Diatance	Ga Antenna Gain(dB)	EIRP (dBm)	Limit (dBm)	Margin (dB)	Polarization
3490	-47.2	4.02	3.00	12.45	-38.77	-13.00	25.77	H
5235	-48.09	5.11	3.00	13.38	-39.82	-13.00	26.82	H
3490	-49.52	4.02	3.00	12.45	-41.09	-13.00	28.09	V
5235	-48.02	5.11	3.00	13.38	-39.75	-13.00	26.75	V

LTE FDD Band 66_Channel Bandwidth 1.4MHz_16QAM _ High Channel

Frequency (MHz)	PMea (dBm)	Pcl (dB)	Diatance	Ga Antenna Gain(dB)	EIRP (dBm)	Limit (dBm)	Margin (dB)	Polarization
3558.6	-47.65	4.02	3.00	12.21	-39.46	-13.00	26.46	H
5337.9	-47.52	5.11	3.00	13.26	-39.37	-13.00	26.37	H
3558.6	-49.23	4.02	3.00	12.21	-41.04	-13.00	28.04	V
5337.9	-48.42	5.11	3.00	13.26	-40.27	-13.00	27.27	V

LTE FDD Band 66_Channel Bandwidth 3MHz_16QAM _ Low Channel

Frequency (MHz)	PMea (dBm)	Pcl (dB)	Diatance	Ga Antenna Gain(dB)	Peak EIRP (dBm)	Limit (dBm)	Margin (dB)	Polarization
3423.0	-47	4.02	3.00	12.5	-38.52	-13.00	25.52	H
5134.5	-47.66	5.11	3.00	13.38	-39.39	-13.00	26.39	H
3423.0	-50.03	4.02	3.00	12.5	-41.55	-13.00	28.55	V
5134.5	-49.94	5.11	3.00	13.38	-41.67	-13.00	28.67	V

LTE FDD Band 66_Channel Bandwidth 3MHz_16QAM _ Middle Channel

Frequency (MHz)	PMea (dBm)	Pcl (dB)	Diatance	Ga Antenna Gain(dB)	EIRP (dBm)	Limit (dBm)	Margin (dB)	Polarization
3490	-47.07	4.02	3.00	12.45	-38.64	-13.00	25.64	H
5235	-47.44	5.11	3.00	13.38	-39.17	-13.00	26.17	H
3490	-49.24	4.02	3.00	12.45	-40.81	-13.00	27.81	V
5235	-47.62	5.11	3.00	13.38	-39.35	-13.00	26.35	V

The results shown in this test report refer only to the sample(s) tested unless otherwise stated and the sample(s) are retained for 15 days only. The document is issued by Shenzhen HUAK Testing Technology Co., Ltd., this document cannot be reproduced except in full with our prior written permission.

LTE FDD Band 66_Channel Bandwidth 3MHz_16QAM _ High Channel

Frequency (MHz)	PMea (dBm)	Pcl (dB)	Diatance	Ga Antenna Gain(dB)	EIRP (dBm)	Limit (dBm)	Margin (dB)	Polarization
3557	-47.92	4.02	3.00	12.21	-39.73	-13.00	26.73	H
5335.5	-46.85	5.11	3.00	13.26	-38.7	-13.00	25.70	H
3557	-48.79	4.02	3.00	12.21	-40.6	-13.00	27.60	V
5335.5	-48.92	5.11	3.00	13.26	-40.77	-13.00	27.77	V

LTE FDD Band 66_Channel Bandwidth 5MHz_16QAM _ Low Channel

Frequency (MHz)	PMea (dBm)	Pcl (dB)	Diatance	Ga Antenna Gain(dB)	Peak EIRP (dBm)	Limit (dBm)	Margin (dB)	Polarization
3425.0	-46.8	4.02	3.00	12.5	-38.32	-13.00	25.32	H
5137.5	-47.15	5.11	3.00	13.38	-38.88	-13.00	25.88	H
3425.0	-50.22	4.02	3.00	12.5	-41.74	-13.00	28.74	V
5137.5	-50.2	5.11	3.00	13.38	-41.93	-13.00	28.93	V

LTE FDD Band 66_Channel Bandwidth 5MHz_16QAM _ Middle Channel

Frequency (MHz)	PMea (dBm)	Pcl (dB)	Diatance	Ga Antenna Gain(dB)	EIRP (dBm)	Limit (dBm)	Margin (dB)	Polarization
3490	-46.93	4.02	3.00	12.45	-38.5	-13.00	25.50	H
5235	-47.81	5.11	3.00	13.38	-39.54	-13.00	26.54	H
3490	-49.16	4.02	3.00	12.45	-40.73	-13.00	27.73	V
5235	-47.84	5.11	3.00	13.38	-39.57	-13.00	26.57	V

LTE FDD Band 66_Channel Bandwidth 5MHz_16QAM _ High Channel

Frequency (MHz)	PMea (dBm)	Pcl (dB)	Diatance	Ga Antenna Gain(dB)	EIRP (dBm)	Limit (dBm)	Margin (dB)	Polarization
3555	-47.01	4.02	3.00	12.21	-38.82	-13.00	25.82	H
5332.5	-46.98	5.11	3.00	13.26	-38.83	-13.00	25.83	H
3555	-49.08	4.02	3.00	12.21	-40.89	-13.00	27.89	V
5332.5	-49.13	5.11	3.00	13.26	-40.98	-13.00	27.98	V

LTE FDD Band 66_Channel Bandwidth 10MHz_16QAM _ Low Channel

Frequency (MHz)	PMea (dBm)	Pcl (dB)	Diatance	Ga Antenna Gain(dB)	Peak EIRP (dBm)	Limit (dBm)	Margin (dB)	Polarization
3430.0	-47.05	4.02	3.00	12.5	-38.57	-13.00	25.57	H
5145.0	-47.69	5.11	3.00	13.38	-39.42	-13.00	26.42	H
3430.0	-49.85	4.02	3.00	12.5	-41.37	-13.00	28.37	V
5145.0	-49.33	5.11	3.00	13.38	-41.06	-13.00	28.06	V

LTE FDD Band 66_Channel Bandwidth 10MHz_16QAM _ Middle Channel

Frequency (MHz)	PMea (dBm)	Pcl (dB)	Diatance	Ga Antenna Gain(dB)	EIRP (dBm)	Limit (dBm)	Margin (dB)	Polarization
3490	-47.13	4.02	3.00	12.45	-38.7	-13.00	25.70	H
5235	-47.54	5.11	3.00	13.38	-39.27	-13.00	26.27	H
3490	-49.11	4.02	3.00	12.45	-40.68	-13.00	27.68	V
5235	-47.72	5.11	3.00	13.38	-39.45	-13.00	26.45	V

The results shown in this test report refer only to the sample(s) tested unless otherwise stated and the sample(s) are retained for 15 days only. The document is issued by Shenzhen HUAK Testing Technology Co., Ltd., this document cannot be reproduced except in full with our prior written permission.

LTE FDD Band 66_Channel Bandwidth 10MHz_16QAM _ High Channel

Frequency (MHz)	PMea (dBm)	Pcl (dB)	Diatance	Ga Antenna Gain(dB)	EIRP (dBm)	Limit (dBm)	Margin (dB)	Polarization
3550	-47.07	4.02	3.00	12.21	-38.88	-13.00	25.88	H
5325	-47.22	5.11	3.00	13.26	-39.07	-13.00	26.07	H
3550	-48.71	4.02	3.00	12.21	-40.52	-13.00	27.52	V
5325	-48.26	5.11	3.00	13.26	-40.11	-13.00	27.11	V

LTE FDD Band 66_Channel Bandwidth 15MHz_16QAM _ Low Channel

Frequency (MHz)	PMea (dBm)	Pcl (dB)	Diatance	Ga Antenna Gain(dB)	Peak EIRP (dBm)	Limit (dBm)	Margin (dB)	Polarization
3435.0	-46.56	4.02	3.00	12.5	-38.08	-13.00	25.08	H
5152.5	-47.56	5.11	3.00	13.38	-39.29	-13.00	26.29	H
3435.0	-49.83	4.02	3.00	12.5	-41.35	-13.00	28.35	V
5152.5	-49.99	5.11	3.00	13.38	-41.72	-13.00	28.72	V

LTE FDD Band 66_Channel Bandwidth 15MHz_16QAM _ Middle Channel

Frequency (MHz)	PMea (dBm)	Pcl (dB)	Diatance	Ga Antenna Gain(dB)	EIRP (dBm)	Limit (dBm)	Margin (dB)	Polarization
3490	-47.44	4.02	3.00	12.45	-39.01	-13.00	26.01	H
5235	-48.26	5.11	3.00	13.38	-39.99	-13.00	26.99	H
3490	-49.6	4.02	3.00	12.45	-41.17	-13.00	28.17	V
5235	-48.2	5.11	3.00	13.38	-39.93	-13.00	26.93	V

LTE FDD Band 66_Channel Bandwidth 15MHz_16QAM _ High Channel

Frequency (MHz)	PMea (dBm)	Pcl (dB)	Diatance	Ga Antenna Gain(dB)	EIRP (dBm)	Limit (dBm)	Margin (dB)	Polarization
3545	-47.28	4.02	3.00	12.21	-39.09	-13.00	26.09	H
5317.5	-47.38	5.11	3.00	13.26	-39.23	-13.00	26.23	H
3545	-49.01	4.02	3.00	12.21	-40.82	-13.00	27.82	V
5317.5	-48.34	5.11	3.00	13.26	-40.19	-13.00	27.19	V

LTE FDD Band 66_Channel Bandwidth 20MHz_16QAM _ Low Channel

Frequency (MHz)	PMea (dBm)	Pcl (dB)	Diatance	Ga Antenna Gain(dB)	Peak EIRP (dBm)	Limit (dBm)	Margin (dB)	Polarization
3440.0	-47.01	4.02	3.00	12.5	-38.53	-13.00	25.53	H
5160.0	-47.97	5.11	3.00	13.38	-39.7	-13.00	26.70	H
3440.0	-49.99	4.02	3.00	12.5	-41.51	-13.00	28.51	V
5160.0	-49.37	5.11	3.00	13.38	-41.1	-13.00	28.10	V

LTE FDD Band 66_Channel Bandwidth 20MHz_16QAM _ Middle Channel

Frequency (MHz)	PMea (dBm)	Pcl (dB)	Diatance	Ga Antenna Gain(dB)	EIRP (dBm)	Limit (dBm)	Margin (dB)	Polarization
3490	-47.6	4.02	3.00	12.45	-39.17	-13.00	26.17	H
5235	-47.56	5.11	3.00	13.38	-39.29	-13.00	26.29	H
3490	-49.5	4.02	3.00	12.45	-41.07	-13.00	28.07	V
5235	-47.32	5.11	3.00	13.38	-39.05	-13.00	26.05	V

The results shown in this test report refer only to the sample(s) tested unless otherwise stated and the sample(s) are retained for 15 days only. The document is issued by Shenzhen HUAK Testing Technology Co., Ltd., this document cannot be reproduced except in full with our prior written permission.

LTE FDD Band 66_Channel Bandwidth 20MHz_16QAM _ High Channel

Frequency (MHz)	PMea (dBm)	Pcl (dB)	Diatance	Ga Antenna Gain(dB)	EIRP (dBm)	Limit (dBm)	Margin (dB)	Polarization
3540	-47.28	4.02	3.00	12.21	-39.09	-13.00	26.09	H
5310	-47.14	5.11	3.00	13.26	-38.99	-13.00	25.99	H
3540	-49.25	4.02	3.00	12.21	-41.06	-13.00	28.06	V
5310	-48.95	5.11	3.00	13.26	-40.8	-13.00	27.80	V

The results shown in this test report refer only to the sample(s) tested unless otherwise stated and the sample(s) are retained for 15 days only. The document is issued by Shenzhen HUAK Testing Technology Co., Ltd., this document cannot be reproduced except in full with our prior written permission.

All modes of operation were investigated and the worst-case emissions are reported.
Series Model No.: R12 pro

LTE FDD Band 66_Channel Bandwidth 1.4MHz_QPSK

Frequency (MHz)	PMea (dBm)	Pcl (dB)	Diatance	Ga Antenna Gain(dB)	EIRP (dBm)	Limit (dBm)	Margin (dB)	Polarization
3558.6	-47.8	4.02	3.00	12.21	-39.61	-13.00	26.61	H
5337.9	-47.12	5.11	3.00	13.26	-38.97	-13.00	25.97	H
3558.6	-49.6	4.02	3.00	12.21	-41.41	-13.00	28.41	V
5337.9	-48.83	5.11	3.00	13.26	-40.68	-13.00	27.68	V

LTE FDD Band 66_Channel Bandwidth 3MHz_QPSK

Frequency (MHz)	PMea (dBm)	Pcl (dB)	Diatance	Ga Antenna Gain(dB)	EIRP (dBm)	Limit (dBm)	Margin (dB)	Polarization
3557	-47.83	4.02	3.00	12.21	-39.64	-13.00	26.64	H
5335.5	-46.69	5.11	3.00	13.26	-38.54	-13.00	25.54	H
3557	-48.66	4.02	3.00	12.21	-40.47	-13.00	27.47	V
5335.5	-48.82	5.11	3.00	13.26	-40.67	-13.00	27.67	V

LTE FDD Band 66_Channel Bandwidth 5MHz_QPSK

Frequency (MHz)	PMea (dBm)	Pcl (dB)	Diatance	Ga Antenna Gain(dB)	EIRP (dBm)	Limit (dBm)	Margin (dB)	Polarization
3555	-47.87	4.02	3.00	12.21	-39.68	-13.00	26.68	H
5332.5	-46.85	5.11	3.00	13.26	-38.7	-13.00	25.70	H
3555	-49.13	4.02	3.00	12.21	-40.94	-13.00	27.94	V
5332.5	-48.97	5.11	3.00	13.26	-40.82	-13.00	27.82	V

LTE FDD Band 66_Channel Bandwidth 10MHz_QPSK

Frequency (MHz)	PMea (dBm)	Pcl (dB)	Diatance	Ga Antenna Gain(dB)	EIRP (dBm)	Limit (dBm)	Margin (dB)	Polarization
3550	-47.88	4.02	3.00	12.21	-39.69	-13.00	26.69	H
5325	-47.37	5.11	3.00	13.26	-39.22	-13.00	26.22	H
3550	-49.21	4.02	3.00	12.21	-41.02	-13.00	28.02	V
5325	-48.35	5.11	3.00	13.26	-40.2	-13.00	27.20	V

LTE FDD Band 66_Channel Bandwidth 15MHz_QPSK

Frequency (MHz)	PMea (dBm)	Pcl (dB)	Diatance	Ga Antenna Gain(dB)	EIRP (dBm)	Limit (dBm)	Margin (dB)	Polarization
3545	-47.48	4.02	3.00	12.21	-39.29	-13.00	26.29	H
5317.5	-47.59	5.11	3.00	13.26	-39.44	-13.00	26.44	H
3545	-48.99	4.02	3.00	12.21	-40.8	-13.00	27.80	V
5317.5	-48.89	5.11	3.00	13.26	-40.74	-13.00	27.74	V

The results shown in this test report refer only to the sample(s) tested unless otherwise stated and the sample(s) are retained for 15 days only. The document is issued by Shenzhen HUAK Testing Technology Co., Ltd., this document cannot be reproduced except in full with our prior written permission.

LTE FDD Band 66_Channel Bandwidth 20MHz_QPSK

Frequency (MHz)	PMea (dBm)	Pcl (dB)	Diatance	Ga Antenna Gain(dB)	EIRP (dBm)	Limit (dBm)	Margin (dB)	Polarization
3540	-47.65	4.02	3.00	12.21	-39.46	-13.00	26.46	H
5310	-47.42	5.11	3.00	13.26	-39.27	-13.00	26.27	H
3540	-49	4.02	3.00	12.21	-40.81	-13.00	27.81	V
5310	-48.55	5.11	3.00	13.26	-40.4	-13.00	27.40	V

LTE FDD Band 66_Channel Bandwidth 1.4MHz_16QAM

Frequency (MHz)	PMea (dBm)	Pcl (dB)	Diatance	Ga Antenna Gain(dB)	EIRP (dBm)	Limit (dBm)	Margin (dB)	Polarization
3558.6	-47.45	4.02	3.00	12.21	-39.26	-13.00	26.26	H
5337.9	-47.15	5.11	3.00	13.26	-39	-13.00	26.00	H
3558.6	-48.75	4.02	3.00	12.21	-40.56	-13.00	27.56	V
5337.9	-48.98	5.11	3.00	13.26	-40.83	-13.00	27.83	V

LTE FDD Band 66_Channel Bandwidth 3MHz_16QAM

Frequency (MHz)	PMea (dBm)	Pcl (dB)	Diatance	Ga Antenna Gain(dB)	EIRP (dBm)	Limit (dBm)	Margin (dB)	Polarization
3557	-47.22	4.02	3.00	12.21	-39.03	-13.00	26.03	H
5335.5	-47.01	5.11	3.00	13.26	-38.86	-13.00	25.86	H
3557	-49.36	4.02	3.00	12.21	-41.17	-13.00	28.17	V
5335.5	-48.72	5.11	3.00	13.26	-40.57	-13.00	27.57	V

LTE FDD Band 66_Channel Bandwidth 5MHz_16QAM

Frequency (MHz)	PMea (dBm)	Pcl (dB)	Diatance	Ga Antenna Gain(dB)	EIRP (dBm)	Limit (dBm)	Margin (dB)	Polarization
3555	-47.35	4.02	3.00	12.21	-39.16	-13.00	26.16	H
5332.5	-47.18	5.11	3.00	13.26	-39.03	-13.00	26.03	H
3555	-49.11	4.02	3.00	12.21	-40.92	-13.00	27.92	V
5332.5	-48.49	5.11	3.00	13.26	-40.34	-13.00	27.34	V

LTE FDD Band 66_Channel Bandwidth 10MHz_16QAM

Frequency (MHz)	PMea (dBm)	Pcl (dB)	Diatance	Ga Antenna Gain(dB)	EIRP (dBm)	Limit (dBm)	Margin (dB)	Polarization
3550	-47.87	4.02	3.00	12.21	-39.68	-13.00	26.68	H
5325	-46.72	5.11	3.00	13.26	-38.57	-13.00	25.57	H
3550	-48.7	4.02	3.00	12.21	-40.51	-13.00	27.51	V
5325	-48.53	5.11	3.00	13.26	-40.38	-13.00	27.38	V

LTE FDD Band 66_Channel Bandwidth 15MHz_16QAM

Frequency (MHz)	PMea (dBm)	Pcl (dB)	Diatance	Ga Antenna Gain(dB)	EIRP (dBm)	Limit (dBm)	Margin (dB)	Polarization
3545	-47.55	4.02	3.00	12.21	-39.36	-13.00	26.36	H
5317.5	-47.3	5.11	3.00	13.26	-39.15	-13.00	26.15	H
3545	-48.75	4.02	3.00	12.21	-40.56	-13.00	27.56	V
5317.5	-48.77	5.11	3.00	13.26	-40.62	-13.00	27.62	V

The results shown in this test report refer only to the sample(s) tested unless otherwise stated and the sample(s) are retained for 15 days only. The document is issued by Shenzhen HUAK Testing Technology Co., Ltd., this document cannot be reproduced except in full with our prior written permission.

LTE FDD Band 66_Channel Bandwidth 20MHz_16QAM

Frequency (MHz)	PMea (dBm)	Pcl (dB)	Diatance	Ga Antenna Gain(dB)	EIRP (dBm)	Limit (dBm)	Margin (dB)	Polarization
3540	-47.35	4.02	3.00	12.21	-39.16	-13.00	26.16	H
5310	-47.34	5.11	3.00	13.26	-39.19	-13.00	26.19	H
3540	-48.87	4.02	3.00	12.21	-40.68	-13.00	27.68	V
5310	-49.18	5.11	3.00	13.26	-41.03	-13.00	28.03	V

Series Model No.: P5 pro

LTE FDD Band 66_Channel Bandwidth 1.4MHz_QPSK

Frequency (MHz)	PMea (dBm)	Pcl (dB)	Diatance	Ga Antenna Gain(dB)	EIRP (dBm)	Limit (dBm)	Margin (dB)	Polarization
3558.6	-47.51	4.02	3.00	12.21	-39.32	-13.00	26.32	H
5337.9	-46.99	5.11	3.00	13.26	-38.84	-13.00	25.84	H
3558.6	-48.74	4.02	3.00	12.21	-40.55	-13.00	27.55	V
5337.9	-48.36	5.11	3.00	13.26	-40.21	-13.00	27.21	V

LTE FDD Band 66_Channel Bandwidth 3MHz_QPSK

Frequency (MHz)	PMea (dBm)	Pcl (dB)	Diatance	Ga Antenna Gain(dB)	EIRP (dBm)	Limit (dBm)	Margin (dB)	Polarization
3557	-47.66	4.02	3.00	12.21	-39.47	-13.00	26.47	H
5335.5	-47.01	5.11	3.00	13.26	-38.86	-13.00	25.86	H
3557	-49.27	4.02	3.00	12.21	-41.08	-13.00	28.08	V
5335.5	-48.73	5.11	3.00	13.26	-40.58	-13.00	27.58	V

LTE FDD Band 66_Channel Bandwidth 5MHz_QPSK

Frequency (MHz)	PMea (dBm)	Pcl (dB)	Diatance	Ga Antenna Gain(dB)	EIRP (dBm)	Limit (dBm)	Margin (dB)	Polarization
3555	-46.95	4.02	3.00	12.21	-38.76	-13.00	25.76	H
5332.5	-47.65	5.11	3.00	13.26	-39.5	-13.00	26.50	H
3555	-48.96	4.02	3.00	12.21	-40.77	-13.00	27.77	V
5332.5	-48.67	5.11	3.00	13.26	-40.52	-13.00	27.52	V

LTE FDD Band 66_Channel Bandwidth 10MHz_QPSK

Frequency (MHz)	PMea (dBm)	Pcl (dB)	Diatance	Ga Antenna Gain(dB)	EIRP (dBm)	Limit (dBm)	Margin (dB)	Polarization
3550	-47.18	4.02	3.00	12.21	-38.99	-13.00	25.99	H
5325	-46.98	5.11	3.00	13.26	-38.83	-13.00	25.83	H
3550	-49.13	4.02	3.00	12.21	-40.94	-13.00	27.94	V
5325	-49.18	5.11	3.00	13.26	-41.03	-13.00	28.03	V

LTE FDD Band 66_Channel Bandwidth 15MHz_QPSK

Frequency (MHz)	PMea (dBm)	Pcl (dB)	Diatance	Ga Antenna Gain(dB)	EIRP (dBm)	Limit (dBm)	Margin (dB)	Polarization
3545	-47.62	4.02	3.00	12.21	-39.43	-13.00	26.43	H
5317.5	-47.11	5.11	3.00	13.26	-38.96	-13.00	25.96	H
3545	-49	4.02	3.00	12.21	-40.81	-13.00	27.81	V
5317.5	-49.22	5.11	3.00	13.26	-41.07	-13.00	28.07	V

The results shown in this test report refer only to the sample(s) tested unless otherwise stated and the sample(s) are retained for 15 days only. The document is issued by Shenzhen HUAK Testing Technology Co., Ltd., this document cannot be reproduced except in full with our prior written permission.

LTE FDD Band 66_Channel Bandwidth 20MHz_QPSK

Frequency (MHz)	PMea (dBm)	Pcl (dB)	Diatance	Ga Antenna Gain(dB)	EIRP (dBm)	Limit (dBm)	Margin (dB)	Polarization
3540	-47.76	4.02	3.00	12.21	-39.57	-13.00	26.57	H
5310	-46.87	5.11	3.00	13.26	-38.72	-13.00	25.72	H
3540	-49.42	4.02	3.00	12.21	-41.23	-13.00	28.23	V
5310	-48.83	5.11	3.00	13.26	-40.68	-13.00	27.68	V

LTE FDD Band 66_Channel Bandwidth 1.4MHz_16QAM

Frequency (MHz)	PMea (dBm)	Pcl (dB)	Diatance	Ga Antenna Gain(dB)	EIRP (dBm)	Limit (dBm)	Margin (dB)	Polarization
3558.6	-47.8	4.02	3.00	12.21	-39.61	-13.00	26.61	H
5337.9	-47.17	5.11	3.00	13.26	-39.02	-13.00	26.02	H
3558.6	-49.62	4.02	3.00	12.21	-41.43	-13.00	28.43	V
5337.9	-48.45	5.11	3.00	13.26	-40.3	-13.00	27.30	V

LTE FDD Band 66_Channel Bandwidth 3MHz_16QAM

Frequency (MHz)	PMea (dBm)	Pcl (dB)	Diatance	Ga Antenna Gain(dB)	EIRP (dBm)	Limit (dBm)	Margin (dB)	Polarization
3557	-47.32	4.02	3.00	12.21	-39.13	-13.00	26.13	H
5335.5	-46.91	5.11	3.00	13.26	-38.76	-13.00	25.76	H
3557	-49.39	4.02	3.00	12.21	-41.2	-13.00	28.20	V
5335.5	-49.17	5.11	3.00	13.26	-41.02	-13.00	28.02	V

LTE FDD Band 66_Channel Bandwidth 5MHz_16QAM

Frequency (MHz)	PMea (dBm)	Pcl (dB)	Diatance	Ga Antenna Gain(dB)	EIRP (dBm)	Limit (dBm)	Margin (dB)	Polarization
3555	-47.36	4.02	3.00	12.21	-39.17	-13.00	26.17	H
5332.5	-47.44	5.11	3.00	13.26	-39.29	-13.00	26.29	H
3555	-49.19	4.02	3.00	12.21	-41	-13.00	28.00	V
5332.5	-49.13	5.11	3.00	13.26	-40.98	-13.00	27.98	V

LTE FDD Band 66_Channel Bandwidth 10MHz_16QAM

Frequency (MHz)	PMea (dBm)	Pcl (dB)	Diatance	Ga Antenna Gain(dB)	EIRP (dBm)	Limit (dBm)	Margin (dB)	Polarization
3550	-47.54	4.02	3.00	12.21	-39.35	-13.00	26.35	H
5325	-47.02	5.11	3.00	13.26	-38.87	-13.00	25.87	H
3550	-49.61	4.02	3.00	12.21	-41.42	-13.00	28.42	V
5325	-48.8	5.11	3.00	13.26	-40.65	-13.00	27.65	V

LTE FDD Band 66_Channel Bandwidth 15MHz_16QAM

Frequency (MHz)	PMea (dBm)	Pcl (dB)	Diatance	Ga Antenna Gain(dB)	EIRP (dBm)	Limit (dBm)	Margin (dB)	Polarization
3545	-47.89	4.02	3.00	12.21	-39.7	-13.00	26.70	H
5317.5	-47.05	5.11	3.00	13.26	-38.9	-13.00	25.90	H
3545	-49.59	4.02	3.00	12.21	-41.4	-13.00	28.40	V
5317.5	-48.75	5.11	3.00	13.26	-40.6	-13.00	27.60	V

The results shown in this test report refer only to the sample(s) tested unless otherwise stated and the sample(s) are retained for 15 days only. The document is issued by Shenzhen HUAK Testing Technology Co., Ltd., this document cannot be reproduced except in full with our prior written permission.

LTE FDD Band 66_Channel Bandwidth 20MHz_16QAM

Frequency (MHz)	PMea (dBm)	Pcl (dB)	Diatance	Ga Antenna Gain(dB)	EIRP (dBm)	Limit (dBm)	Margin (dB)	Polarization
3540	-47.38	4.02	3.00	12.21	-39.19	-13.00	26.19	H
5310	-46.87	5.11	3.00	13.26	-38.72	-13.00	25.72	H
3540	-49.11	4.02	3.00	12.21	-40.92	-13.00	27.92	V
5310	-48.65	5.11	3.00	13.26	-40.5	-13.00	27.50	V

Series Model No.: E50 Ultra

LTE FDD Band 66_Channel Bandwidth 1.4MHz_QPSK

Frequency (MHz)	PMea (dBm)	Pcl (dB)	Diatance	Ga Antenna Gain(dB)	EIRP (dBm)	Limit (dBm)	Margin (dB)	Polarization
3558.6	-47.1	4.02	3.00	12.21	-38.91	-13.00	25.91	H
5337.9	-46.89	5.11	3.00	13.26	-38.74	-13.00	25.74	H
3558.6	-48.82	4.02	3.00	12.21	-40.63	-13.00	27.63	V
5337.9	-48.98	5.11	3.00	13.26	-40.83	-13.00	27.83	V

LTE FDD Band 66_Channel Bandwidth 3MHz_QPSK

Frequency (MHz)	PMea (dBm)	Pcl (dB)	Diatance	Ga Antenna Gain(dB)	EIRP (dBm)	Limit (dBm)	Margin (dB)	Polarization
3557	-47.82	4.02	3.00	12.21	-39.63	-13.00	26.63	H
5335.5	-46.68	5.11	3.00	13.26	-38.53	-13.00	25.53	H
3557	-48.87	4.02	3.00	12.21	-40.68	-13.00	27.68	V
5335.5	-48.43	5.11	3.00	13.26	-40.28	-13.00	27.28	V

LTE FDD Band 66_Channel Bandwidth 5MHz_QPSK

Frequency (MHz)	PMea (dBm)	Pcl (dB)	Diatance	Ga Antenna Gain(dB)	EIRP (dBm)	Limit (dBm)	Margin (dB)	Polarization
3555	-47.11	4.02	3.00	12.21	-38.92	-13.00	25.92	H
5332.5	-46.94	5.11	3.00	13.26	-38.79	-13.00	25.79	H
3555	-48.99	4.02	3.00	12.21	-40.8	-13.00	27.80	V
5332.5	-48.71	5.11	3.00	13.26	-40.56	-13.00	27.56	V

LTE FDD Band 66_Channel Bandwidth 10MHz_QPSK

Frequency (MHz)	PMea (dBm)	Pcl (dB)	Diatance	Ga Antenna Gain(dB)	EIRP (dBm)	Limit (dBm)	Margin (dB)	Polarization
3550	-47.07	4.02	3.00	12.21	-38.88	-13.00	25.88	H
5325	-47.6	5.11	3.00	13.26	-39.45	-13.00	26.45	H
3550	-48.83	4.02	3.00	12.21	-40.64	-13.00	27.64	V
5325	-48.85	5.11	3.00	13.26	-40.7	-13.00	27.70	V

LTE FDD Band 66_Channel Bandwidth 15MHz_QPSK

Frequency (MHz)	PMea (dBm)	Pcl (dB)	Diatance	Ga Antenna Gain(dB)	EIRP (dBm)	Limit (dBm)	Margin (dB)	Polarization
3545	-47.47	4.02	3.00	12.21	-39.28	-13.00	26.28	H
5317.5	-46.97	5.11	3.00	13.26	-38.82	-13.00	25.82	H
3545	-49.21	4.02	3.00	12.21	-41.02	-13.00	28.02	V
5317.5	-48.6	5.11	3.00	13.26	-40.45	-13.00	27.45	V

The results shown in this test report refer only to the sample(s) tested unless otherwise stated and the sample(s) are retained for 15 days only. The document is issued by Shenzhen HUAK Testing Technology Co., Ltd., this document cannot be reproduced except in full with our prior written permission.

LTE FDD Band 66_Channel Bandwidth 20MHz_QPSK

Frequency (MHz)	PMea (dBm)	Pcl (dB)	Diatance	Ga Antenna Gain(dB)	EIRP (dBm)	Limit (dBm)	Margin (dB)	Polarization
3540	-47.18	4.02	3.00	12.21	-38.99	-13.00	25.99	H
5310	-47.28	5.11	3.00	13.26	-39.13	-13.00	26.13	H
3540	-49.22	4.02	3.00	12.21	-41.03	-13.00	28.03	V
5310	-48.86	5.11	3.00	13.26	-40.71	-13.00	27.71	V

LTE FDD Band 66_Channel Bandwidth 1.4MHz_16QAM

Frequency (MHz)	PMea (dBm)	Pcl (dB)	Diatance	Ga Antenna Gain(dB)	EIRP (dBm)	Limit (dBm)	Margin (dB)	Polarization
3558.6	-47.35	4.02	3.00	12.21	-39.16	-13.00	26.16	H
5337.9	-46.72	5.11	3.00	13.26	-38.57	-13.00	25.57	H
3558.6	-48.99	4.02	3.00	12.21	-40.8	-13.00	27.80	V
5337.9	-49.11	5.11	3.00	13.26	-40.96	-13.00	27.96	V

LTE FDD Band 66_Channel Bandwidth 3MHz_16QAM

Frequency (MHz)	PMea (dBm)	Pcl (dB)	Diatance	Ga Antenna Gain(dB)	EIRP (dBm)	Limit (dBm)	Margin (dB)	Polarization
3557	-47.57	4.02	3.00	12.21	-39.38	-13.00	26.38	H
5335.5	-46.75	5.11	3.00	13.26	-38.6	-13.00	25.60	H
3557	-49.09	4.02	3.00	12.21	-40.9	-13.00	27.90	V
5335.5	-49.17	5.11	3.00	13.26	-41.02	-13.00	28.02	V

LTE FDD Band 66_Channel Bandwidth 5MHz_16QAM

Frequency (MHz)	PMea (dBm)	Pcl (dB)	Diatance	Ga Antenna Gain(dB)	EIRP (dBm)	Limit (dBm)	Margin (dB)	Polarization
3555	-47.08	4.02	3.00	12.21	-38.89	-13.00	25.89	H
5332.5	-46.91	5.11	3.00	13.26	-38.76	-13.00	25.76	H
3555	-49.34	4.02	3.00	12.21	-41.15	-13.00	28.15	V
5332.5	-49.06	5.11	3.00	13.26	-40.91	-13.00	27.91	V

LTE FDD Band 66_Channel Bandwidth 10MHz_16QAM

Frequency (MHz)	PMea (dBm)	Pcl (dB)	Diatance	Ga Antenna Gain(dB)	EIRP (dBm)	Limit (dBm)	Margin (dB)	Polarization
3550	-47.89	4.02	3.00	12.21	-39.7	-13.00	26.70	H
5325	-47.27	5.11	3.00	13.26	-39.12	-13.00	26.12	H
3550	-48.9	4.02	3.00	12.21	-40.71	-13.00	27.71	V
5325	-48.33	5.11	3.00	13.26	-40.18	-13.00	27.18	V

LTE FDD Band 66_Channel Bandwidth 15MHz_16QAM

Frequency (MHz)	PMea (dBm)	Pcl (dB)	Diatance	Ga Antenna Gain(dB)	EIRP (dBm)	Limit (dBm)	Margin (dB)	Polarization
3545	-47.88	4.02	3.00	12.21	-39.69	-13.00	26.69	H
5317.5	-47.29	5.11	3.00	13.26	-39.14	-13.00	26.14	H
3545	-48.74	4.02	3.00	12.21	-40.55	-13.00	27.55	V
5317.5	-48.94	5.11	3.00	13.26	-40.79	-13.00	27.79	V

The results shown in this test report refer only to the sample(s) tested unless otherwise stated and the sample(s) are retained for 15 days only. The document is issued by Shenzhen HUAK Testing Technology Co., Ltd., this document cannot be reproduced except in full with our prior written permission.

LTE FDD Band 66_Channel Bandwidth 20MHz_16QAM

Frequency (MHz)	PMea (dBm)	Pcl (dB)	Diatance	Ga Antenna Gain(dB)	EIRP (dBm)	Limit (dBm)	Margin (dB)	Polarization
3540	-47.05	4.02	3.00	12.21	-38.86	-13.00	25.86	H
5310	-46.82	5.11	3.00	13.26	-38.67	-13.00	25.67	H
3540	-49.4	4.02	3.00	12.21	-41.21	-13.00	28.21	V
5310	-48.49	5.11	3.00	13.26	-40.34	-13.00	27.34	V

Series Model No.: I16 pro max

LTE FDD Band 66_Channel Bandwidth 1.4MHz_QPSK

Frequency (MHz)	PMea (dBm)	Pcl (dB)	Diatance	Ga Antenna Gain(dB)	EIRP (dBm)	Limit (dBm)	Margin (dB)	Polarization
3558.6	-47.41	4.02	3.00	12.21	-39.22	-13.00	26.22	H
5337.9	-47.19	5.11	3.00	13.26	-39.04	-13.00	26.04	H
3558.6	-48.94	4.02	3.00	12.21	-40.75	-13.00	27.75	V
5337.9	-48.68	5.11	3.00	13.26	-40.53	-13.00	27.53	V

LTE FDD Band 66_Channel Bandwidth 3MHz_QPSK

Frequency (MHz)	PMea (dBm)	Pcl (dB)	Diatance	Ga Antenna Gain(dB)	EIRP (dBm)	Limit (dBm)	Margin (dB)	Polarization
3557	-47.35	4.02	3.00	12.21	-39.16	-13.00	26.16	H
5335.5	-47.12	5.11	3.00	13.26	-38.97	-13.00	25.97	H
3557	-49.09	4.02	3.00	12.21	-40.9	-13.00	27.90	V
5335.5	-48.77	5.11	3.00	13.26	-40.62	-13.00	27.62	V

LTE FDD Band 66_Channel Bandwidth 5MHz_QPSK

Frequency (MHz)	PMea (dBm)	Pcl (dB)	Diatance	Ga Antenna Gain(dB)	EIRP (dBm)	Limit (dBm)	Margin (dB)	Polarization
3555	-46.96	4.02	3.00	12.21	-38.77	-13.00	25.77	H
5332.5	-47.11	5.11	3.00	13.26	-38.96	-13.00	25.96	H
3555	-49.39	4.02	3.00	12.21	-41.2	-13.00	28.20	V
5332.5	-48.49	5.11	3.00	13.26	-40.34	-13.00	27.34	V

LTE FDD Band 66_Channel Bandwidth 10MHz_QPSK

Frequency (MHz)	PMea (dBm)	Pcl (dB)	Diatance	Ga Antenna Gain(dB)	EIRP (dBm)	Limit (dBm)	Margin (dB)	Polarization
3550	-47.55	4.02	3.00	12.21	-39.36	-13.00	26.36	H
5325	-46.67	5.11	3.00	13.26	-38.52	-13.00	25.52	H
3550	-49.38	4.02	3.00	12.21	-41.19	-13.00	28.19	V
5325	-49.08	5.11	3.00	13.26	-40.93	-13.00	27.93	V

LTE FDD Band 66_Channel Bandwidth 15MHz_QPSK

Frequency (MHz)	PMea (dBm)	Pcl (dB)	Diatance	Ga Antenna Gain(dB)	EIRP (dBm)	Limit (dBm)	Margin (dB)	Polarization
3545	-47.25	4.02	3.00	12.21	-39.06	-13.00	26.06	H
5317.5	-47.57	5.11	3.00	13.26	-39.42	-13.00	26.42	H
3545	-48.74	4.02	3.00	12.21	-40.55	-13.00	27.55	V
5317.5	-48.87	5.11	3.00	13.26	-40.72	-13.00	27.72	V

The results shown in this test report refer only to the sample(s) tested unless otherwise stated and the sample(s) are retained for 15 days only. The document is issued by Shenzhen HUAK Testing Technology Co., Ltd., this document cannot be reproduced except in full with our prior written permission.

LTE FDD Band 66_Channel Bandwidth 20MHz_QPSK

Frequency (MHz)	PMea (dBm)	Pcl (dB)	Diatance	Ga Antenna Gain(dB)	EIRP (dBm)	Limit (dBm)	Margin (dB)	Polarization
3540	-47.15	4.02	3.00	12.21	-38.96	-13.00	25.96	H
5310	-47.44	5.11	3.00	13.26	-39.29	-13.00	26.29	H
3540	-49.44	4.02	3.00	12.21	-41.25	-13.00	28.25	V
5310	-48.72	5.11	3.00	13.26	-40.57	-13.00	27.57	V

LTE FDD Band 66_Channel Bandwidth 1.4MHz_16QAM

Frequency (MHz)	PMea (dBm)	Pcl (dB)	Diatance	Ga Antenna Gain(dB)	EIRP (dBm)	Limit (dBm)	Margin (dB)	Polarization
3558.6	-47.77	4.02	3.00	12.21	-39.58	-13.00	26.58	H
5337.9	-47.21	5.11	3.00	13.26	-39.06	-13.00	26.06	H
3558.6	-48.83	4.02	3.00	12.21	-40.64	-13.00	27.64	V
5337.9	-48.89	5.11	3.00	13.26	-40.74	-13.00	27.74	V

LTE FDD Band 66_Channel Bandwidth 3MHz_16QAM

Frequency (MHz)	PMea (dBm)	Pcl (dB)	Diatance	Ga Antenna Gain(dB)	EIRP (dBm)	Limit (dBm)	Margin (dB)	Polarization
3557	-47.29	4.02	3.00	12.21	-39.1	-13.00	26.10	H
5335.5	-47.64	5.11	3.00	13.26	-39.49	-13.00	26.49	H
3557	-48.75	4.02	3.00	12.21	-40.56	-13.00	27.56	V
5335.5	-49.15	5.11	3.00	13.26	-41	-13.00	28.00	V

LTE FDD Band 66_Channel Bandwidth 5MHz_16QAM

Frequency (MHz)	PMea (dBm)	Pcl (dB)	Diatance	Ga Antenna Gain(dB)	EIRP (dBm)	Limit (dBm)	Margin (dB)	Polarization
3555	-46.96	4.02	3.00	12.21	-38.77	-13.00	25.77	H
5332.5	-47.6	5.11	3.00	13.26	-39.45	-13.00	26.45	H
3555	-49.06	4.02	3.00	12.21	-40.87	-13.00	27.87	V
5332.5	-48.51	5.11	3.00	13.26	-40.36	-13.00	27.36	V

LTE FDD Band 66_Channel Bandwidth 10MHz_16QAM

Frequency (MHz)	PMea (dBm)	Pcl (dB)	Diatance	Ga Antenna Gain(dB)	EIRP (dBm)	Limit (dBm)	Margin (dB)	Polarization
3550	-47.29	4.02	3.00	12.21	-39.1	-13.00	26.10	H
5325	-47.62	5.11	3.00	13.26	-39.47	-13.00	26.47	H
3550	-49.42	4.02	3.00	12.21	-41.23	-13.00	28.23	V
5325	-48.38	5.11	3.00	13.26	-40.23	-13.00	27.23	V

LTE FDD Band 66_Channel Bandwidth 15MHz_16QAM

Frequency (MHz)	PMea (dBm)	Pcl (dB)	Diatance	Ga Antenna Gain(dB)	EIRP (dBm)	Limit (dBm)	Margin (dB)	Polarization
3545	-47	4.02	3.00	12.21	-38.81	-13.00	25.81	H
5317.5	-47.16	5.11	3.00	13.26	-39.01	-13.00	26.01	H
3545	-49	4.02	3.00	12.21	-40.81	-13.00	27.81	V
5317.5	-49.22	5.11	3.00	13.26	-41.07	-13.00	28.07	V

The results shown in this test report refer only to the sample(s) tested unless otherwise stated and the sample(s) are retained for 15 days only. The document is issued by Shenzhen HUAK Testing Technology Co., Ltd., this document cannot be reproduced except in full with our prior written permission.

LTE FDD Band 66_Channel Bandwidth 20MHz_16QAM

Frequency (MHz)	PMea (dBm)	Pcl (dB)	Diatance	Ga Antenna Gain(dB)	EIRP (dBm)	Limit (dBm)	Margin (dB)	Polarization
3540	-47.49	4.02	3.00	12.21	-39.3	-13.00	26.30	H
5310	-47.13	5.11	3.00	13.26	-38.98	-13.00	25.98	H
3540	-49.44	4.02	3.00	12.21	-41.25	-13.00	28.25	V
5310	-48.29	5.11	3.00	13.26	-40.14	-13.00	27.14	V

Series Model No.: P6 pro

LTE FDD Band 66_Channel Bandwidth 1.4MHz_QPSK

Frequency (MHz)	PMea (dBm)	Pcl (dB)	Diatance	Ga Antenna Gain(dB)	EIRP (dBm)	Limit (dBm)	Margin (dB)	Polarization
3558.6	-47.14	4.02	3.00	12.21	-38.95	-13.00	25.95	H
5337.9	-47.66	5.11	3.00	13.26	-39.51	-13.00	26.51	H
3558.6	-49.19	4.02	3.00	12.21	-41	-13.00	28.00	V
5337.9	-48.5	5.11	3.00	13.26	-40.35	-13.00	27.35	V

LTE FDD Band 66_Channel Bandwidth 3MHz_QPSK

Frequency (MHz)	PMea (dBm)	Pcl (dB)	Diatance	Ga Antenna Gain(dB)	EIRP (dBm)	Limit (dBm)	Margin (dB)	Polarization
3557	-47.76	4.02	3.00	12.21	-39.57	-13.00	26.57	H
5335.5	-46.8	5.11	3.00	13.26	-38.65	-13.00	25.65	H
3557	-49.43	4.02	3.00	12.21	-41.24	-13.00	28.24	V
5335.5	-48.72	5.11	3.00	13.26	-40.57	-13.00	27.57	V

LTE FDD Band 66_Channel Bandwidth 5MHz_QPSK

Frequency (MHz)	PMea (dBm)	Pcl (dB)	Diatance	Ga Antenna Gain(dB)	EIRP (dBm)	Limit (dBm)	Margin (dB)	Polarization
3555	-46.93	4.02	3.00	12.21	-38.74	-13.00	25.74	H
5332.5	-46.96	5.11	3.00	13.26	-38.81	-13.00	25.81	H
3555	-49.41	4.02	3.00	12.21	-41.22	-13.00	28.22	V
5332.5	-48.9	5.11	3.00	13.26	-40.75	-13.00	27.75	V

LTE FDD Band 66_Channel Bandwidth 10MHz_QPSK

Frequency (MHz)	PMea (dBm)	Pcl (dB)	Diatance	Ga Antenna Gain(dB)	EIRP (dBm)	Limit (dBm)	Margin (dB)	Polarization
3550	-46.94	4.02	3.00	12.21	-38.75	-13.00	25.75	H
5325	-47.05	5.11	3.00	13.26	-38.9	-13.00	25.90	H
3550	-49.29	4.02	3.00	12.21	-41.1	-13.00	28.10	V
5325	-48.32	5.11	3.00	13.26	-40.17	-13.00	27.17	V

LTE FDD Band 66_Channel Bandwidth 15MHz_QPSK

Frequency (MHz)	PMea (dBm)	Pcl (dB)	Diatance	Ga Antenna Gain(dB)	EIRP (dBm)	Limit (dBm)	Margin (dB)	Polarization
3545	-47.82	4.02	3.00	12.21	-39.63	-13.00	26.63	H
5317.5	-47.35	5.11	3.00	13.26	-39.2	-13.00	26.20	H
3545	-49.49	4.02	3.00	12.21	-41.3	-13.00	28.30	V
5317.5	-49.07	5.11	3.00	13.26	-40.92	-13.00	27.92	V

The results shown in this test report refer only to the sample(s) tested unless otherwise stated and the sample(s) are retained for 15 days only. The document is issued by Shenzhen HUAK Testing Technology Co., Ltd., this document cannot be reproduced except in full with our prior written permission.

LTE FDD Band 66_Channel Bandwidth 20MHz_QPSK

Frequency (MHz)	PMea (dBm)	Pcl (dB)	Diatance	Ga Antenna Gain(dB)	EIRP (dBm)	Limit (dBm)	Margin (dB)	Polarization
3540	-47.79	4.02	3.00	12.21	-39.6	-13.00	26.60	H
5310	-47.17	5.11	3.00	13.26	-39.02	-13.00	26.02	H
3540	-48.73	4.02	3.00	12.21	-40.54	-13.00	27.54	V
5310	-48.69	5.11	3.00	13.26	-40.54	-13.00	27.54	V

LTE FDD Band 66_Channel Bandwidth 1.4MHz_16QAM

Frequency (MHz)	PMea (dBm)	Pcl (dB)	Diatance	Ga Antenna Gain(dB)	EIRP (dBm)	Limit (dBm)	Margin (dB)	Polarization
3558.6	-47.52	4.02	3.00	12.21	-39.33	-13.00	26.33	H
5337.9	-47	5.11	3.00	13.26	-38.85	-13.00	25.85	H
3558.6	-49.12	4.02	3.00	12.21	-40.93	-13.00	27.93	V
5337.9	-48.48	5.11	3.00	13.26	-40.33	-13.00	27.33	V

LTE FDD Band 66_Channel Bandwidth 3MHz_16QAM

Frequency (MHz)	PMea (dBm)	Pcl (dB)	Diatance	Ga Antenna Gain(dB)	EIRP (dBm)	Limit (dBm)	Margin (dB)	Polarization
3557	-47.4	4.02	3.00	12.21	-39.21	-13.00	26.21	H
5335.5	-47.02	5.11	3.00	13.26	-38.87	-13.00	25.87	H
3557	-48.79	4.02	3.00	12.21	-40.6	-13.00	27.60	V
5335.5	-48.36	5.11	3.00	13.26	-40.21	-13.00	27.21	V

LTE FDD Band 66_Channel Bandwidth 5MHz_16QAM

Frequency (MHz)	PMea (dBm)	Pcl (dB)	Diatance	Ga Antenna Gain(dB)	EIRP (dBm)	Limit (dBm)	Margin (dB)	Polarization
3555	-47.91	4.02	3.00	12.21	-39.72	-13.00	26.72	H
5332.5	-46.73	5.11	3.00	13.26	-38.58	-13.00	25.58	H
3555	-49.45	4.02	3.00	12.21	-41.26	-13.00	28.26	V
5332.5	-49.19	5.11	3.00	13.26	-41.04	-13.00	28.04	V

LTE FDD Band 66_Channel Bandwidth 10MHz_16QAM

Frequency (MHz)	PMea (dBm)	Pcl (dB)	Diatance	Ga Antenna Gain(dB)	EIRP (dBm)	Limit (dBm)	Margin (dB)	Polarization
3550	-47.65	4.02	3.00	12.21	-39.46	-13.00	26.46	H
5325	-46.74	5.11	3.00	13.26	-38.59	-13.00	25.59	H
3550	-48.81	4.02	3.00	12.21	-40.62	-13.00	27.62	V
5325	-48.91	5.11	3.00	13.26	-40.76	-13.00	27.76	V

LTE FDD Band 66_Channel Bandwidth 15MHz_16QAM

Frequency (MHz)	PMea (dBm)	Pcl (dB)	Diatance	Ga Antenna Gain(dB)	EIRP (dBm)	Limit (dBm)	Margin (dB)	Polarization
3545	-47.11	4.02	3.00	12.21	-38.92	-13.00	25.92	H
5317.5	-46.8	5.11	3.00	13.26	-38.65	-13.00	25.65	H
3545	-49.02	4.02	3.00	12.21	-40.83	-13.00	27.83	V
5317.5	-48.88	5.11	3.00	13.26	-40.73	-13.00	27.73	V

The results shown in this test report refer only to the sample(s) tested unless otherwise stated and the sample(s) are retained for 15 days only. The document is issued by Shenzhen HUAK Testing Technology Co., Ltd., this document cannot be reproduced except in full with our prior written permission.

LTE FDD Band 66_Channel Bandwidth 20MHz_16QAM

Frequency (MHz)	PMea (dBm)	Pcl (dB)	Diatance	Ga Antenna Gain(dB)	EIRP (dBm)	Limit (dBm)	Margin (dB)	Polarization
3540	-47.3	4.02	3.00	12.21	-39.11	-13.00	26.11	H
5310	-47.05	5.11	3.00	13.26	-38.9	-13.00	25.90	H
3540	-49.16	4.02	3.00	12.21	-40.97	-13.00	27.97	V
5310	-48.26	5.11	3.00	13.26	-40.11	-13.00	27.11	V

Series Model No.: Sp20 Pro

LTE FDD Band 66_Channel Bandwidth 1.4MHz_QPSK

Frequency (MHz)	PMea (dBm)	Pcl (dB)	Diatance	Ga Antenna Gain(dB)	EIRP (dBm)	Limit (dBm)	Margin (dB)	Polarization
3558.6	-47.69	4.02	3.00	12.21	-39.5	-13.00	26.50	H
5337.9	-47.3	5.11	3.00	13.26	-39.15	-13.00	26.15	H
3558.6	-48.77	4.02	3.00	12.21	-40.58	-13.00	27.58	V
5337.9	-48.59	5.11	3.00	13.26	-40.44	-13.00	27.44	V

LTE FDD Band 66_Channel Bandwidth 3MHz_QPSK

Frequency (MHz)	PMea (dBm)	Pcl (dB)	Diatance	Ga Antenna Gain(dB)	EIRP (dBm)	Limit (dBm)	Margin (dB)	Polarization
3557	-47.33	4.02	3.00	12.21	-39.14	-13.00	26.14	H
5335.5	-46.96	5.11	3.00	13.26	-38.81	-13.00	25.81	H
3557	-49.5	4.02	3.00	12.21	-41.31	-13.00	28.31	V
5335.5	-49.03	5.11	3.00	13.26	-40.88	-13.00	27.88	V

LTE FDD Band 66_Channel Bandwidth 5MHz_QPSK

Frequency (MHz)	PMea (dBm)	Pcl (dB)	Diatance	Ga Antenna Gain(dB)	EIRP (dBm)	Limit (dBm)	Margin (dB)	Polarization
3555	-47.43	4.02	3.00	12.21	-39.24	-13.00	26.24	H
5332.5	-46.74	5.11	3.00	13.26	-38.59	-13.00	25.59	H
3555	-49.36	4.02	3.00	12.21	-41.17	-13.00	28.17	V
5332.5	-49.02	5.11	3.00	13.26	-40.87	-13.00	27.87	V

LTE FDD Band 66_Channel Bandwidth 10MHz_QPSK

Frequency (MHz)	PMea (dBm)	Pcl (dB)	Diatance	Ga Antenna Gain(dB)	EIRP (dBm)	Limit (dBm)	Margin (dB)	Polarization
3550	-47.06	4.02	3.00	12.21	-38.87	-13.00	25.87	H
5325	-47.17	5.11	3.00	13.26	-39.02	-13.00	26.02	H
3550	-49.15	4.02	3.00	12.21	-40.96	-13.00	27.96	V
5325	-48.85	5.11	3.00	13.26	-40.7	-13.00	27.70	V

LTE FDD Band 66_Channel Bandwidth 15MHz_QPSK

Frequency (MHz)	PMea (dBm)	Pcl (dB)	Diatance	Ga Antenna Gain(dB)	EIRP (dBm)	Limit (dBm)	Margin (dB)	Polarization
3545	-47.82	4.02	3.00	12.21	-39.63	-13.00	26.63	H
5317.5	-47.59	5.11	3.00	13.26	-39.44	-13.00	26.44	H
3545	-49.89	4.02	3.00	12.21	-41.7	-13.00	28.70	V
5317.5	-49.04	5.11	3.00	13.26	-40.89	-13.00	27.89	V

The results shown in this test report refer only to the sample(s) tested unless otherwise stated and the sample(s) are retained for 15 days only. The document is issued by Shenzhen HUAK Testing Technology Co., Ltd., this document cannot be reproduced except in full with our prior written permission.

LTE FDD Band 66_Channel Bandwidth 20MHz_QPSK

Frequency (MHz)	PMea (dBm)	Pcl (dB)	Diatance	Ga Antenna Gain(dB)	EIRP (dBm)	Limit (dBm)	Margin (dB)	Polarization
3540	-47.94	4.02	3.00	12.21	-39.75	-13.00	26.75	H
5310	-47.78	5.11	3.00	13.26	-39.63	-13.00	26.63	H
3540	-50.08	4.02	3.00	12.21	-41.89	-13.00	28.89	V
5310	-49.32	5.11	3.00	13.26	-41.17	-13.00	28.17	V

LTE FDD Band 66_Channel Bandwidth 1.4MHz_16QAM

Frequency (MHz)	PMea (dBm)	Pcl (dB)	Diatance	Ga Antenna Gain(dB)	EIRP (dBm)	Limit (dBm)	Margin (dB)	Polarization
3558.6	-48.28	4.02	3.00	12.21	-40.09	-13.00	27.09	H
5337.9	-48.12	5.11	3.00	13.26	-39.97	-13.00	26.97	H
3558.6	-49.38	4.02	3.00	12.21	-41.19	-13.00	28.19	V
5337.9	-49.43	5.11	3.00	13.26	-41.28	-13.00	28.28	V

LTE FDD Band 66_Channel Bandwidth 3MHz_16QAM

Frequency (MHz)	PMea (dBm)	Pcl (dB)	Diatance	Ga Antenna Gain(dB)	EIRP (dBm)	Limit (dBm)	Margin (dB)	Polarization
3557	-47.62	4.02	3.00	12.21	-39.43	-13.00	26.43	H
5335.5	-47.33	5.11	3.00	13.26	-39.18	-13.00	26.18	H
3557	-50.11	4.02	3.00	12.21	-41.92	-13.00	28.92	V
5335.5	-49.58	5.11	3.00	13.26	-41.43	-13.00	28.43	V

LTE FDD Band 66_Channel Bandwidth 5MHz_16QAM

Frequency (MHz)	PMea (dBm)	Pcl (dB)	Diatance	Ga Antenna Gain(dB)	EIRP (dBm)	Limit (dBm)	Margin (dB)	Polarization
3555	-47.74	4.02	3.00	12.21	-39.55	-13.00	26.55	H
5332.5	-48.03	5.11	3.00	13.26	-39.88	-13.00	26.88	H
3555	-49.29	4.02	3.00	12.21	-41.1	-13.00	28.10	V
5332.5	-49.66	5.11	3.00	13.26	-41.51	-13.00	28.51	V

LTE FDD Band 66_Channel Bandwidth 10MHz_16QAM

Frequency (MHz)	PMea (dBm)	Pcl (dB)	Diatance	Ga Antenna Gain(dB)	EIRP (dBm)	Limit (dBm)	Margin (dB)	Polarization
3550	-47.61	4.02	3.00	12.21	-39.42	-13.00	26.42	H
5325	-47.67	5.11	3.00	13.26	-39.52	-13.00	26.52	H
3550	-49.51	4.02	3.00	12.21	-41.32	-13.00	28.32	V
5325	-49.46	5.11	3.00	13.26	-41.31	-13.00	28.31	V

LTE FDD Band 66_Channel Bandwidth 15MHz_16QAM

Frequency (MHz)	PMea (dBm)	Pcl (dB)	Diatance	Ga Antenna Gain(dB)	EIRP (dBm)	Limit (dBm)	Margin (dB)	Polarization
3545	-48.05	4.02	3.00	12.21	-39.86	-13.00	26.86	H
5317.5	-47.77	5.11	3.00	13.26	-39.62	-13.00	26.62	H
3545	-50.01	4.02	3.00	12.21	-41.82	-13.00	28.82	V
5317.5	-49.61	5.11	3.00	13.26	-41.46	-13.00	28.46	V

The results shown in this test report refer only to the sample(s) tested unless otherwise stated and the sample(s) are retained for 15 days only. The document is issued by Shenzhen HUAK Testing Technology Co., Ltd., this document cannot be reproduced except in full with our prior written permission.

LTE FDD Band 66_Channel Bandwidth 20MHz_16QAM

Frequency (MHz)	PMea (dBm)	Pcl (dB)	Diatance	Ga Antenna Gain(dB)	EIRP (dBm)	Limit (dBm)	Margin (dB)	Polarization
3540	-48.36	4.02	3.00	12.21	-40.17	-13.00	27.17	H
5310	-47.86	5.11	3.00	13.26	-39.71	-13.00	26.71	H
3540	-49.19	4.02	3.00	12.21	-41	-13.00	28.00	V
5310	-48.96	5.11	3.00	13.26	-40.81	-13.00	27.81	V

Series Model No.: OP12 pro

LTE FDD Band 66_Channel Bandwidth 1.4MHz_QPSK

Frequency (MHz)	PMea (dBm)	Pcl (dB)	Diatance	Ga Antenna Gain(dB)	EIRP (dBm)	Limit (dBm)	Margin (dB)	Polarization
3558.6	-47.62	4.02	3.00	12.21	-39.43	-13.00	26.43	H
5337.9	-47.49	5.11	3.00	13.26	-39.34	-13.00	26.34	H
3558.6	-49.99	4.02	3.00	12.21	-41.8	-13.00	28.80	V
5337.9	-49.6	5.11	3.00	13.26	-41.45	-13.00	28.45	V

LTE FDD Band 66_Channel Bandwidth 3MHz_QPSK

Frequency (MHz)	PMea (dBm)	Pcl (dB)	Diatance	Ga Antenna Gain(dB)	EIRP (dBm)	Limit (dBm)	Margin (dB)	Polarization
3557	-47.8	4.02	3.00	12.21	-39.61	-13.00	26.61	H
5335.5	-47.33	5.11	3.00	13.26	-39.18	-13.00	26.18	H
3557	-49.88	4.02	3.00	12.21	-41.69	-13.00	28.69	V
5335.5	-49.51	5.11	3.00	13.26	-41.36	-13.00	28.36	V

LTE FDD Band 66_Channel Bandwidth 5MHz_QPSK

Frequency (MHz)	PMea (dBm)	Pcl (dB)	Diatance	Ga Antenna Gain(dB)	EIRP (dBm)	Limit (dBm)	Margin (dB)	Polarization
3555	-48.13	4.02	3.00	12.21	-39.94	-13.00	26.94	H
5332.5	-47.02	5.11	3.00	13.26	-38.87	-13.00	25.87	H
3555	-49.3	4.02	3.00	12.21	-41.11	-13.00	28.11	V
5332.5	-49.45	5.11	3.00	13.26	-41.3	-13.00	28.30	V

LTE FDD Band 66_Channel Bandwidth 10MHz_QPSK

Frequency (MHz)	PMea (dBm)	Pcl (dB)	Diatance	Ga Antenna Gain(dB)	EIRP (dBm)	Limit (dBm)	Margin (dB)	Polarization
3550	-47.37	4.02	3.00	12.21	-39.18	-13.00	26.18	H
5325	-47.38	5.11	3.00	13.26	-39.23	-13.00	26.23	H
3550	-49.91	4.02	3.00	12.21	-41.72	-13.00	28.72	V
5325	-48.83	5.11	3.00	13.26	-40.68	-13.00	27.68	V

LTE FDD Band 66_Channel Bandwidth 15MHz_QPSK

Frequency (MHz)	PMea (dBm)	Pcl (dB)	Diatance	Ga Antenna Gain(dB)	EIRP (dBm)	Limit (dBm)	Margin (dB)	Polarization
3545	-47.65	4.02	3.00	12.21	-39.46	-13.00	26.46	H
5317.5	-47.23	5.11	3.00	13.26	-39.08	-13.00	26.08	H
3545	-49.08	4.02	3.00	12.21	-40.89	-13.00	27.89	V
5317.5	-48.61	5.11	3.00	13.26	-40.46	-13.00	27.46	V

The results shown in this test report refer only to the sample(s) tested unless otherwise stated and the sample(s) are retained for 15 days only. The document is issued by Shenzhen HUAK Testing Technology Co., Ltd., this document cannot be reproduced except in full with our prior written permission.

LTE FDD Band 66_Channel Bandwidth 20MHz_QPSK

Frequency (MHz)	PMea (dBm)	Pcl (dB)	Diatance	Ga Antenna Gain(dB)	EIRP (dBm)	Limit (dBm)	Margin (dB)	Polarization
3540	-47.51	4.02	3.00	12.21	-39.32	-13.00	26.32	H
5310	-47.17	5.11	3.00	13.26	-39.02	-13.00	26.02	H
3540	-49.47	4.02	3.00	12.21	-41.28	-13.00	28.28	V
5310	-49.46	5.11	3.00	13.26	-41.31	-13.00	28.31	V

LTE FDD Band 66_Channel Bandwidth 1.4MHz_16QAM

Frequency (MHz)	PMea (dBm)	Pcl (dB)	Diatance	Ga Antenna Gain(dB)	EIRP (dBm)	Limit (dBm)	Margin (dB)	Polarization
3558.6	-47.95	4.02	3.00	12.21	-39.76	-13.00	26.76	H
5337.9	-47.6	5.11	3.00	13.26	-39.45	-13.00	26.45	H
3558.6	-49.19	4.02	3.00	12.21	-41	-13.00	28.00	V
5337.9	-49.18	5.11	3.00	13.26	-41.03	-13.00	28.03	V

LTE FDD Band 66_Channel Bandwidth 3MHz_16QAM

Frequency (MHz)	PMea (dBm)	Pcl (dB)	Diatance	Ga Antenna Gain(dB)	EIRP (dBm)	Limit (dBm)	Margin (dB)	Polarization
3557	-47.36	4.02	3.00	12.21	-39.17	-13.00	26.17	H
5335.5	-47.62	5.11	3.00	13.26	-39.47	-13.00	26.47	H
3557	-49.82	4.02	3.00	12.21	-41.63	-13.00	28.63	V
5335.5	-48.97	5.11	3.00	13.26	-40.82	-13.00	27.82	V

LTE FDD Band 66_Channel Bandwidth 5MHz_16QAM

Frequency (MHz)	PMea (dBm)	Pcl (dB)	Diatance	Ga Antenna Gain(dB)	EIRP (dBm)	Limit (dBm)	Margin (dB)	Polarization
3555	-47.9	4.02	3.00	12.21	-39.71	-13.00	26.71	H
5332.5	-47.35	5.11	3.00	13.26	-39.2	-13.00	26.20	H
3555	-49.46	4.02	3.00	12.21	-41.27	-13.00	28.27	V
5332.5	-48.93	5.11	3.00	13.26	-40.78	-13.00	27.78	V

LTE FDD Band 66_Channel Bandwidth 10MHz_16QAM

Frequency (MHz)	PMea (dBm)	Pcl (dB)	Diatance	Ga Antenna Gain(dB)	EIRP (dBm)	Limit (dBm)	Margin (dB)	Polarization
3550	-48.12	4.02	3.00	12.21	-39.93	-13.00	26.93	H
5325	-47.68	5.11	3.00	13.26	-39.53	-13.00	26.53	H
3550	-49.13	4.02	3.00	12.21	-40.94	-13.00	27.94	V
5325	-49.05	5.11	3.00	13.26	-40.9	-13.00	27.90	V

LTE FDD Band 66_Channel Bandwidth 15MHz_16QAM

Frequency (MHz)	PMea (dBm)	Pcl (dB)	Diatance	Ga Antenna Gain(dB)	EIRP (dBm)	Limit (dBm)	Margin (dB)	Polarization
3545	-47.73	4.02	3.00	12.21	-39.54	-13.00	26.54	H
5317.5	-47.33	5.11	3.00	13.26	-39.18	-13.00	26.18	H
3545	-49.25	4.02	3.00	12.21	-41.06	-13.00	28.06	V
5317.5	-49.32	5.11	3.00	13.26	-41.17	-13.00	28.17	V

The results shown in this test report refer only to the sample(s) tested unless otherwise stated and the sample(s) are retained for 15 days only. The document is issued by Shenzhen HUAK Testing Technology Co., Ltd., this document cannot be reproduced except in full with our prior written permission.

LTE FDD Band 66_Channel Bandwidth 20MHz_16QAM

Frequency (MHz)	PMea (dBm)	Pcl (dB)	Diatance	Ga Antenna Gain(dB)	EIRP (dBm)	Limit (dBm)	Margin (dB)	Polarization
3540	-47.44	4.02	3.00	12.21	-39.25	-13.00	26.25	H
5310	-47.76	5.11	3.00	13.26	-39.61	-13.00	26.61	H
3540	-49.43	4.02	3.00	12.21	-41.24	-13.00	28.24	V
5310	-49.39	5.11	3.00	13.26	-41.24	-13.00	28.24	V

Series Model No.: T3 Pro

LTE FDD Band 66_Channel Bandwidth 1.4MHz_QPSK

Frequency (MHz)	PMea (dBm)	Pcl (dB)	Diatance	Ga Antenna Gain(dB)	EIRP (dBm)	Limit (dBm)	Margin (dB)	Polarization
3558.6	-47.89	4.02	3.00	12.21	-39.7	-13.00	26.70	H
5337.9	-47.06	5.11	3.00	13.26	-38.91	-13.00	25.91	H
3558.6	-49.5	4.02	3.00	12.21	-41.31	-13.00	28.31	V
5337.9	-49.1	5.11	3.00	13.26	-40.95	-13.00	27.95	V

LTE FDD Band 66_Channel Bandwidth 3MHz_QPSK

Frequency (MHz)	PMea (dBm)	Pcl (dB)	Diatance	Ga Antenna Gain(dB)	EIRP (dBm)	Limit (dBm)	Margin (dB)	Polarization
3557	-47.93	4.02	3.00	12.21	-39.74	-13.00	26.74	H
5335.5	-47.18	5.11	3.00	13.26	-39.03	-13.00	26.03	H
3557	-49.79	4.02	3.00	12.21	-41.6	-13.00	28.60	V
5335.5	-48.79	5.11	3.00	13.26	-40.64	-13.00	27.64	V

LTE FDD Band 66_Channel Bandwidth 5MHz_QPSK

Frequency (MHz)	PMea (dBm)	Pcl (dB)	Diatance	Ga Antenna Gain(dB)	EIRP (dBm)	Limit (dBm)	Margin (dB)	Polarization
3555	-47.88	4.02	3.00	12.21	-39.69	-13.00	26.69	H
5332.5	-47.56	5.11	3.00	13.26	-39.41	-13.00	26.41	H
3555	-49.67	4.02	3.00	12.21	-41.48	-13.00	28.48	V
5332.5	-48.66	5.11	3.00	13.26	-40.51	-13.00	27.51	V

LTE FDD Band 66_Channel Bandwidth 10MHz_QPSK

Frequency (MHz)	PMea (dBm)	Pcl (dB)	Diatance	Ga Antenna Gain(dB)	EIRP (dBm)	Limit (dBm)	Margin (dB)	Polarization
3550	-48	4.02	3.00	12.21	-39.81	-13.00	26.81	H
5325	-47.68	5.11	3.00	13.26	-39.53	-13.00	26.53	H
3550	-49.29	4.02	3.00	12.21	-41.1	-13.00	28.10	V
5325	-48.75	5.11	3.00	13.26	-40.6	-13.00	27.60	V

LTE FDD Band 66_Channel Bandwidth 15MHz_QPSK

Frequency (MHz)	PMea (dBm)	Pcl (dB)	Diatance	Ga Antenna Gain(dB)	EIRP (dBm)	Limit (dBm)	Margin (dB)	Polarization
3545	-47.66	4.02	3.00	12.21	-39.47	-13.00	26.47	H
5317.5	-47.66	5.11	3.00	13.26	-39.51	-13.00	26.51	H
3545	-49.36	4.02	3.00	12.21	-41.17	-13.00	28.17	V
5317.5	-49.44	5.11	3.00	13.26	-41.29	-13.00	28.29	V

The results shown in this test report refer only to the sample(s) tested unless otherwise stated and the sample(s) are retained for 15 days only. The document is issued by Shenzhen HUAK Testing Technology Co., Ltd., this document cannot be reproduced except in full with our prior written permission.

LTE FDD Band 66_Channel Bandwidth 20MHz_QPSK

Frequency (MHz)	PMea (dBm)	Pcl (dB)	Diatance	Ga Antenna Gain(dB)	EIRP (dBm)	Limit (dBm)	Margin (dB)	Polarization
3540	-47.38	4.02	3.00	12.21	-39.19	-13.00	26.19	H
5310	-47.03	5.11	3.00	13.26	-38.88	-13.00	25.88	H
3540	-48.99	4.02	3.00	12.21	-40.8	-13.00	27.80	V
5310	-49.3	5.11	3.00	13.26	-41.15	-13.00	28.15	V

LTE FDD Band 66_Channel Bandwidth 1.4MHz_16QAM

Frequency (MHz)	PMea (dBm)	Pcl (dB)	Diatance	Ga Antenna Gain(dB)	EIRP (dBm)	Limit (dBm)	Margin (dB)	Polarization
3558.6	-47.49	4.02	3.00	12.21	-39.3	-13.00	26.30	H
5337.9	-47.42	5.11	3.00	13.26	-39.27	-13.00	26.27	H
3558.6	-49.03	4.02	3.00	12.21	-40.84	-13.00	27.84	V
5337.9	-48.72	5.11	3.00	13.26	-40.57	-13.00	27.57	V

LTE FDD Band 66_Channel Bandwidth 3MHz_16QAM

Frequency (MHz)	PMea (dBm)	Pcl (dB)	Diatance	Ga Antenna Gain(dB)	EIRP (dBm)	Limit (dBm)	Margin (dB)	Polarization
3557	-47.73	4.02	3.00	12.21	-39.54	-13.00	26.54	H
5335.5	-47.14	5.11	3.00	13.26	-38.99	-13.00	25.99	H
3557	-49.3	4.02	3.00	12.21	-41.11	-13.00	28.11	V
5335.5	-48.73	5.11	3.00	13.26	-40.58	-13.00	27.58	V

LTE FDD Band 66_Channel Bandwidth 5MHz_16QAM

Frequency (MHz)	PMea (dBm)	Pcl (dB)	Diatance	Ga Antenna Gain(dB)	EIRP (dBm)	Limit (dBm)	Margin (dB)	Polarization
3555	-47.26	4.02	3.00	12.21	-39.07	-13.00	26.07	H
5332.5	-47.93	5.11	3.00	13.26	-39.78	-13.00	26.78	H
3555	-49.01	4.02	3.00	12.21	-40.82	-13.00	27.82	V
5332.5	-48.73	5.11	3.00	13.26	-40.58	-13.00	27.58	V

LTE FDD Band 66_Channel Bandwidth 10MHz_16QAM

Frequency (MHz)	PMea (dBm)	Pcl (dB)	Diatance	Ga Antenna Gain(dB)	EIRP (dBm)	Limit (dBm)	Margin (dB)	Polarization
3550	-47.59	4.02	3.00	12.21	-39.4	-13.00	26.40	H
5325	-47.28	5.11	3.00	13.26	-39.13	-13.00	26.13	H
3550	-49.67	4.02	3.00	12.21	-41.48	-13.00	28.48	V
5325	-48.95	5.11	3.00	13.26	-40.8	-13.00	27.80	V

LTE FDD Band 66_Channel Bandwidth 15MHz_16QAM

Frequency (MHz)	PMea (dBm)	Pcl (dB)	Diatance	Ga Antenna Gain(dB)	EIRP (dBm)	Limit (dBm)	Margin (dB)	Polarization
3545	-47.33	4.02	3.00	12.21	-39.14	-13.00	26.14	H
5317.5	-47.57	5.11	3.00	13.26	-39.42	-13.00	26.42	H
3545	-49.31	4.02	3.00	12.21	-41.12	-13.00	28.12	V
5317.5	-49.3	5.11	3.00	13.26	-41.15	-13.00	28.15	V

The results shown in this test report refer only to the sample(s) tested unless otherwise stated and the sample(s) are retained for 15 days only. The document is issued by Shenzhen HUAK Testing Technology Co., Ltd., this document cannot be reproduced except in full with our prior written permission.

LTE FDD Band 66_Channel Bandwidth 20MHz_16QAM

Frequency (MHz)	PMea (dBm)	Pcl (dB)	Diatance	Ga Antenna Gain(dB)	EIRP (dBm)	Limit (dBm)	Margin (dB)	Polarization
3540	-47.94	4.02	3.00	12.21	-39.75	-13.00	26.75	H
5310	-47.56	5.11	3.00	13.26	-39.41	-13.00	26.41	H
3540	-49.85	4.02	3.00	12.21	-41.66	-13.00	28.66	V
5310	-48.87	5.11	3.00	13.26	-40.72	-13.00	27.72	V

Series Model No.: P8 Pro

LTE FDD Band 66_Channel Bandwidth 1.4MHz_QPSK

Frequency (MHz)	PMea (dBm)	Pcl (dB)	Diatance	Ga Antenna Gain(dB)	EIRP (dBm)	Limit (dBm)	Margin (dB)	Polarization
3558.6	-47.71	4.02	3.00	12.21	-39.52	-13.00	26.52	H
5337.9	-47.1	5.11	3.00	13.26	-38.95	-13.00	25.95	H
3558.6	-49.85	4.02	3.00	12.21	-41.66	-13.00	28.66	V
5337.9	-49.29	5.11	3.00	13.26	-41.14	-13.00	28.14	V

LTE FDD Band 66_Channel Bandwidth 3MHz_QPSK

Frequency (MHz)	PMea (dBm)	Pcl (dB)	Diatance	Ga Antenna Gain(dB)	EIRP (dBm)	Limit (dBm)	Margin (dB)	Polarization
3557	-48.1	4.02	3.00	12.21	-39.91	-13.00	26.91	H
5335.5	-47.15	5.11	3.00	13.26	-39	-13.00	26.00	H
3557	-49.62	4.02	3.00	12.21	-41.43	-13.00	28.43	V
5335.5	-49.08	5.11	3.00	13.26	-40.93	-13.00	27.93	V

LTE FDD Band 66_Channel Bandwidth 5MHz_QPSK

Frequency (MHz)	PMea (dBm)	Pcl (dB)	Diatance	Ga Antenna Gain(dB)	EIRP (dBm)	Limit (dBm)	Margin (dB)	Polarization
3555	-47.93	4.02	3.00	12.21	-39.74	-13.00	26.74	H
5332.5	-46.97	5.11	3.00	13.26	-38.82	-13.00	25.82	H
3555	-49.69	4.02	3.00	12.21	-41.5	-13.00	28.50	V
5332.5	-48.7	5.11	3.00	13.26	-40.55	-13.00	27.55	V

LTE FDD Band 66_Channel Bandwidth 10MHz_QPSK

Frequency (MHz)	PMea (dBm)	Pcl (dB)	Diatance	Ga Antenna Gain(dB)	EIRP (dBm)	Limit (dBm)	Margin (dB)	Polarization
3550	-47.87	4.02	3.00	12.21	-39.68	-13.00	26.68	H
5325	-47.32	5.11	3.00	13.26	-39.17	-13.00	26.17	H
3550	-49.39	4.02	3.00	12.21	-41.2	-13.00	28.20	V
5325	-48.71	5.11	3.00	13.26	-40.56	-13.00	27.56	V

LTE FDD Band 66_Channel Bandwidth 15MHz_QPSK

Frequency (MHz)	PMea (dBm)	Pcl (dB)	Diatance	Ga Antenna Gain(dB)	EIRP (dBm)	Limit (dBm)	Margin (dB)	Polarization
3545	-47.85	4.02	3.00	12.21	-39.66	-13.00	26.66	H
5317.5	-47.03	5.11	3.00	13.26	-38.88	-13.00	25.88	H
3545	-49.49	4.02	3.00	12.21	-41.3	-13.00	28.30	V
5317.5	-48.9	5.11	3.00	13.26	-40.75	-13.00	27.75	V

The results shown in this test report refer only to the sample(s) tested unless otherwise stated and the sample(s) are retained for 15 days only. The document is issued by Shenzhen HUAK Testing Technology Co., Ltd., this document cannot be reproduced except in full with our prior written permission.

LTE FDD Band 66_Channel Bandwidth 20MHz_QPSK

Frequency (MHz)	PMea (dBm)	Pcl (dB)	Diatance	Ga Antenna Gain(dB)	EIRP (dBm)	Limit (dBm)	Margin (dB)	Polarization
3540	-47.56	4.02	3.00	12.21	-39.37	-13.00	26.37	H
5310	-47.46	5.11	3.00	13.26	-39.31	-13.00	26.31	H
3540	-49.85	4.02	3.00	12.21	-41.66	-13.00	28.66	V
5310	-48.93	5.11	3.00	13.26	-40.78	-13.00	27.78	V

LTE FDD Band 66_Channel Bandwidth 1.4MHz_16QAM

Frequency (MHz)	PMea (dBm)	Pcl (dB)	Diatance	Ga Antenna Gain(dB)	EIRP (dBm)	Limit (dBm)	Margin (dB)	Polarization
3558.6	-47.22	4.02	3.00	12.21	-39.03	-13.00	26.03	H
5337.9	-47.82	5.11	3.00	13.26	-39.67	-13.00	26.67	H
3558.6	-49.41	4.02	3.00	12.21	-41.22	-13.00	28.22	V
5337.9	-48.83	5.11	3.00	13.26	-40.68	-13.00	27.68	V

LTE FDD Band 66_Channel Bandwidth 3MHz_16QAM

Frequency (MHz)	PMea (dBm)	Pcl (dB)	Diatance	Ga Antenna Gain(dB)	EIRP (dBm)	Limit (dBm)	Margin (dB)	Polarization
3557	-47.9	4.02	3.00	12.21	-39.71	-13.00	26.71	H
5335.5	-47.75	5.11	3.00	13.26	-39.6	-13.00	26.60	H
3557	-49.91	4.02	3.00	12.21	-41.72	-13.00	28.72	V
5335.5	-49.03	5.11	3.00	13.26	-40.88	-13.00	27.88	V

LTE FDD Band 66_Channel Bandwidth 5MHz_16QAM

Frequency (MHz)	PMea (dBm)	Pcl (dB)	Diatance	Ga Antenna Gain(dB)	EIRP (dBm)	Limit (dBm)	Margin (dB)	Polarization
3555	-47.85	4.02	3.00	12.21	-39.66	-13.00	26.66	H
5332.5	-47.6	5.11	3.00	13.26	-39.45	-13.00	26.45	H
3555	-49.07	4.02	3.00	12.21	-40.88	-13.00	27.88	V
5332.5	-48.76	5.11	3.00	13.26	-40.61	-13.00	27.61	V

LTE FDD Band 66_Channel Bandwidth 10MHz_16QAM

Frequency (MHz)	PMea (dBm)	Pcl (dB)	Diatance	Ga Antenna Gain(dB)	EIRP (dBm)	Limit (dBm)	Margin (dB)	Polarization
3550	-48.17	4.02	3.00	12.21	-39.98	-13.00	26.98	H
5325	-47.94	5.11	3.00	13.26	-39.79	-13.00	26.79	H
3550	-49.22	4.02	3.00	12.21	-41.03	-13.00	28.03	V
5325	-48.76	5.11	3.00	13.26	-40.61	-13.00	27.61	V

LTE FDD Band 66_Channel Bandwidth 15MHz_16QAM

Frequency (MHz)	PMea (dBm)	Pcl (dB)	Diatance	Ga Antenna Gain(dB)	EIRP (dBm)	Limit (dBm)	Margin (dB)	Polarization
3545	-47.54	4.02	3.00	12.21	-39.35	-13.00	26.35	H
5317.5	-47.01	5.11	3.00	13.26	-38.86	-13.00	25.86	H
3545	-49.19	4.02	3.00	12.21	-41	-13.00	28.00	V
5317.5	-49.49	5.11	3.00	13.26	-41.34	-13.00	28.34	V

The results shown in this test report refer only to the sample(s) tested unless otherwise stated and the sample(s) are retained for 15 days only. The document is issued by Shenzhen HUAK Testing Technology Co., Ltd., this document cannot be reproduced except in full with our prior written permission.

LTE FDD Band 66_Channel Bandwidth 20MHz_16QAM

Frequency (MHz)	PMea (dBm)	Pcl (dB)	Diatance	Ga Antenna Gain(dB)	EIRP (dBm)	Limit (dBm)	Margin (dB)	Polarization
3540	-47.7	4.02	3.00	12.21	-39.51	-13.00	26.51	H
5310	-47.26	5.11	3.00	13.26	-39.11	-13.00	26.11	H
3540	-49.29	4.02	3.00	12.21	-41.1	-13.00	28.10	V
5310	-49.16	5.11	3.00	13.26	-41.01	-13.00	28.01	V

The results shown in this test report refer only to the sample(s) tested unless otherwise stated and the sample(s) are retained for 15 days only. The document is issued by Shenzhen HUAK Testing Technology Co., Ltd., this document cannot be reproduced except in full with our prior written permission.

3.6 Frequency Stability under Temperature & Voltage Variations

LIMIT

According to §27.54, §2.1055 requirement, the frequency stability shall be sufficient to ensure that the fundamental emissions stay within the authorized bands of operation and should not exceed 2.5ppm.

TEST CONFIGURATION

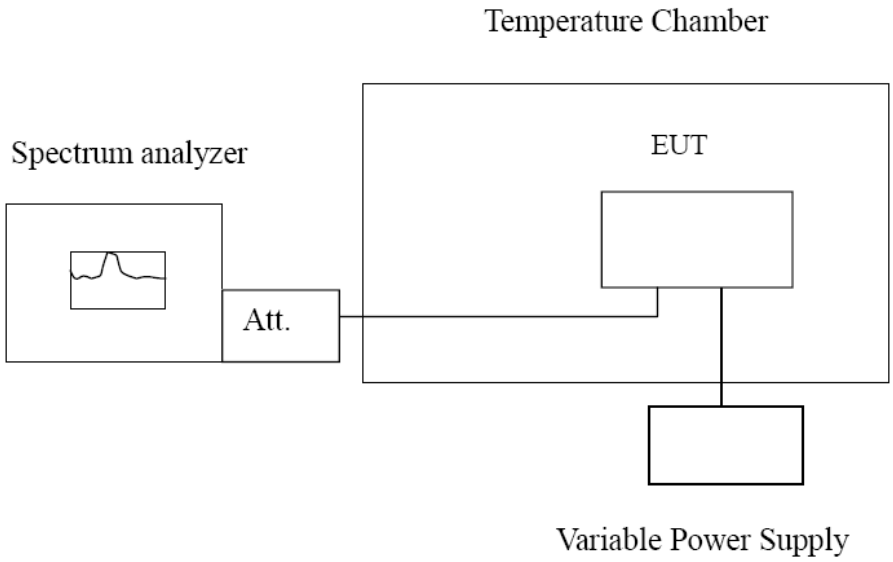

TEST PROCEDURE

The EUT was setup according to EIA/TIA 603D.

Frequency Stability Under Temperature Variations:
In order to measure the carrier frequency under the condition of AFC lock, it is necessary to make measurements with the EUT in a “call mode”. This is accomplished with the use of R&S CMW500 DIGITAL RADIO COMMUNICATION TESTER.
1. Measure the carrier frequency at room temperature.
2. Subject the EUT to overnight soak at -30℃.
3. With the EUT, powered via nominal voltage, connected to the CMW500 and in a simulated call on middle channel for LTE band 4, measure the carrier frequency. These measurements should be made within 2 minutes of Powering up the EUT, to prevent significant self-warming.
4. Repeat the above measurements at 10℃ increments from -30℃ to +50℃. Allow at least 1.5 hours at each temperature, unpowered, before making measurements.
5. Re-measure carrier frequency at room temperature with nominal voltage. Vary supply voltage from minimum voltage to maximum voltage, in 0.1Volt increments re-measuring carrier frequency at each voltage. Pause at nominal voltage for 1.5 hours unpowered, to allow any self-heating to stabilize, before continuing.
6. Subject the EUT to overnight soak at +50℃.
7. With the EUT, powered via nominal voltage, connected to the CMW500 and in a simulated call on the centre channel, measure the carrier frequency. These measurements should be made within 2 minutes of Powering up the EUT, to prevent significant self-warming.
8. Repeat the above measurements at 10 ℃ increments from +50℃ to -30℃. Allow at least 1.5 hours at each temperature, unpowered, before making measurements.
9. At all temperature levels hold the temperature to +/- 0.5℃ during the measurement procedure.

The results shown in this test report refer only to the sample(s) tested unless otherwise stated and the sample(s) are retained for 15 days only. The document is issued by Shenzhen HUAK Testing Technology Co., Ltd., this document cannot be reproduced except in full with our prior written permission.

Frequency Stability Under Voltage Variations:
Set chamber temperature to 20℃. Use a variable AC power supply / DC power source to power the EUT and set the voltage to rated voltage. Set the spectrum analyzer RBW low enough to obtain the desired frequency resolution and recorded the frequency.
Reduce the input voltage to specify extreme voltage variation (±15%) and endpoint, record the maximum frequency change.

TEST RESULTS

Remark:
1. We tested all RB Configuration refer 3GPP TS136 521 for each Channel Bandwidth of LTE FDD Band 66; recorded worst case.

LTE Band 66, 1.4MHz bandwidth , QPSK (worst case of all bandwidths)

LTE FDD Band 66				
DC Power	**Temperature (℃)**	**Frequency error(Hz)**	**Frequency error(ppm)**	**Verdict**
4.25	20	7.70	0.004501	PASS
5.0	20	-18.40	-0.010756	PASS
5.75	20	-16.91	-0.009885	PASS
5.0	-30	-15.85	-0.009265	PASS
5.0	-20	-17.98	-0.010510	PASS
5.0	-10	-16.04	-0.009376	PASS
5.0	0	9.41	0.005501	PASS
5.0	10	-9.13	-0.005337	PASS
5.0	20	-16.55	-0.009674	PASS
5.0	30	9.06	0.005192	PASS
5.0	40	-13.02	-0.007461	PASS
5.0	50	-13.00	-0.007450	PASS

LTE Band 66, 1.4MHz bandwidth , 16QAM (worst case of all bandwidths)

LTE FDD Band 66				
DC Power	**Temperature (℃)**	**Frequency error(Hz)**	**Frequency error(ppm)**	**Verdict**
4.25	20	-5.55	-0.003244	PASS
5.0	20	-14.71	-0.008599	PASS
5.75	20	-14.35	-0.008388	PASS
5.0	-30	10.31	0.006027	PASS
5.0	-20	10.56	0.006173	PASS
5.0	-10	-3.78	-0.002210	PASS
5.0	0	-16.79	-0.009815	PASS
5.0	10	10.14	0.005927	PASS
5.0	20	-14.69	-0.008587	PASS
5.0	30	3.93	0.002252	PASS
5.0	40	-19.94	-0.011427	PASS
5.0	50	8.21	0.004705	PASS

The results shown in this test report refer only to the sample(s) tested unless otherwise stated and the sample(s) are retained for 15 days only. The document is issued by Shenzhen HUAK Testing Technology Co., Ltd., this document cannot be reproduced except in full with our prior written permission.

4 Test Setup Photos of the EUT

Test Model No.: S25 Ultra
Radiated Emissions





The results shown in this test report refer only to the sample(s) tested unless otherwise stated and the sample(s) are retained for 15 days only. The document is issued by Shenzhen HUAK Testing Technology Co., Ltd., this document cannot be reproduced except in full with our prior written permission.

RF Conducted Emission



The results shown in this test report refer only to the sample(s) tested unless otherwise stated and the sample(s) are retained for 15 days only. The document is issued by Shenzhen HUAK Testing Technology Co., Ltd., this document cannot be reproduced except in full with our prior written permission.

Series Model No.: R12 pro
Radiated Emissions





The results shown in this test report refer only to the sample(s) tested unless otherwise stated and the sample(s) are retained for 15 days only. The document is issued by Shenzhen HUAK Testing Technology Co., Ltd., this document cannot be reproduced except in full with our prior written permission.

Series Model No.: P5 pro
Radiated Emissions





The results shown in this test report refer only to the sample(s) tested unless otherwise stated and the sample(s) are retained for 15 days only. The document is issued by Shenzhen HUAK Testing Technology Co., Ltd., this document cannot be reproduced except in full with our prior written permission.