4.6 Radiated Spurious Emssion

TEST APPLICABLE

The power of any emission outside of the authorized operating frequency ranges must be attenuated below the transmitting power (P) by a factor of at least 40 + 10 log P dB (−10 dBm, 100 nW) on all frequencies between the channel edge and 5 MHz from the channel edge, 43 + 10 log P dB (−13 dBm, 50 nW) on all frequencies between 5 MHz and X MHz from the channel edge, and 55 + 10 log P dB (−25 dBm, 3 nW) on all frequencies more than 20 MHz from the channel edge, where XMHz is the greater of 6 MHz or the actual emission bandwidth (26 dB).

TEST CONFIGURATION

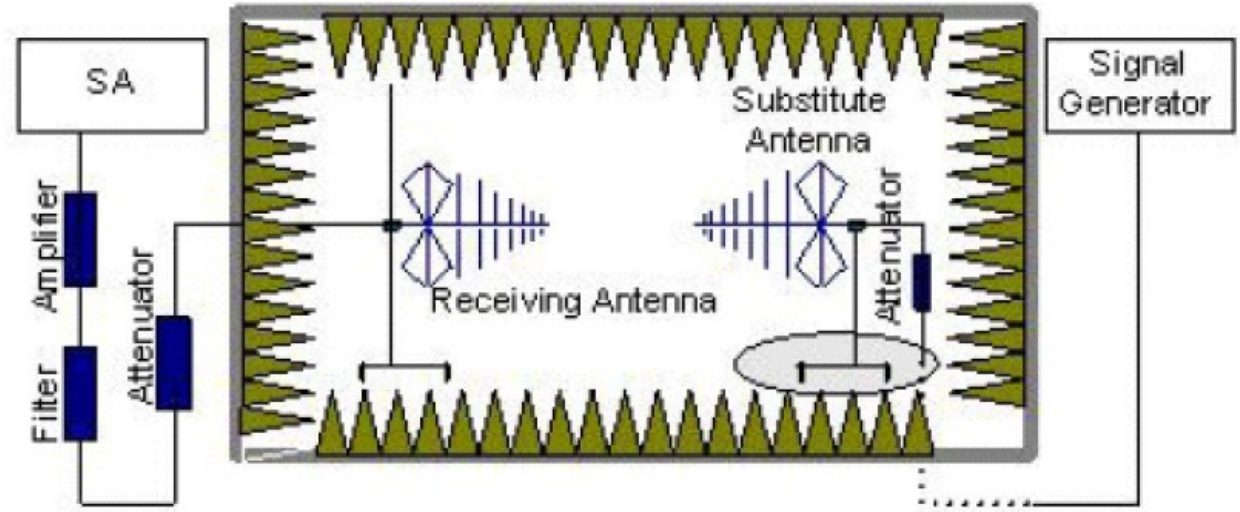

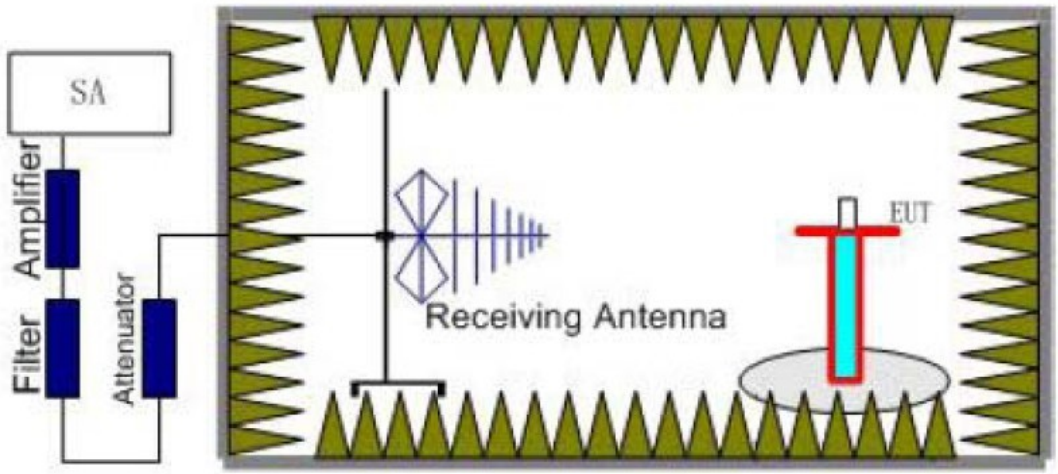

The results shown in this test report refer only to the sample(s) tested unless otherwise stated and the sample(s) are retained for 15 days only. The document is issued by Shenzhen HUAK Testing Technology Co., Ltd., this document cannot be reproduced except in full with our prior written permission.

TEST PROCEDURE

The EUT was setup according to EIA/TIA 603D

a. The EUT shall be placed at the specified height on a support, and in the position closestto normal use as declared by provider.
b. The test antenna shall be oriented initially for vertical polarization and shall be chosen to correspond to the frequency of the transmitter
c. The output of the test antenna shall be connected to the measuring receiver.
d. The transmitter shall be switched on and the measuring receiver shall be tuned to the frequency of the transmitter under test.

e. The test antenna shall be raised and lowered through the specified range of height until a maximum signal level is detected by the measuring receiver.
f. The transmitter shall then be rotated through 360° in the horizontal plane, until themaximum signal level is detected by the measuring receiver.
g. The test antenna shall be raised and lowered again through the specified range of height until a maximum signal level is detected by the measuring receiver.
h. The maximum signal level detected by the measuring receiver shall be noted.
i. The transmitter shall be replaced by a substitution antenna.
j. The substitution antenna shall be orientated for vertical polarization and the length of the substitution antenna shall be adjusted to correspond to the frequency of the transmitter.
k. The substitution antenna shall be connected to a calibrated signal generator.
l. If necessary, the input attenuator setting of the measuring receiver shall be adjusted in order to increase the sensitivity of the measuring receiver.
m. The test antenna shall be raised and lowered through the specified range of height to ensure that the maximum signal is received.
n. The input signal to the substitution antenna shall be adjusted to the level that produces a level detected by the measuring receiver, that is equal to the level noted while the transmitter radiated power was measured, corrected for the change of input attenuator setting of the measuring receiver.
o. The measurement shall be repeated with the test antenna and the substitution antenna orientated for horizontal polarization.
p. The measure of the effective radiated power is the larger of the two levels recorded at the input to the substitution antenna, corrected for gain of the substitution antenna ifnecessary.
q. Test site anechoic chamber refer to ANSI C63.4:2014.

Frequency	Channel	Frequency Range	Verdict
LTE Band 7	Low	30MHz -26.5GHz	PASS
	Middle	30MHz -26.5GHz	PASS
	High	30MHz -26.5GHz	PASS

Radiated Measurement:

Remark:
1. We measured all RB Configuration refer 3GPP TS136 521 for each Channel Bandwidth of LTE Band 7; recorded worst case for each Channel Bandwidth of LTE Band 7.
2. EIRP=P_S(dBm)-P_{cl}(dB) +G_a(dBi)
3. Not recorded other points means the reading of emissions are attenuated more than 20dB below the permissible limits or the field strength is too small to be measured.
4. Margin = Limit – EIRP

The results shown in this test report refer only to the sample(s) tested unless otherwise stated and the sample(s) are retained for 15 days only. The document is issued by Shenzhen HUAK Testing Technology Co., Ltd., this document cannot be reproduced except in full with our prior written permission.

Test Model No.: S25 Ultra

LTE Band 7_Channel Bandwidth 5MHz_QPSK_1RB#0

Frequency (MHz)	P_S (dBm)	P_{cl} (dB)	Diatance	G_a Antenna Gain(dB)	Peak EIRP (dBm)	Limit (dBm)	Margin (dB)	Polarization
5005	-45.68	4.39	3.00	12.34	-37.73	-25.00	12.73	H
7507.5	-48.44	5.31	3.00	13.52	-40.23	-25.00	15.23	H
5005	-45.53	4.39	3.00	12.34	-37.58	-25.00	12.58	V
7507.5	-50.34	5.31	3.00	13.52	-42.13	-25.00	17.13	V

LTE Band 7_Channel Bandwidth 5MHz_QPSK_1RB#0

Frequency (MHz)	P_S (dBm)	P_{cl} (dB)	Diatance	G_a Antenna Gain(dB)	Peak EIRP (dBm)	Limit (dBm)	Margin (dB)	Polarization
5070	-44.42	4.41	3.00	12.34	-36.49	-25.00	11.49	H
7605	-47.89	5.38	3.00	13.58	-39.69	-25.00	14.69	H
5070	-45.19	4.41	3.00	12.34	-37.26	-25.00	12.26	V
7605	-50.36	5.38	3.00	13.58	-42.16	-25.00	17.16	V

LTE Band 7_Channel Bandwidth 5MHz_QPSK_1RB#0

Frequency (MHz)	Ps (dBm)	P_{cl} (dB)	Diatance	G_a Antenna Gain(dB)	Peak EIRP (dBm)	Limit (dBm)	Margin (dB)	Polarization
5135	-45.24	4.45	3.00	12.45	-37.24	-25.00	12.24	*H*
7702.5	-48.14	5.47	3.00	13.66	-39.95	-25.00	14.95	*H*
5135	-44.98	4.45	3.00	12.45	-36.98	-25.00	11.98	*V*
7702.5	-50.86	5.48	3.00	13.66	-42.68	-25.00	17.68	*V*

LTE Band 7_Channel Bandwidth 10MHz_QPSK_1RB#0

Frequency (MHz)	Ps (dBm)	P_{cl} (dB)	Diatance	G_a Antenna Gain(dB)	Peak EIRP (dBm)	Limit (dBm)	Margin (dB)	Polarization
5010	-45.66	4.39	3.00	12.34	-37.71	-25.00	12.71	H
7515	-48.49	5.31	3.00	13.52	-40.28	-25.00	15.28	H
5010	-45.15	4.39	3.00	12.34	-37.2	-25.00	12.2	V
7515	-50.7	5.31	3.00	13.52	-42.49	-25.00	17.49	V

LTE Band 7_Channel Bandwidth 10MHz_QPSK_1RB#0

Frequency (MHz)	Ps (dBm)	P_{cl} (dB)	Diatance	G_a Antenna Gain(dB)	Peak EIRP (dBm)	Limit (dBm)	Margin (dB)	Polarization
5070	-44.57	4.41	3.00	12.34	-36.64	-25.00	11.64	H
7605	-48.04	5.38	3.00	13.58	-39.84	-25.00	14.84	H
5070	-45.09	4.41	3.00	12.34	-37.16	-25.00	12.16	V
7605	-50.7	5.38	3.00	13.58	-42.5	-25.00	17.5	V

LTE Band 7_Channel Bandwidth 10MHz_QPSK_1RB#0

Frequency (MHz)	Ps (dBm)	P_{cl} (dB)	Diatance	G_a Antenna Gain(dB)	Peak EIRP (dBm)	Limit (dBm)	Margin (dB)	Polarization
5130	-44.73	4.45	3.00	12.45	-36.73	-25.00	11.73	H
7695	-47.63	5.47	3.00	13.66	-39.44	-25.00	14.44	H
5130	-45.54	4.45	3.00	12.45	-37.54	-25.00	12.54	V
7695	-50.34	5.48	3.00	13.66	-42.16	-25.00	17.16	V

The results shown in this test report refer only to the sample(s) tested unless otherwise stated and the sample(s) are retained for 15 days only. The document is issued by Shenzhen HUAK Testing Technology Co., Ltd., this document cannot be reproduced except in full with our prior written permission.

LTE Band 7_Channel Bandwidth 15MHz_QPSK_1RB#0

Frequency (MHz)	Ps (dBm)	P_{cl} (dB)	Diatance	G_a Antenna Gain(dB)	Peak EIRP (dBm)	Limit (dBm)	Margin (dB)	Polarization
5015	-45.77	4.39	3.00	12.34	-37.82	-25.00	12.82	H
7522.5	-48.42	5.31	3.00	13.52	-40.21	-25.00	15.21	H
5015	-45.54	4.39	3.00	12.34	-37.59	-25.00	12.59	V
7522.5	-50.5	5.31	3.00	13.52	-42.29	-25.00	17.29	V

LTE Band 7_Channel Bandwidth 15MHz_QPSK_1RB#0

Frequency (MHz)	Ps (dBm)	P_{cl} (dB)	Diatance	G_a Antenna Gain(dB)	Peak EIRP (dBm)	Limit (dBm)	Margin (dB)	Polarization
5070	-44.58	4.41	3.00	12.34	-36.65	-25.00	11.65	H
7605	-48.35	5.38	3.00	13.58	-40.15	-25.00	15.15	H
5070	-45.36	4.41	3.00	12.34	-37.43	-25.00	12.43	V
7605	-50.25	5.38	3.00	13.58	-42.05	-25.00	17.05	V

LTE Band 7_Channel Bandwidth 15MHz_QPSK_1RB#0

Frequency (MHz)	Ps (dBm)	P_{cl} (dB)	Diatance	G_a Antenna Gain(dB)	Peak EIRP (dBm)	Limit (dBm)	Margin (dB)	Polarization
5125.0	-44.72	4.45	3.00	12.45	-36.72	-25.00	11.72	H
7687.5	-48.45	5.47	3.00	13.66	-40.26	-25.00	15.26	H
5125.0	-45.39	4.45	3.00	12.45	-37.39	-25.00	12.39	V
7687.5	-50.21	5.48	3.00	13.66	-42.03	-25.00	17.03	V

LTE Band 7_Channel Bandwidth 20MHz_QPSK_1RB#0

Frequency (MHz)	Ps (dBm)	P_{cl} (dB)	Diatance	G_a Antenna Gain(dB)	Peak EIRP (dBm)	Limit (dBm)	Margin (dB)	Polarization
5020	-46.01	4.39	3.00	12.34	-38.06	-25.00	13.06	H
7530	-48.4	5.31	3.00	13.52	-40.19	-25.00	15.19	H
5020	-44.69	4.39	3.00	12.34	-36.74	-25.00	11.74	V
7530	-50.74	5.31	3.00	13.52	-42.53	-25.00	17.53	V

LTE Band 7_Channel Bandwidth 20MHz_QPSK_1RB#0

Frequency (MHz)	Ps (dBm)	P_{cl} (dB)	Diatance	G_a Antenna Gain(dB)	Peak EIRP (dBm)	Limit (dBm)	Margin (dB)	Polarization
5070	-44.95	4.41	3.00	12.34	-37.02	-25.00	12.02	H
7605	-48.46	5.38	3.00	13.58	-40.26	-25.00	15.26	H
5070	-45.32	4.41	3.00	12.34	-37.39	-25.00	12.39	V
7605	-51.07	5.38	3.00	13.58	-42.87	-25.00	17.87	V

LTE Band 7_Channel Bandwidth 20MHz_QPSK_1RB#0

Frequency (MHz)	Ps (dBm)	P_{cl} (dB)	Diatance	G_a Antenna Gain(dB)	Peak EIRP (dBm)	Limit (dBm)	Margin (dB)	Polarization
5120	-44.53	4.45	3.00	12.45	-36.53	-25.00	11.53	H
7680	-47.84	5.47	3.00	13.66	-39.65	-25.00	14.65	H
5120	-44.93	4.45	3.00	12.45	-36.93	-25.00	11.93	V
7680	-50.89	5.48	3.00	13.66	-42.71	-25.00	17.71	V

The results shown in this test report refer only to the sample(s) tested unless otherwise stated and the sample(s) are retained for 15 days only. The document is issued by Shenzhen HUAK Testing Technology Co., Ltd., this document cannot be reproduced except in full with our prior written permission.

LTE Band 7_Channel Bandwidth 5MHz_16QAM_1RB#0

Frequency (MHz)	Ps (dBm)	P_{cl} (dB)	Diatance	G_a Antenna Gain(dB)	Peak EIRP (dBm)	Limit (dBm)	Margin (dB)	Polarization
5005	-45.95	4.39	3.00	12.34	-38	-25.00	13	H
7507.5	-48.16	5.31	3.00	13.52	-39.95	-25.00	14.95	H
5005	-44.87	4.39	3.00	12.34	-36.92	-25.00	11.92	V
7507.5	-50.12	5.31	3.00	13.52	-41.91	-25.00	16.91	V

LTE Band 7_Channel Bandwidth 5MHz_16QAM_1RB#0

Frequency (MHz)	Ps (dBm)	P_{cl} (dB)	Diatance	G_a Antenna Gain(dB)	Peak EIRP (dBm)	Limit (dBm)	Margin (dB)	Polarization
5070	-44.82	4.41	3.00	12.34	-36.89	-25.00	11.89	H
7605	-47.88	5.38	3.00	13.58	-39.68	-25.00	14.68	H
5070	-44.74	4.41	3.00	12.34	-36.81	-25.00	11.81	V
7605	-50.29	5.38	3.00	13.58	-42.09	-25.00	17.09	V

LTE Band 7_Channel Bandwidth 5MHz_16QAM_1RB#0

Frequency (MHz)	Ps (dBm)	P_{cl} (dB)	Diatance	G_a Antenna Gain(dB)	Peak EIRP (dBm)	Limit (dBm)	Margin (dB)	Polarization
5135	-45.05	4.45	3.00	12.45	-37.05	-25.00	12.05	H
7702.5	-47.63	5.47	3.00	13.66	-39.44	-25.00	14.44	H
5135	-45.34	4.45	3.00	12.45	-37.34	-25.00	12.34	V
7702.5	-50.73	5.48	3.00	13.66	-42.55	-25.00	17.55	V

LTE Band 7_Channel Bandwidth 10MHz_16QAM_1RB#0

Frequency (MHz)	Ps (dBm)	P_{cl} (dB)	Diatance	G_a Antenna Gain(dB)	Peak EIRP (dBm)	Limit (dBm)	Margin (dB)	Polarization
5010	-46.06	4.39	3.00	12.34	-38.11	-25.00	13.11	H
7515	-48.54	5.31	3.00	13.52	-40.33	-25.00	15.33	H
5010	-45.33	4.39	3.00	12.34	-37.38	-25.00	12.38	V
7515	-50.87	5.31	3.00	13.52	-42.66	-25.00	17.66	V

LTE Band 7_Channel Bandwidth 10MHz_16QAM_1RB#0

Frequency (MHz)	Ps (dBm)	P_{cl} (dB)	Diatance	G_a Antenna Gain(dB)	Peak EIRP (dBm)	Limit (dBm)	Margin (dB)	Polarization
5070	-45.1	4.41	3.00	12.34	-37.17	-25.00	12.17	H
7605	-48.31	5.38	3.00	13.58	-40.11	-25.00	15.11	H
5070	-45.12	4.41	3.00	12.34	-37.19	-25.00	12.19	V
7605	-51.05	5.38	3.00	13.58	-42.85	-25.00	17.85	V

LTE Band 7_Channel Bandwidth 10MHz_16QAM_1RB#0

Frequency (MHz)	Ps (dBm)	P_{cl} (dB)	Diatance	G_a Antenna Gain(dB)	Peak EIRP (dBm)	Limit (dBm)	Margin (dB)	Polarization
5130	-44.79	4.45	3.00	12.45	-36.79	-25.00	11.79	H
7695	-48.29	5.47	3.00	13.66	-40.1	-25.00	15.1	H
5130	-45.28	4.45	3.00	12.45	-37.28	-25.00	12.28	V
7695	-50.83	5.48	3.00	13.66	-42.65	-25.00	17.65	V

The results shown in this test report refer only to the sample(s) tested unless otherwise stated and the sample(s) are retained for 15 days only. The document is issued by Shenzhen HUAK Testing Technology Co., Ltd., this document cannot be reproduced except in full with our prior written permission.

LTE Band 7_Channel Bandwidth 15MHz_16QAM_1RB#0

Frequency (MHz)	Ps (dBm)	P_{cl} (dB)	Diatance	G_a Antenna Gain(dB)	Peak EIRP (dBm)	Limit (dBm)	Margin (dB)	Polarization
5015	-45.53	4.39	3.00	12.34	-37.58	-25.00	12.58	H
7522.5	-48.44	5.31	3.00	13.52	-40.23	-25.00	15.23	H
5015	-45.53	4.39	3.00	12.34	-37.58	-25.00	12.58	V
7522.5	-50.82	5.31	3.00	13.52	-42.61	-25.00	17.61	V

LTE Band 7_Channel Bandwidth 15MHz_16QAM_1RB#0

Frequency (MHz)	Ps (dBm)	P_{cl} (dB)	Diatance	G_a Antenna Gain(dB)	Peak EIRP (dBm)	Limit (dBm)	Margin (dB)	Polarization
5070	-45.16	4.41	3.00	12.34	-37.23	-25.00	12.23	H
7605	-47.98	5.38	3.00	13.58	-39.78	-25.00	14.78	H
5070	-45.01	4.41	3.00	12.34	-37.08	-25.00	12.08	V
7605	-50.19	5.38	3.00	13.58	-41.99	-25.00	16.99	V

LTE Band 7_Channel Bandwidth 15MHz_16QAM_1RB#0

Frequency (MHz)	Ps (dBm)	P_{cl} (dB)	Diatance	G_a Antenna Gain(dB)	Peak EIRP (dBm)	Limit (dBm)	Margin (dB)	Polarization
5125.0	-44.61	4.45	3.00	12.45	-36.61	-25.00	11.61	H
7687.5	-48.21	5.47	3.00	13.66	-40.02	-25.00	15.02	H
5125.0	-45.52	4.45	3.00	12.45	-37.52	-25.00	12.52	V
7687.5	-50.83	5.48	3.00	13.66	-42.65	-25.00	17.65	V

LTE Band 7_Channel Bandwidth 20MHz_16QAM_1RB#0

Frequency (MHz)	Ps (dBm)	P_{cl} (dB)	Diatance	G_a Antenna Gain(dB)	Peak EIRP (dBm)	Limit (dBm)	Margin (dB)	Polarization
5020	-45.51	4.39	3.00	12.34	-37.56	-25.00	12.56	H
7530	-48.38	5.31	3.00	13.52	-40.17	-25.00	15.17	H
5020	-45.03	4.39	3.00	12.34	-37.08	-25.00	12.08	V
7530	-50.77	5.31	3.00	13.52	-42.56	-25.00	17.56	V

LTE Band 7_Channel Bandwidth 20MHz_16QAM_1RB#0

Frequency (MHz)	Ps (dBm)	P_{cl} (dB)	Diatance	G_a Antenna Gain(dB)	Peak EIRP (dBm)	Limit (dBm)	Margin (dB)	Polarization
5070	-44.67	4.41	3.00	12.34	-36.74	-25.00	11.74	H
7605	-47.82	5.38	3.00	13.58	-39.62	-25.00	14.62	H
5070	-45.21	4.41	3.00	12.34	-37.28	-25.00	12.28	V
7605	-50.5	5.38	3.00	13.58	-42.3	-25.00	17.3	V

LTE Band 7_Channel Bandwidth 20MHz_16QAM_1RB#0

Frequency (MHz)	Ps (dBm)	P_{cl} (dB)	Diatance	G_a Antenna Gain(dB)	Peak EIRP (dBm)	Limit (dBm)	Margin (dB)	Polarization
5120	-44.65	4.45	3.00	12.45	-36.65	-25.00	11.65	H
7680	-47.6	5.47	3.00	13.66	-39.41	-25.00	14.41	H
5120	-45.17	4.45	3.00	12.45	-37.17	-25.00	12.17	V
7680	-50.3	5.48	3.00	13.66	-42.12	-25.00	17.12	V

The results shown in this test report refer only to the sample(s) tested unless otherwise stated and the sample(s) are retained for 15 days only. The document is issued by Shenzhen HUAK Testing Technology Co., Ltd., this document cannot be reproduced except in full with our prior written permission.

All modes of operation were investigated and the worst-case emissions are reported.
Series Model No.: R12 pro

LTE Band 7_Channel Bandwidth 5MHz_QPSK_1RB#0

Frequency (MHz)	Ps (dBm)	P_{cl} (dB)	Diatance	G_a Antenna Gain(dB)	Peak EIRP (dBm)	Limit (dBm)	Margin (dB)	Polarization
5135	-44.55	4.45	3.00	12.45	-36.55	-25.00	11.55	*H*
7702.5	-48.46	5.47	3.00	13.66	-40.27	-25.00	15.27	*H*
5135	-45.47	4.45	3.00	12.45	-37.47	-25.00	12.47	*V*
7702.5	-50.25	5.48	3.00	13.66	-42.07	-25.00	17.07	*V*

LTE Band 7_Channel Bandwidth 10MHz_QPSK_1RB#0

Frequency (MHz)	Ps (dBm)	P_{cl} (dB)	Diatance	G_a Antenna Gain(dB)	Peak EIRP (dBm)	Limit (dBm)	Margin (dB)	Polarization
5130	-44.71	4.45	3.00	12.45	-36.71	-25.00	11.71	H
7695	-47.99	5.47	3.00	13.66	-39.8	-25.00	14.8	H
5130	-44.76	4.45	3.00	12.45	-36.76	-25.00	11.76	V
7695	-50.82	5.48	3.00	13.66	-42.64	-25.00	17.64	V

LTE Band 7_Channel Bandwidth 15MHz_QPSK_1RB#0

Frequency (MHz)	Ps (dBm)	P_{cl} (dB)	Diatance	G_a Antenna Gain(dB)	Peak EIRP (dBm)	Limit (dBm)	Margin (dB)	Polarization
5125.0	-45.13	4.45	3.00	12.45	-37.13	-25.00	12.13	H
7687.5	-48.03	5.47	3.00	13.66	-39.84	-25.00	14.84	H
5125.0	-45.16	4.45	3.00	12.45	-37.16	-25.00	12.16	V
7687.5	-50.15	5.48	3.00	13.66	-41.97	-25.00	16.97	V

LTE Band 7_Channel Bandwidth 20MHz_QPSK_1RB#0

Frequency (MHz)	Ps (dBm)	P_{cl} (dB)	Diatance	G_a Antenna Gain(dB)	Peak EIRP (dBm)	Limit (dBm)	Margin (dB)	Polarization
5120	-45.14	4.45	3.00	12.45	-37.14	-25.00	12.14	H
7680	-48.1	5.47	3.00	13.66	-39.91	-25.00	14.91	H
5120	-44.68	4.45	3.00	12.45	-36.68	-25.00	11.68	V
7680	-50.85	5.48	3.00	13.66	-42.67	-25.00	17.67	V

LTE Band 7_Channel Bandwidth 5MHz_16QAM_1RB#0

Frequency (MHz)	Ps (dBm)	P_{cl} (dB)	Diatance	G_a Antenna Gain(dB)	Peak EIRP (dBm)	Limit (dBm)	Margin (dB)	Polarization
5135	-45.09	4.45	3.00	12.45	-37.09	-25.00	12.09	H
7702.5	-48.24	5.47	3.00	13.66	-40.05	-25.00	15.05	H
5135	-45.14	4.45	3.00	12.45	-37.14	-25.00	12.14	V
7702.5	-50.13	5.48	3.00	13.66	-41.95	-25.00	16.95	V

LTE Band 7_Channel Bandwidth 10MHz_16QAM_1RB#0

Frequency (MHz)	Ps (dBm)	P_{cl} (dB)	Diatance	G_a Antenna Gain(dB)	Peak EIRP (dBm)	Limit (dBm)	Margin (dB)	Polarization
5130	-44.28	4.45	3.00	12.45	-36.28	-25.00	11.28	H
7695	-47.86	5.47	3.00	13.66	-39.67	-25.00	14.67	H
5130	-45.45	4.45	3.00	12.45	-37.45	-25.00	12.45	V
7695	-50.68	5.48	3.00	13.66	-42.5	-25.00	17.5	V

The results shown in this test report refer only to the sample(s) tested unless otherwise stated and the sample(s) are retained for 15 days only. The document is issued by Shenzhen HUAK Testing Technology Co., Ltd., this document cannot be reproduced except in full with our prior written permission.

LTE Band 7_Channel Bandwidth 15MHz_16QAM_1RB#0

Frequency (MHz)	Ps (dBm)	P_{cl} (dB)	Diatance	G_a Antenna Gain(dB)	Peak EIRP (dBm)	Limit (dBm)	Margin (dB)	Polarization
5125.0	-44.25	4.45	3.00	12.45	-36.25	-25.00	11.61	H
7687.5	-47.75	5.47	3.00	13.66	-39.56	-25.00	15.02	H
5125.0	-44.84	4.45	3.00	12.45	-36.84	-25.00	12.52	V
7687.5	-50.73	5.48	3.00	13.66	-42.55	-25.00	17.65	V

LTE Band 7_Channel Bandwidth 20MHz_16QAM_1RB#0

Frequency (MHz)	Ps (dBm)	P_{cl} (dB)	Diatance	G_a Antenna Gain(dB)	Peak EIRP (dBm)	Limit (dBm)	Margin (dB)	Polarization
5120	-45.11	4.45	3.00	12.45	-37.11	-25.00	12.11	H
7680	-47.77	5.47	3.00	13.66	-39.58	-25.00	14.58	H
5120	-45.08	4.45	3.00	12.45	-37.08	-25.00	12.08	V
7680	-50.33	5.48	3.00	13.66	-42.15	-25.00	17.15	V

Series Model No.: P5 pro

LTE Band 7_Channel Bandwidth 5MHz_QPSK_1RB#0

Frequency (MHz)	Ps (dBm)	P_{cl} (dB)	Diatance	G_a Antenna Gain(dB)	Peak EIRP (dBm)	Limit (dBm)	Margin (dB)	Polarization
5135	-44.91	4.45	3.00	12.45	-36.91	-25.00	11.91	*H*
7702.5	-47.92	5.47	3.00	13.66	-39.73	-25.00	14.73	*H*
5135	-45.58	4.45	3.00	12.45	-37.58	-25.00	12.58	*V*
7702.5	-50.31	5.48	3.00	13.66	-42.13	-25.00	17.13	*V*

LTE Band 7_Channel Bandwidth 10MHz_QPSK_1RB#0

Frequency (MHz)	Ps (dBm)	P_{cl} (dB)	Diatance	G_a Antenna Gain(dB)	Peak EIRP (dBm)	Limit (dBm)	Margin (dB)	Polarization
5130	-44.43	4.45	3.00	12.45	-36.43	-25.00	11.43	H
7695	-47.84	5.47	3.00	13.66	-39.65	-25.00	14.65	H
5130	-45.1	4.45	3.00	12.45	-37.1	-25.00	12.1	V
7695	-51.03	5.48	3.00	13.66	-42.85	-25.00	17.85	V

LTE Band 7_Channel Bandwidth 15MHz_QPSK_1RB#0

Frequency (MHz)	Ps (dBm)	P_{cl} (dB)	Diatance	G_a Antenna Gain(dB)	Peak EIRP (dBm)	Limit (dBm)	Margin (dB)	Polarization
5125.0	-44.69	4.45	3.00	12.45	-36.69	-25.00	11.69	H
7687.5	-48.25	5.47	3.00	13.66	-40.06	-25.00	15.06	H
5125.0	-44.75	4.45	3.00	12.45	-36.75	-25.00	11.75	V
7687.5	-50.36	5.48	3.00	13.66	-42.18	-25.00	17.18	V

LTE Band 7_Channel Bandwidth 20MHz_QPSK_1RB#0

Frequency (MHz)	Ps (dBm)	P_{cl} (dB)	Diatance	G_a Antenna Gain(dB)	Peak EIRP (dBm)	Limit (dBm)	Margin (dB)	Polarization
5120	-44.75	4.45	3.00	12.45	-36.75	-25.00	11.75	H
7680	-48.11	5.47	3.00	13.66	-39.92	-25.00	14.92	H
5120	-44.81	4.45	3.00	12.45	-36.81	-25.00	11.81	V
7680	-51.05	5.48	3.00	13.66	-42.87	-25.00	17.87	V

The results shown in this test report refer only to the sample(s) tested unless otherwise stated and the sample(s) are retained for 15 days only. The document is issued by Shenzhen HUAK Testing Technology Co., Ltd., this document cannot be reproduced except in full with our prior written permission.

LTE Band 7_Channel Bandwidth 5MHz_16QAM_1RB#0

Frequency (MHz)	Ps (dBm)	P_{cl} (dB)	Diatance	G_a Antenna Gain(dB)	Peak EIRP (dBm)	Limit (dBm)	Margin (dB)	Polarization
5135	-45.14	4.45	3.00	12.45	-37.14	-25.00	12.14	H
7702.5	-47.77	5.47	3.00	13.66	-39.58	-25.00	14.58	H
5135	-45.27	4.45	3.00	12.45	-37.27	-25.00	12.27	V
7702.5	-50.44	5.48	3.00	13.66	-42.26	-25.00	17.26	V

LTE Band 7_Channel Bandwidth 10MHz_16QAM_1RB#0

Frequency (MHz)	Ps (dBm)	P_{cl} (dB)	Diatance	G_a Antenna Gain(dB)	Peak EIRP (dBm)	Limit (dBm)	Margin (dB)	Polarization
5130	-44.64	4.45	3.00	12.45	-36.64	-25.00	11.64	H
7695	-48.54	5.47	3.00	13.66	-40.35	-25.00	15.35	H
5130	-44.78	4.45	3.00	12.45	-36.78	-25.00	11.78	V
7695	-50.78	5.48	3.00	13.66	-42.6	-25.00	17.6	V

LTE Band 7_Channel Bandwidth 15MHz_16QAM_1RB#0

Frequency (MHz)	Ps (dBm)	P_{cl} (dB)	Diatance	G_a Antenna Gain(dB)	Peak EIRP (dBm)	Limit (dBm)	Margin (dB)	Polarization
5125.0	-44.61	4.45	3.00	12.45	-36.61	-25.00	11.61	H
7687.5	-47.96	5.47	3.00	13.66	-39.77	-25.00	14.77	H
5125.0	-45.41	4.45	3.00	12.45	-37.41	-25.00	12.41	V
7687.5	-50.25	5.48	3.00	13.66	-42.07	-25.00	17.07	V

LTE Band 7_Channel Bandwidth 20MHz_16QAM_1RB#0

Frequency (MHz)	Ps (dBm)	P_{cl} (dB)	Diatance	G_a Antenna Gain(dB)	Peak EIRP (dBm)	Limit (dBm)	Margin (dB)	Polarization
5120	-44.7	4.45	3.00	12.45	-36.7	-25.00	11.7	H
7680	-48.28	5.47	3.00	13.66	-40.09	-25.00	15.09	H
5120	-45.23	4.45	3.00	12.45	-37.23	-25.00	12.23	V
7680	-50.39	5.48	3.00	13.66	-42.21	-25.00	17.21	V

Series Model No.: E50 Ultra

LTE Band 7_Channel Bandwidth 5MHz_QPSK_1RB#0

Frequency (MHz)	Ps (dBm)	P_{cl} (dB)	Diatance	G_a Antenna Gain(dB)	Peak EIRP (dBm)	Limit (dBm)	Margin (dB)	Polarization
5135	-45.22	4.45	3.00	12.45	-37.22	-25.00	12.22	*H*
7702.5	-47.85	5.47	3.00	13.66	-39.66	-25.00	14.66	*H*
5135	-45.27	4.45	3.00	12.45	-37.27	-25.00	12.27	*V*
7702.5	-50.96	5.48	3.00	13.66	-42.78	-25.00	17.78	*V*

LTE Band 7_Channel Bandwidth 10MHz_QPSK_1RB#0

Frequency (MHz)	Ps (dBm)	P_{cl} (dB)	Diatance	G_a Antenna Gain(dB)	Peak EIRP (dBm)	Limit (dBm)	Margin (dB)	Polarization
5130	-45.19	4.45	3.00	12.45	-37.19	-25.00	12.19	H
7695	-47.95	5.47	3.00	13.66	-39.76	-25.00	14.76	H
5130	-45.36	4.45	3.00	12.45	-37.36	-25.00	12.36	V
7695	-50.25	5.48	3.00	13.66	-42.07	-25.00	17.07	V

The results shown in this test report refer only to the sample(s) tested unless otherwise stated and the sample(s) are retained for 15 days only. The document is issued by Shenzhen HUAK Testing Technology Co., Ltd., this document cannot be reproduced except in full with our prior written permission.

LTE Band 7_Channel Bandwidth 15MHz_QPSK_1RB#0

Frequency (MHz)	Ps (dBm)	P_{cl} (dB)	Diatance	G_a Antenna Gain(dB)	Peak EIRP (dBm)	Limit (dBm)	Margin (dB)	Polarization
5125.0	-44.53	4.45	3.00	12.45	-36.53	-25.00	11.53	H
7687.5	-47.78	5.47	3.00	13.66	-39.59	-25.00	14.59	H
5125.0	-45.31	4.45	3.00	12.45	-37.31	-25.00	12.31	V
7687.5	-50.94	5.48	3.00	13.66	-42.76	-25.00	17.76	V

LTE Band 7_Channel Bandwidth 20MHz_QPSK_1RB#0

Frequency (MHz)	Ps (dBm)	P_{cl} (dB)	Diatance	G_a Antenna Gain(dB)	Peak EIRP (dBm)	Limit (dBm)	Margin (dB)	Polarization
5120	-44.33	4.45	3.00	12.45	-36.33	-25.00	11.33	H
7680	-48.53	5.47	3.00	13.66	-40.34	-25.00	15.34	H
5120	-44.75	4.45	3.00	12.45	-36.75	-25.00	11.75	V
7680	-50.94	5.48	3.00	13.66	-42.76	-25.00	17.76	V

LTE Band 7_Channel Bandwidth 5MHz_16QAM_1RB#0

Frequency (MHz)	Ps (dBm)	P_{cl} (dB)	Diatance	G_a Antenna Gain(dB)	Peak EIRP (dBm)	Limit (dBm)	Margin (dB)	Polarization
5135	-44.24	4.45	3.00	12.45	-36.24	-25.00	11.24	H
7702.5	-48.52	5.47	3.00	13.66	-40.33	-25.00	15.33	H
5135	-44.88	4.45	3.00	12.45	-36.88	-25.00	11.88	V
7702.5	-50.83	5.48	3.00	13.66	-42.65	-25.00	17.65	V

LTE Band 7_Channel Bandwidth 10MHz_16QAM_1RB#0

Frequency (MHz)	Ps (dBm)	P_{cl} (dB)	Diatance	G_a Antenna Gain(dB)	Peak EIRP (dBm)	Limit (dBm)	Margin (dB)	Polarization
5130	-44.56	4.45	3.00	12.45	-36.56	-25.00	11.56	H
7695	-48.36	5.47	3.00	13.66	-40.17	-25.00	15.17	H
5130	-45.62	4.45	3.00	12.45	-37.62	-25.00	12.62	V
7695	-50.29	5.48	3.00	13.66	-42.11	-25.00	17.11	V

LTE Band 7_Channel Bandwidth 15MHz_16QAM_1RB#0

Frequency (MHz)	Ps (dBm)	P_{cl} (dB)	Diatance	G_a Antenna Gain(dB)	Peak EIRP (dBm)	Limit (dBm)	Margin (dB)	Polarization
5125.0	-45.11	4.45	3.00	12.45	-37.11	-25.00	12.11	H
7687.5	-47.88	5.47	3.00	13.66	-39.69	-25.00	14.69	H
5125.0	-45.19	4.45	3.00	12.45	-37.19	-25.00	12.19	V
7687.5	-50.36	5.48	3.00	13.66	-42.18	-25.00	17.18	V

LTE Band 7_Channel Bandwidth 20MHz_16QAM_1RB#0

Frequency (MHz)	Ps (dBm)	P_{cl} (dB)	Diatance	G_a Antenna Gain(dB)	Peak EIRP (dBm)	Limit (dBm)	Margin (dB)	Polarization
5120	-44.75	4.45	3.00	12.45	-36.75	-25.00	11.75	H
7680	-47.91	5.47	3.00	13.66	-39.72	-25.00	14.72	H
5120	-45.26	4.45	3.00	12.45	-37.26	-25.00	12.26	V
7680	-50.34	5.48	3.00	13.66	-42.16	-25.00	17.16	V

The results shown in this test report refer only to the sample(s) tested unless otherwise stated and the sample(s) are retained for 15 days only. The document is issued by Shenzhen HUAK Testing Technology Co., Ltd., this document cannot be reproduced except in full with our prior written permission.

Series Model No.: I16 pro max

LTE Band 7_Channel Bandwidth 5MHz_QPSK_1RB#0

Frequency (MHz)	Ps (dBm)	P_{cl} (dB)	Diatance	G_a Antenna Gain(dB)	Peak EIRP (dBm)	Limit (dBm)	Margin (dB)	Polarization
5135	-45.2	4.45	3.00	12.45	-37.2	-25.00	12.2	*H*
7702.5	-48.53	5.47	3.00	13.66	-40.34	-25.00	15.34	*H*
5135	-45.57	4.45	3.00	12.45	-37.57	-25.00	12.57	*V*
7702.5	-50.48	5.48	3.00	13.66	-42.3	-25.00	17.3	*V*

LTE Band 7_Channel Bandwidth 10MHz_QPSK_1RB#0

Frequency (MHz)	Ps (dBm)	P_{cl} (dB)	Diatance	G_a Antenna Gain(dB)	Peak EIRP (dBm)	Limit (dBm)	Margin (dB)	Polarization
5130	-44.99	4.45	3.00	12.45	-36.99	-25.00	11.99	H
7695	-47.96	5.47	3.00	13.66	-39.77	-25.00	14.77	H
5130	-45.43	4.45	3.00	12.45	-37.43	-25.00	12.43	V
7695	-50.29	5.48	3.00	13.66	-42.11	-25.00	17.11	V

LTE Band 7_Channel Bandwidth 15MHz_QPSK_1RB#0

Frequency (MHz)	Ps (dBm)	P_{cl} (dB)	Diatance	G_a Antenna Gain(dB)	Peak EIRP (dBm)	Limit (dBm)	Margin (dB)	Polarization
5125.0	-44.31	4.45	3.00	12.45	-36.31	-25.00	11.31	H
7687.5	-48.13	5.47	3.00	13.66	-39.94	-25.00	14.94	H
5125.0	-45.38	4.45	3.00	12.45	-37.38	-25.00	12.38	V
7687.5	-50.55	5.48	3.00	13.66	-42.37	-25.00	17.37	V

LTE Band 7_Channel Bandwidth 20MHz_QPSK_1RB#0

Frequency (MHz)	Ps (dBm)	P_{cl} (dB)	Diatance	G_a Antenna Gain(dB)	Peak EIRP (dBm)	Limit (dBm)	Margin (dB)	Polarization
5120	-44.81	4.45	3.00	12.45	-36.81	-25.00	11.81	H
7680	-47.63	5.47	3.00	13.66	-39.44	-25.00	14.44	H
5120	-45.01	4.45	3.00	12.45	-37.01	-25.00	12.01	V
7680	-50.31	5.48	3.00	13.66	-42.13	-25.00	17.13	V

LTE Band 7_Channel Bandwidth 5MHz_16QAM_1RB#0

Frequency (MHz)	Ps (dBm)	P_{cl} (dB)	Diatance	G_a Antenna Gain(dB)	Peak EIRP (dBm)	Limit (dBm)	Margin (dB)	Polarization
5135	-45.09	4.45	3.00	12.45	-37.09	-25.00	12.09	H
7702.5	-48.16	5.47	3.00	13.66	-39.97	-25.00	14.97	H
5135	-44.84	4.45	3.00	12.45	-36.84	-25.00	11.84	V
7702.5	-50.48	5.48	3.00	13.66	-42.3	-25.00	17.3	V

LTE Band 7_Channel Bandwidth 10MHz_16QAM_1RB#0

Frequency (MHz)	Ps (dBm)	P_{cl} (dB)	Diatance	G_a Antenna Gain(dB)	Peak EIRP (dBm)	Limit (dBm)	Margin (dB)	Polarization
5130	-45.07	4.45	3.00	12.45	-37.07	-25.00	12.07	H
7695	-47.84	5.47	3.00	13.66	-39.65	-25.00	14.65	H
5130	-45.17	4.45	3.00	12.45	-37.17	-25.00	12.17	V
7695	-50.55	5.48	3.00	13.66	-42.37	-25.00	17.37	V

The results shown in this test report refer only to the sample(s) tested unless otherwise stated and the sample(s) are retained for 15 days only. The document is issued by Shenzhen HUAK Testing Technology Co., Ltd., this document cannot be reproduced except in full with our prior written permission.

LTE Band 7_Channel Bandwidth 15MHz_16QAM_1RB#0

Frequency (MHz)	Ps (dBm)	P_{cl} (dB)	Diatance	G_a Antenna Gain(dB)	Peak EIRP (dBm)	Limit (dBm)	Margin (dB)	Polarization
5125.0	-44.26	4.45	3.00	12.45	-36.26	-25.00	11.26	H
7687.5	-48.17	5.47	3.00	13.66	-39.98	-25.00	14.98	H
5125.0	-45.12	4.45	3.00	12.45	-37.12	-25.00	12.12	V
7687.5	-50.23	5.48	3.00	13.66	-42.05	-25.00	17.05	V

LTE Band 7_Channel Bandwidth 20MHz_16QAM_1RB#0

Frequency (MHz)	Ps (dBm)	P_{cl} (dB)	Diatance	G_a Antenna Gain(dB)	Peak EIRP (dBm)	Limit (dBm)	Margin (dB)	Polarization
5120	-44.7	4.45	3.00	12.45	-36.7	-25.00	11.7	H
7680	-47.78	5.47	3.00	13.66	-39.59	-25.00	14.59	H
5120	-45.34	4.45	3.00	12.45	-37.34	-25.00	12.34	V
7680	-50.38	5.48	3.00	13.66	-42.2	-25.00	17.2	V

Series Model No.: P6 pro

LTE Band 7_Channel Bandwidth 5MHz_QPSK_1RB#0

Frequency (MHz)	Ps (dBm)	P_{cl} (dB)	Diatance	G_a Antenna Gain(dB)	Peak EIRP (dBm)	Limit (dBm)	Margin (dB)	Polarization
5135	-44.9	4.45	3.00	12.45	-36.9	-25.00	11.9	*H*
7702.5	-47.75	5.47	3.00	13.66	-39.56	-25.00	14.56	*H*
5135	-44.87	4.45	3.00	12.45	-36.87	-25.00	11.87	*V*
7702.5	-50.29	5.48	3.00	13.66	-42.11	-25.00	17.11	*V*

LTE Band 7_Channel Bandwidth 10MHz_QPSK_1RB#0

Frequency (MHz)	Ps (dBm)	P_{cl} (dB)	Diatance	G_a Antenna Gain(dB)	Peak EIRP (dBm)	Limit (dBm)	Margin (dB)	Polarization
5130	-45.14	4.45	3.00	12.45	-37.14	-25.00	12.14	H
7695	-47.98	5.47	3.00	13.66	-39.79	-25.00	14.79	H
5130	-45.26	4.45	3.00	12.45	-37.26	-25.00	12.26	V
7695	-50.11	5.48	3.00	13.66	-41.93	-25.00	16.93	V

LTE Band 7_Channel Bandwidth 15MHz_QPSK_1RB#0

Frequency (MHz)	Ps (dBm)	P_{cl} (dB)	Diatance	G_a Antenna Gain(dB)	Peak EIRP (dBm)	Limit (dBm)	Margin (dB)	Polarization
5125.0	-44.59	4.45	3.00	12.45	-36.59	-25.00	11.59	H
7687.5	-47.66	5.47	3.00	13.66	-39.47	-25.00	14.47	H
5125.0	-45.05	4.45	3.00	12.45	-37.05	-25.00	12.05	V
7687.5	-50.89	5.48	3.00	13.66	-42.71	-25.00	17.71	V

LTE Band 7_Channel Bandwidth 20MHz_QPSK_1RB#0

Frequency (MHz)	Ps (dBm)	P_{cl} (dB)	Diatance	G_a Antenna Gain(dB)	Peak EIRP (dBm)	Limit (dBm)	Margin (dB)	Polarization
5120	-45.03	4.45	3.00	12.45	-37.03	-25.00	12.03	H
7680	-47.78	5.47	3.00	13.66	-39.59	-25.00	14.59	H
5120	-44.88	4.45	3.00	12.45	-36.88	-25.00	11.88	V
7680	-51.07	5.48	3.00	13.66	-42.89	-25.00	17.89	V

The results shown in this test report refer only to the sample(s) tested unless otherwise stated and the sample(s) are retained for 15 days only. The document is issued by Shenzhen HUAK Testing Technology Co., Ltd., this document cannot be reproduced except in full with our prior written permission.

LTE Band 7_Channel Bandwidth 5MHz_16QAM_1RB#0

Frequency (MHz)	Ps (dBm)	P_{cl} (dB)	Diatance	G_a Antenna Gain(dB)	Peak EIRP (dBm)	Limit (dBm)	Margin (dB)	Polarization
5135	-45.17	4.45	3.00	12.45	-37.17	-25.00	12.17	H
7702.5	-48.02	5.47	3.00	13.66	-39.83	-25.00	14.83	H
5135	-45.1	4.45	3.00	12.45	-37.1	-25.00	12.1	V
7702.5	-50.22	5.48	3.00	13.66	-42.04	-25.00	17.04	V

LTE Band 7_Channel Bandwidth 10MHz_16QAM_1RB#0

Frequency (MHz)	Ps (dBm)	P_{cl} (dB)	Diatance	G_a Antenna Gain(dB)	Peak EIRP (dBm)	Limit (dBm)	Margin (dB)	Polarization
5130	-45.12	4.45	3.00	12.45	-37.12	-25.00	12.12	H
7695	-48.52	5.47	3.00	13.66	-40.33	-25.00	15.33	H
5130	-45.64	4.45	3.00	12.45	-37.64	-25.00	12.64	V
7695	-50.69	5.48	3.00	13.66	-42.51	-25.00	17.51	V

LTE Band 7_Channel Bandwidth 15MHz_16QAM_1RB#0

Frequency (MHz)	Ps (dBm)	P_{cl} (dB)	Diatance	G_a Antenna Gain(dB)	Peak EIRP (dBm)	Limit (dBm)	Margin (dB)	Polarization
5125.0	-44.96	4.45	3.00	12.45	-36.96	-25.00	11.96	H
7687.5	-48.45	5.47	3.00	13.66	-40.26	-25.00	15.26	H
5125.0	-44.69	4.45	3.00	12.45	-36.69	-25.00	11.69	V
7687.5	-50.81	5.48	3.00	13.66	-42.63	-25.00	17.63	V

LTE Band 7_Channel Bandwidth 20MHz_16QAM_1RB#0

Frequency (MHz)	Ps (dBm)	P_{cl} (dB)	Diatance	G_a Antenna Gain(dB)	Peak EIRP (dBm)	Limit (dBm)	Margin (dB)	Polarization
5120	-44.27	4.45	3.00	12.45	-36.27	-25.00	11.27	H
7680	-48.44	5.47	3.00	13.66	-40.25	-25.00	15.25	H
5120	-45.25	4.45	3.00	12.45	-37.25	-25.00	12.25	V
7680	-50.33	5.48	3.00	13.66	-42.15	-25.00	17.15	V

Series Model No.: Sp20 Pro

LTE Band 7_Channel Bandwidth 5MHz_QPSK_1RB#0

Frequency (MHz)	Ps (dBm)	P_{cl} (dB)	Diatance	G_a Antenna Gain(dB)	Peak EIRP (dBm)	Limit (dBm)	Margin (dB)	Polarization
5135	-44.4	4.45	3.00	12.45	-36.4	-25.00	11.4	*H*
7702.5	-48.13	5.47	3.00	13.66	-39.94	-25.00	14.94	*H*
5135	-44.97	4.45	3.00	12.45	-36.97	-25.00	11.97	*V*
7702.5	-50.99	5.48	3.00	13.66	-42.81	-25.00	17.81	*V*

LTE Band 7_Channel Bandwidth 10MHz_QPSK_1RB#0

Frequency (MHz)	Ps (dBm)	P_{cl} (dB)	Diatance	G_a Antenna Gain(dB)	Peak EIRP (dBm)	Limit (dBm)	Margin (dB)	Polarization
5130	-44.29	4.45	3.00	12.45	-36.29	-25.00	11.29	H
7695	-48.07	5.47	3.00	13.66	-39.88	-25.00	14.88	H
5130	-44.69	4.45	3.00	12.45	-36.69	-25.00	11.69	V
7695	-50.84	5.48	3.00	13.66	-42.66	-25.00	17.66	V

The results shown in this test report refer only to the sample(s) tested unless otherwise stated and the sample(s) are retained for 15 days only. The document is issued by Shenzhen HUAK Testing Technology Co., Ltd., this document cannot be reproduced except in full with our prior written permission.

LTE Band 7_Channel Bandwidth 15MHz_QPSK_1RB#0

Frequency (MHz)	Ps (dBm)	P_{cl} (dB)	Diatance	G_a Antenna Gain(dB)	Peak EIRP (dBm)	Limit (dBm)	Margin (dB)	Polarization
5125.0	-44.95	4.45	3.00	12.45	-36.95	-25.00	11.95	H
7687.5	-47.59	5.47	3.00	13.66	-39.4	-25.00	14.4	H
5125.0	-44.94	4.45	3.00	12.45	-36.94	-25.00	11.94	V
7687.5	-50.82	5.48	3.00	13.66	-42.64	-25.00	17.64	V

LTE Band 7_Channel Bandwidth 20MHz_QPSK_1RB#0

Frequency (MHz)	Ps (dBm)	P_{cl} (dB)	Diatance	G_a Antenna Gain(dB)	Peak EIRP (dBm)	Limit (dBm)	Margin (dB)	Polarization
5120	-44.52	4.45	3.00	12.45	-36.52	-25.00	11.52	H
7680	-48.19	5.47	3.00	13.66	-40	-25.00	15	H
5120	-45.05	4.45	3.00	12.45	-37.05	-25.00	12.05	V
7680	-51.04	5.48	3.00	13.66	-42.86	-25.00	17.86	V

LTE Band 7_Channel Bandwidth 5MHz_16QAM_1RB#0

Frequency (MHz)	Ps (dBm)	P_{cl} (dB)	Diatance	G_a Antenna Gain(dB)	Peak EIRP (dBm)	Limit (dBm)	Margin (dB)	Polarization
5135	-44.24	4.45	3.00	12.45	-36.24	-25.00	11.24	H
7702.5	-47.66	5.47	3.00	13.66	-39.47	-25.00	14.47	H
5135	-45.63	4.45	3.00	12.45	-37.63	-25.00	12.63	V
7702.5	-50.48	5.48	3.00	13.66	-42.3	-25.00	17.3	V

LTE Band 7_Channel Bandwidth 10MHz_16QAM_1RB#0

Frequency (MHz)	Ps (dBm)	P_{cl} (dB)	Diatance	G_a Antenna Gain(dB)	Peak EIRP (dBm)	Limit (dBm)	Margin (dB)	Polarization
5130	-44.52	4.45	3.00	12.45	-36.52	-25.00	11.52	H
7695	-48.27	5.47	3.00	13.66	-40.08	-25.00	15.08	H
5130	-45.25	4.45	3.00	12.45	-37.25	-25.00	12.25	V
7695	-51.08	5.48	3.00	13.66	-42.9	-25.00	17.9	V

LTE Band 7_Channel Bandwidth 15MHz_16QAM_1RB#0

Frequency (MHz)	Ps (dBm)	P_{cl} (dB)	Diatance	G_a Antenna Gain(dB)	Peak EIRP (dBm)	Limit (dBm)	Margin (dB)	Polarization
5125.0	-45.05	4.45	3.00	12.45	-37.05	-25.00	12.05	H
7687.5	-47.94	5.47	3.00	13.66	-39.75	-25.00	14.75	H
5125.0	-44.84	4.45	3.00	12.45	-36.84	-25.00	11.84	V
7687.5	-50.69	5.48	3.00	13.66	-42.51	-25.00	17.51	V

LTE Band 7_Channel Bandwidth 20MHz_16QAM_1RB#0

Frequency (MHz)	Ps (dBm)	P_{cl} (dB)	Diatance	G_a Antenna Gain(dB)	Peak EIRP (dBm)	Limit (dBm)	Margin (dB)	Polarization
5120	-45.2	4.45	3.00	12.45	-37.2	-25.00	12.2	H
7680	-48.26	5.47	3.00	13.66	-40.07	-25.00	15.07	H
5120	-45.39	4.45	3.00	12.45	-37.39	-25.00	12.39	V
7680	-50.22	5.48	3.00	13.66	-42.04	-25.00	17.04	V

The results shown in this test report refer only to the sample(s) tested unless otherwise stated and the sample(s) are retained for 15 days only. The document is issued by Shenzhen HUAK Testing Technology Co., Ltd., this document cannot be reproduced except in full with our prior written permission.

Series Model No.: OP12 pro

LTE Band 7_Channel Bandwidth 5MHz_QPSK_1RB#0

Frequency (MHz)	Ps (dBm)	P_{cl} (dB)	Diatance	G_a Antenna Gain(dB)	Peak EIRP (dBm)	Limit (dBm)	Margin (dB)	Polarization
5135	-44.41	4.45	3.00	12.45	-36.41	-25.00	11.41	*H*
7702.5	-48.19	5.47	3.00	13.66	-40	-25.00	15	*H*
5135	-45.53	4.45	3.00	12.45	-37.53	-25.00	12.53	*V*
7702.5	-50.7	5.48	3.00	13.66	-42.52	-25.00	17.52	*V*

LTE Band 7_Channel Bandwidth 10MHz_QPSK_1RB#0

Frequency (MHz)	Ps (dBm)	P_{cl} (dB)	Diatance	G_a Antenna Gain(dB)	Peak EIRP (dBm)	Limit (dBm)	Margin (dB)	Polarization
5130	-44.62	4.45	3.00	12.45	-36.62	-25.00	11.62	H
7695	-47.67	5.47	3.00	13.66	-39.48	-25.00	14.48	H
5130	-45.56	4.45	3.00	12.45	-37.56	-25.00	12.56	V
7695	-50.53	5.48	3.00	13.66	-42.35	-25.00	17.35	V

LTE Band 7_Channel Bandwidth 15MHz_QPSK_1RB#0

Frequency (MHz)	Ps (dBm)	P_{cl} (dB)	Diatance	G_a Antenna Gain(dB)	Peak EIRP (dBm)	Limit (dBm)	Margin (dB)	Polarization
5125.0	-45	4.45	3.00	12.45	-37	-25.00	12	H
7687.5	-47.73	5.47	3.00	13.66	-39.54	-25.00	14.54	H
5125.0	-44.82	4.45	3.00	12.45	-36.82	-25.00	11.82	V
7687.5	-50.33	5.48	3.00	13.66	-42.15	-25.00	17.15	V

LTE Band 7_Channel Bandwidth 20MHz_QPSK_1RB#0

Frequency (MHz)	Ps (dBm)	P_{cl} (dB)	Diatance	G_a Antenna Gain(dB)	Peak EIRP (dBm)	Limit (dBm)	Margin (dB)	Polarization
5120	-44.43	4.45	3.00	12.45	-36.43	-25.00	11.43	H
7680	-48.06	5.47	3.00	13.66	-39.87	-25.00	14.87	H
5120	-45.6	4.45	3.00	12.45	-37.6	-25.00	12.6	V
7680	-50.83	5.48	3.00	13.66	-42.65	-25.00	17.65	V

LTE Band 7_Channel Bandwidth 5MHz_16QAM_1RB#0

Frequency (MHz)	Ps (dBm)	P_{cl} (dB)	Diatance	G_a Antenna Gain(dB)	Peak EIRP (dBm)	Limit (dBm)	Margin (dB)	Polarization
5135	-45.18	4.45	3.00	12.45	-37.18	-25.00	12.18	H
7702.5	-47.8	5.47	3.00	13.66	-39.61	-25.00	14.61	H
5135	-45.31	4.45	3.00	12.45	-37.31	-25.00	12.31	V
7702.5	-50.49	5.48	3.00	13.66	-42.31	-25.00	17.31	V

LTE Band 7_Channel Bandwidth 10MHz_16QAM_1RB#0

Frequency (MHz)	Ps (dBm)	P_{cl} (dB)	Diatance	G_a Antenna Gain(dB)	Peak EIRP (dBm)	Limit (dBm)	Margin (dB)	Polarization
5130	-45.14	4.45	3.00	12.45	-37.14	-25.00	12.14	H
7695	-48.34	5.47	3.00	13.66	-40.15	-25.00	15.15	H
5130	-45.04	4.45	3.00	12.45	-37.04	-25.00	12.04	V
7695	-50.41	5.48	3.00	13.66	-42.23	-25.00	17.23	V

The results shown in this test report refer only to the sample(s) tested unless otherwise stated and the sample(s) are retained for 15 days only. The document is issued by Shenzhen HUAK Testing Technology Co., Ltd., this document cannot be reproduced except in full with our prior written permission.

LTE Band 7_Channel Bandwidth 15MHz_16QAM_1RB#0

Frequency (MHz)	Ps (dBm)	P_{cl} (dB)	Diatance	G_a Antenna Gain(dB)	Peak EIRP (dBm)	Limit (dBm)	Margin (dB)	Polarization
5125.0	-44.71	4.45	3.00	12.45	-36.71	-25.00	11.71	H
7687.5	-47.84	5.47	3.00	13.66	-39.65	-25.00	14.65	H
5125.0	-45.07	4.45	3.00	12.45	-37.07	-25.00	12.07	V
7687.5	-50.31	5.48	3.00	13.66	-42.13	-25.00	17.13	V

LTE Band 7_Channel Bandwidth 20MHz_16QAM_1RB#0

Frequency (MHz)	Ps (dBm)	P_{cl} (dB)	Diatance	G_a Antenna Gain(dB)	Peak EIRP (dBm)	Limit (dBm)	Margin (dB)	Polarization
5120	-45.05	4.45	3.00	12.45	-37.05	-25.00	12.05	H
7680	-47.66	5.47	3.00	13.66	-39.47	-25.00	14.47	H
5120	-45.12	4.45	3.00	12.45	-37.12	-25.00	12.12	V
7680	-50.33	5.48	3.00	13.66	-42.15	-25.00	17.15	V

Series Model No.: T3 Pro

LTE Band 7_Channel Bandwidth 5MHz_QPSK_1RB#0

Frequency (MHz)	Ps (dBm)	P_{cl} (dB)	Diatance	G_a Antenna Gain(dB)	Peak EIRP (dBm)	Limit (dBm)	Margin (dB)	Polarization
5135	-45.34	4.39	3.00	12.34	-37.39	-25.00	12.39	*H*
7702.5	-48.21	5.31	3.00	13.52	-40	-25.00	15	*H*
5135	-44.83	4.39	3.00	12.34	-36.88	-25.00	11.88	*V*
7702.5	-50.81	5.31	3.00	13.52	-42.6	-25.00	17.6	*V*

LTE Band 7_Channel Bandwidth 10MHz_QPSK_1RB#0

Frequency (MHz)	Ps (dBm)	P_{cl} (dB)	Diatance	G_a Antenna Gain(dB)	Peak EIRP (dBm)	Limit (dBm)	Margin (dB)	Polarization
5130	-45.1	4.41	3.00	12.34	-37.17	-25.00	12.17	H
7695	-48.52	5.38	3.00	13.58	-40.32	-25.00	15.32	H
5130	-44.72	4.41	3.00	12.34	-36.79	-25.00	11.79	V
7695	-50.56	5.38	3.00	13.58	-42.36	-25.00	17.36	V

LTE Band 7_Channel Bandwidth 15MHz_QPSK_1RB#0

Frequency (MHz)	Ps (dBm)	P_{cl} (dB)	Diatance	G_a Antenna Gain(dB)	Peak EIRP (dBm)	Limit (dBm)	Margin (dB)	Polarization
5125.0	-44.91	4.45	3.00	12.45	-36.91	-25.00	11.91	H
7687.5	-48	5.47	3.00	13.66	-39.81	-25.00	14.81	H
5125.0	-44.92	4.45	3.00	12.45	-36.92	-25.00	11.92	V
7687.5	-50.44	5.48	3.00	13.66	-42.26	-25.00	17.26	V

LTE Band 7_Channel Bandwidth 20MHz_QPSK_1RB#0

Frequency (MHz)	Ps (dBm)	P_{cl} (dB)	Diatance	G_a Antenna Gain(dB)	Peak EIRP (dBm)	Limit (dBm)	Margin (dB)	Polarization
5120	-46.12	4.39	3.00	12.34	-38.17	-25.00	13.17	H
7680	-48.19	5.31	3.00	13.52	-39.98	-25.00	14.98	H
5120	-44.92	4.39	3.00	12.34	-36.97	-25.00	11.97	V
7680	-50.99	5.31	3.00	13.52	-42.78	-25.00	17.78	V

The results shown in this test report refer only to the sample(s) tested unless otherwise stated and the sample(s) are retained for 15 days only. The document is issued by Shenzhen HUAK Testing Technology Co., Ltd., this document cannot be reproduced except in full with our prior written permission.

LTE Band 7_Channel Bandwidth 5MHz_16QAM_1RB#0

Frequency (MHz)	Ps (dBm)	P_{cl} (dB)	Diatance	G_a Antenna Gain(dB)	Peak EIRP (dBm)	Limit (dBm)	Margin (dB)	Polarization
5135	-45.11	4.41	3.00	12.34	-37.18	-25.00	12.18	H
7702.5	-48.39	5.38	3.00	13.58	-40.19	-25.00	15.19	H
5135	-45.01	4.41	3.00	12.34	-37.08	-25.00	12.08	V
7702.5	-51.03	5.38	3.00	13.58	-42.83	-25.00	17.83	V

LTE Band 7_Channel Bandwidth 10MHz_16QAM_1RB#0

Frequency (MHz)	Ps (dBm)	P_{cl} (dB)	Diatance	G_a Antenna Gain(dB)	Peak EIRP (dBm)	Limit (dBm)	Margin (dB)	Polarization
5130	-44.41	4.45	3.00	12.45	-36.41	-25.00	11.41	H
7695	-47.75	5.47	3.00	13.66	-39.56	-25.00	14.56	H
5130	-44.8	4.45	3.00	12.45	-36.8	-25.00	11.8	V
7695	-50.75	5.48	3.00	13.66	-42.57	-25.00	17.57	V

LTE Band 7_Channel Bandwidth 15MHz_16QAM_1RB#0

Frequency (MHz)	Ps (dBm)	P_{cl} (dB)	Diatance	G_a Antenna Gain(dB)	Peak EIRP (dBm)	Limit (dBm)	Margin (dB)	Polarization
5125.0	-45.23	4.45	3.00	12.45	-37.23	-25.00	12.23	H
7687.5	-47.58	5.47	3.00	13.66	-39.39	-25.00	14.39	H
5125.0	-44.75	4.45	3.00	12.45	-36.75	-25.00	11.75	V
7687.5	-50.47	5.48	3.00	13.66	-42.29	-25.00	17.29	V

LTE Band 7_Channel Bandwidth 20MHz_16QAM_1RB#0

Frequency (MHz)	Ps (dBm)	P_{cl} (dB)	Diatance	G_a Antenna Gain(dB)	Peak EIRP (dBm)	Limit (dBm)	Margin (dB)	Polarization
5120	-44.9	4.45	3.00	12.45	-36.9	-25.00	11.9	H
7680	-48.52	5.47	3.00	13.66	-40.33	-25.00	15.33	H
5120	-45.5	4.45	3.00	12.45	-37.5	-25.00	12.5	V
7680	-50.22	5.48	3.00	13.66	-42.04	-25.00	17.04	V

Series Model No.: P8 Pro

LTE Band 7_Channel Bandwidth 5MHz_QPSK_1RB#0

Frequency (MHz)	Ps (dBm)	P_{cl} (dB)	Diatance	G_a Antenna Gain(dB)	Peak EIRP (dBm)	Limit (dBm)	Margin (dB)	Polarization
5135	-44.27	4.45	3.00	12.45	-36.27	-25.00	11.27	*H*
7702.5	-48.21	5.47	3.00	13.66	-40.02	-25.00	15.02	*H*
5135	-45.35	4.45	3.00	12.45	-37.35	-25.00	12.35	*V*
7702.5	-50.97	5.48	3.00	13.66	-42.79	-25.00	17.79	*V*

LTE Band 7_Channel Bandwidth 10MHz_QPSK_1RB#0

Frequency (MHz)	Ps (dBm)	P_{cl} (dB)	Diatance	G_a Antenna Gain(dB)	Peak EIRP (dBm)	Limit (dBm)	Margin (dB)	Polarization
5130	-45.07	4.45	3.00	12.45	-37.07	-25.00	12.07	H
7695	-47.55	5.47	3.00	13.66	-39.36	-25.00	14.36	H
5130	-45.29	4.45	3.00	12.45	-37.29	-25.00	12.29	V
7695	-50.9	5.48	3.00	13.66	-42.72	-25.00	17.72	V

The results shown in this test report refer only to the sample(s) tested unless otherwise stated and the sample(s) are retained for 15 days only. The document is issued by Shenzhen HUAK Testing Technology Co., Ltd., this document cannot be reproduced except in full with our prior written permission.

LTE Band 7_Channel Bandwidth 15MHz_QPSK_1RB#0

Frequency (MHz)	Ps (dBm)	P_{cl} (dB)	Diatance	G_a Antenna Gain(dB)	Peak EIRP (dBm)	Limit (dBm)	Margin (dB)	Polarization
5125.0	-44.24	4.45	3.00	12.45	-36.24	-25.00	11.24	H
7687.5	-47.76	5.47	3.00	13.66	-39.57	-25.00	14.57	H
5125.0	-45.25	4.45	3.00	12.45	-37.25	-25.00	12.25	V
7687.5	-50.66	5.48	3.00	13.66	-42.48	-25.00	17.48	V

LTE Band 7_Channel Bandwidth 20MHz_QPSK_1RB#0

Frequency (MHz)	Ps (dBm)	P_{cl} (dB)	Diatance	G_a Antenna Gain(dB)	Peak EIRP (dBm)	Limit (dBm)	Margin (dB)	Polarization
5120	-45.19	4.45	3.00	12.45	-37.19	-25.00	12.19	H
7680	-47.97	5.47	3.00	13.66	-39.78	-25.00	14.78	H
5120	-45.26	4.45	3.00	12.45	-37.26	-25.00	12.26	V
7680	-50.8	5.48	3.00	13.66	-42.62	-25.00	17.62	V

LTE Band 7_Channel Bandwidth 5MHz_16QAM_1RB#0

Frequency (MHz)	Ps (dBm)	P_{cl} (dB)	Diatance	G_a Antenna Gain(dB)	Peak EIRP (dBm)	Limit (dBm)	Margin (dB)	Polarization
5135	-45.06	4.45	3.00	12.45	-37.06	-25.00	12.06	H
7702.5	-48.14	5.47	3.00	13.66	-39.95	-25.00	14.95	H
5135	-45.03	4.45	3.00	12.45	-37.03	-25.00	12.03	V
7702.5	-50.92	5.48	3.00	13.66	-42.74	-25.00	17.74	V

LTE Band 7_Channel Bandwidth 10MHz_16QAM_1RB#0

Frequency (MHz)	Ps (dBm)	P_{cl} (dB)	Diatance	G_a Antenna Gain(dB)	Peak EIRP (dBm)	Limit (dBm)	Margin (dB)	Polarization
5130	-45.03	4.45	3.00	12.45	-37.03	-25.00	12.03	H
7695	-47.96	5.47	3.00	13.66	-39.77	-25.00	14.77	H
5130	-45.29	4.45	3.00	12.45	-37.29	-25.00	12.29	V
7695	-50.59	5.48	3.00	13.66	-42.41	-25.00	17.41	V

LTE Band 7_Channel Bandwidth 15MHz_16QAM_1RB#0

Frequency (MHz)	Ps (dBm)	P_{cl} (dB)	Diatance	G_a Antenna Gain(dB)	Peak EIRP (dBm)	Limit (dBm)	Margin (dB)	Polarization
5125.0	-44.89	4.45	3.00	12.45	-36.89	-25.00	11.89	H
7687.5	-48.17	5.47	3.00	13.66	-39.98	-25.00	14.98	H
5125.0	-45.48	4.45	3.00	12.45	-37.48	-25.00	12.48	V
7687.5	-50.15	5.48	3.00	13.66	-41.97	-25.00	16.97	V

LTE Band 7_Channel Bandwidth 20MHz_16QAM_1RB#0

Frequency (MHz)	Ps (dBm)	P_{cl} (dB)	Diatance	G_a Antenna Gain(dB)	Peak EIRP (dBm)	Limit (dBm)	Margin (dB)	Polarization
5120	-44.5	4.45	3.00	12.45	-36.5	-25.00	11.5	H
7680	-47.64	5.47	3.00	13.66	-39.45	-25.00	14.45	H
5120	-44.83	4.45	3.00	12.45	-36.83	-25.00	11.83	V
7680	-50.39	5.48	3.00	13.66	-42.21	-25.00	17.21	V

The results shown in this test report refer only to the sample(s) tested unless otherwise stated and the sample(s) are retained for 15 days only. The document is issued by Shenzhen HUAK Testing Technology Co., Ltd., this document cannot be reproduced except in full with our prior written permission.

4.7 Frequency Stability

LIMIT

According to §2.1055 requirement, the frequency stability shall be sufficient to ensure that the fundamental emissions stay within the authorized bands of operation and should not exceed 2.5ppm.

TEST CONFIGURATION

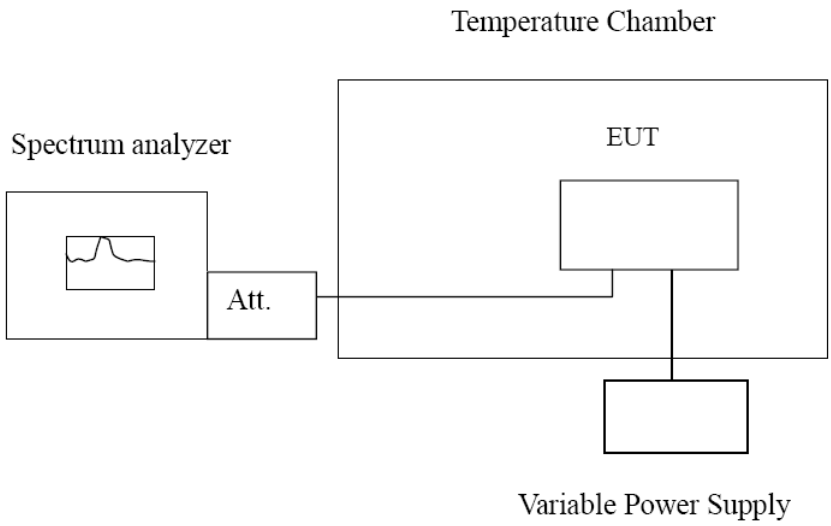

TEST PROCEDURE

The EUT was setup according to EIA/TIA 603D

Frequency Stability Under Temperature Variations:
In order to measure the carrier frequency under the condition of AFC lock, it is necessary to make measurements with the EUT in a "call mode". This is accomplished with the use of R&S CMW500 DIGITAL RADIO COMMUNICATION TESTER.
1. Measure the carrier frequency at room temperature.
2. Subject the EUT to overnight soak at -30℃.
3. With the EUT, powered via nominal voltage, connected to the CMW500 and in a simulated call on middle channel for LTE band 41, measure the carrier frequency. These measurements should be made within 2 minutes of Powering up the EUT, to prevent significant self-warming.
4. Repeat the above measurements at 10℃ increments from -30℃ to +50℃. Allow at least 1.5 hours at each temperature, unpowered, before making measurements.
5. Re-measure carrier frequency at room temperature with nominal voltage. Vary supply voltage from minimum voltage to maximum voltage, in 0.1Volt increments re-measuring carrier frequency at each voltage. Pause at nominal voltage for 1.5 hours unpowered, to allow any self-heating to stabilize, before continuing.
6. Subject the EUT to overnight soak at +50℃.
7. With the EUT, powered via nominal voltage, connected to the CMW500 and in a simulated call on the centre channel, measure the carrier frequency. These measurements should be made within 2 minutes of Powering up the EUT, to prevent significant self-warming.
8. Repeat the above measurements at 10 ℃ increments from +50℃ to -30℃. Allow at least 1.5 hours at each temperature, unpowered, before making measurements
9. At all temperature levels hold the temperature to +/- 0.5℃ during the measurement procedure.

The results shown in this test report refer only to the sample(s) tested unless otherwise stated and the sample(s) are retained for 15 days only. The document is issued by Shenzhen HUAK Testing Technology Co., Ltd., this document cannot be reproduced except in full with our prior written permission.

Frequency Stability Under Voltage Variations:
Set chamber temperature to 20℃. Use a variable AC power supply / DC power source to power the EUT and set the voltage to rated voltage. Set the spectrum analyzer RBW low enough to obtain the desired frequency resolution and recorded the frequency.
Reduce the input voltage to specify extreme voltage variation (±15%) and endpoint, recordthe maximum frequency change.

TEST RESULTS

Remark:
1. We testedall RB Configuration refer 3GPP TS136 521 for each Channel Bandwidth of LTE Band 7; recorded worst case.

LTE Band 7_5MHz bandwidth_QPSK_1RB#0 (worst case of all bandwidths)

LTE Band 7					
DC Power	**Temperature (℃)**	**Frequency error(Hz)**	**Frequency error(ppm)**	**Limit (ppm)**	**Verdict**
4.25	20	-17.25	-0.006893	2.50	PASS
5.0	20	-16.42	-0.006561	2.50	PASS
5.75	20	-19.88	-0.007944	2.50	PASS
5.0	-30	-19.30	-0.007712	2.50	PASS
5.0	-20	11.29	0.004511	2.50	PASS
5.0	-10	-16.08	-0.006426	2.50	PASS
5.0	0	18.60	0.007433	2.50	PASS
5.0	10	15.05	0.006014	2.50	PASS
5.0	20	14.00	0.005594	2.50	PASS
5.0	30	-19.77	-0.007799	2.50	PASS
5.0	40	-19.33	-0.007625	2.50	PASS
5.0	50	-14.68	-0.005791	2.50	PASS

LTE Band 7_5MHz bandwidth_16QAM_1RB#0 (worst case of all bandwidths)

LTE Band 7					
DC Power	**Temperature (℃)**	**Frequency error(Hz)**	**Frequency error(ppm)**	**Limit (ppm)**	**Verdict**
4.25	20	-16.92	-0.006761	2.50	PASS
5.0	20	-6.94	-0.002773	2.50	PASS
5.75	20	-12.97	-0.005183	2.50	PASS
5.0	-30	-8.90	-0.003556	2.50	PASS
5.0	-20	-19.63	-0.007844	2.50	PASS
5.0	-10	-13.72	-0.005483	2.50	PASS
5.0	0	8.57	0.003425	2.50	PASS
5.0	10	-8.71	-0.003481	2.50	PASS
5.0	20	-12.09	-0.004831	2.50	PASS
5.0	30	8.90	0.003511	2.50	PASS
5.0	40	-11.67	-0.004604	2.50	PASS
5.0	50	8.34	0.003290	2.50	PASS

The results shown in this test report refer only to the sample(s) tested unless otherwise stated and the sample(s) are retained for 15 days only. The document is issued by Shenzhen HUAK Testing Technology Co., Ltd., this document cannot be reproduced except in full with our prior written permission.

5 Test Setup Photos of the EUT

Test Model No.: S25 Ultra
Radiated Emissions





The results shown in this test report refer only to the sample(s) tested unless otherwise stated and the sample(s) are retained for 15 days only. The document is issued by Shenzhen HUAK Testing Technology Co., Ltd., this document cannot be reproduced except in full with our prior written permission.

RF Conducted Emission



The results shown in this test report refer only to the sample(s) tested unless otherwise stated and the sample(s) are retained for 15 days only. The document is issued by Shenzhen HUAK Testing Technology Co., Ltd., this document cannot be reproduced except in full with our prior written permission.

Series Model No.: R12 pro
Radiated Emissions



The results shown in this test report refer only to the sample(s) tested unless otherwise stated and the sample(s) are retained for 15 days only. The document is issued by Shenzhen HUAK Testing Technology Co., Ltd., this document cannot be reproduced except in full with our prior written permission.

Series Model No.: P5 pro
Radiated Emissions





The results shown in this test report refer only to the sample(s) tested unless otherwise stated and the sample(s) are retained for 15 days only. The document is issued by Shenzhen HUAK Testing Technology Co., Ltd., this document cannot be reproduced except in full with our prior written permission.

Series Model No.: E50 Ultra
Radiated Emissions



The results shown in this test report refer only to the sample(s) tested unless otherwise stated and the sample(s) are retained for 15 days only. The document is issued by Shenzhen HUAK Testing Technology Co., Ltd., this document cannot be reproduced except in full with our prior written permission.

Series Model No.: I16 pro max
Radiated Emissions





The results shown in this test report refer only to the sample(s) tested unless otherwise stated and the sample(s) are retained for 15 days only. The document is issued by Shenzhen HUAK Testing Technology Co., Ltd., this document cannot be reproduced except in full with our prior written permission.