LTE FDD Band 4-5MHz Channel Bandwidth	
Low Channel	
QPSK	16QAM
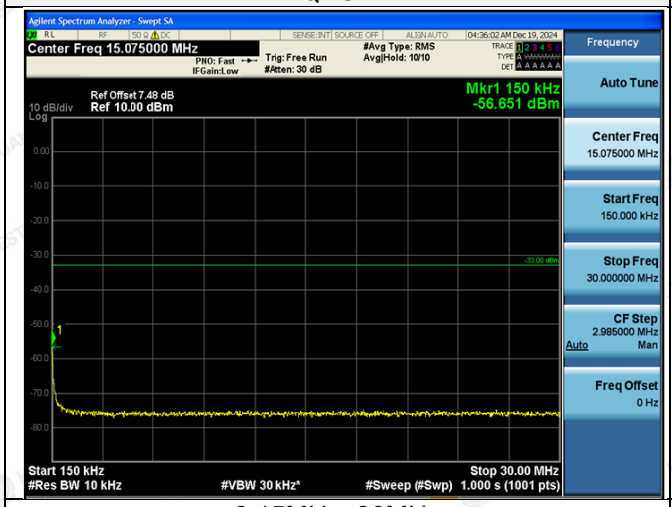	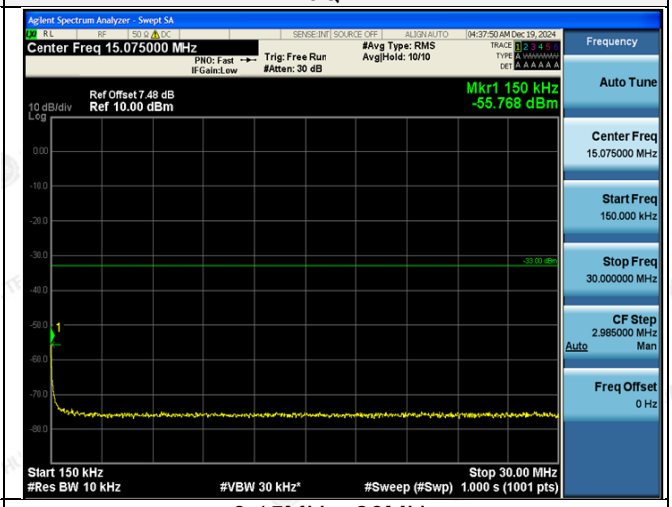
0.15MHz~30MHz	0.15MHz~30MHz
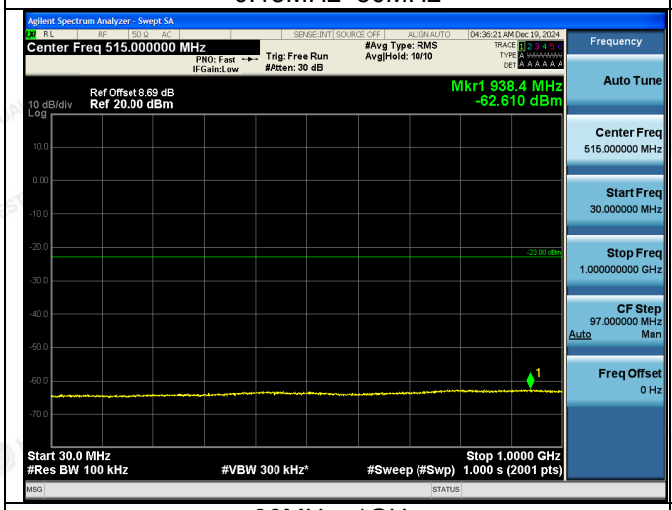	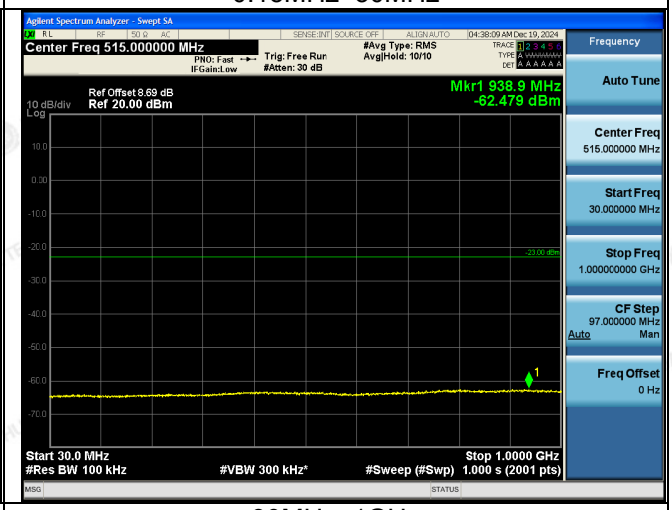
30MHz~1GHz	30MHz~1GHz
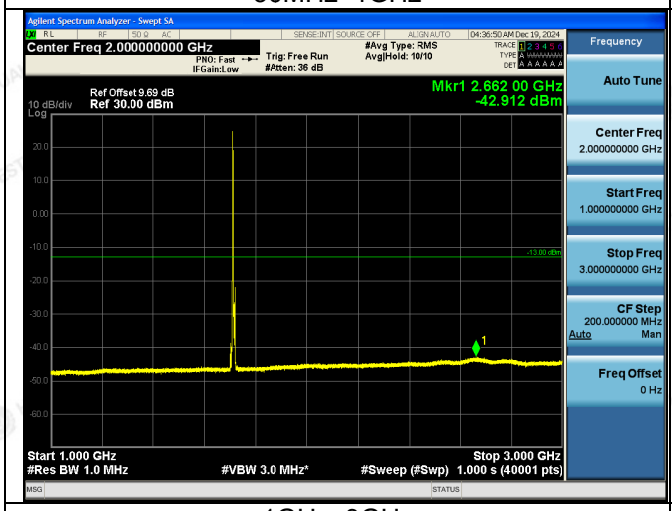	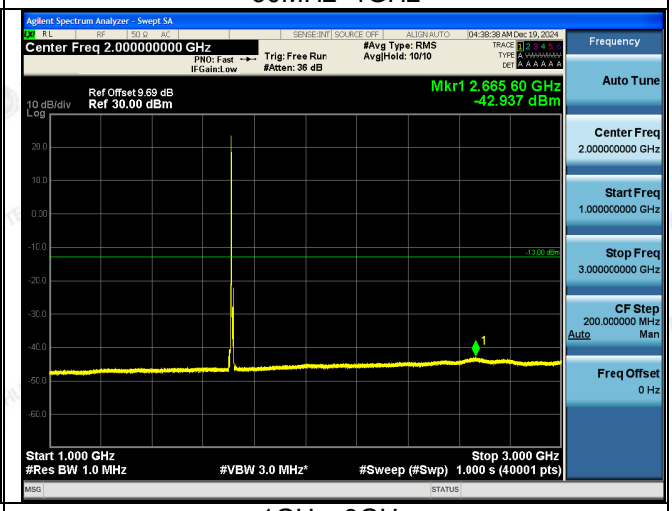
1GHz~3GHz	1GHz~3GHz

The results shown in this test report refer only to the sample(s) tested unless otherwise stated and the sample(s) are retained for 30 days only. The document is issued by HUAK, this document cannot be reproduced except in full with our prior written permission. The more details and the authenticity of the report will be confirmed at http://www.cer-mark.com.

3GHz~20GHz

1RB#0

3GHz~20GHz

1RB#0

LTE FDD Band 4-5MHz Channel Bandwidth

Middle Channel

QPSK

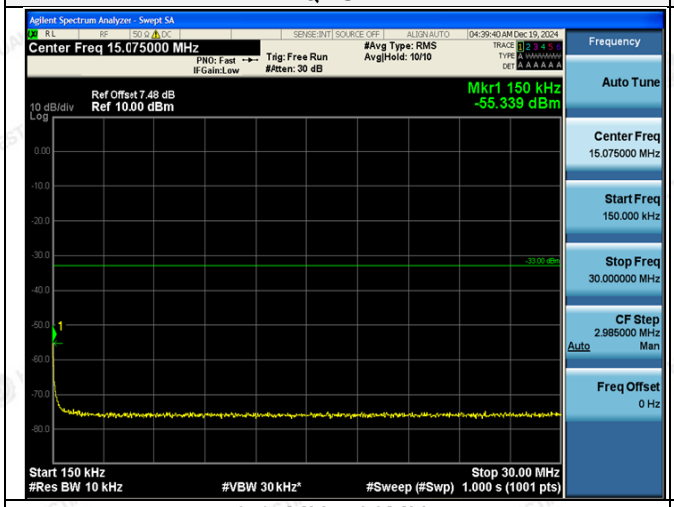

0.15MHz~30MHz

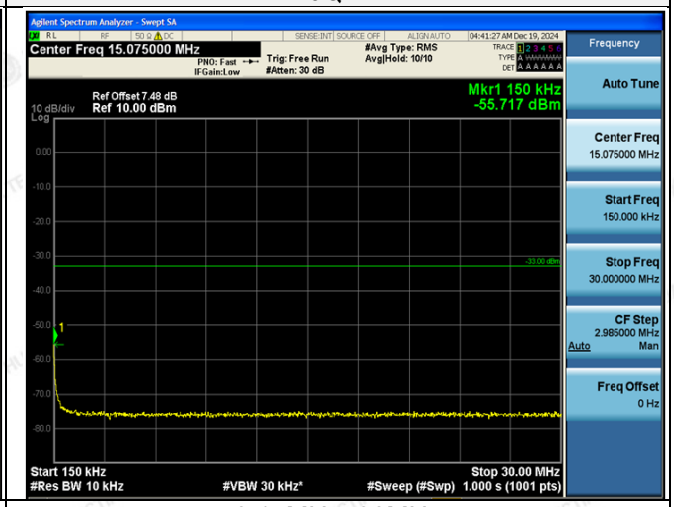

0.15MHz~30MHz

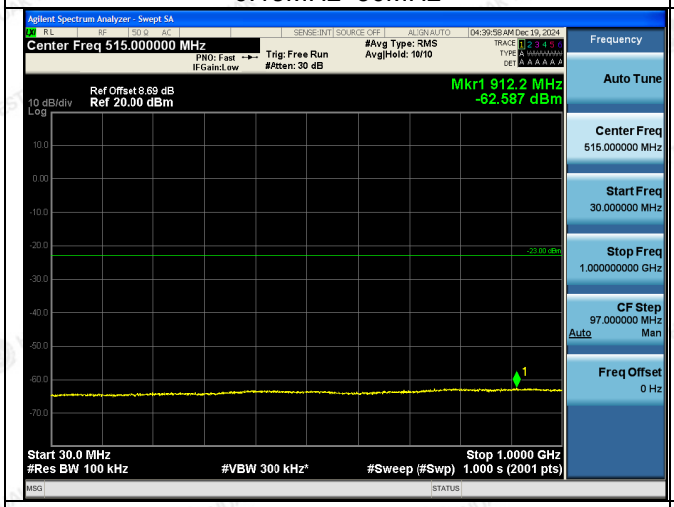

30MHz~1GHz

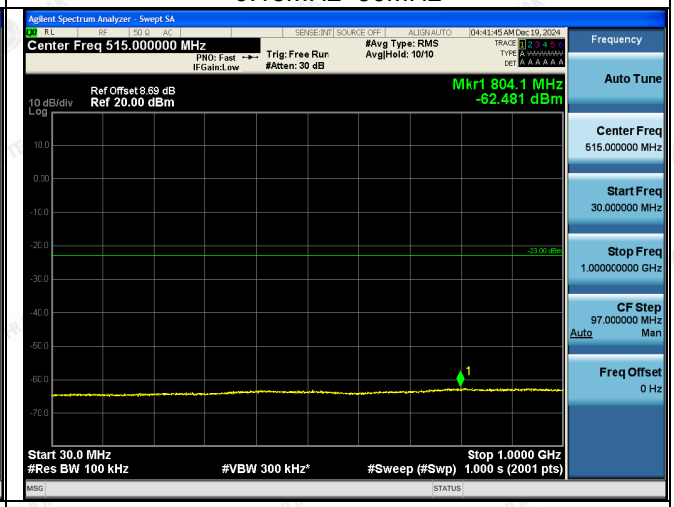

30MHz~1GHz

The results shown in this test report refer only to the sample(s) tested unless otherwise stated and the sample(s) are retained for 30 days only. The document is issued by HUAK, this document cannot be reproduced except in full with our prior written permission. The more details and the authenticity of the report will be confirmed at http://www.cer-mark.com.

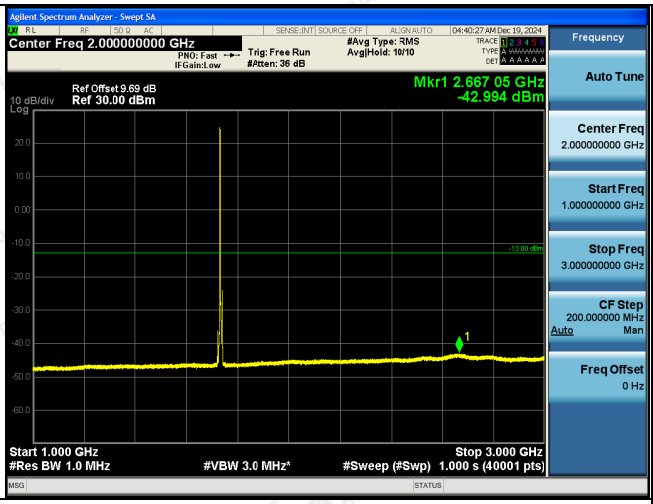

1GHz~3GHz

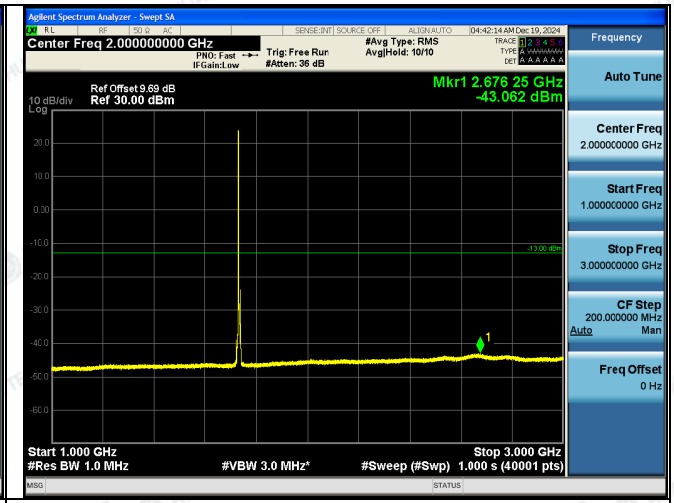

1GHz~3GHz

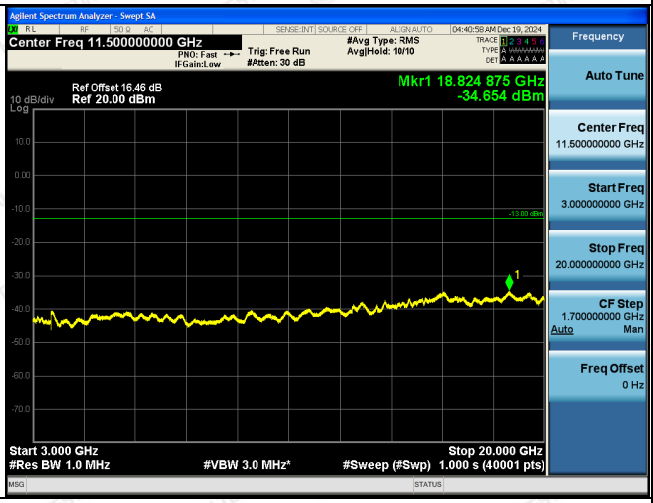

3GHz~20GHz

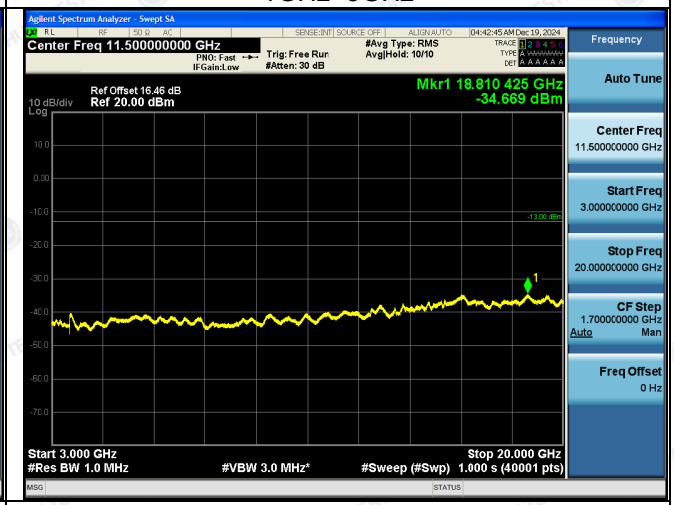

3GHz~20GHz

1RB#0 | 1RB#0

LTE FDD Band 4-5MHz Channel Bandwidth

High Channel

QPSK

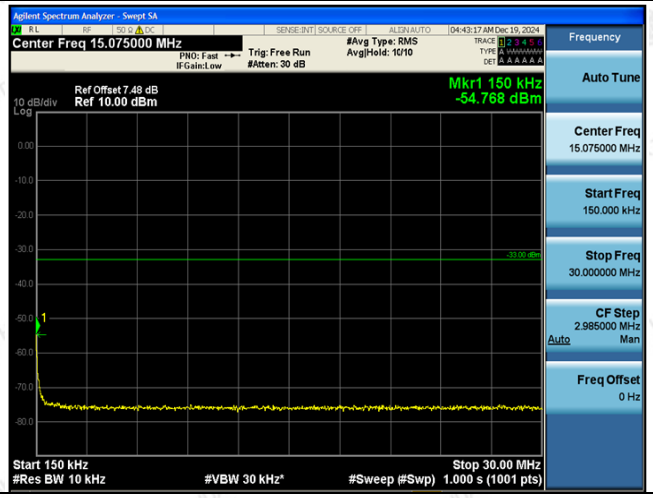

0.15MHz~30MHz

16QAM

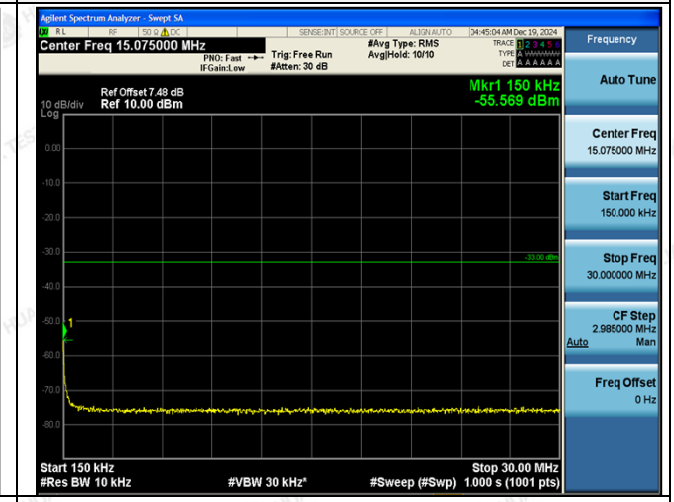

0.15MHz~30MHz

The results shown in this test report refer only to the sample(s) tested unless otherwise stated and the sample(s) are retained for 30 days only. The document is issued by HUAK, this document cannot be reproduced except in full with our prior written permission. The more details and the authenticity of the report will be confirmed at http://www.cer-mark.com.

30MHz~1GHz

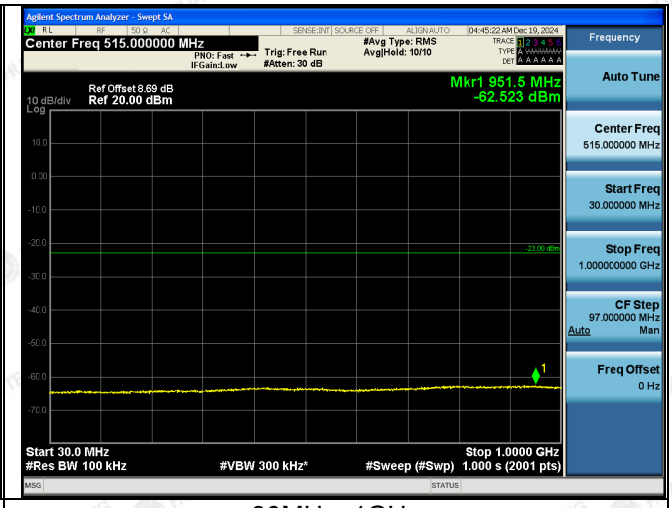

30MHz~1GHz

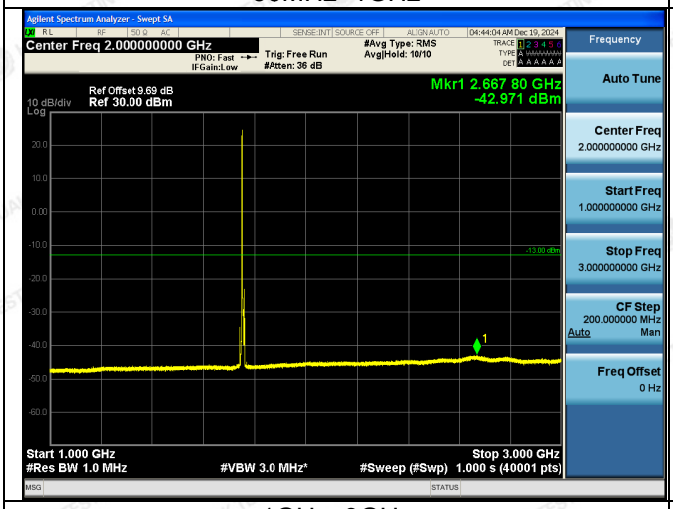

1GHz~3GHz

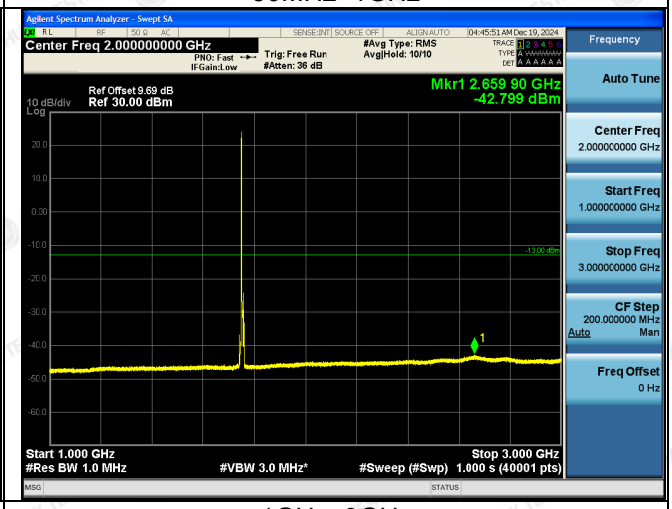

1GHz~3GHz

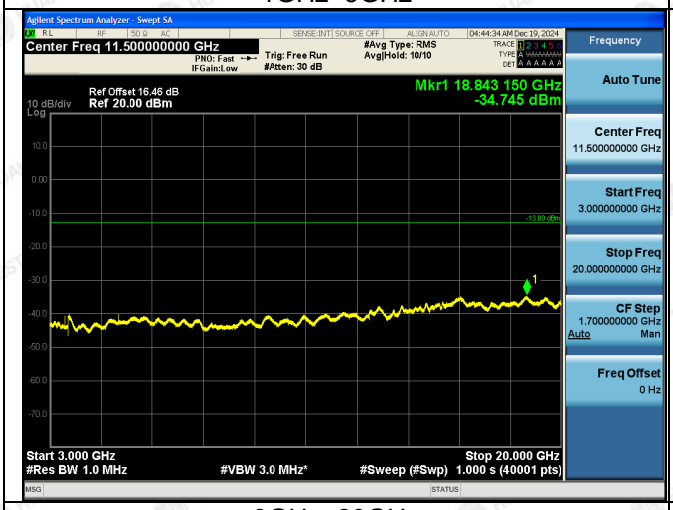

3GHz~20GHz

1RB#0

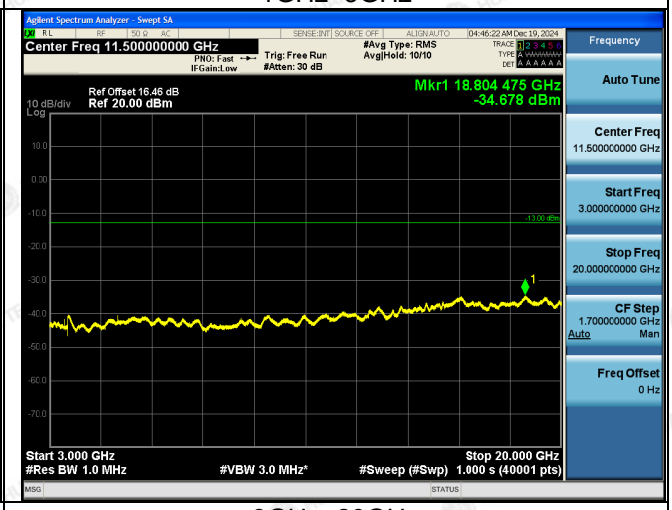

3GHz~20GHz

1RB#0

The results shown in this test report refer only to the sample(s) tested unless otherwise stated and the sample(s) are retained for 30 days only. The document is issued by HUAK, this document cannot be reproduced except in full with our prior written permission. The more details and the authenticity of the report will be confirmed at http://www.cer-mark.com.

LTE FDD Band 4-10MHz Channel Bandwidth	
Low Channel	
QPSK	16QAM
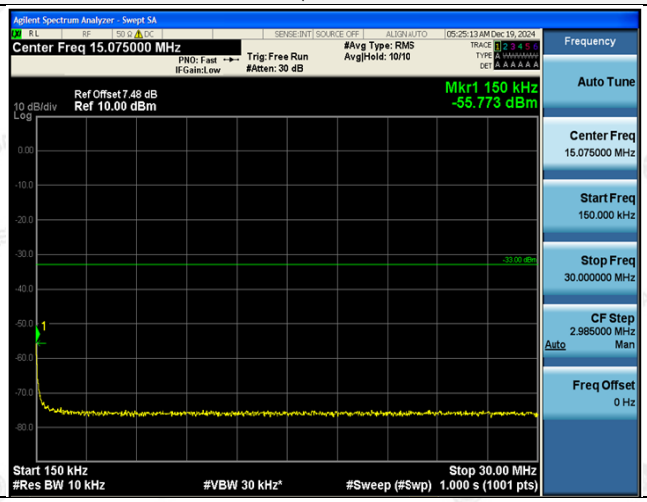	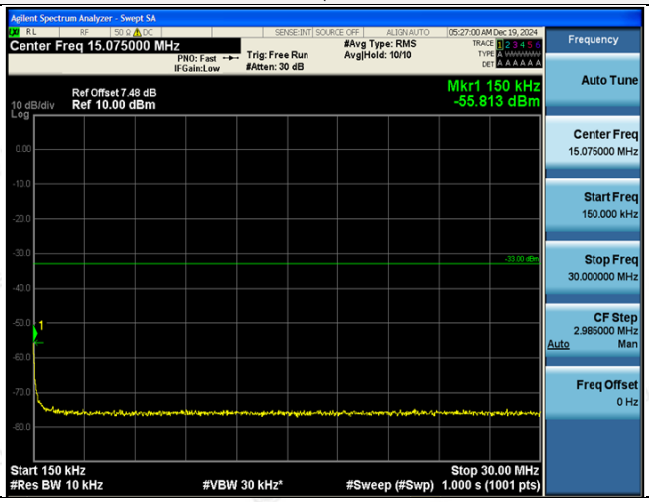
0.15MHz~30MHz	0.15MHz~30MHz
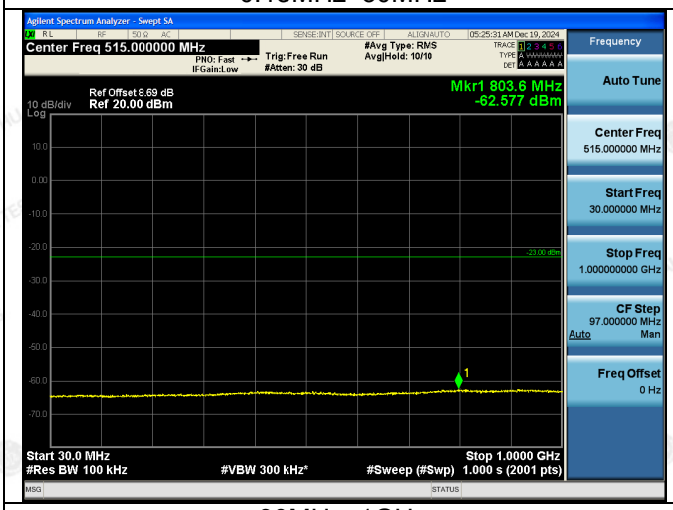	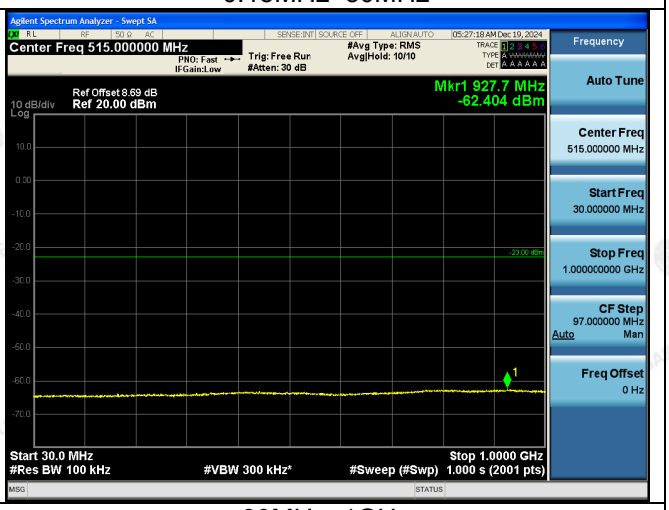
30MHz~1GHz	30MHz~1GHz
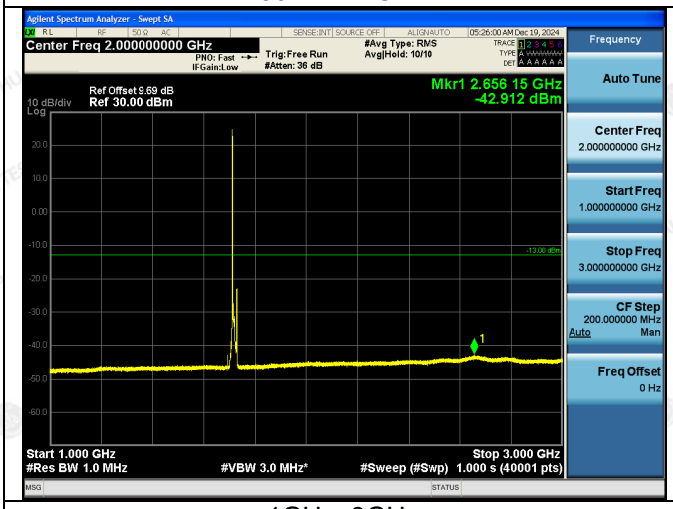	
1GHz~3GHz	1GHz~3GHz

The results shown in this test report refer only to the sample(s) tested unless otherwise stated and the sample(s) are retained for 30 days only. The document is issued by HUAK, this document cannot be reproduced except in full with our prior written permission. The more details and the authenticity of the report will be confirmed at http://www.cer-mark.com.

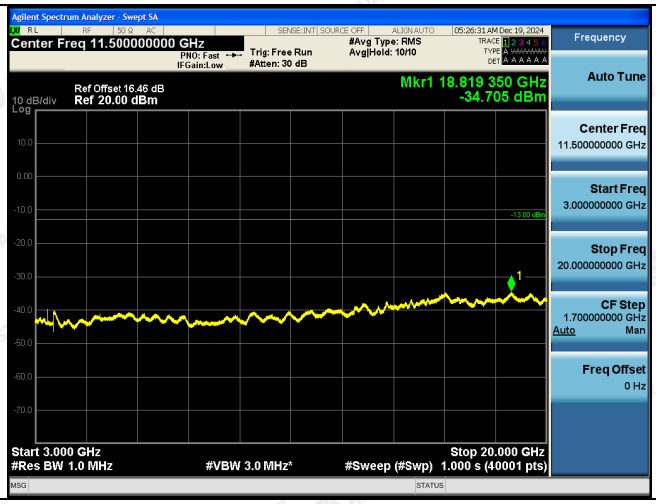

3GHz~20GHz

1RB#0

3GHz~20GHz

1RB#0

LTE FDD Band 4-10MHz Channel Bandwidth

Middle Channel

QPSK

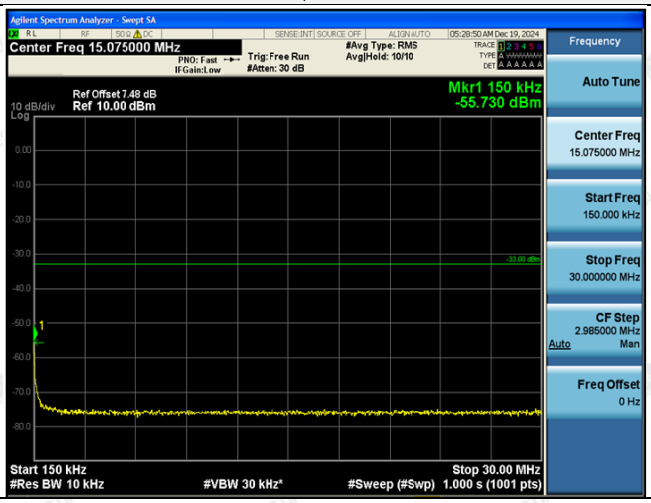

0.15MHz~30MHz

16QAM

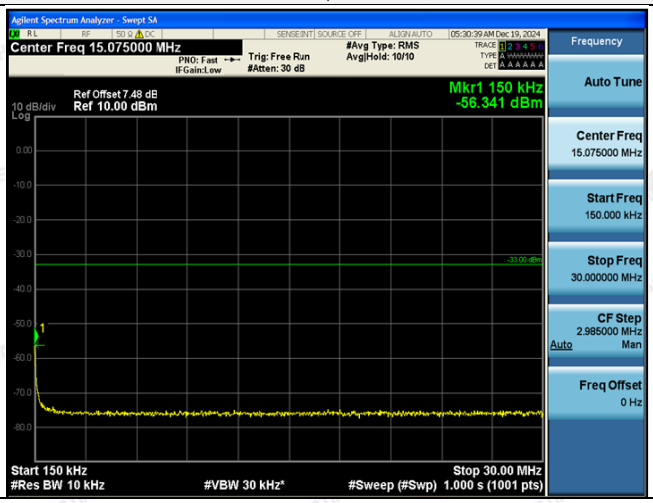

0.15MHz~30MHz

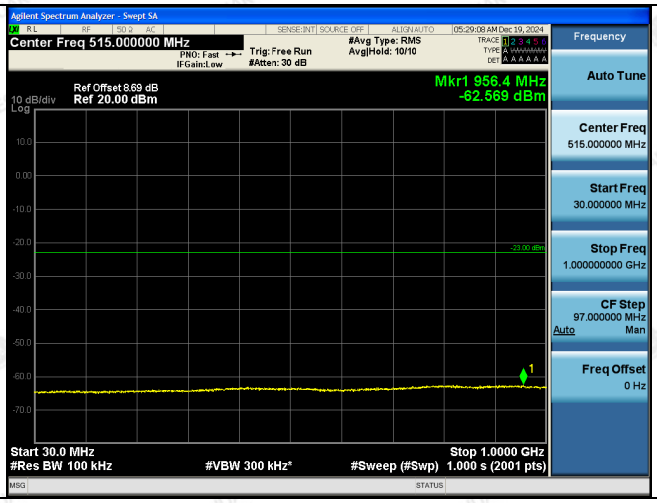

30MHz~1GHz

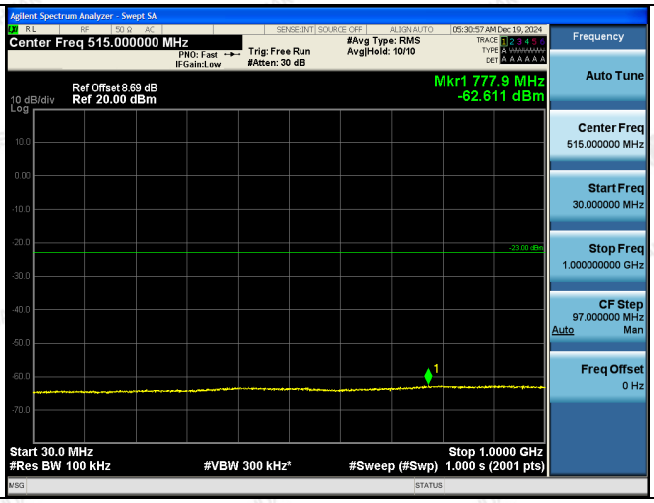

30MHz~1GHz

The results shown in this test report refer only to the sample(s) tested unless otherwise stated and the sample(s) are retained for 30 days only. The document is issued by HUAK, this document cannot be reproduced except in full with our prior written permission. The more details and the authenticity of the report will be confirmed at http://www.cer-mark.com.

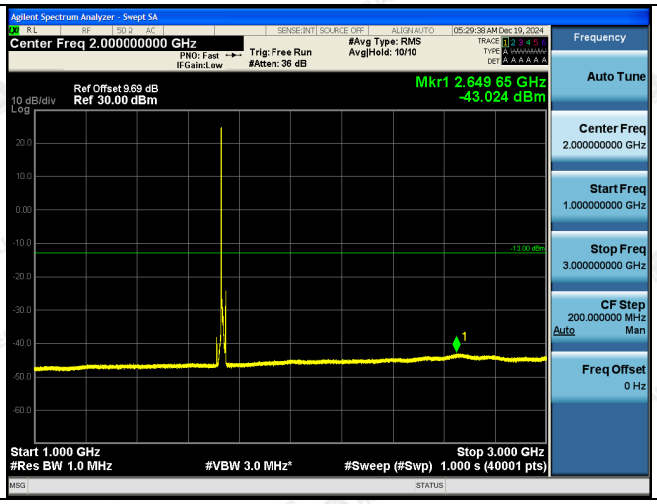

1GHz~3GHz

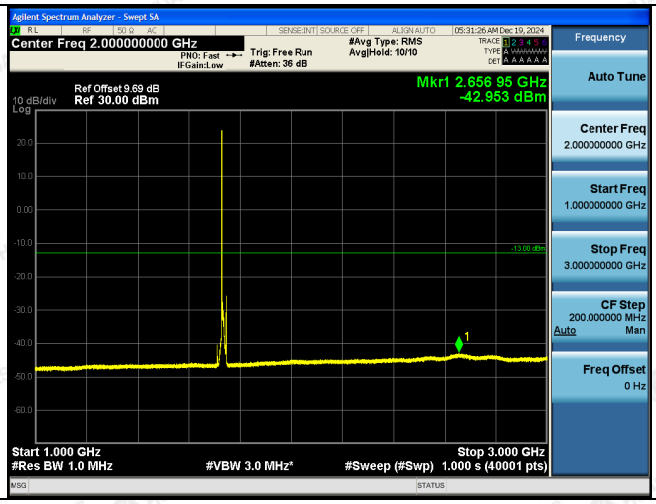

1GHz~3GHz

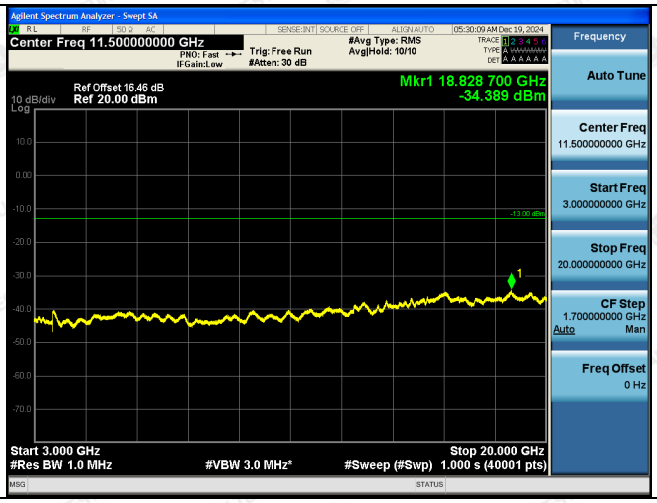

3GHz~20GHz

1RB#0

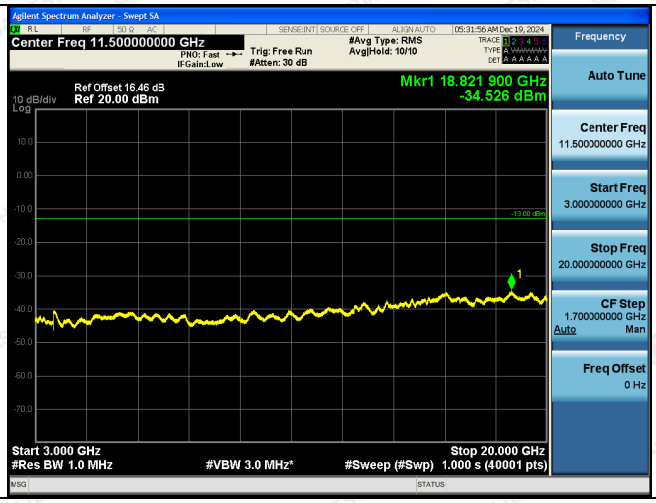

3GHz~20GHz

1RB#0

LTE FDD Band 4-10MHz Channel Bandwidth

High Channel

QPSK

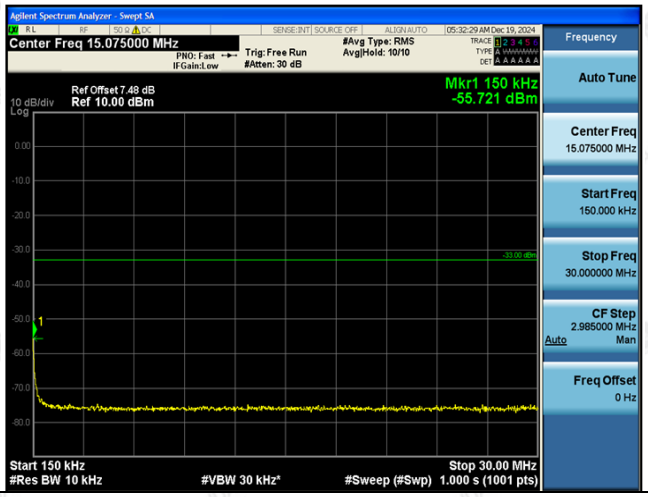

0.15MHz~30MHz

16QAM

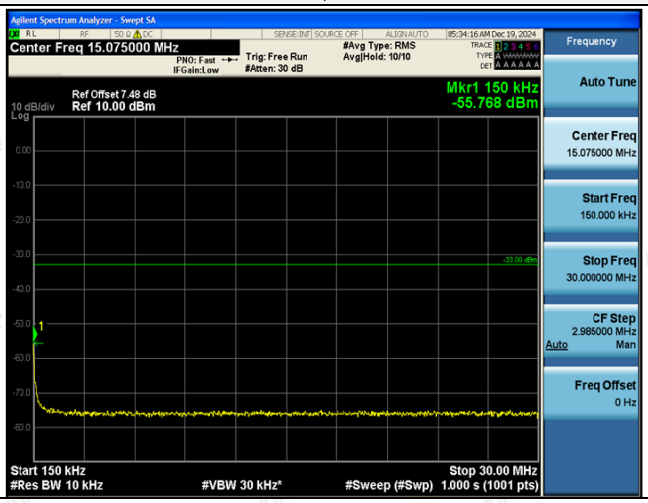

0.15MHz~30MHz

The results shown in this test report refer only to the sample(s) tested unless otherwise stated and the sample(s) are retained for 30 days only. The document is issued by HUAK, this document cannot be reproduced except in full with our prior written permission. The more details and the authenticity of the report will be confirmed at http://www.cer-mark.com.

TEL：+86-755 2302 9901 FAX ：+86-755 2302 9901 E-mail：service@cer-mark.com
Add: 1-2F., Building B2, Junfeng Zhongcheng Zhizao Innovation Park, Heping Community, Fuhai Street, Bao'an District, Shenzhen, Guangdong, China

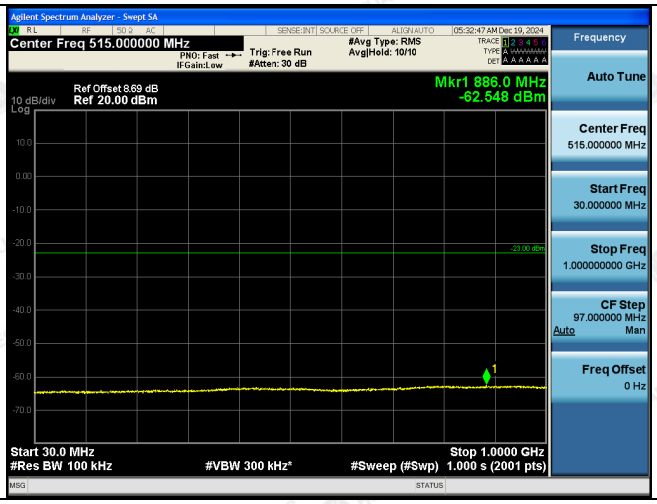

30MHz~1GHz

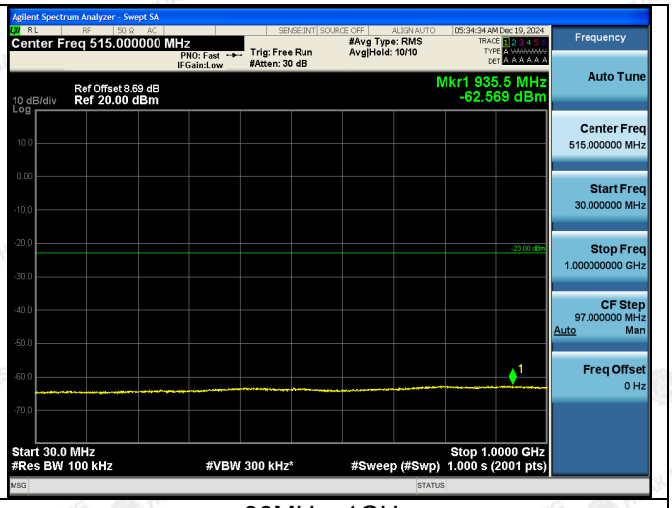

30MHz~1GHz

1GHz~3GHz

1GHz~3GHz

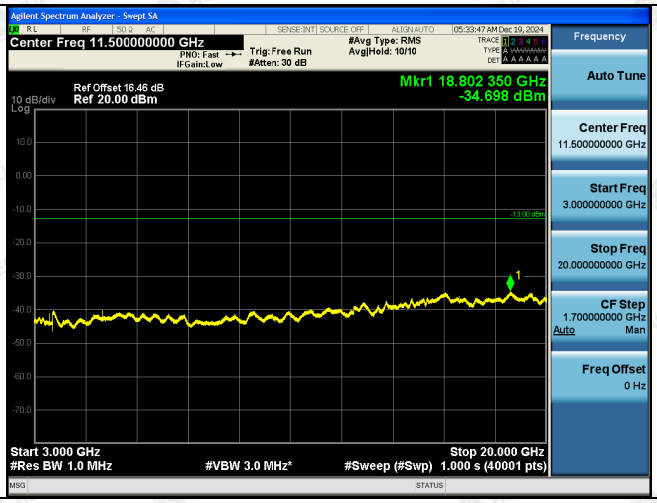

3GHz~20GHz

1RB#0

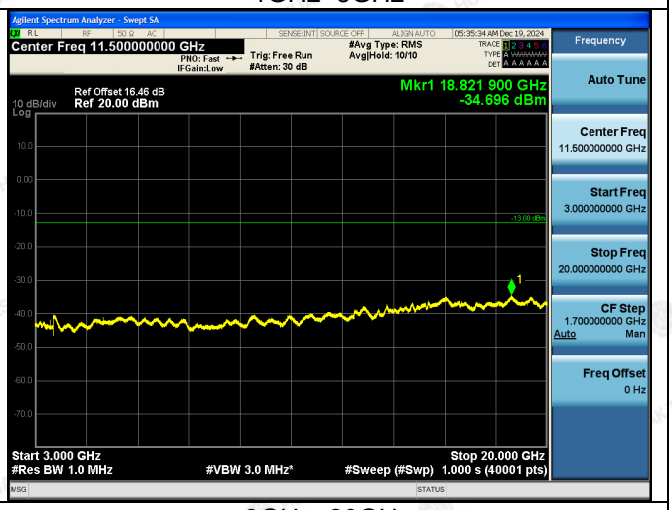

3GHz~20GHz

1RB#0

The results shown in this test report refer only to the sample(s) tested unless otherwise stated and the sample(s) are retained for 30 days only. The document is issued by HUAK, this document cannot be reproduced except in full with our prior written permission. The more details and the authenticity of the report will be confirmed at http://www.cer-mark.com.

LTE FDD Band 4-15MHz Channel Bandwidth	
Low Channel	
QPSK	16QAM
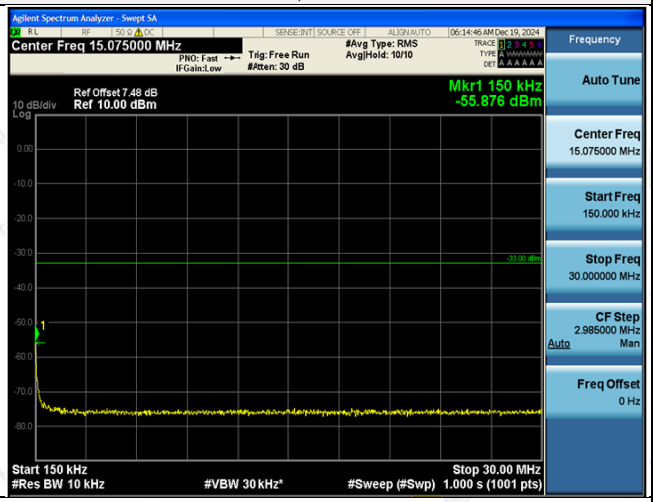	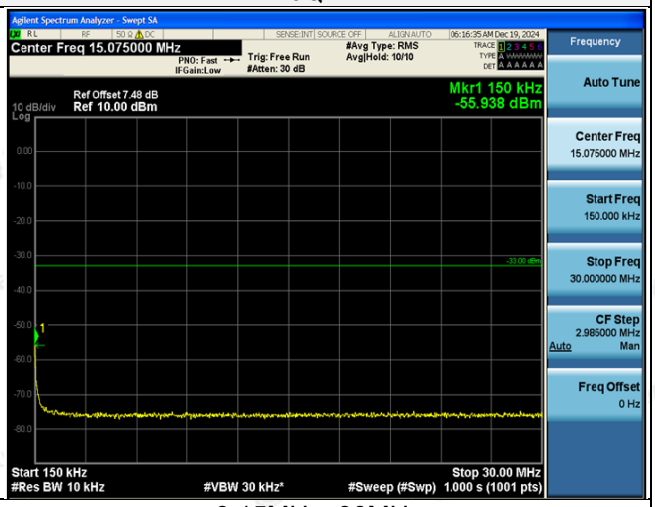
0.15MHz~30MHz	0.15MHz~30MHz
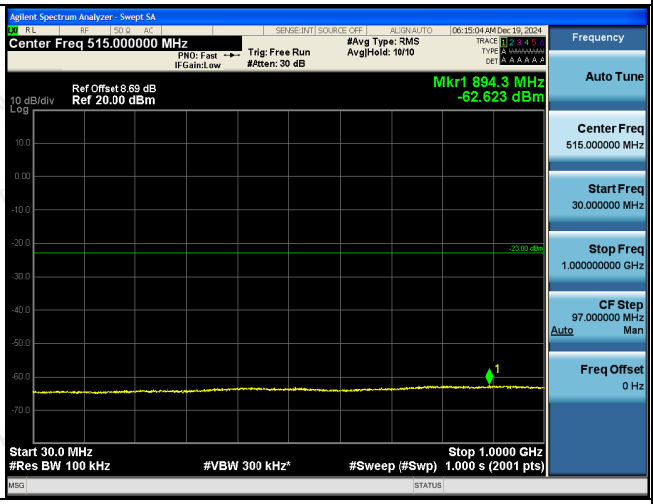	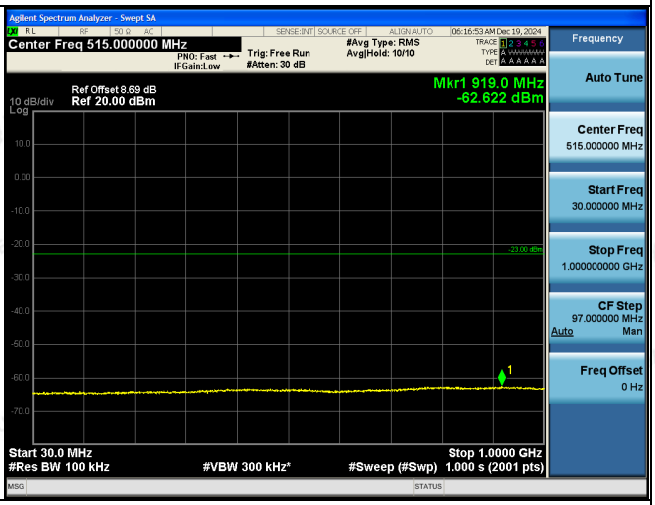
30MHz~1GHz	30MHz~1GHz
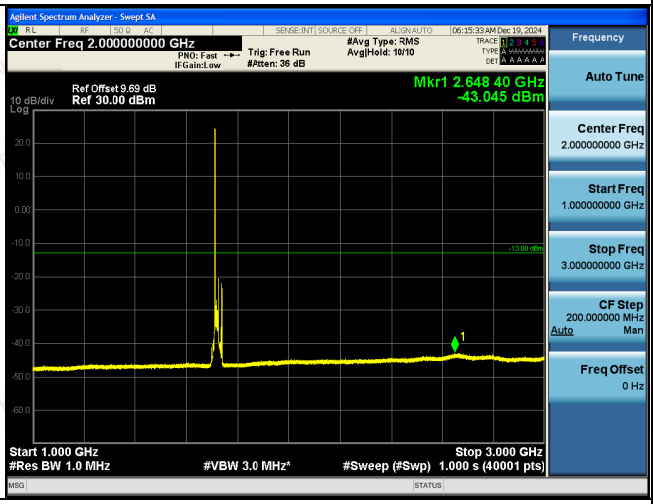	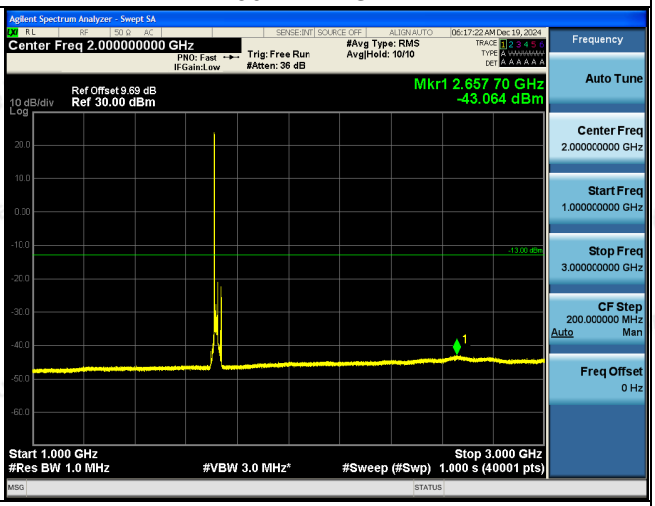
1GHz~3GHz	1GHz~3GHz

The results shown in this test report refer only to the sample(s) tested unless otherwise stated and the sample(s) are retained for 30 days only. The document is issued by HUAK, this document cannot be reproduced except in full with our prior written permission. The more details and the authenticity of the report will be confirmed at http://www.cer-mark.com.

3GHz~20GHz

1RB#0

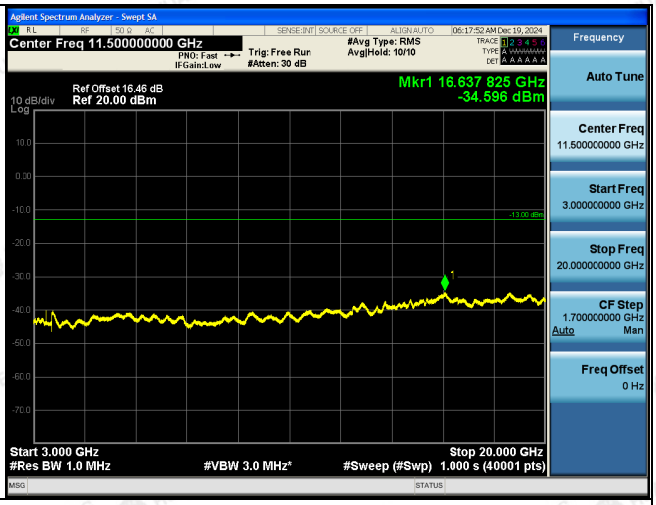

3GHz~20GHz

1RB#0

LTE FDD Band 4-15MHz Channel Bandwidth	
Middle Channel	
QPSK	*16QAM*

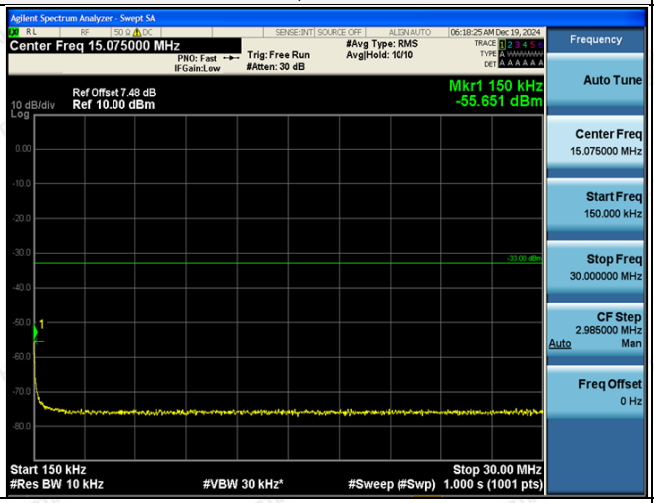

0.15MHz~30MHz

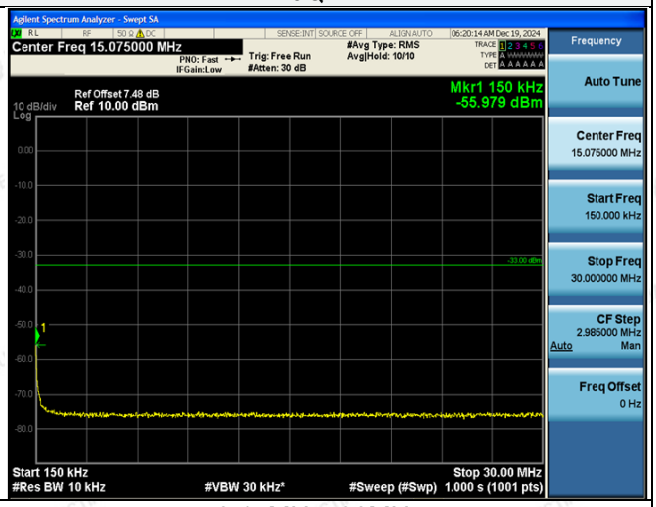

0.15MHz~30MHz

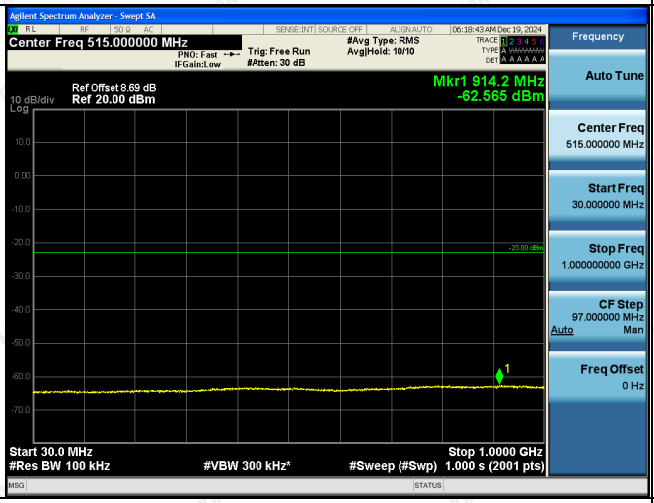

30MHz~1GHz

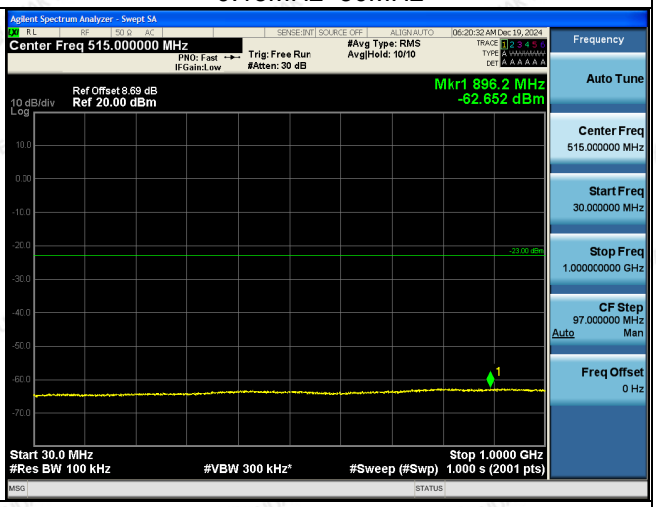

30MHz~1GHz

The results shown in this test report refer only to the sample(s) tested unless otherwise stated and the sample(s) are retained for 30 days only. The document is issued by HUAK, this document cannot be reproduced except in full with our prior written permission. The more details and the authenticity of the report will be confirmed at http://www.cer-mark.com.

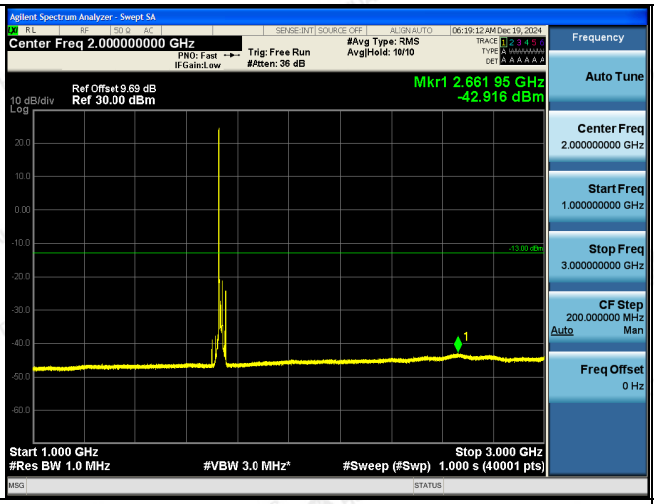

1GHz~3GHz

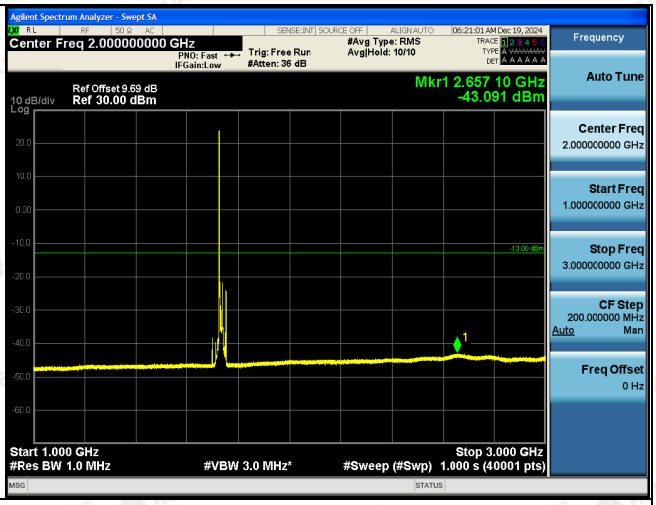

1GHz~3GHz

3GHz~20GHz

3GHz~20GHz

1RB#0 | 1RB#0

LTE FDD Band 4-15MHz Channel Bandwidth

High Channel

QPSK

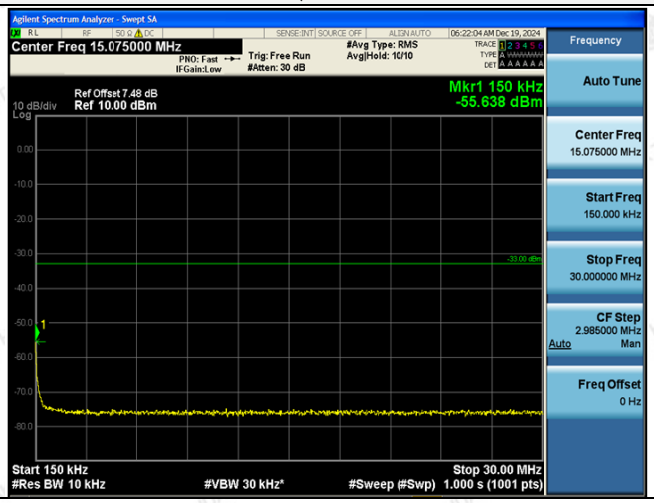

0.15MHz~30MHz

16QAM

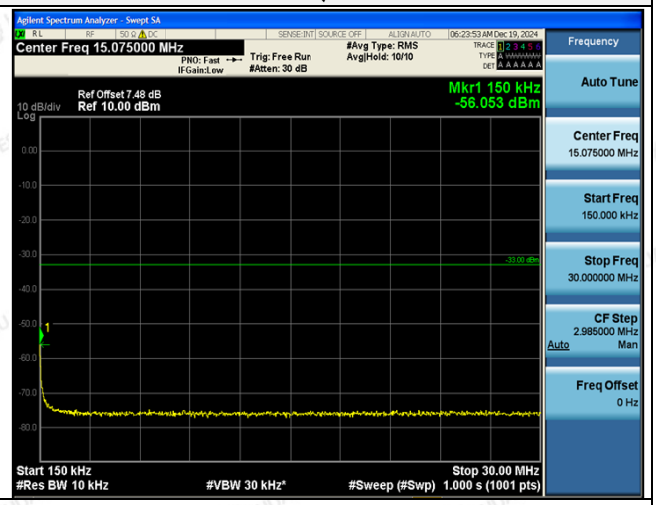

0.15MHz~30MHz

The results shown in this test report refer only to the sample(s) tested unless otherwise stated and the sample(s) are retained for 30 days only. The document is issued by HUAK, this document cannot be reproduced except in full with our prior written permission. The more details and the authenticity of the report will be confirmed at http://www.cer-mark.com.

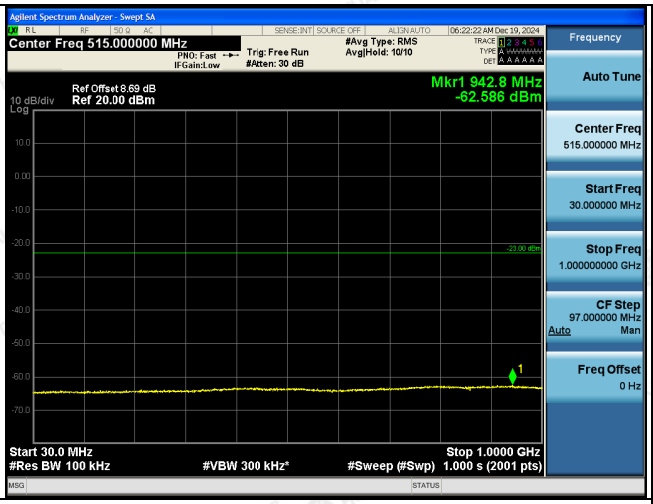

30MHz~1GHz

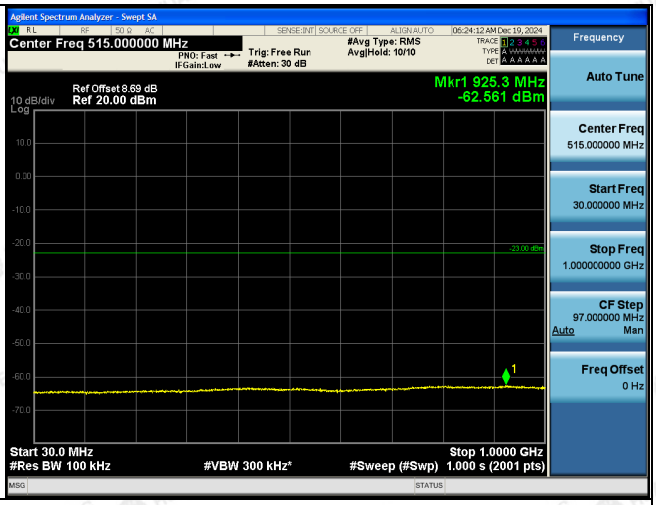

30MHz~1GHz

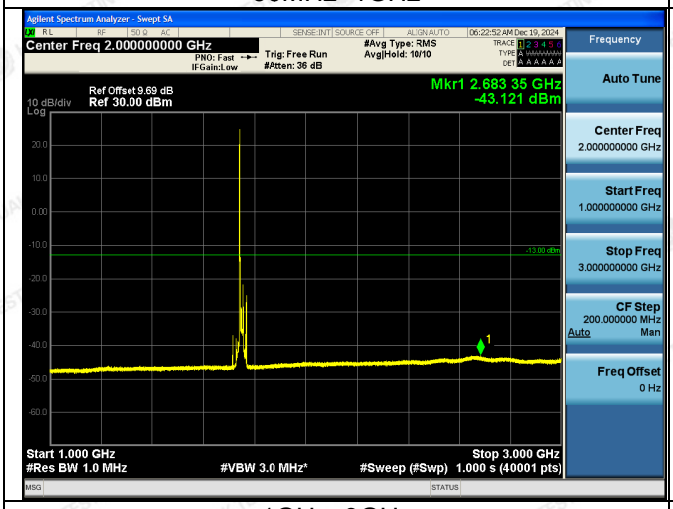

1GHz~3GHz

1GHz~3GHz

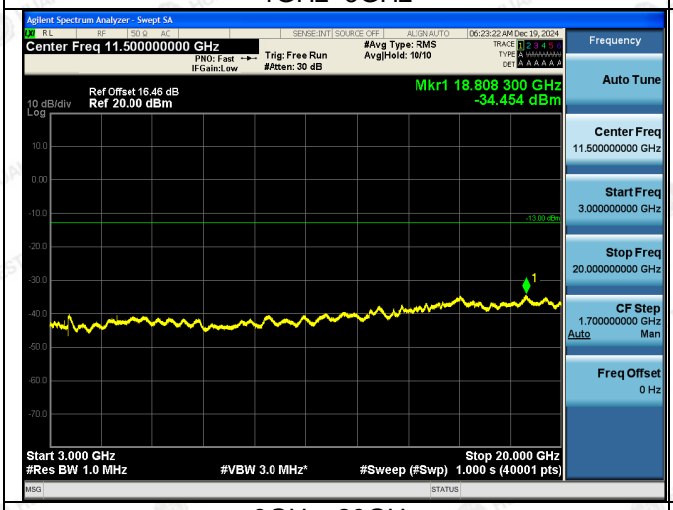

3GHz~20GHz

1RB#0

3GHz~20GHz

1RB#0

The results shown in this test report refer only to the sample(s) tested unless otherwise stated and the sample(s) are retained for 30 days only. The document is issued by HUAK, this document cannot be reproduced except in full with our prior written permission. The more details and the authenticity of the report will be confirmed at http://www.cer-mark.com.

LTE FDD Band 4-20MHz Channel Bandwidth	
Low Channel	
QPSK	16QAM
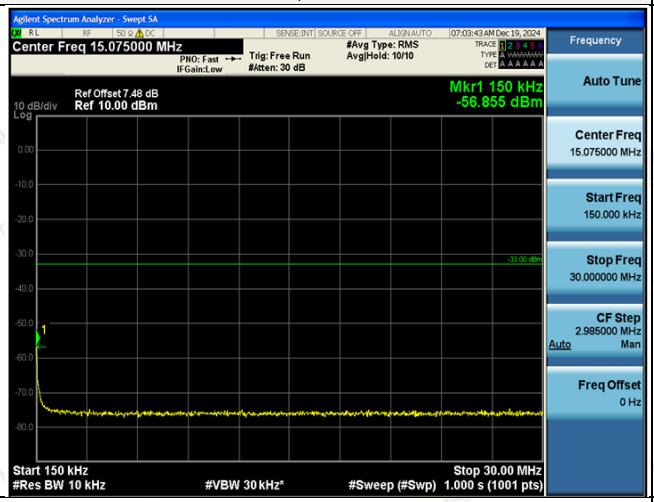	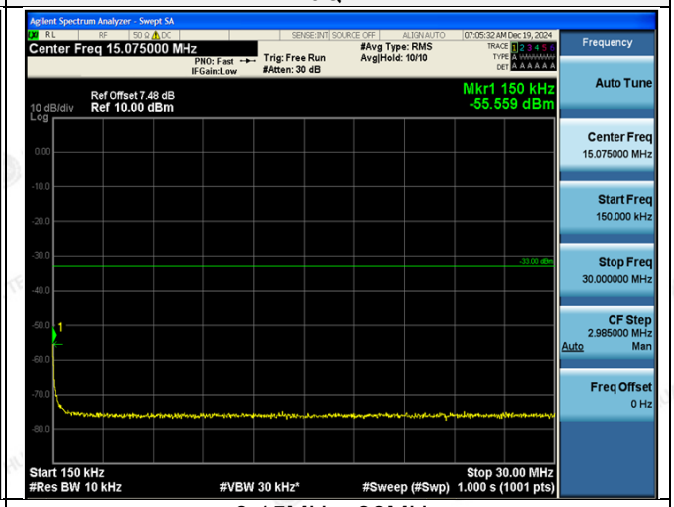
0.15MHz~30MHz	0.15MHz~30MHz
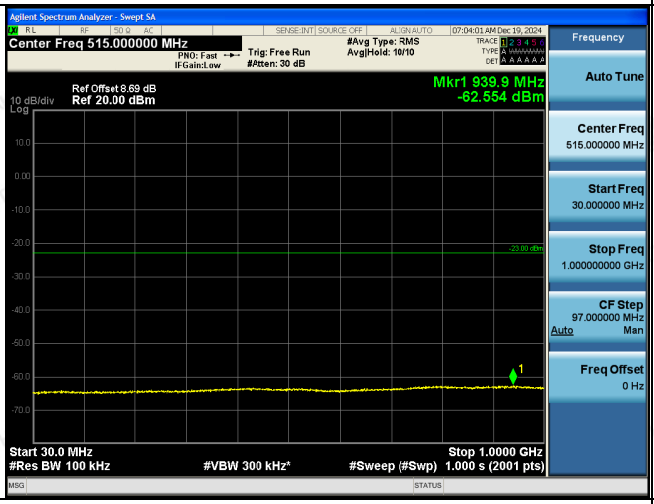	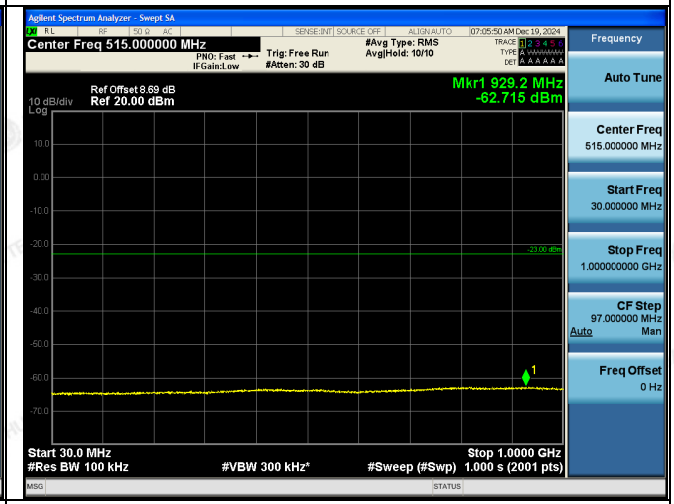
30MHz~1GHz	30MHz~1GHz
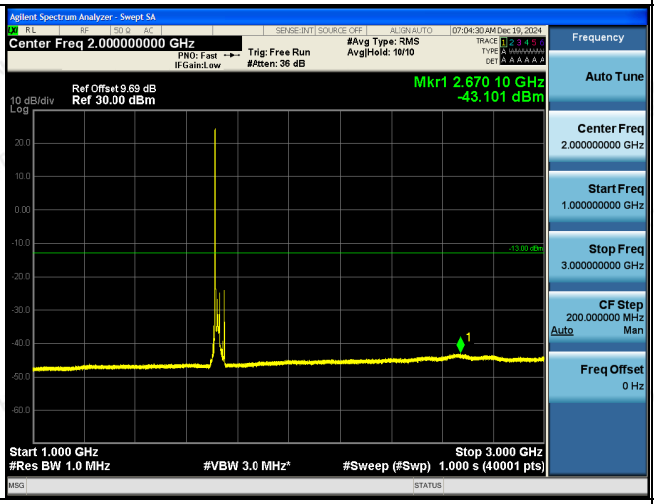	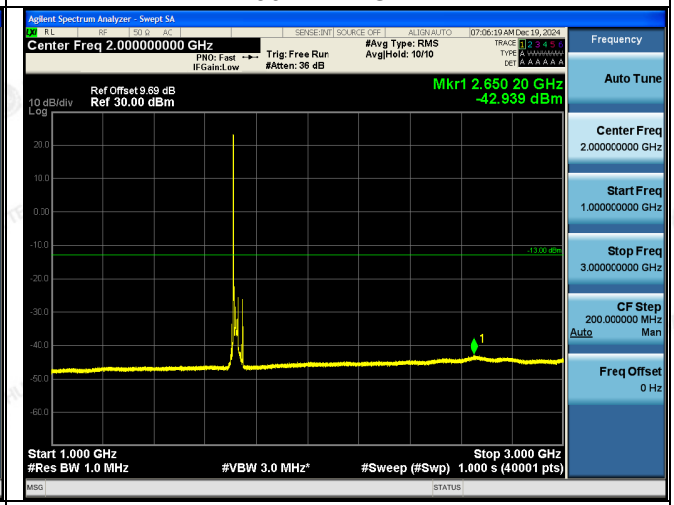
1GHz~3GHz	1GHz~3GHz

The results shown in this test report refer only to the sample(s) tested unless otherwise stated and the sample(s) are retained for 30 days only. The document is issued by HUAK, this document cannot be reproduced except in full with our prior written permission. The more details and the authenticity of the report will be confirmed at http://www.cer-mark.com.

3GHz~20GHz

1RB#0

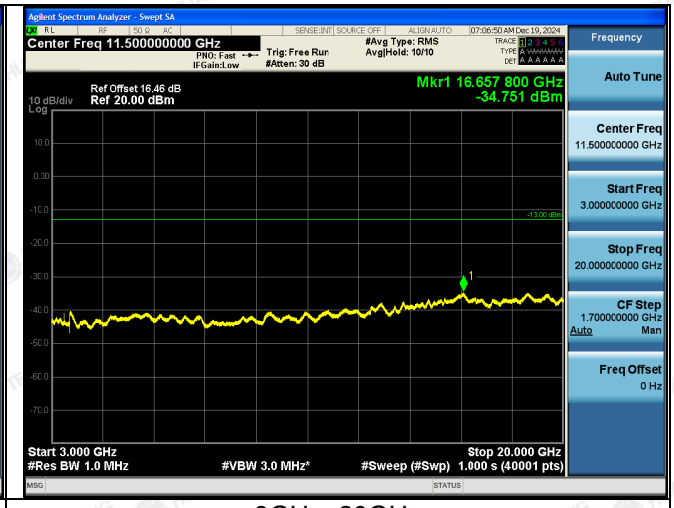

3GHz~20GHz

1RB#0

LTE FDD Band 4-20MHz Channel Bandwidth

Middle Channel

QPSK

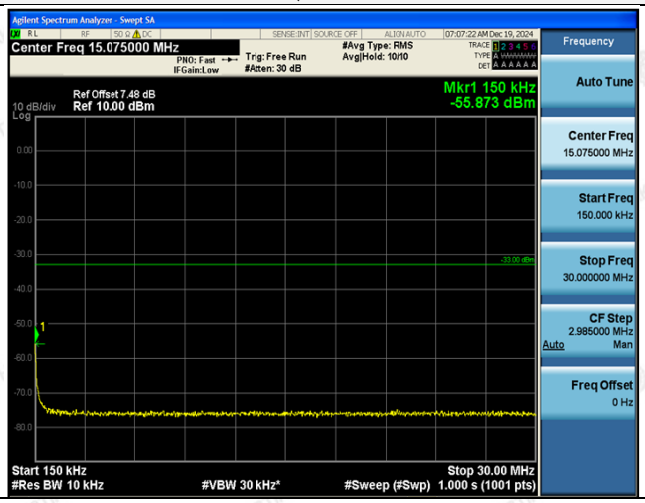

0.15MHz~30MHz

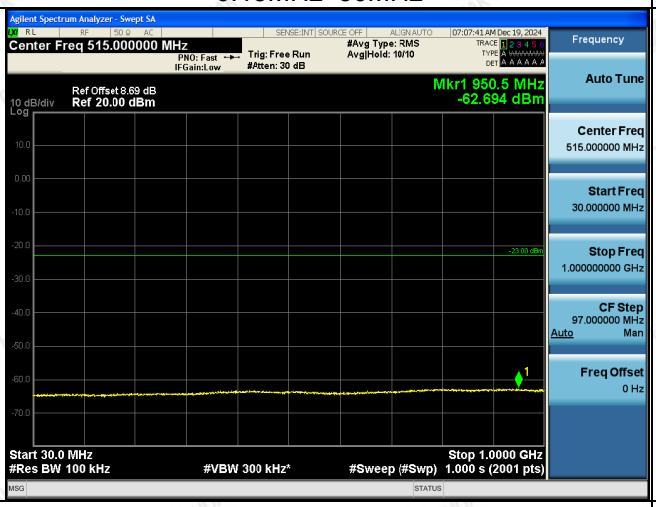

30MHz~1GHz

16QAM

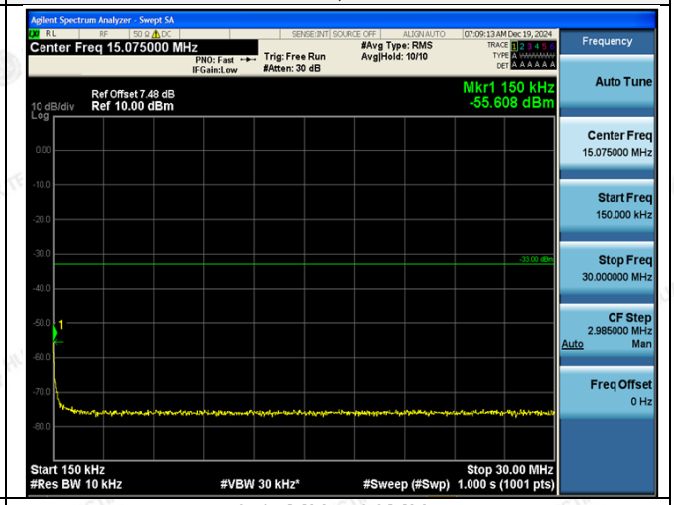

0.15MHz~30MHz

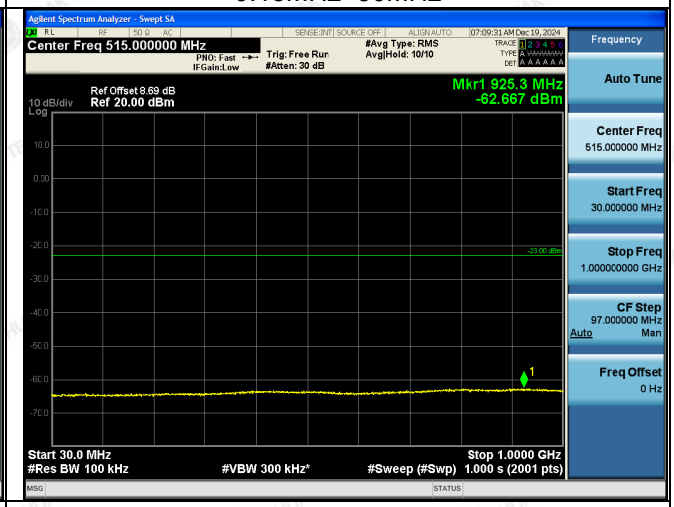

30MHz~1GHz

The results shown in this test report refer only to the sample(s) tested unless otherwise stated and the sample(s) are retained for 30 days only. The document is issued by HUAK, this document cannot be reproduced except in full with our prior written permission. The more details and the authenticity of the report will be confirmed at http://www.cer-mark.com.

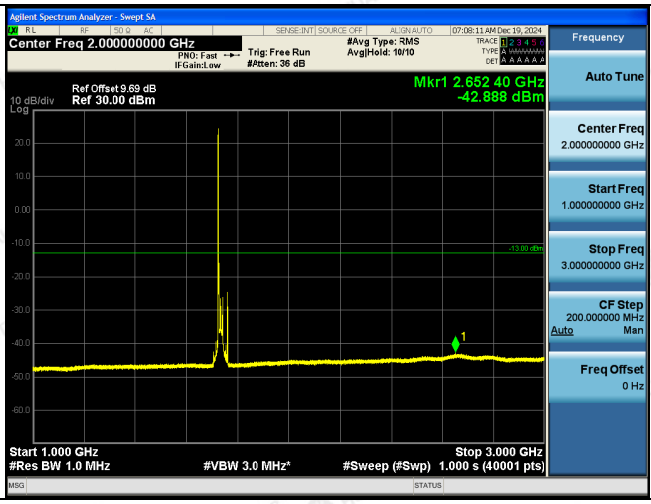

1GHz~3GHz

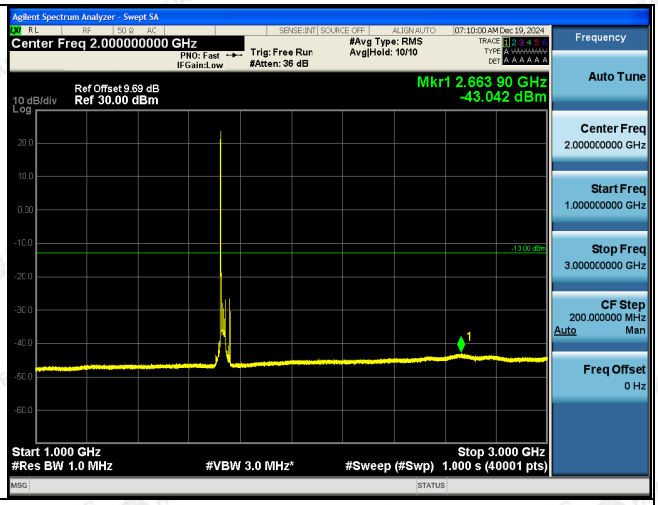

1GHz~3GHz

3GHz~20GHz

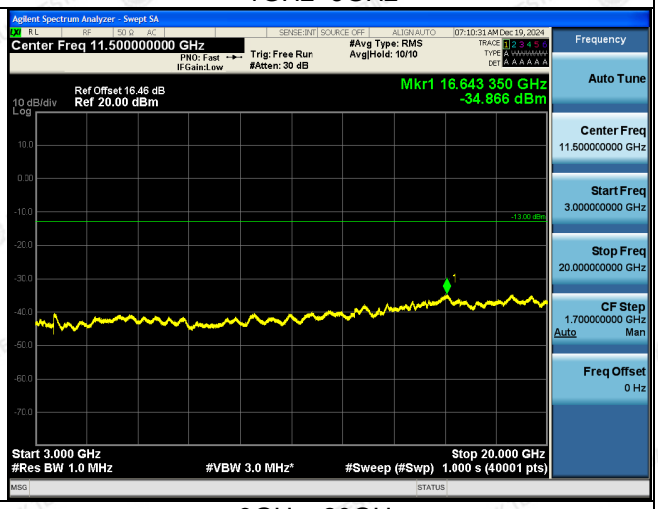

3GHz~20GHz

1RB#0 | *1RB#0*

LTE FDD Band 4-20MHz Channel Bandwidth

High Channel

QPSK

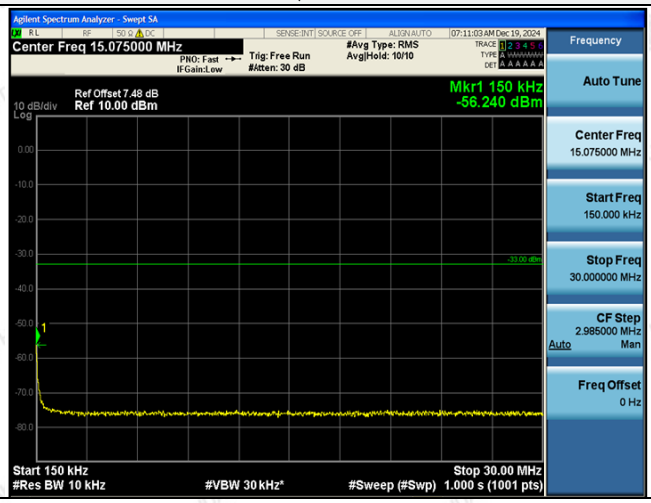

0.15MHz~30MHz

16QAM

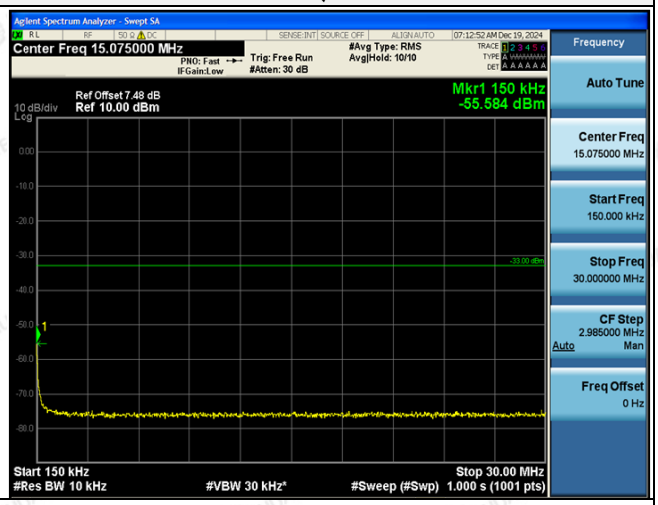

0.15MHz~30MHz

The results shown in this test report refer only to the sample(s) tested unless otherwise stated and the sample(s) are retained for 30 days only. The document is issued by HUAK, this document cannot be reproduced except in full with our prior written permission. The more details and the authenticity of the report will be confirmed at http://www.cer-mark.com.

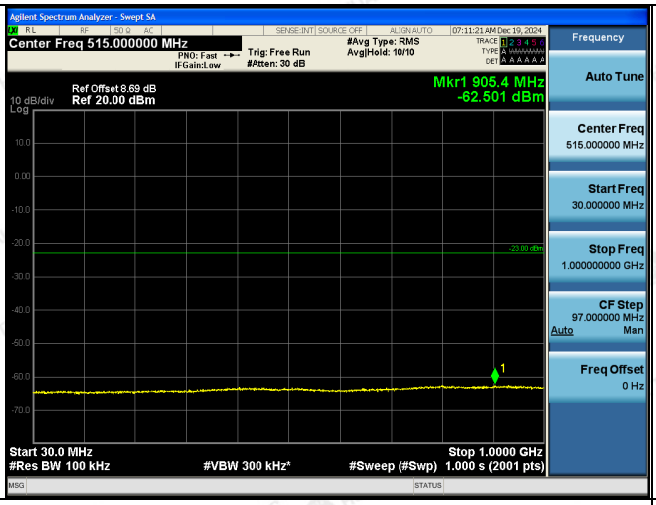

30MHz~1GHz

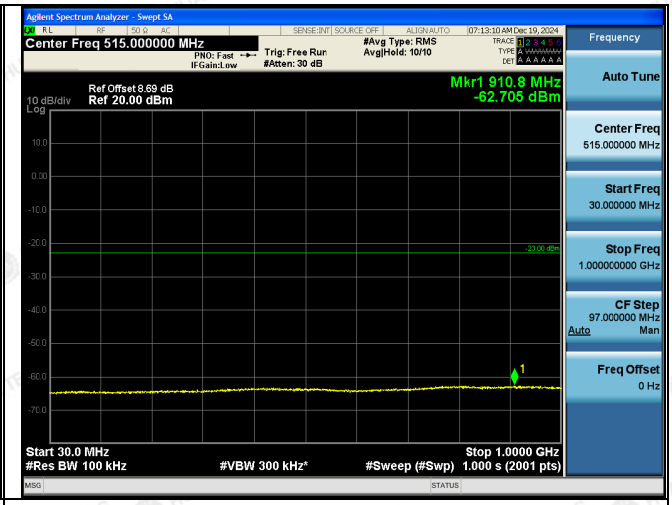

30MHz~1GHz

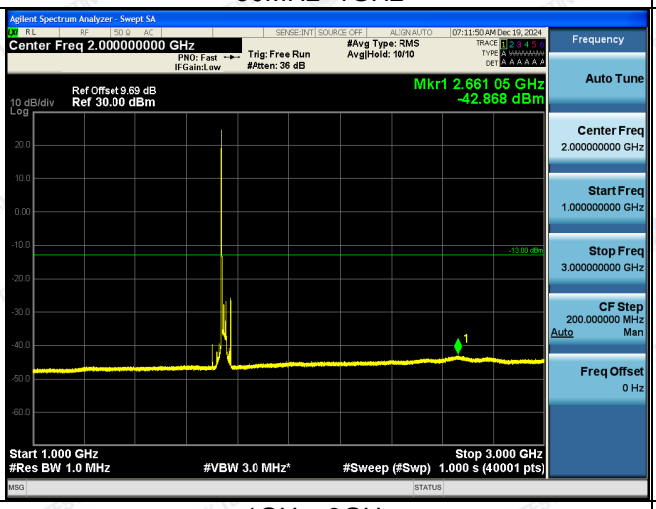

1GHz~3GHz

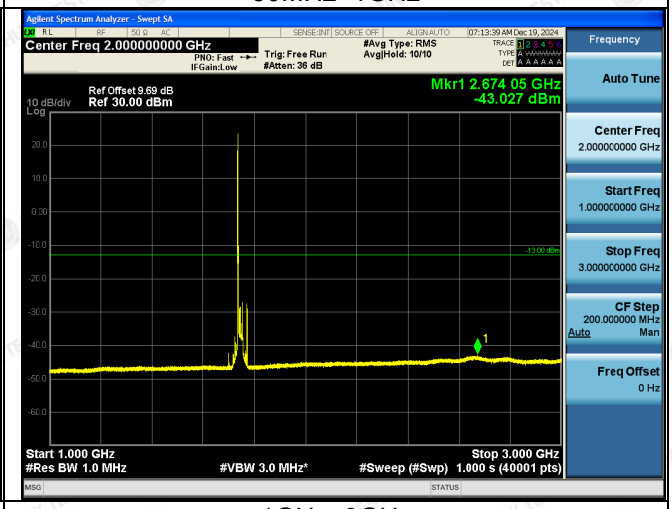

1GHz~3GHz

3GHz~20GHz

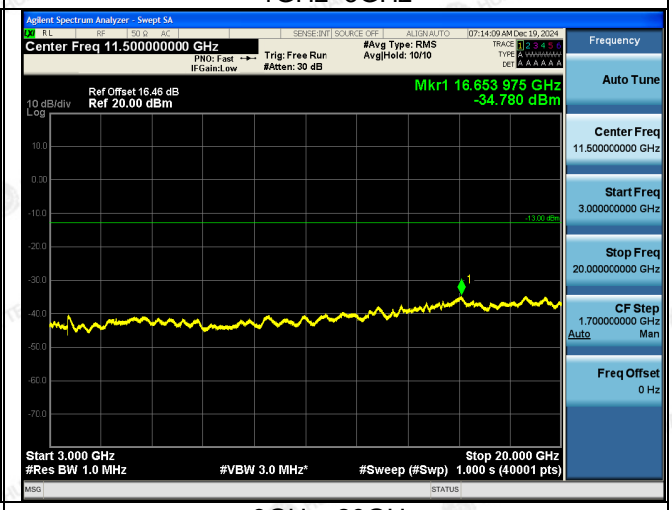

3GHz~20GHz

1RB#0 | 1RB#0

The results shown in this test report refer only to the sample(s) tested unless otherwise stated and the sample(s) are retained for 30 days only. The document is issued by HUAK, this document cannot be reproduced except in full with our prior written permission. The more details and the authenticity of the report will be confirmed at http://www.cer-mark.com.

Radiated Measurement:

Remark:
1. *We were tested all RB Configuration refer 3GPP TS136 521 for each Channel Bandwidth of LTE FDD Band 4; recorded worst case for each Channel Bandwidth of LTE FDD Band 4.*
2. *EIRP=P_{Mea}(dBm)-P_{cl}(dB) +G_a(dBi)*
3. *We were not recorded other points as values lower than limits.*
4. *Margin = Limit – EIRP*

Test Model No.: S25 Ultra

LTE FDD Band 4_Channel Bandwidth 1.4MHz_QPSK_ Low Channel

Frequency (MHz)	PMea (dBm)	Pcl (dB)	Diatance	Ga Antenna Gain(dB)	Peak EIRP (dBm)	Limit (dBm)	Margin (dB)	Polarization
3421.4	-44.26	4.02	3.00	12.5	-35.78	-13.00	22.78	H
5132.1	-48.8	5.11	3.00	13.38	-40.53	-13.00	27.53	H
3421.4	-52.12	4.02	3.00	12.5	-43.64	-13.00	30.64	V
5132.1	-49.06	5.11	3.00	13.38	-40.79	-13.00	27.79	V

LTE FDD Band 4_Channel Bandwidth 1.4MHz_QPSK_ Middle Channel

Frequency (MHz)	PMea (dBm)	Pcl (dB)	Diatance	Ga Antenna Gain(dB)	EIRP (dBm)	Limit (dBm)	Margin (dB)	Polarization
3465.0	-44.21	4.02	3.00	12.45	-35.78	-13.00	22.78	H
5197.5	-48.62	5.11	3.00	13.38	-40.35	-13.00	27.35	H
3465.0	-49.52	4.02	3.00	12.45	-41.09	-13.00	28.09	V
5197.5	-46.66	5.11	3.00	13.38	-38.39	-13.00	25.39	V

LTE FDD Band 4_Channel Bandwidth 1.4MHz_QPSK_ High Channel

Frequency (MHz)	PMea (dBm)	Pcl (dB)	Diatance	Ga Antenna Gain(dB)	EIRP (dBm)	Limit (dBm)	Margin (dB)	Polarization
3508.6	-43.88	4.02	3.00	12.21	-35.69	-13.00	22.69	H
5262.9	-46.75	5.11	3.00	13.26	-38.6	-13.00	25.6	H
3508.6	-47.89	4.02	3.00	12.21	-39.7	-13.00	26.7	V
5262.9	-48.06	5.11	3.00	13.26	-39.91	-13.00	26.91	V

LTE FDD Band 4_Channel Bandwidth 3MHz_QPSK_ Low Channel

Frequency (MHz)	PMea (dBm)	Pcl (dB)	Diatance	Ga Antenna Gain(dB)	Peak EIRP (dBm)	Limit (dBm)	Margin (dB)	Polarization
3423.0	-48.72	4.02	3.00	12.5	-40.24	-13.00	27.24	H
5134.5	-51.71	5.11	3.00	13.38	-43.44	-13.00	30.44	H
3423.0	-52.83	4.02	3.00	12.5	-44.35	-13.00	31.35	V
5134.5	-48.14	5.11	3.00	13.38	-39.87	-13.00	26.87	V

LTE FDD Band 4_Channel Bandwidth 3MHz_QPSK_ Middle Channel

Frequency (MHz)	PMea (dBm)	Pcl (dB)	Diatance	Ga Antenna Gain(dB)	EIRP (dBm)	Limit (dBm)	Margin (dB)	Polarization
3465.0	-44.53	4.02	3.00	12.45	-36.1	-13.00	23.1	H
5197.5	-46.91	5.11	3.00	13.38	-38.64	-13.00	25.64	H
3465.0	-49.83	4.02	3.00	12.45	-41.4	-13.00	28.4	V
5197.5	-48.28	5.11	3.00	13.38	-40.01	-13.00	27.01	V

The results shown in this test report refer only to the sample(s) tested unless otherwise stated and the sample(s) are retained for 30 days only. The document is issued by HUAK, this document cannot be reproduced except in full with our prior written permission. The more details and the authenticity of the report will be confirmed at http://www.cer-mark.com.

LTE FDD Band 4_Channel Bandwidth 3MHz_QPSK_ High Channel

Frequency (MHz)	PMea (dBm)	Pcl (dB)	Diatance	Ga Antenna Gain(dB)	EIRP (dBm)	Limit (dBm)	Margin (dB)	Polarization
3507.0	-42.98	4.02	3.00	12.21	-34.79	-13.00	21.79	H
5260.5	-48.46	5.11	3.00	13.26	-40.31	-13.00	27.31	H
3507.0	-49.56	4.02	3.00	12.21	-41.37	-13.00	28.37	V
5260.5	-48.16	5.11	3.00	13.26	-40.01	-13.00	27.01	V

LTE FDD Band 4_Channel Bandwidth 5MHz_QPSK_ Low Channel

Frequency (MHz)	PMea (dBm)	Pcl (dB)	Diatance	Ga Antenna Gain(dB)	Peak EIRP (dBm)	Limit (dBm)	Margin (dB)	Polarization
3425.0	-46.68	4.02	3.00	12.5	-38.2	-13.00	25.2	H
5137.5	-49.46	5.11	3.00	13.38	-41.19	-13.00	28.19	H
3425.0	-54.07	4.02	3.00	12.5	-45.59	-13.00	32.59	V
5137.5	-53.2	5.11	3.00	13.38	-44.93	-13.00	31.93	V

LTE FDD Band 4_Channel Bandwidth 5MHz_QPSK_ Middle Channel

Frequency (MHz)	PMea (dBm)	Pcl (dB)	Diatance	Ga Antenna Gain(dB)	EIRP (dBm)	Limit (dBm)	Margin (dB)	Polarization
3465.0	-44.11	4.02	3.00	12.45	-35.68	-13.00	22.68	H
5197.5	-47.24	5.11	3.00	13.38	-38.97	-13.00	25.97	H
3465.0	-50.28	4.02	3.00	12.45	-41.85	-13.00	28.85	V
5197.5	-47.16	5.11	3.00	13.38	-38.89	-13.00	25.89	V

LTE FDD Band 4_Channel Bandwidth 5MHz_QPSK_ High Channel

Frequency (MHz)	PMea (dBm)	Pcl (dB)	Diatance	Ga Antenna Gain(dB)	EIRP (dBm)	Limit (dBm)	Margin (dB)	Polarization
3505.0	-41.43	4.02	3.00	12.21	-33.24	-13.00	20.24	H
5257.5	-47.84	5.11	3.00	13.26	-39.69	-13.00	26.69	H
3505.0	-49.25	4.02	3.00	12.21	-41.06	-13.00	28.06	V
5257.5	-47.62	5.11	3.00	13.26	-39.47	-13.00	26.47	V

LTE FDD Band 4_Channel Bandwidth 10MHz_QPSK_ Low Channel

Frequency (MHz)	PMea (dBm)	Pcl (dB)	Diatance	Ga Antenna Gain(dB)	Peak EIRP (dBm)	Limit (dBm)	Margin (dB)	Polarization
3430.0	-48.61	4.02	3.00	12.5	-40.13	-13.00	27.13	H
5145.0	-52.54	5.11	3.00	13.38	-44.27	-13.00	31.27	H
3430.0	-52.76	4.02	3.00	12.5	-44.28	-13.00	31.28	V
5145.0	-51.23	5.11	3.00	13.38	-42.96	-13.00	29.96	V

LTE FDD Band 4_Channel Bandwidth 10MHz_QPSK_ Middle Channel

Frequency (MHz)	PMea (dBm)	Pcl (dB)	Diatance	Ga Antenna Gain(dB)	EIRP (dBm)	Limit (dBm)	Margin (dB)	Polarization
3465.0	-44.12	4.02	3.00	12.45	-35.69	-13.00	22.69	H
5197.5	-47.39	5.11	3.00	13.38	-39.12	-13.00	26.12	H
3465.0	-48.61	4.02	3.00	12.45	-40.18	-13.00	27.18	V
5197.5	-48.19	5.11	3.00	13.38	-39.92	-13.00	26.92	V

The results shown in this test report refer only to the sample(s) tested unless otherwise stated and the sample(s) are retained for 30 days only. The document is issued by HUAK, this document cannot be reproduced except in full with our prior written permission. The more details and the authenticity of the report will be confirmed at http://www.cer-mark.com.

LTE FDD Band 4_Channel Bandwidth 10MHz_QPSK_ High Channel

Frequency (MHz)	PMea (dBm)	Pcl (dB)	Diatance	Ga Antenna Gain(dB)	EIRP (dBm)	Limit (dBm)	Margin (dB)	Polarization
3500.0	-42.86	4.02	3.00	12.21	-34.67	-13.00	21.67	H
5250.0	-47.53	5.11	3.00	13.26	-39.38	-13.00	26.38	H
3500.0	-49.01	4.02	3.00	12.21	-40.82	-13.00	27.82	V
5250.0	-48.72	5.11	3.00	13.26	-40.57	-13.00	27.57	V

LTE FDD Band 4_Channel Bandwidth 15MHz_QPSK_ Low Channel

Frequency (MHz)	PMea (dBm)	Pcl (dB)	Diatance	Ga Antenna Gain(dB)	Peak EIRP (dBm)	Limit (dBm)	Margin (dB)	Polarization
3435.0	-48.34	4.02	3.00	12.5	-39.86	-13.00	26.86	H
5152.5	-52.56	5.11	3.00	13.38	-44.29	-13.00	31.29	H
3435.0	-51.04	4.02	3.00	12.5	-42.56	-13.00	29.56	V
5152.5	-54.76	5.11	3.00	13.38	-46.49	-13.00	33.49	V

LTE FDD Band 4_Channel Bandwidth 15MHz_QPSK_ Middle Channel

Frequency (MHz)	PMea (dBm)	Pcl (dB)	Diatance	Ga Antenna Gain(dB)	EIRP (dBm)	Limit (dBm)	Margin (dB)	Polarization
3465.0	-44.32	4.02	3.00	12.45	-35.89	-13.00	22.89	H
5197.5	-47.44	5.11	3.00	13.38	-39.17	-13.00	26.17	H
3465.0	-50.73	4.02	3.00	12.45	-42.3	-13.00	29.3	V
5197.5	-47.95	5.11	3.00	13.38	-39.68	-13.00	26.68	V

LTE FDD Band 4_Channel Bandwidth 15MHz_QPSK_ High Channel

Frequency (MHz)	PMea (dBm)	Pcl (dB)	Diatance	Ga Antenna Gain(dB)	EIRP (dBm)	Limit (dBm)	Margin (dB)	Polarization
3495.0	-43.07	4.02	3.00	12.21	-34.88	-13.00	21.88	H
5242.5	-46.79	5.11	3.00	13.26	-38.64	-13.00	25.64	H
3495.0	-49.82	4.02	3.00	12.21	-41.63	-13.00	28.63	V
5242.5	-47.69	5.11	3.00	13.26	-39.54	-13.00	26.54	V

LTE FDD Band 4_Channel Bandwidth 20MHz_QPSK_ Low Channel

Frequency (MHz)	PMea (dBm)	Pcl (dB)	Diatance	Ga Antenna Gain(dB)	Peak EIRP (dBm)	Limit (dBm)	Margin (dB)	Polarization
3440.0	-50.92	4.02	3.00	12.5	-42.44	-13.00	29.44	H
5160.0	-51.57	5.11	3.00	13.38	-43.3	-13.00	30.3	H
3440.0	-51.05	4.02	3.00	12.5	-42.57	-13.00	29.57	V
5160.0	-50.03	5.11	3.00	13.38	-41.76	-13.00	28.76	V

LTE FDD Band 4_Channel Bandwidth 20MHz_QPSK_ Middle Channel

Frequency (MHz)	PMea (dBm)	Pcl (dB)	Diatance	Ga Antenna Gain(dB)	EIRP (dBm)	Limit (dBm)	Margin (dB)	Polarization
3465.0	-40.74	4.02	3.00	12.45	-32.31	-13.00	19.31	H
5197.5	-47.73	5.11	3.00	13.38	-39.46	-13.00	26.46	H
3465.0	-49.48	4.02	3.00	12.45	-41.05	-13.00	28.05	V
5197.5	-47.42	5.11	3.00	13.38	-39.15	-13.00	26.15	V

The results shown in this test report refer only to the sample(s) tested unless otherwise stated and the sample(s) are retained for 30 days only. The document is issued by HUAK, this document cannot be reproduced except in full with our prior written permission. The more details and the authenticity of the report will be confirmed at http://www.cer-mark.com.

LTE FDD Band 4_Channel Bandwidth 20MHz_QPSK_ High Channel

Frequency (MHz)	PMea (dBm)	Pcl (dB)	Diatance	Ga Antenna Gain(dB)	EIRP (dBm)	Limit (dBm)	Margin (dB)	Polarization
3490.0	-42.65	4.02	3.00	12.21	-34.46	-13.00	21.46	H
5235.0	-47.18	5.11	3.00	13.26	-39.03	-13.00	26.03	H
3490.0	-48.58	4.02	3.00	12.21	-40.39	-13.00	27.39	V
5235.0	-48.6	5.11	3.00	13.26	-40.45	-13.00	27.45	V

LTE FDD Band 4_Channel Bandwidth 1.4MHz_16QAM _ Low Channel

Frequency (MHz)	PMea (dBm)	Pcl (dB)	Diatance	Ga Antenna Gain(dB)	Peak EIRP (dBm)	Limit (dBm)	Margin (dB)	Polarization
3421.4	-50.57	4.02	3.00	12.5	-42.09	-13.00	29.09	H
5132.1	-51.78	5.11	3.00	13.38	-43.51	-13.00	30.51	H
3421.4	-53.76	4.02	3.00	12.5	-45.28	-13.00	32.28	V
5132.1	-49.98	5.11	3.00	13.38	-41.71	-13.00	28.71	V

LTE FDD Band 4_Channel Bandwidth 1.4MHz_16QAM _ Middle Channel

Frequency (MHz)	PMea (dBm)	Pcl (dB)	Diatance	Ga Antenna Gain(dB)	EIRP (dBm)	Limit (dBm)	Margin (dB)	Polarization
3465.0	-44.89	4.02	3.00	12.45	-36.46	-13.00	23.46	H
5197.5	-48.01	5.11	3.00	13.38	-39.74	-13.00	26.74	H
3465.0	-49.5	4.02	3.00	12.45	-41.07	-13.00	28.07	V
5197.5	-46.46	5.11	3.00	13.38	-38.19	-13.00	25.19	V

LTE FDD Band 4_Channel Bandwidth 1.4MHz_16QAM _ High Channel

Frequency (MHz)	PMea (dBm)	Pcl (dB)	Diatance	Ga Antenna Gain(dB)	EIRP (dBm)	Limit (dBm)	Margin (dB)	Polarization
3508.6	-42.07	4.02	3.00	12.21	-33.88	-13.00	20.88	H
5262.9	-46.99	5.11	3.00	13.26	-38.84	-13.00	25.84	H
3508.6	-49.85	4.02	3.00	12.21	-41.66	-13.00	28.66	V
5262.9	-48.38	5.11	3.00	13.26	-40.23	-13.00	27.23	V

LTE FDD Band 4_Channel Bandwidth 3MHz_16QAM _ Low Channel

Frequency (MHz)	PMea (dBm)	Pcl (dB)	Diatance	Ga Antenna Gain(dB)	Peak EIRP (dBm)	Limit (dBm)	Margin (dB)	Polarization
3423.0	-48.09	4.02	3.00	12.5	-39.61	-13.00	26.61	H
5134.5	-50.95	5.11	3.00	13.38	-42.68	-13.00	29.68	H
3423.0	-53.71	4.02	3.00	12.5	-45.23	-13.00	32.23	V
5134.5	-51.82	5.11	3.00	13.38	-43.55	-13.00	30.55	V

LTE FDD Band 4_Channel Bandwidth 3MHz_16QAM _ Middle Channel

Frequency (MHz)	PMea (dBm)	Pcl (dB)	Diatance	Ga Antenna Gain(dB)	EIRP (dBm)	Limit (dBm)	Margin (dB)	Polarization
3465.0	-44.06	4.02	3.00	12.45	-35.63	-13.00	22.63	H
5197.5	-48.08	5.11	3.00	13.38	-39.81	-13.00	26.81	H
3465.0	-50.2	4.02	3.00	12.45	-41.77	-13.00	28.77	V
5197.5	-46.94	5.11	3.00	13.38	-38.67	-13.00	25.67	V

The results shown in this test report refer only to the sample(s) tested unless otherwise stated and the sample(s) are retained for 30 days only. The document is issued by HUAK, this document cannot be reproduced except in full with our prior written permission. The more details and the authenticity of the report will be confirmed at http://www.cer-mark.com.

LTE FDD Band 4_Channel Bandwidth 3MHz_16QAM _ High Channel

Frequency (MHz)	PMea (dBm)	Pcl (dB)	Diatance	Ga Antenna Gain(dB)	EIRP (dBm)	Limit (dBm)	Margin (dB)	Polarization
3507.0	-42.36	4.02	3.00	12.21	-34.17	-13.00	21.17	H
5260.5	-47.13	5.11	3.00	13.26	-38.98	-13.00	25.98	H
3507.0	-48.79	4.02	3.00	12.21	-40.6	-13.00	27.6	V
5260.5	-47.22	5.11	3.00	13.26	-39.07	-13.00	26.07	V

LTE FDD Band 4_Channel Bandwidth 5MHz_16QAM _ Low Channel

Frequency (MHz)	PMea (dBm)	Pcl (dB)	Diatance	Ga Antenna Gain(dB)	Peak EIRP (dBm)	Limit (dBm)	Margin (dB)	Polarization
3425.0	-47.65	4.02	3.00	12.5	-39.17	-13.00	26.17	H
5137.5	-53.49	5.11	3.00	13.38	-45.22	-13.00	32.22	H
3425.0	-49.72	4.02	3.00	12.5	-41.24	-13.00	28.24	V
5137.5	-48.91	5.11	3.00	13.38	-40.64	-13.00	27.64	V

LTE FDD Band 4_Channel Bandwidth 5MHz_16QAM _ Middle Channel

Frequency (MHz)	PMea (dBm)	Pcl (dB)	Diatance	Ga Antenna Gain(dB)	EIRP (dBm)	Limit (dBm)	Margin (dB)	Polarization
3465.0	-43.62	4.02	3.00	12.45	-35.19	-13.00	22.19	H
5197.5	-48.41	5.11	3.00	13.38	-40.14	-13.00	27.14	H
3465.0	-48.73	4.02	3.00	12.45	-40.3	-13.00	27.3	V
5197.5	-47.28	5.11	3.00	13.38	-39.01	-13.00	26.01	V

LTE FDD Band 4_Channel Bandwidth 5MHz_16QAM _ High Channel

Frequency (MHz)	PMea (dBm)	Pcl (dB)	Diatance	Ga Antenna Gain(dB)	EIRP (dBm)	Limit (dBm)	Margin (dB)	Polarization
3505.0	-43.19	4.02	3.00	12.21	-35	-13.00	22	H
5257.5	-48.06	5.11	3.00	13.26	-39.91	-13.00	26.91	H
3505.0	-49.25	4.02	3.00	12.21	-41.06	-13.00	28.06	V
5257.5	-48.1	5.11	3.00	13.26	-39.95	-13.00	26.95	V

LTE FDD Band 4_Channel Bandwidth 10MHz_16QAM _ Low Channel

Frequency (MHz)	PMea (dBm)	Pcl (dB)	Diatance	Ga Antenna Gain(dB)	Peak EIRP (dBm)	Limit (dBm)	Margin (dB)	Polarization
3430.0	-47.19	4.02	3.00	12.5	-38.71	-13.00	25.71	H
5145.0	-48.89	5.11	3.00	13.38	-40.62	-13.00	27.62	H
3430.0	-51.25	4.02	3.00	12.5	-42.77	-13.00	29.77	V
5145.0	-50.54	5.11	3.00	13.38	-42.27	-13.00	29.27	V

LTE FDD Band 4_Channel Bandwidth 10MHz_16QAM _ Middle Channel

Frequency (MHz)	PMea (dBm)	Pcl (dB)	Diatance	Ga Antenna Gain(dB)	EIRP (dBm)	Limit (dBm)	Margin (dB)	Polarization
3465.0	-44.62	4.02	3.00	12.45	-36.19	-13.00	23.19	H
5197.5	-48.19	5.11	3.00	13.38	-39.92	-13.00	26.92	H
3465.0	-49.88	4.02	3.00	12.45	-41.45	-13.00	28.45	V
5197.5	-47.28	5.11	3.00	13.38	-39.01	-13.00	26.01	V

The results shown in this test report refer only to the sample(s) tested unless otherwise stated and the sample(s) are retained for 30 days only. The document is issued by HUAK, this document cannot be reproduced except in full with our prior written permission. The more details and the authenticity of the report will be confirmed at http://www.cer-mark.com.

LTE FDD Band 4_Channel Bandwidth 10MHz_16QAM _ High Channel

Frequency (MHz)	PMea (dBm)	Pcl (dB)	Diatance	Ga Antenna Gain(dB)	EIRP (dBm)	Limit (dBm)	Margin (dB)	Polarization
3500.0	-41.69	4.02	3.00	12.21	-33.5	-13.00	20.5	H
5250.0	-47.42	5.11	3.00	13.26	-39.27	-13.00	26.27	H
3500.0	-49.73	4.02	3.00	12.21	-41.54	-13.00	28.54	V
5250.0	-48.25	5.11	3.00	13.26	-40.1	-13.00	27.1	V

LTE FDD Band 4_Channel Bandwidth 15MHz_16QAM _ Low Channel

Frequency (MHz)	PMea (dBm)	Pcl (dB)	Diatance	Ga Antenna Gain(dB)	Peak EIRP (dBm)	Limit (dBm)	Margin (dB)	Polarization
3435.0	-46.45	4.02	3.00	12.5	-37.97	-13.00	24.97	H
5152.5	-51.19	5.11	3.00	13.38	-42.92	-13.00	29.92	H
3435.0	-52.82	4.02	3.00	12.5	-44.34	-13.00	31.34	V
5152.5	-51.51	5.11	3.00	13.38	-43.24	-13.00	30.24	V

LTE FDD Band 4_Channel Bandwidth 15MHz_16QAM _ Middle Channel

Frequency (MHz)	PMea (dBm)	Pcl (dB)	Diatance	Ga Antenna Gain(dB)	EIRP (dBm)	Limit (dBm)	Margin (dB)	Polarization
3465.0	-44.68	4.02	3.00	12.45	-36.25	-13.00	23.25	H
5197.5	-46.38	5.11	3.00	13.38	-38.11	-13.00	25.11	H
3465.0	-50.05	4.02	3.00	12.45	-41.62	-13.00	28.62	V
5197.5	-47.32	5.11	3.00	13.38	-39.05	-13.00	26.05	V

LTE FDD Band 4_Channel Bandwidth 15MHz_16QAM _ High Channel

Frequency (MHz)	PMea (dBm)	Pcl (dB)	Diatance	Ga Antenna Gain(dB)	EIRP (dBm)	Limit (dBm)	Margin (dB)	Polarization
3495.0	-42.53	4.02	3.00	12.21	-34.34	-13.00	21.34	H
5242.5	-47.86	5.11	3.00	13.26	-39.71	-13.00	26.71	H
3495.0	-49.2	4.02	3.00	12.21	-41.01	-13.00	28.01	V
5242.5	-48.76	5.11	3.00	13.26	-40.61	-13.00	27.61	V

LTE FDD Band 4_Channel Bandwidth 20MHz_16QAM _ Low Channel

Frequency (MHz)	PMea (dBm)	Pcl (dB)	Diatance	Ga Antenna Gain(dB)	Peak EIRP (dBm)	Limit (dBm)	Margin (dB)	Polarization
3440.0	-47.3	4.02	3.00	12.5	-38.82	-13.00	25.82	H
5160.0	-50.92	5.11	3.00	13.38	-42.65	-13.00	29.65	H
3440.0	-50.14	4.02	3.00	12.5	-41.66	-13.00	28.66	V
5160.0	-51.85	5.11	3.00	13.38	-43.58	-13.00	30.58	V

LTE FDD Band 4_Channel Bandwidth 20MHz_16QAM _ Middle Channel

Frequency (MHz)	PMea (dBm)	Pcl (dB)	Diatance	Ga Antenna Gain(dB)	EIRP (dBm)	Limit (dBm)	Margin (dB)	Polarization
3465.0	-44.37	4.02	3.00	12.45	-35.94	-13.00	22.94	H
5197.5	-46.82	5.11	3.00	13.38	-38.55	-13.00	25.55	H
3465.0	-48.91	4.02	3.00	12.45	-40.48	-13.00	27.48	V
5197.5	-48.56	5.11	3.00	13.38	-40.29	-13.00	27.29	V

The results shown in this test report refer only to the sample(s) tested unless otherwise stated and the sample(s) are retained for 30 days only. The document is issued by HUAK, this document cannot be reproduced except in full with our prior written permission. The more details and the authenticity of the report will be confirmed at http://www.cer-mark.com.

LTE FDD Band 4_Channel Bandwidth 20MHz_16QAM _ High Channel

Frequency (MHz)	PMea (dBm)	Pcl (dB)	Diatance	Ga Antenna Gain(dB)	EIRP (dBm)	Limit (dBm)	Margin (dB)	Polarization
3490.0	-41.13	4.02	3.00	12.21	-32.94	-13.00	19.94	H
5235.0	-47.31	5.11	3.00	13.26	-39.16	-13.00	26.16	H
3490.0	-48.63	4.02	3.00	12.21	-40.44	-13.00	27.44	V
5235.0	-48.72	5.11	3.00	13.26	-40.57	-13.00	27.57	V

All modes of operation were investigated and the worst-case emissions are reported.
Series Model No.: X24 Ultra

LTE FDD Band 4_Channel Bandwidth 1.4MHz_QPSK

Frequency (MHz)	PMea (dBm)	Pcl (dB)	Diatance	Ga Antenna Gain(dB)	EIRP (dBm)	Limit (dBm)	Margin (dB)	Polarization
3508.6	-42.56	4.02	3.00	12.21	-34.37	-13.00	21.37	H
5262.9	-46.56	5.11	3.00	13.26	-38.41	-13.00	25.41	H
3508.6	-48.86	4.02	3.00	12.21	-40.67	-13.00	27.67	V
5262.9	-48.56	5.11	3.00	13.26	-40.41	-13.00	27.41	V

LTE FDD Band 4_Channel Bandwidth 3MHz_QPSK

Frequency (MHz)	PMea (dBm)	Pcl (dB)	Diatance	Ga Antenna Gain(dB)	EIRP (dBm)	Limit (dBm)	Margin (dB)	Polarization
3507.0	-42.81	4.02	3.00	12.21	-34.62	-13.00	21.62	H
5260.5	-47	5.11	3.00	13.26	-38.85	-13.00	25.85	H
3507.0	-48.28	4.02	3.00	12.21	-40.09	-13.00	27.09	V
5260.5	-47.99	5.11	3.00	13.26	-39.84	-13.00	26.84	V

LTE FDD Band 4_Channel Bandwidth 5MHz_QPSK

Frequency (MHz)	PMea (dBm)	Pcl (dB)	Diatance	Ga Antenna Gain(dB)	EIRP (dBm)	Limit (dBm)	Margin (dB)	Polarization
3505.0	-42.64	4.02	3.00	12.21	-34.45	-13.00	21.45	H
5257.5	-46.96	5.11	3.00	13.26	-38.81	-13.00	25.81	H
3505.0	-48.79	4.02	3.00	12.21	-40.6	-13.00	27.6	V
5257.5	-48.19	5.11	3.00	13.26	-40.04	-13.00	27.04	V

LTE FDD Band 4_Channel Bandwidth 10MHz_QPSK

Frequency (MHz)	PMea (dBm)	Pcl (dB)	Diatance	Ga Antenna Gain(dB)	EIRP (dBm)	Limit (dBm)	Margin (dB)	Polarization
3500.0	-42.52	4.02	3.00	12.21	-34.33	-13.00	21.33	H
5250.0	-46.55	5.11	3.00	13.26	-38.4	-13.00	25.4	H
3500.0	-49.16	4.02	3.00	12.21	-40.97	-13.00	27.97	V
5250.0	-48.26	5.11	3.00	13.26	-40.11	-13.00	27.11	V

LTE FDD Band 4_Channel Bandwidth 15MHz_QPSK

Frequency (MHz)	PMea (dBm)	Pcl (dB)	Diatance	Ga Antenna Gain(dB)	EIRP (dBm)	Limit (dBm)	Margin (dB)	Polarization
3495.0	-42.87	4.02	3.00	12.21	-34.68	-13.00	21.68	H
5242.5	-46.82	5.11	3.00	13.26	-38.67	-13.00	25.67	H
3495.0	-48.79	4.02	3.00	12.21	-40.6	-13.00	27.6	V
5242.5	-47.99	5.11	3.00	13.26	-39.84	-13.00	26.84	V

The results shown in this test report refer only to the sample(s) tested unless otherwise stated and the sample(s) are retained for 30 days only. The document is issued by HUAK, this document cannot be reproduced except in full with our prior written permission. The more details and the authenticity of the report will be confirmed at http://www.cer-mark.com.

LTE FDD Band 4_Channel Bandwidth 20MHz_QPSK

Frequency (MHz)	PMea (dBm)	Pcl (dB)	Diatance	Ga Antenna Gain(dB)	EIRP (dBm)	Limit (dBm)	Margin (dB)	Polarization
3490.0	-43.08	4.02	3.00	12.21	-34.89	-13.00	21.89	H
5235.0	-46.76	5.11	3.00	13.26	-38.61	-13.00	25.61	H
3490.0	-48.76	4.02	3.00	12.21	-40.57	-13.00	27.57	V
5235.0	-48.66	5.11	3.00	13.26	-40.51	-13.00	27.51	V

LTE FDD Band 4_Channel Bandwidth 1.4MHz_16QAM

Frequency (MHz)	PMea (dBm)	Pcl (dB)	Diatance	Ga Antenna Gain(dB)	EIRP (dBm)	Limit (dBm)	Margin (dB)	Polarization
3508.6	-43.1	4.02	3.00	12.21	-34.91	-13.00	21.91	H
5262.9	-46.84	5.11	3.00	13.26	-38.69	-13.00	25.69	H
3508.6	-48.72	4.02	3.00	12.21	-40.53	-13.00	27.53	V
5262.9	-48.35	5.11	3.00	13.26	-40.2	-13.00	27.2	V

LTE FDD Band 4_Channel Bandwidth 3MHz_16QAM

Frequency (MHz)	PMea (dBm)	Pcl (dB)	Diatance	Ga Antenna Gain(dB)	EIRP (dBm)	Limit (dBm)	Margin (dB)	Polarization
3507.0	-43.37	4.02	3.00	12.21	-35.18	-13.00	22.18	H
5260.5	-47.21	5.11	3.00	13.26	-39.06	-13.00	26.06	H
3507.0	-48.98	4.02	3.00	12.21	-40.79	-13.00	27.79	V
5260.5	-48.73	5.11	3.00	13.26	-40.58	-13.00	27.58	V

LTE FDD Band 4_Channel Bandwidth 5MHz_16QAM

Frequency (MHz)	PMea (dBm)	Pcl (dB)	Diatance	Ga Antenna Gain(dB)	EIRP (dBm)	Limit (dBm)	Margin (dB)	Polarization
3505.0	-42.51	4.02	3.00	12.21	-34.32	-13.00	21.32	H
5257.5	-47.17	5.11	3.00	13.26	-39.02	-13.00	26.02	H
3505.0	-49.11	4.02	3.00	12.21	-40.92	-13.00	27.92	V
5257.5	-48.73	5.11	3.00	13.26	-40.58	-13.00	27.58	V

LTE FDD Band 4_Channel Bandwidth 10MHz_16QAM

Frequency (MHz)	PMea (dBm)	Pcl (dB)	Diatance	Ga Antenna Gain(dB)	EIRP (dBm)	Limit (dBm)	Margin (dB)	Polarization
3500.0	-43.33	4.02	3.00	12.21	-35.14	-13.00	22.14	H
5250.0	-46.88	5.11	3.00	13.26	-38.73	-13.00	25.73	H
3500.0	-48.76	4.02	3.00	12.21	-40.57	-13.00	27.57	V
5250.0	-48.62	5.11	3.00	13.26	-40.47	-13.00	27.47	V

LTE FDD Band 4_Channel Bandwidth 15MHz_16QAM

Frequency (MHz)	PMea (dBm)	Pcl (dB)	Diatance	Ga Antenna Gain(dB)	EIRP (dBm)	Limit (dBm)	Margin (dB)	Polarization
3495.0	-42.67	4.02	3.00	12.21	-34.48	-13.00	21.48	H
5242.5	-47.26	5.11	3.00	13.26	-39.11	-13.00	26.11	H
3495.0	-48.38	4.02	3.00	12.21	-40.19	-13.00	27.19	V
5242.5	-48.06	5.11	3.00	13.26	-39.91	-13.00	26.91	V

The results shown in this test report refer only to the sample(s) tested unless otherwise stated and the sample(s) are retained for 30 days only. The document is issued by HUAK, this document cannot be reproduced except in full with our prior written permission. The more details and the authenticity of the report will be confirmed at http://www.cer-mark.com.

LTE FDD Band 4_Channel Bandwidth 20MHz_16QAM

Frequency (MHz)	PMea (dBm)	Pcl (dB)	Diatance	Ga Antenna Gain(dB)	EIRP (dBm)	Limit (dBm)	Margin (dB)	Polarization
3490.0	-43.11	4.02	3.00	12.21	-34.92	-13.00	21.92	H
5235.0	-47.11	5.11	3.00	13.26	-38.96	-13.00	25.96	H
3490.0	-48.8	4.02	3.00	12.21	-40.61	-13.00	27.61	V
5235.0	-48.04	5.11	3.00	13.26	-39.89	-13.00	26.89	V

Series Model No.: C24 Ultra

LTE FDD Band 4_Channel Bandwidth 1.4MHz_QPSK

Frequency (MHz)	PMea (dBm)	Pcl (dB)	Diatance	Ga Antenna Gain(dB)	EIRP (dBm)	Limit (dBm)	Margin (dB)	Polarization
3508.6	-42.46	4.02	3.00	12.21	-34.27	-13.00	21.27	H
5262.9	-46.47	5.11	3.00	13.26	-38.32	-13.00	25.32	H
3508.6	-48.74	4.02	3.00	12.21	-40.55	-13.00	27.55	V
5262.9	-48.56	5.11	3.00	13.26	-40.41	-13.00	27.41	V

LTE FDD Band 4_Channel Bandwidth 3MHz_QPSK

Frequency (MHz)	PMea (dBm)	Pcl (dB)	Diatance	Ga Antenna Gain(dB)	EIRP (dBm)	Limit (dBm)	Margin (dB)	Polarization
3507.0	-42.46	4.02	3.00	12.21	-34.27	-13.00	21.27	H
5260.5	-46.52	5.11	3.00	13.26	-38.37	-13.00	25.37	H
3507.0	-49.07	4.02	3.00	12.21	-40.88	-13.00	27.88	V
5260.5	-48.47	5.11	3.00	13.26	-40.32	-13.00	27.32	V

LTE FDD Band 4_Channel Bandwidth 5MHz_QPSK

Frequency (MHz)	PMea (dBm)	Pcl (dB)	Diatance	Ga Antenna Gain(dB)	EIRP (dBm)	Limit (dBm)	Margin (dB)	Polarization
3505.0	-43.05	4.02	3.00	12.21	-34.86	-13.00	21.86	H
5257.5	-47.27	5.11	3.00	13.26	-39.12	-13.00	26.12	H
3505.0	-48.36	4.02	3.00	12.21	-40.17	-13.00	27.17	V
5257.5	-48.68	5.11	3.00	13.26	-40.53	-13.00	27.53	V

LTE FDD Band 4_Channel Bandwidth 10MHz_QPSK

Frequency (MHz)	PMea (dBm)	Pcl (dB)	Diatance	Ga Antenna Gain(dB)	EIRP (dBm)	Limit (dBm)	Margin (dB)	Polarization
3500.0	-43.08	4.02	3.00	12.21	-34.89	-13.00	21.89	H
5250.0	-46.69	5.11	3.00	13.26	-38.54	-13.00	25.54	H
3500.0	-48.41	4.02	3.00	12.21	-40.22	-13.00	27.22	V
5250.0	-48.22	5.11	3.00	13.26	-40.07	-13.00	27.07	V

LTE FDD Band 4_Channel Bandwidth 15MHz_QPSK

Frequency (MHz)	PMea (dBm)	Pcl (dB)	Diatance	Ga Antenna Gain(dB)	EIRP (dBm)	Limit (dBm)	Margin (dB)	Polarization
3495.0	-42.69	4.02	3.00	12.21	-34.5	-13.00	21.5	H
5242.5	-47.06	5.11	3.00	13.26	-38.91	-13.00	25.91	H
3495.0	-49.06	4.02	3.00	12.21	-40.87	-13.00	27.87	V
5242.5	-48.3	5.11	3.00	13.26	-40.15	-13.00	27.15	V

The results shown in this test report refer only to the sample(s) tested unless otherwise stated and the sample(s) are retained for 30 days only. The document is issued by HUAK, this document cannot be reproduced except in full with our prior written permission. The more details and the authenticity of the report will be confirmed at http://www.cer-mark.com.

LTE FDD Band 4_Channel Bandwidth 20MHz_QPSK

Frequency (MHz)	PMea (dBm)	Pcl (dB)	Diatance	Ga Antenna Gain(dB)	EIRP (dBm)	Limit (dBm)	Margin (dB)	Polarization
3490.0	-43.1	4.02	3.00	12.21	-34.91	-13.00	21.91	H
5235.0	-46.68	5.11	3.00	13.26	-38.53	-13.00	25.53	H
3490.0	-49.22	4.02	3.00	12.21	-41.03	-13.00	28.03	V
5235.0	-48.58	5.11	3.00	13.26	-40.43	-13.00	27.43	V

LTE FDD Band 4_Channel Bandwidth 1.4MHz_16QAM

Frequency (MHz)	PMea (dBm)	Pcl (dB)	Diatance	Ga Antenna Gain(dB)	EIRP (dBm)	Limit (dBm)	Margin (dB)	Polarization
3508.6	-42.85	4.02	3.00	12.21	-34.66	-13.00	21.66	H
5262.9	-46.61	5.11	3.00	13.26	-38.46	-13.00	25.46	H
3508.6	-48.59	4.02	3.00	12.21	-40.4	-13.00	27.4	V
5262.9	-47.88	5.11	3.00	13.26	-39.73	-13.00	26.73	V

LTE FDD Band 4_Channel Bandwidth 3MHz_16QAM

Frequency (MHz)	PMea (dBm)	Pcl (dB)	Diatance	Ga Antenna Gain(dB)	EIRP (dBm)	Limit (dBm)	Margin (dB)	Polarization
3507.0	-43.28	4.02	3.00	12.21	-35.09	-13.00	22.09	H
5260.5	-46.67	5.11	3.00	13.26	-38.52	-13.00	25.52	H
3507.0	-48.32	4.02	3.00	12.21	-40.13	-13.00	27.13	V
5260.5	-47.93	5.11	3.00	13.26	-39.78	-13.00	26.78	V

LTE FDD Band 4_Channel Bandwidth 5MHz_16QAM

Frequency (MHz)	PMea (dBm)	Pcl (dB)	Diatance	Ga Antenna Gain(dB)	EIRP (dBm)	Limit (dBm)	Margin (dB)	Polarization
3505.0	-42.96	4.02	3.00	12.21	-34.77	-13.00	21.77	H
5257.5	-46.72	5.11	3.00	13.26	-38.57	-13.00	25.57	H
3505.0	-48.88	4.02	3.00	12.21	-40.69	-13.00	27.69	V
5257.5	-47.9	5.11	3.00	13.26	-39.75	-13.00	26.75	V

LTE FDD Band 4_Channel Bandwidth 10MHz_16QAM

Frequency (MHz)	PMea (dBm)	Pcl (dB)	Diatance	Ga Antenna Gain(dB)	EIRP (dBm)	Limit (dBm)	Margin (dB)	Polarization
3500.0	-43.1	4.02	3.00	12.21	-34.91	-13.00	21.91	H
5250.0	-46.76	5.11	3.00	13.26	-38.61	-13.00	25.61	H
3500.0	-49.04	4.02	3.00	12.21	-40.85	-13.00	27.85	V
5250.0	-48.01	5.11	3.00	13.26	-39.86	-13.00	26.86	V

LTE FDD Band 4_Channel Bandwidth 15MHz_16QAM

Frequency (MHz)	PMea (dBm)	Pcl (dB)	Diatance	Ga Antenna Gain(dB)	EIRP (dBm)	Limit (dBm)	Margin (dB)	Polarization
3495.0	-42.98	4.02	3.00	12.21	-34.79	-13.00	21.79	H
5242.5	-46.91	5.11	3.00	13.26	-38.76	-13.00	25.76	H
3495.0	-49.04	4.02	3.00	12.21	-40.85	-13.00	27.85	V
5242.5	-48.36	5.11	3.00	13.26	-40.21	-13.00	27.21	V

The results shown in this test report refer only to the sample(s) tested unless otherwise stated and the sample(s) are retained for 30 days only. The document is issued by HUAK, this document cannot be reproduced except in full with our prior written permission. The more details and the authenticity of the report will be confirmed at http://www.cer-mark.com.

LTE FDD Band 4_Channel Bandwidth 20MHz_16QAM

Frequency (MHz)	PMea (dBm)	Pcl (dB)	Diatance	Ga Antenna Gain(dB)	EIRP (dBm)	Limit (dBm)	Margin (dB)	Polarization
3490.0	-42.7	4.02	3.00	12.21	-34.51	-13.00	21.51	H
5235.0	-46.36	5.11	3.00	13.26	-38.21	-13.00	25.21	H
3490.0	-48.39	4.02	3.00	12.21	-40.2	-13.00	27.2	V
5235.0	-47.97	5.11	3.00	13.26	-39.82	-13.00	26.82	V

Series Model No.: C25

LTE FDD Band 4_Channel Bandwidth 1.4MHz_QPSK

Frequency (MHz)	PMea (dBm)	Pcl (dB)	Diatance	Ga Antenna Gain(dB)	EIRP (dBm)	Limit (dBm)	Margin (dB)	Polarization
3508.6	-42.97	4.02	3.00	12.21	-34.78	-13.00	21.78	H
5262.9	-46.7	5.11	3.00	13.26	-38.55	-13.00	25.55	H
3508.6	-48.44	4.02	3.00	12.21	-40.25	-13.00	27.25	V
5262.9	-48.59	5.11	3.00	13.26	-40.44	-13.00	27.44	V

LTE FDD Band 4_Channel Bandwidth 3MHz_QPSK

Frequency (MHz)	PMea (dBm)	Pcl (dB)	Diatance	Ga Antenna Gain(dB)	EIRP (dBm)	Limit (dBm)	Margin (dB)	Polarization
3507.0	-43.31	4.02	3.00	12.21	-35.12	-13.00	22.12	H
5260.5	-46.93	5.11	3.00	13.26	-38.78	-13.00	25.78	H
3507.0	-49.06	4.02	3.00	12.21	-40.87	-13.00	27.87	V
5260.5	-47.85	5.11	3.00	13.26	-39.7	-13.00	26.7	V

LTE FDD Band 4_Channel Bandwidth 5MHz_QPSK

Frequency (MHz)	PMea (dBm)	Pcl (dB)	Diatance	Ga Antenna Gain(dB)	EIRP (dBm)	Limit (dBm)	Margin (dB)	Polarization
3505.0	-43.08	4.02	3.00	12.21	-34.89	-13.00	21.89	H
5257.5	-46.62	5.11	3.00	13.26	-38.47	-13.00	25.47	H
3505.0	-49.07	4.02	3.00	12.21	-40.88	-13.00	27.88	V
5257.5	-48.36	5.11	3.00	13.26	-40.21	-13.00	27.21	V

LTE FDD Band 4_Channel Bandwidth 10MHz_QPSK

Frequency (MHz)	PMea (dBm)	Pcl (dB)	Diatance	Ga Antenna Gain(dB)	EIRP (dBm)	Limit (dBm)	Margin (dB)	Polarization
3500.0	-42.8	4.02	3.00	12.21	-34.61	-13.00	21.61	H
5250.0	-46.87	5.11	3.00	13.26	-38.72	-13.00	25.72	H
3500.0	-49.17	4.02	3.00	12.21	-40.98	-13.00	27.98	V
5250.0	-47.87	5.11	3.00	13.26	-39.72	-13.00	26.72	V

LTE FDD Band 4_Channel Bandwidth 15MHz_QPSK

Frequency (MHz)	PMea (dBm)	Pcl (dB)	Diatance	Ga Antenna Gain(dB)	EIRP (dBm)	Limit (dBm)	Margin (dB)	Polarization
3495.0	-43.2	4.02	3.00	12.21	-35.01	-13.00	22.01	H
5242.5	-46.37	5.11	3.00	13.26	-38.22	-13.00	25.22	H
3495.0	-48.93	4.02	3.00	12.21	-40.74	-13.00	27.74	V
5242.5	-48.77	5.11	3.00	13.26	-40.62	-13.00	27.62	V

The results shown in this test report refer only to the sample(s) tested unless otherwise stated and the sample(s) are retained for 30 days only. The document is issued by HUAK, this document cannot be reproduced except in full with our prior written permission. The more details and the authenticity of the report will be confirmed at http://www.cer-mark.com.

LTE FDD Band 4_Channel Bandwidth 20MHz_QPSK

Frequency (MHz)	PMea (dBm)	Pcl (dB)	Diatance	Ga Antenna Gain(dB)	EIRP (dBm)	Limit (dBm)	Margin (dB)	Polarization
3490.0	-43.04	4.02	3.00	12.21	-34.85	-13.00	21.85	H
5235.0	-47.26	5.11	3.00	13.26	-39.11	-13.00	26.11	H
3490.0	-48.41	4.02	3.00	12.21	-40.22	-13.00	27.22	V
5235.0	-48.6	5.11	3.00	13.26	-40.45	-13.00	27.45	V

LTE FDD Band 4_Channel Bandwidth 1.4MHz_16QAM

Frequency (MHz)	PMea (dBm)	Pcl (dB)	Diatance	Ga Antenna Gain(dB)	EIRP (dBm)	Limit (dBm)	Margin (dB)	Polarization
3508.6	-43.01	4.02	3.00	12.21	-34.82	-13.00	21.82	H
5262.9	-47.19	5.11	3.00	13.26	-39.04	-13.00	26.04	H
3508.6	-48.33	4.02	3.00	12.21	-40.14	-13.00	27.14	V
5262.9	-48.25	5.11	3.00	13.26	-40.1	-13.00	27.1	V

LTE FDD Band 4_Channel Bandwidth 3MHz_16QAM

Frequency (MHz)	PMea (dBm)	Pcl (dB)	Diatance	Ga Antenna Gain(dB)	EIRP (dBm)	Limit (dBm)	Margin (dB)	Polarization
3507.0	-42.98	4.02	3.00	12.21	-34.79	-13.00	21.79	H
5260.5	-47.11	5.11	3.00	13.26	-38.96	-13.00	25.96	H
3507.0	-48.9	4.02	3.00	12.21	-40.71	-13.00	27.71	V
5260.5	-48.54	5.11	3.00	13.26	-40.39	-13.00	27.39	V

LTE FDD Band 4_Channel Bandwidth 5MHz_16QAM

Frequency (MHz)	PMea (dBm)	Pcl (dB)	Diatance	Ga Antenna Gain(dB)	EIRP (dBm)	Limit (dBm)	Margin (dB)	Polarization
3505.0	-42.49	4.02	3.00	12.21	-34.3	-13.00	21.3	H
5257.5	-47.1	5.11	3.00	13.26	-38.95	-13.00	25.95	H
3505.0	-48.44	4.02	3.00	12.21	-40.25	-13.00	27.25	V
5257.5	-47.9	5.11	3.00	13.26	-39.75	-13.00	26.75	V

LTE FDD Band 4_Channel Bandwidth 10MHz_16QAM

Frequency (MHz)	PMea (dBm)	Pcl (dB)	Diatance	Ga Antenna Gain(dB)	EIRP (dBm)	Limit (dBm)	Margin (dB)	Polarization
3500.0	-42.59	4.02	3.00	12.21	-34.4	-13.00	21.4	H
5250.0	-46.52	5.11	3.00	13.26	-38.37	-13.00	25.37	H
3500.0	-48.83	4.02	3.00	12.21	-40.64	-13.00	27.64	V
5250.0	-48.72	5.11	3.00	13.26	-40.57	-13.00	27.57	V

LTE FDD Band 4_Channel Bandwidth 15MHz_16QAM

Frequency (MHz)	PMea (dBm)	Pcl (dB)	Diatance	Ga Antenna Gain(dB)	EIRP (dBm)	Limit (dBm)	Margin (dB)	Polarization
3495.0	-42.9	4.02	3.00	12.21	-34.71	-13.00	21.71	H
5242.5	-46.74	5.11	3.00	13.26	-38.59	-13.00	25.59	H
3495.0	-48.45	4.02	3.00	12.21	-40.26	-13.00	27.26	V
5242.5	-48.34	5.11	3.00	13.26	-40.19	-13.00	27.19	V

The results shown in this test report refer only to the sample(s) tested unless otherwise stated and the sample(s) are retained for 30 days only. The document is issued by HUAK, this document cannot be reproduced except in full with our prior written permission. The more details and the authenticity of the report will be confirmed at http://www.cer-mark.com.

LTE FDD Band 4_Channel Bandwidth 20MHz_16QAM

Frequency (MHz)	PMea (dBm)	Pcl (dB)	Diatance	Ga Antenna Gain(dB)	EIRP (dBm)	Limit (dBm)	Margin (dB)	Polarization
3490.0	-43.18	4.02	3.00	12.21	-34.99	-13.00	21.99	H
5235.0	-47.06	5.11	3.00	13.26	-38.91	-13.00	25.91	H
3490.0	-48.46	4.02	3.00	12.21	-40.27	-13.00	27.27	V
5235.0	-48.14	5.11	3.00	13.26	-39.99	-13.00	26.99	V

Series Model No.: I15 Ultra

LTE FDD Band 4_Channel Bandwidth 1.4MHz_QPSK

Frequency (MHz)	PMea (dBm)	Pcl (dB)	Diatance	Ga Antenna Gain(dB)	EIRP (dBm)	Limit (dBm)	Margin (dB)	Polarization
3508.6	-43.34	4.02	3.00	12.21	-35.15	-13.00	22.15	H
5262.9	-46.61	5.11	3.00	13.26	-38.46	-13.00	25.46	H
3508.6	-48.82	4.02	3.00	12.21	-40.63	-13.00	27.63	V
5262.9	-48.29	5.11	3.00	13.26	-40.14	-13.00	27.14	V

LTE FDD Band 4_Channel Bandwidth 3MHz_QPSK

Frequency (MHz)	PMea (dBm)	Pcl (dB)	Diatance	Ga Antenna Gain(dB)	EIRP (dBm)	Limit (dBm)	Margin (dB)	Polarization
3507.0	-43.05	4.02	3.00	12.21	-34.86	-13.00	21.86	H
5260.5	-46.71	5.11	3.00	13.26	-38.56	-13.00	25.56	H
3507.0	-48.36	4.02	3.00	12.21	-40.17	-13.00	27.17	V
5260.5	-48.57	5.11	3.00	13.26	-40.42	-13.00	27.42	V

LTE FDD Band 4_Channel Bandwidth 5MHz_QPSK

Frequency (MHz)	PMea (dBm)	Pcl (dB)	Diatance	Ga Antenna Gain(dB)	EIRP (dBm)	Limit (dBm)	Margin (dB)	Polarization
3505.0	-42.91	4.02	3.00	12.21	-34.72	-13.00	21.72	H
5257.5	-46.84	5.11	3.00	13.26	-38.69	-13.00	25.69	H
3505.0	-48.43	4.02	3.00	12.21	-40.24	-13.00	27.24	V
5257.5	-48.48	5.11	3.00	13.26	-40.33	-13.00	27.33	V

LTE FDD Band 4_Channel Bandwidth 10MHz_QPSK

Frequency (MHz)	PMea (dBm)	Pcl (dB)	Diatance	Ga Antenna Gain(dB)	EIRP (dBm)	Limit (dBm)	Margin (dB)	Polarization
3500.0	-43.29	4.02	3.00	12.21	-35.1	-13.00	22.1	H
5250.0	-46.57	5.11	3.00	13.26	-38.42	-13.00	25.42	H
3500.0	-48.36	4.02	3.00	12.21	-40.17	-13.00	27.17	V
5250.0	-47.95	5.11	3.00	13.26	-39.8	-13.00	26.8	V

LTE FDD Band 4_Channel Bandwidth 15MHz_QPSK

Frequency (MHz)	PMea (dBm)	Pcl (dB)	Diatance	Ga Antenna Gain(dB)	EIRP (dBm)	Limit (dBm)	Margin (dB)	Polarization
3495.0	-43.23	4.02	3.00	12.21	-35.04	-13.00	22.04	H
5242.5	-47	5.11	3.00	13.26	-38.85	-13.00	25.85	H
3495.0	-48.56	4.02	3.00	12.21	-40.37	-13.00	27.37	V
5242.5	-48.11	5.11	3.00	13.26	-39.96	-13.00	26.96	V

The results shown in this test report refer only to the sample(s) tested unless otherwise stated and the sample(s) are retained for 30 days only. The document is issued by HUAK, this document cannot be reproduced except in full with our prior written permission. The more details and the authenticity of the report will be confirmed at http://www.cer-mark.com.

LTE FDD Band 4_Channel Bandwidth 20MHz_QPSK

Frequency (MHz)	PMea (dBm)	Pcl (dB)	Diatance	Ga Antenna Gain(dB)	EIRP (dBm)	Limit (dBm)	Margin (dB)	Polarization
3490.0	-43.1	4.02	3.00	12.21	-34.91	-13.00	21.91	H
5235.0	-46.9	5.11	3.00	13.26	-38.75	-13.00	25.75	H
3490.0	-48.71	4.02	3.00	12.21	-40.52	-13.00	27.52	V
5235.0	-48.43	5.11	3.00	13.26	-40.28	-13.00	27.28	V

LTE FDD Band 4_Channel Bandwidth 1.4MHz_16QAM

Frequency (MHz)	PMea (dBm)	Pcl (dB)	Diatance	Ga Antenna Gain(dB)	EIRP (dBm)	Limit (dBm)	Margin (dB)	Polarization
3508.6	-42.41	4.02	3.00	12.21	-34.22	-13.00	21.22	H
5262.9	-47.18	5.11	3.00	13.26	-39.03	-13.00	26.03	H
3508.6	-49.05	4.02	3.00	12.21	-40.86	-13.00	27.86	V
5262.9	-48.55	5.11	3.00	13.26	-40.4	-13.00	27.4	V

LTE FDD Band 4_Channel Bandwidth 3MHz_16QAM

Frequency (MHz)	PMea (dBm)	Pcl (dB)	Diatance	Ga Antenna Gain(dB)	EIRP (dBm)	Limit (dBm)	Margin (dB)	Polarization
3507.0	-43.26	4.02	3.00	12.21	-35.07	-13.00	22.07	H
5260.5	-47.07	5.11	3.00	13.26	-38.92	-13.00	25.92	H
3507.0	-48.26	4.02	3.00	12.21	-40.07	-13.00	27.07	V
5260.5	-48.67	5.11	3.00	13.26	-40.52	-13.00	27.52	V

LTE FDD Band 4_Channel Bandwidth 5MHz_16QAM

Frequency (MHz)	PMea (dBm)	Pcl (dB)	Diatance	Ga Antenna Gain(dB)	EIRP (dBm)	Limit (dBm)	Margin (dB)	Polarization
3505.0	-42.92	4.02	3.00	12.21	-34.73	-13.00	21.73	H
5257.5	-46.42	5.11	3.00	13.26	-38.27	-13.00	25.27	H
3505.0	-48.84	4.02	3.00	12.21	-40.65	-13.00	27.65	V
5257.5	-48.65	5.11	3.00	13.26	-40.5	-13.00	27.5	V

LTE FDD Band 4_Channel Bandwidth 10MHz_16QAM

Frequency (MHz)	PMea (dBm)	Pcl (dB)	Diatance	Ga Antenna Gain(dB)	EIRP (dBm)	Limit (dBm)	Margin (dB)	Polarization
3500.0	-42.64	4.02	3.00	12.21	-34.45	-13.00	21.45	H
5250.0	-46.63	5.11	3.00	13.26	-38.48	-13.00	25.48	H
3500.0	-48.55	4.02	3.00	12.21	-40.36	-13.00	27.36	V
5250.0	-47.99	5.11	3.00	13.26	-39.84	-13.00	26.84	V

LTE FDD Band 4_Channel Bandwidth 15MHz_16QAM

Frequency (MHz)	PMea (dBm)	Pcl (dB)	Diatance	Ga Antenna Gain(dB)	EIRP (dBm)	Limit (dBm)	Margin (dB)	Polarization
3495.0	-42.84	4.02	3.00	12.21	-34.65	-13.00	21.65	H
5242.5	-46.85	5.11	3.00	13.26	-38.7	-13.00	25.7	H
3495.0	-48.56	4.02	3.00	12.21	-40.37	-13.00	27.37	V
5242.5	-48.2	5.11	3.00	13.26	-40.05	-13.00	27.05	V

The results shown in this test report refer only to the sample(s) tested unless otherwise stated and the sample(s) are retained for 30 days only. The document is issued by HUAK, this document cannot be reproduced except in full with our prior written permission. The more details and the authenticity of the report will be confirmed at http://www.cer-mark.com.