BAR audio

WIRELESS MINI SPEAKER USER MANUAL

cellhelmet

PACKAGING

What's in the box?
- BAR audio mini speaker
- USB charging cable
- User manual

BASIC CONTROLS

Press and hold • Turn on/off
Press once • play/pause
Press twice • next track
Press three times • Previous track

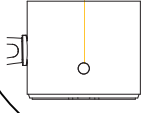

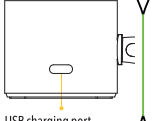

USB charging port

QUICK START

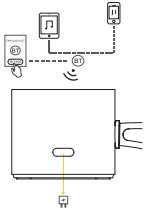

NOTE • Do not use sub-par quality charging cords

NDICATOR STATUS

	Red light	Blue light
rging	ON	/
Charged	/	/
ndby	/	ON
ying	/	Blinking Slowly
ring	/	Blinking Quickly

SPECIFICATIONS

- Battery : 500mAh
- RMS: 3W
- Frequency: 100-18KHz
- SNR: S/N≥85DB
- Playback Time: 4 hours @appropriate volume
- Time to Full Charge: 2 hours
- Wireless Frequency: 2.4-2.48GHz
- Wireless Protocols: HS/HF, A2DP, AVRCP, OPP

NOTICE

1 Do not use product in water
2 Clean with a dry cloth
3 Do not use near open flames
4 Dispose of product properly
5 Do not use in extreme temperatures
6 Do not step on or crimp power cord
7 Do not attempt to repair on your own. Refer to cellhelmet.com for info on returns

WARRANTY

This great product is covered under cellhelmet's lifetime product warranty. If you run into any issues, please refer to cellhelmet.com for product returns and warranty redemption.

FCC Warning

This device complies with Part 15 of the FCC Rules. Operation is subject to the following two conditions:
(1) This device may not cause harmful interference, and (2) this device must accept any interference received, including interference that may cause undesired operation.

NOTE 1: This equipment has been tested and found to comply with the limits for a Class B digital device, pursuant to part 15 of the FCC Rules. These limits are designed to provide reasonable protection against harmful interference in a residential installation. This equipment generates, uses and can radiate radio frequency energy and, if not installed and used in accordance with the instructions, may cause harmful interference to radio communications. However, there is no guarantee that interference will not occur in a particular installation. If this equipment does cause harmful interference to radio or television reception, which can be determined by turning the equipment off and on, the user is encouraged to try The device has been evaluated to meet general RF exposure requirement. The device can be used in portable exposure condition without restriction.to correct the interference by one or more of the following measures:
- Reorient or relocate the receiving antenna.
- Increase the separation between the equipment and receiver.
-Connect the equipment into an outlet on a circuit different from that to which the receiver is connected.
-Consult the dealer or an experienced radio/TV technician for help.

NOTE 2: Any changes or modifications to this unit not expressly approved by the party responsible for compliance could void the user's authority to operate the equipment.