Quick Start

MYOBELT™

Accessory
for **MyoSphere™** Massage Ball

from **Nobol**®

Nobol.com

Place the MyoSphere inside the MyoBelt harness and strap it down.

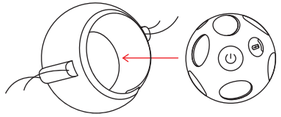

Streching Strap

Wireless Controller

MyoBelt™ Remote

MyoSphere™

Use in hard to reach places like the lower and upper back and stretching.

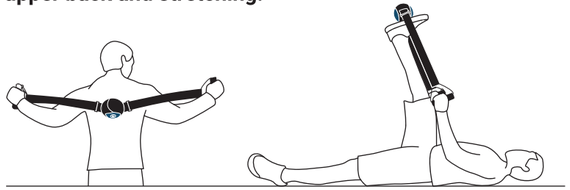

To use **MyoBelt** with **MyoSphere** follow the instructions below.

Turn ON the MyoSphere.
(Please refer to the Quick Start brochure of **MyoSphere**)

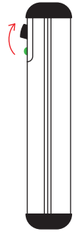

To enter Pairing Mode.

- Push and hold the **Control Button** upward on the MyoBelt Remote for **7 seconds.**
- A **Green Light** will flash **3 Times** indicating successful device pairing.
- After it is paired, a solid **Green Light** will appear.

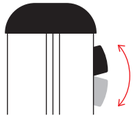

Adjust the vibration intensity by pushing the the **Remote Control Button** upwards to increase. Downwards to decrease.

To enter the **Pulse Mode**.
Double click the **Center Button** on the remote control.

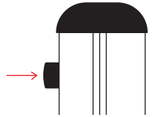

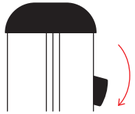

To **Pause** the MyoSphere.
Push the button down until it stops.

To **Turn OFF** the device push and hold the center button on the remote control for **5 seconds**.

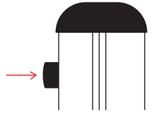

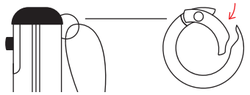

To use the **Remote Controller** separately, unclip the cord by pushing the **Hinge** on the metal ring inward.

To change the **Battery**, pull the battery section out.

Replace the battery by removing the old one using a pair of **Pliers**.

Install the battery section back inside the **Remote Control**.

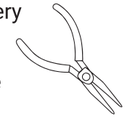

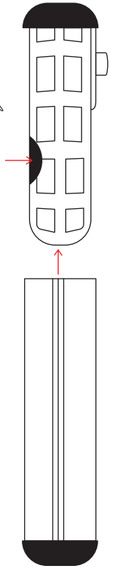

WARNING ⚠

Only use batteries and chargers designated by the manufacturer.
Do not take it apart or set on fire.
Do not allow metal products to touch or short circuit electrodes.
Avoid being placed in an overheated environment (over 60°C).
Avoid use in humid or corrosive environments.
Risk of personal injury - Keep children under the age of 13 away from machine.

This device complies with Part 15 of the FCC Rules. Operation is subject to the following two conditions:

1. This device may not cause harmful interference.
2. This device must accept any interference received, including interference that may cause undesired operation.

RF warning statement:
The device has been evaluated to meet general RF exposure requirement. The device can be used in portable exposure condition without restriction.

This equipment has been tested and found to comply with the limits for a Class B digital device, pursuant to Part 15 of the FCC Rules. These limits are designed to provide reasonable protection against harmful interference in a residential installation. This equipment generates uses and can radiate radio frequency energy and, if not installed and used in accordance with the instructions, may cause harmful interference to radio communications. However, there is no guarantee that interference will not occur in a particular installation. If this equipment does cause harmful interference to radio or television reception, which can be determined by turning the equipment off and on, the user is encouraged to try to correct the interference by one of the following measures:

Reorient or relocate the receiving antenna.

Increase the separation between the equipment and receiver.

Connect the equipment into an outlet on a circuit different from that to which the receiver is connected.

Consult the dealer or an experienced radio/TV technician for help.

Changes or modifications not expressly approved by the party responsible for compliance could void the user's authority to operate the equipment.