福 州 捷 雷 电 子 科 技 有 限 公 司

Fuzhou JieLei Electronic Technology Co.,Ltd.

文档编码：FRKF-0007 版本：1.1

规 格 书

Specification

客户名称：

CUSTOMER: 福州金威航信息科技有限公司

客户料号：

CUSTOMER P/N:

客户品名：

DESCRIPTION:

捷雷料号：

P/N:

捷 雷品名：

PART NO: 560MHz 弹簧天线；V1.0

核准	审核	编制
Frank	WenSen	Sean
2019.07.29	2019.07.29	2019.07.29

© 2019-2020 Fu Zhou Jie Lei Corporation. All rights reserved.

All content, materials, and programs in this document, including all code, text, graphics, and logos, unless otherwise noted, are the property of Jie Lei Corporation and cannot be reproduced or transmitted in any form or by any means, electronic or mechanical, for any purpose, without the express written permission of Jie Lei Corporation.

Jie Lei Corporation may have patents or pending patent applications, trademarks, copyrights, or other intellectual property rights covering subject matter in this document. The furnishing of this document does not give you any license to these patents, trademarks, copyrights, or other intellectual property rights except expressly provided in any written license agreement from Jie Lei.

目录

1. Electrical Performance.....3

2. Measurement Setup.....4

2.1 测试设备.....5

3. Mechanical Dimension Drawing.....6

版本描述

日期	批准	版本	描述
2019-07-29		V1.0	初版

1. Electrical Performance

A.Electrical Characteristics	
S.W.R	＜2.0@510-560MHz
Frequency Range(MHz)	510-560MHz
Impedance	50 Ohm
Gain	MAX：-2.09dBi@510-560MHz
B.Material	
磷铜镀镍	
C.Environmental	
Operation Temperature	-20℃~65℃
Storage Temperature	

2. Measurement Setup

(1)Reflection coefficient Measurement:

(a)Instrument: Network Analyzer

(b)Setup:

(Ⅰ)Calibrate the Network Analyzer by one port calibration using Agilent calibration kits.

(Ⅱ)Connect the antenna under test to the Network Analyzer

(Ⅲ)Measure the S11 (reflection coefficient) shown in Fig.1

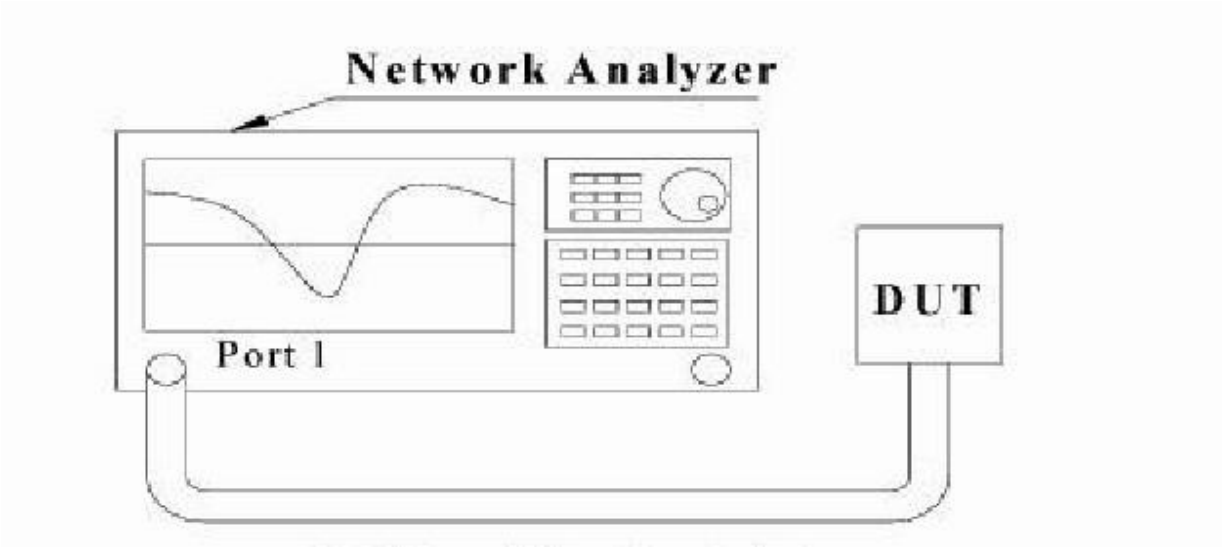

Fig.1 Measure S11 on Network Analyze

文档编码：FRKF-0007 版本：1.1

天线增益与效率
Antenna gain and efficiency

天线		
Freq(MHz)	Efficiency (%)	Gian(dBi)
510 MHz	15.67	-3.19
515 MHz	14.83	-3.17
520 MHz	14.14	-3.24
525 MHz	16.41	-2.53
530 MHz	18.13	-2.09
535 MHz	15.75	-2.71
540 MHz	13.69	-3.4
545 MHz	11.57	-4.23
550 MHz	10.37	-4.89
555 MHz	9.25	-5.34
560 MHz	8.74	-5.63

天线辐射方向图
Antenna Radiation Pattern

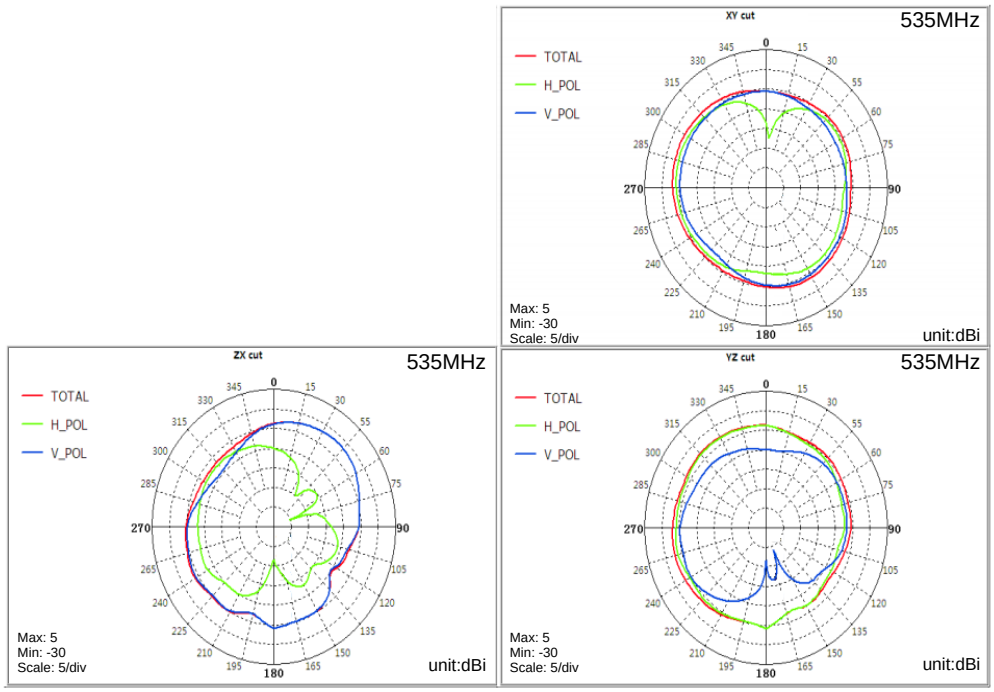
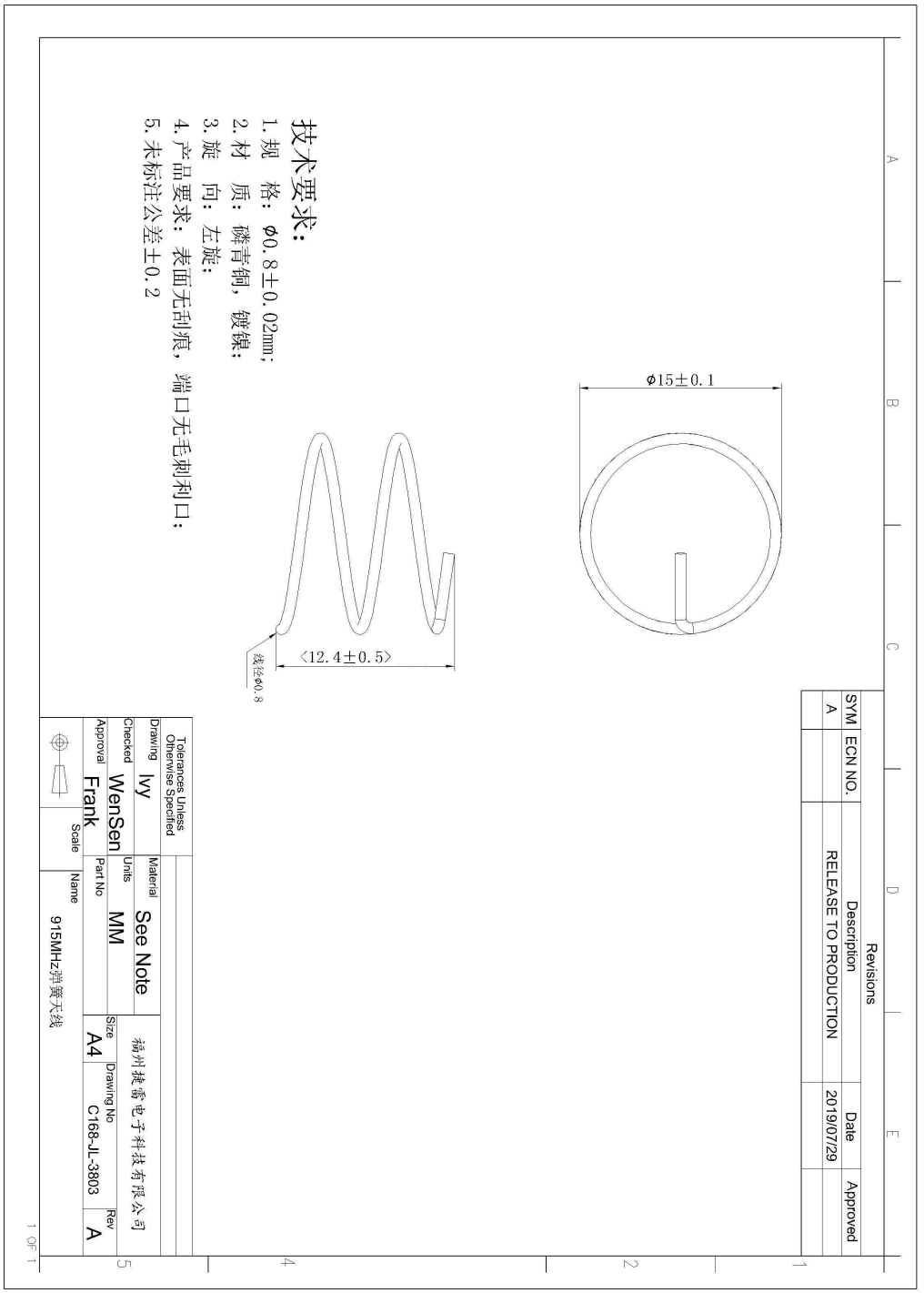
3. Mechanical Dimension Drawing