GUITAR INSTRUMENT WIRELESS SIGNAL RECEIVING SYSTEM

JTSY23

TECHNICAL PARAMETER

Channel: 30	Delay:<2ms
Receiving sensitivity :<-110dBm @ 20dB SINAD	Distortion:<0.05%
Signal to noise ratio:>85dB	Transmission distance: 30-50m
System frequency response: 20-20KHz	Full charge working time: ≈ 6 h

FUNCTION

1. Power button
2. Power indicator light
3. Battery indicator light
4. Charging interface
5. Audio plug

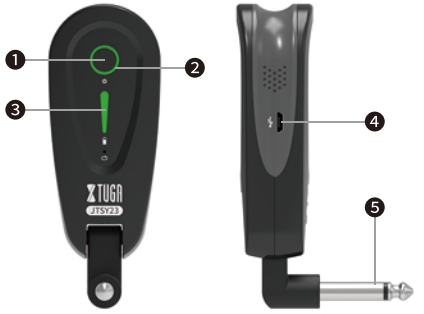

INTRODUCTION TO USAGE

1. Transmitting end: Press and hold the power button to turn on the device, and the green light remains on to indicate normal operation.

2. Receiver: Press and hold the power button to turn on the device. The red light remains on, and the device is automatically searching for signals. After the signals match, the green light remains on, indicating that it is in working mode.

3. Matching function: When multiple transmitting and receiving ends are confused, turn on the power of all receiving ends; Press and hold one of the transmitting terminals to turn on the power. When you see the green power indicator light on, do not release it until the power indicator light flashes. At this point, the receiving terminal will flash together with the transmitting terminal; This indicates that the receiving end has already matched the transmitting end, and the matching receiving end will flash several times when turned on, indicating that the receiving end has matched the transmitting end. If the receiving end needs to rematch with other transmitting ends, it can be operated again according to the above method.

BATTERY FUNCTION

1. When the device is turned off and charged, the battery indicator light will display as follows:

(When the charging is cancelled, the indicator light will automatically turn off.)

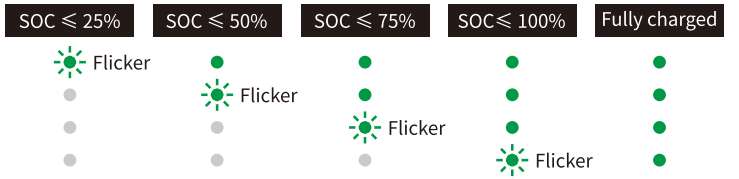

2. When the device is turned on, the battery indicator light displays as follows:

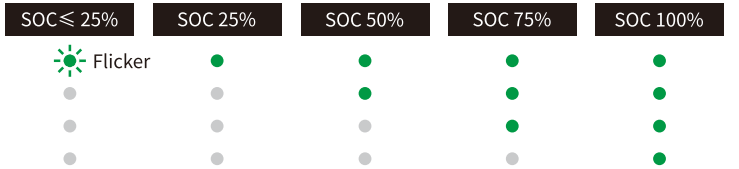

Note: When only one light remains on and flashing, it indicates that the remaining battery of the device is less than 25%. At this time, it is necessary to charge the device to avoid affecting its use.

PRODUCT LIST

Emitter * 1 | Receiver * 1 | Charging cable * 2 | Instructions * 1

This device complies with Part 15 of the FCC Rules. Operation is subject to the following two conditions: (1) this device may not cause harmful interference, and (2) this device must accept any interference received, including interference that may cause undesired operation

NOTE: This equipment has been tested and found to comply with the limits for a Class B digital device, pursuant to Part 15 of the FCC Rules. These limits are designed to provide reasonable protection against harmful interference in a residential installation. This equipment generates, uses and can radiate radio frequency energy and, if not installed and used in accordance with the instructions, may cause harmful interference to radio communications. However, there is no guarantee that interference will not occur in a particular installation.
If this equipment does cause harmful interference to radio or television reception, which can be determined by turning the equipment off and on, the user is encouraged to try to correct the interference by one or more of the following measures:
-- Reorient or relocate the receiving antenna.
-- Increase the separation between the equipment and receiver.
-- Connect the equipment into an outlet on a circuit different from that to which the receiver is connected.
-- Consult the dealer or an experienced radio/TV technician for help.

Warning: changes or modifications not expressly approved by the party responsible for compliance could void the user's authority to operate the equipment

The devices has been evaluated to meet general RF exposure requirement， the device can be used in portable exposure condition without restriction

Ant.	Atnenna Brand	Antenna Model Name	Antenna Type	Connector	Gain (dBi)	Cable loss (dB)	EIRP(dBm)	NOTE
1	N/A	N/A	spring antenna	N/A	-2.09	0.8	2.67	Antenna