Shenzhen Lejin radio frequency technology Co., LTD

SPECIFICATIONS FOR APPROVAL

The specification data is the sample antenna data. Due to factors such as the product not being glued to the shell, there may be differences between the trial production machine and the specification data. However, after correction with the trial production machine, the data can remain consistent with the specification data

Antenna manufacturer: Shenzhen Lejin radio frequency technology Co., LTD

Company Address: 3rd Floor, Building A4, No. 176 Chongqing Road, Fuhai Street, Bao'an District, Shenzhen, Guangdong Province. (Phone number: 13603098741)

Customer Name:	JXX
Product Name:	LJF02-240617002A-R0A
Product Model:	M1563(6221C) WIFI M ANT
Part Number:	
Write By :	Li_Star
Issued Date:	2024/6/17

CUSTOMER				
ENGINEER R&D DEPT	BUSSINESS DEPT	APPROVED BY	DATE	Edition/Part number
LEJIN				
R&D DEPT	ENGINEER R&D DEPT	APPROVAL	DATE	Edition/Part number

ECN/ECR			

目 录
Index

1、 (Cover)
2、 (Index)
3、 (Product Specification)
4、 (Test Equipment & Conditions)
5、 (Test Report)
6、 (Antenna Picture)



Electrical Characteristics					
Frequency	VSWR	Efficiency	Impedance	Polarization	Gain
2400 MHz ~2500 MHz	<1.5	>40%	50 Ohm	Linear	⩾0DB
5100MHZ--5900 MHZ	<2.5	>45%	50 Ohm	Linear	⩾0 DB

Material & Mechanical Characteristics				Environmental	
Material of Radiator	Cable Type	Connector Type	Dimension	Operation Temperature	Storage Temperature
BL	1.13 Gray	KCC451-320		- 20 ˚C ~ + 50 ˚C	- 30 ˚C ~ + 80 ˚C

Test Equipment & Conditions

1. **Network Analyzers :Agilent 5071C**
2. **Communications Test Set:Agilent E5515C/CMW500/AT8826**
3. **3D Chamber Test System(ETS743)/STM23+1**

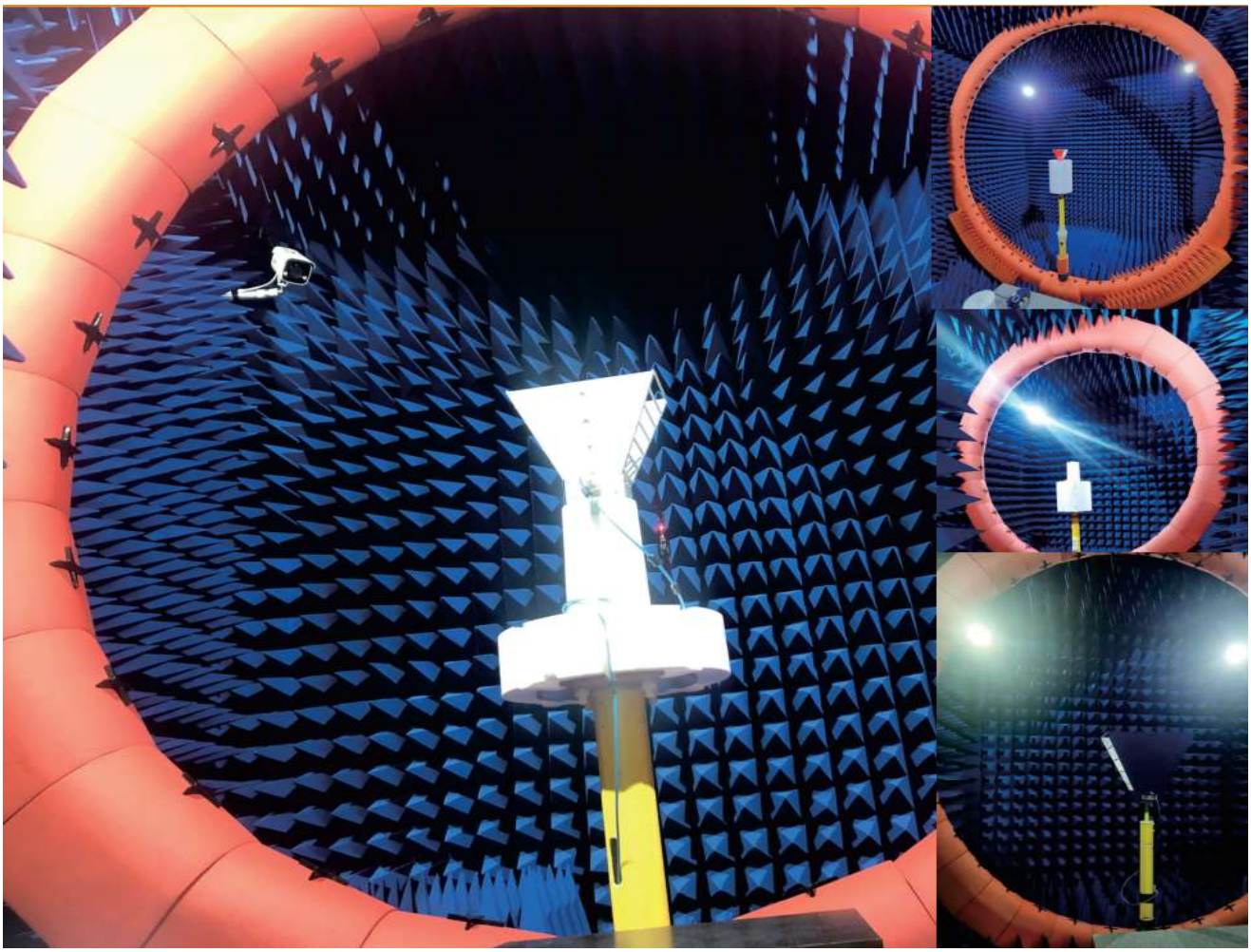

Antenna Impedance: WIFI ANT M:

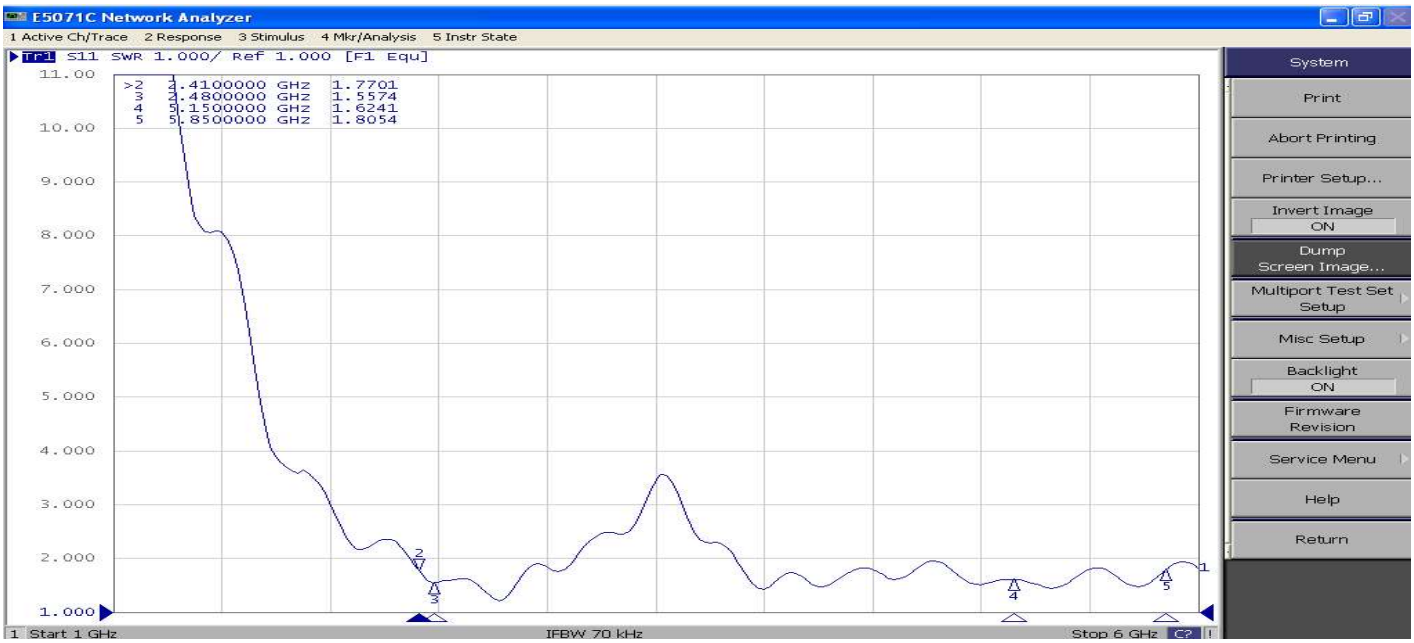

2.4G (Wifi/BT)	Freq	(MHz)	2400	2410	2420	2430	2450	2460	2470	2480	2490	2500	ANTM
	Effi	(%)	43.27	45.46	41.32	48.74	42.33	46.56	43.44	45.78	44.12	39.35	
	Gain	(dBi)	1.98	2.07	1.35	1.11	1.08	1.14	1.27	1.05	2.31	2.66	
5G WIFI	Freq	(MHz)	5150	5250	5350	5450	5550	5650	5750	5850	5950	6000	
	Effi	(%)	50.51	52.21	48.75	45.54	42.33	45.25	40.18	47.54	46.35	48.22	
	Gain	(dBi)	1.96	1.99	2.07	2.11	2.18	2.08	2.03	2.11	2.51	2.54	

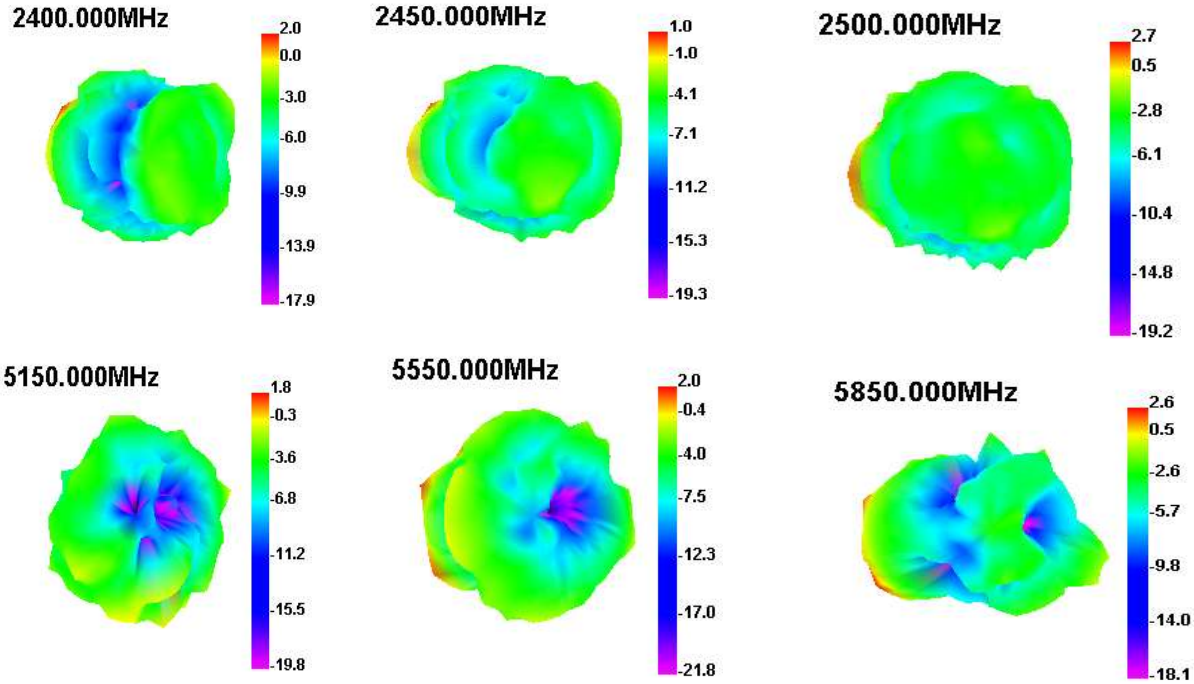

Active OTA combined with MAIN ANT measurement is composite data:

WIFI Antenna Performance Table										
TRP /TIS(dBm)			13.50	-76.13	TRP /TIS(dBm)			13.45	-69.32	2.4G WIFI
802.11 B	Channel No.	Freq. (MHz)	TRP (dBm)	TIS (dBm)	802.11 G	Channel No.	Freq. (MHz)	TRP (dBm)	TIS (dBm)	
Tx_11M / Rx_11M	1	2412	13.55	-75.47	Tx_54M / Rx_54M	1	2412	13.23	-69.89	
	6	2437	13.27	-76.56		6	2437	13.96	-68.75	
	11	2462	13.69	-76.35		11	2462	13.17	-69.32	

WIFI Antenna Performance Table										
IFI Whole Band TRP /TIS(dB			13.08	-69.14	IFI Whole Band TRP /TIS(dB			12.61	-66.91	5.8G WIFI
802.11 A	Channel No.	Freq. (MHz)	TRP (dBm)	TIS (dBm)	802.11 AC	Channel No.	Freq. (MHz)	TRP (dBm)	TIS (dBm)	
Tx_6M / Rx_54M	36	5180	13.75	-68.11	Tx_MCS 7 / Rx_MCS 7	36	5180	12.34	-66.11	
	149	5745	12.96	-69.45		149	5745	12.51	-67.15	
	165	5825	12.53	-69.87		165	5825	12.98	-67.47	



Drawing:

RoHS
Compliant
G P

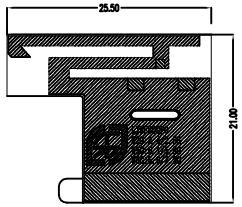

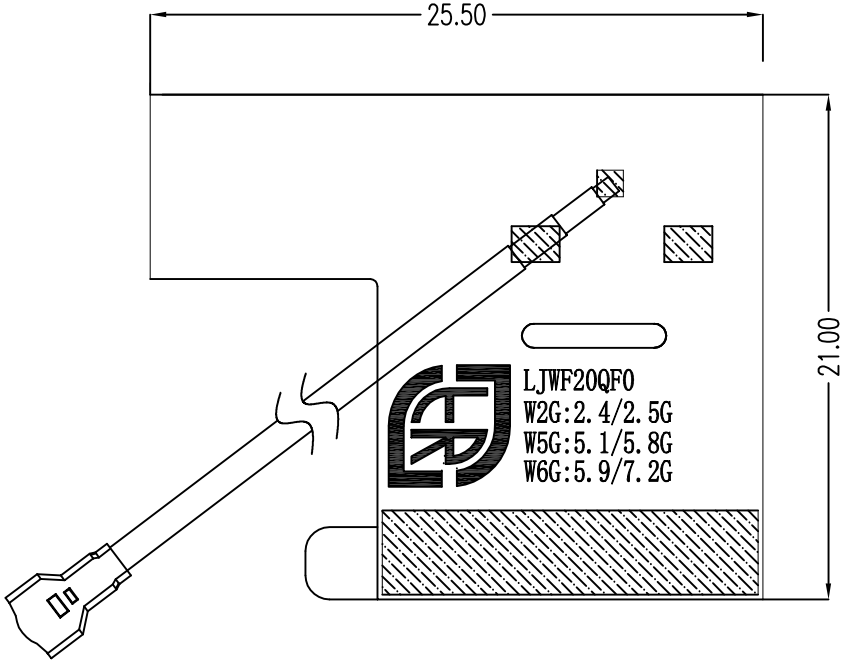

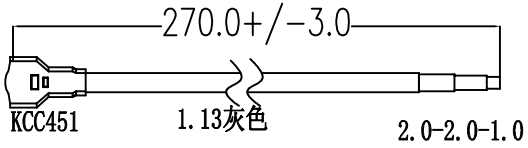

Rev	Description	Date	Remark
A	New drawing		

深 圳 乐 进 射 频 科 技 有 限 公 司
SHEN ZHEN LEJIN RADIO FREQUENCY CO.,LTD

Third Angle				Project	JXX_R1563	Date	2024-06-17		
0～10	±0.05	○	0.02	Part Name	WIFI AUX ANT	Designed by			
10～18	±0.10	◎	∅0.03	Part No.	LJWF20QXX	Checked by	MD		
18～30	±0.12	⊥	0.02	Material			RF		
30～40	±0.15	▱	0.04	Treatment	LJF02-240617002A-R0A	Approved by			
40～	±0.20	Angle	±0.5°			Unit mm	Scale	FIT	Rev A
Location									

由 Autodesk 教育版产品制作