尺寸：77x120mm　材质：超感米100g　工艺：四色双面印刷　折页方式：骑马订

英语

ProtoArc EN

EM02

Ergonomic Wireless Trackball Mouse

User Manual

www.protoarc.com
support@protoarc.com
WK1960

Contents

English 01-12
Deutsch 13-22
Français 23-32
Italiano 33-42
Español 43-52
日本語 53-76

Product Name: Trackball
Model: EM02, EM02S, EM02U, EM02U SWIVVO2-B
FWD: Recharge

Packing List

Product Features



DPI Button
Switch between different DPI values in 800: press the DPI button to adjust the DPI.
Hold the DPI button for 3 seconds: the mouse enters pairing mode, all three Bluetooth indicators flash. Release button when the pairing is successful. DPI set to the factory default value.

Adjustable mouse grip angle

1.8G USB Connection



Bluetooth Connection



Charging Guide

1. When the battery is low, the charging indicator light will flash red.
2. Insert the Type-C charging cable into the mouse, and the red light will remain on while charging.
3. The charging time is about 1-2.5 hours and the indicator light remains green. When fully charged.

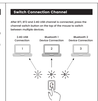

Switch Connection Channel

Press the channel switch button on the bag of the mouse to switch between 3 devices.

Data Parameters

Basic parameter	
Wireless Connection Technology	Digital Wireless
Battery Capacity	500mAh
Size	124.9mm*77.2mm*43.7mm
Net Wt.	114g(incl.
Weight	147g(Incl.
Charge	5V/1A(Max)
Bluetooth transmitter parameter	
Transmissible distance	10m
Frequency	2.4GHz
Working current	5mA
Operation rate	10mA
Sleep mode current	Bluetooth mode: 60uA 2.4G mode: 60uA
1.8G transmission parameter	
Transmissible distance	10m
Frequency	2.4GHz
Working current	15mA
Operation rate	20mA
Frequency	125/250/500/1000Hz
Sleep mode current	Bluetooth mode: 60uA 2.4G mode: 60uA

* The above data is based on laboratory tests and may vary slightly in actual use. The product specifications and functions are subject to the actual product, without notice.

Safety Warning

WARNING: To reduce the risk of fire, electric shock, or injury, read and follow these safety instructions.

1. Charging battery: Use only the provided cable. Charge in a dry, cool, well-ventilated place. Do not leave unattended.
2. Battery handling: Do not attempt to replace the battery. Battery replacement should be conducted by professional maintenance personnel.
3. Battery disposal: Do not dispose of the battery in fire or water. Dispose of the battery in accordance with local laws and regulations.
4. Storage conditions: Keep the mouse from water and liquids. Avoid dust and high-temperature areas.
5. Storage and wattage: Certain wattage and overall customer use may affect the lifespan of the mouse and battery.
6. Avoid exposure to extreme temperatures: Do not place the mouse in high-temperature environments, such as near heaters or in direct sunlight, to prevent battery damage or reduced performance.
7. Wireless interference: This device may cause interference with other electronic devices. Keep it safe distance from sensitive equipment.
8. Use safety: Keep the tool and its components out of reach of children and pets to prevent accidental ingestion or injury. Allow children to handle the tool only under supervision.
9. Personal of a battery into fire or hot oven, or mechanically crush or cut the battery, which may cause an explosion.
10. Battery Liquid is an extremely high temperature exposure, which may cause explosion. Do not place the battery in a flammable liquid or gas. and
11. Do not short circuit the battery by an pressure but can result in an explosion or fire.