Appendix A

RF Test Data for BT (Conducted Measurement)

Product Name: laipic

Test Model: S1

Environmental Conditions

Temperature:	23.8 ° C
Relative Humidity:	52.1%
ATM Pressure:	100.0 kPa
Test Engineer:	Nick Peng
Supervised by:	Jack Cheng

A.1 20dB Emission Bandwidth

Test Result

TestMode	Antenna	Channel	20db EBW[MHz]	FL[MHz]	FH[MHz]	Verdict
DH5	Ant	2402	1.038	2401.454	2402.492	---
		2441	1.017	2440.469	2441.486	---
		2480	1.044	2479.457	2480.501	---
2DH5	Ant	2402	1.323	2401.331	2402.654	---
		2441	1.320	2440.328	2441.648	---
		2480	1.296	2479.352	2480.648	---
3DH5	Ant	2402	1.302	2401.340	2402.642	---
		2441	1.305	2440.340	2441.645	---
		2480	1.314	2479.334	2480.648	---

Test Graphs

DH5_Ant_2402

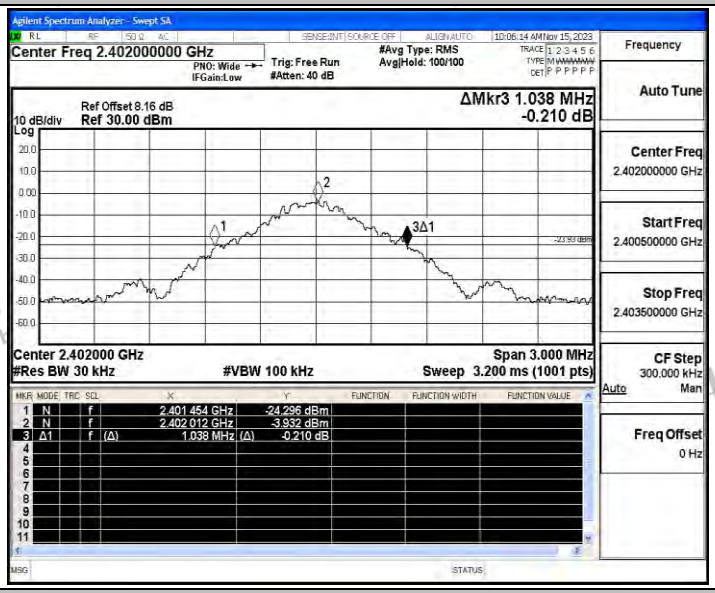

DH5_Ant_2441

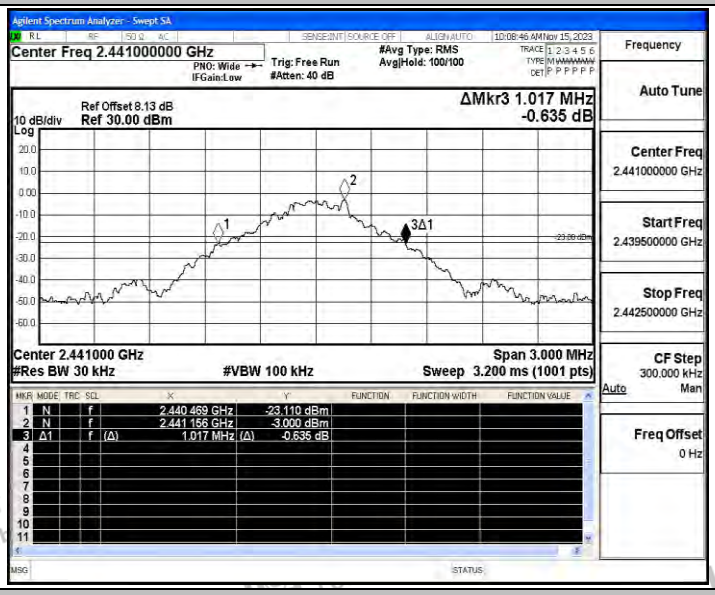

DH5_Ant_2480

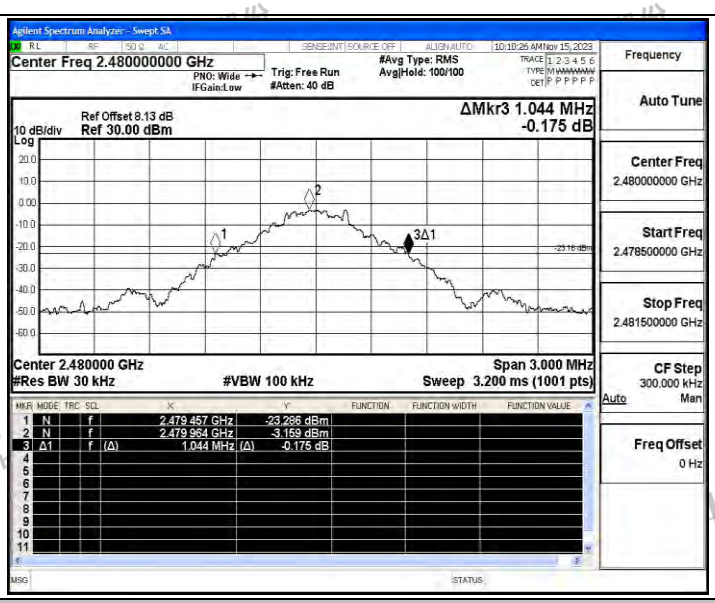

2DH5_Ant_2402

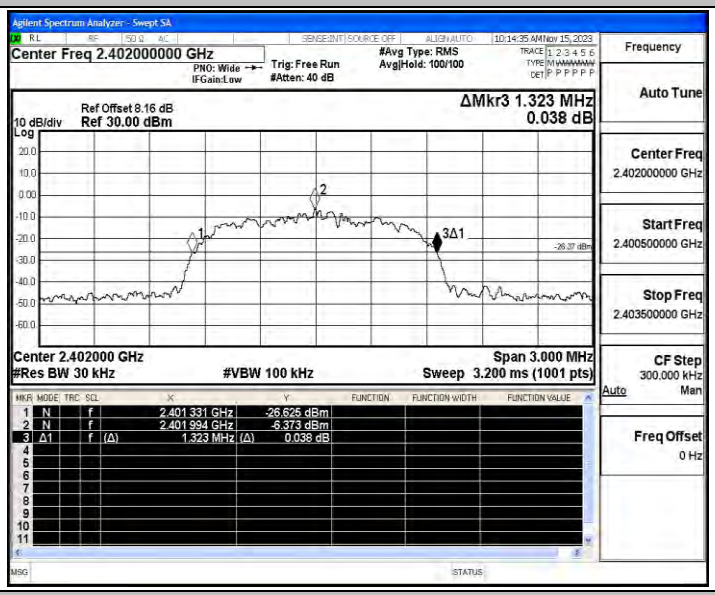

2DH5_Ant_2441

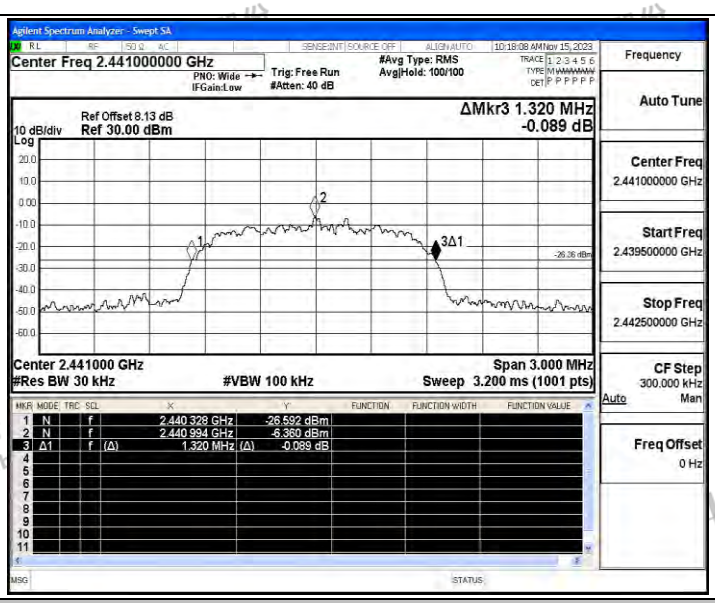

2DH5_Ant_2480

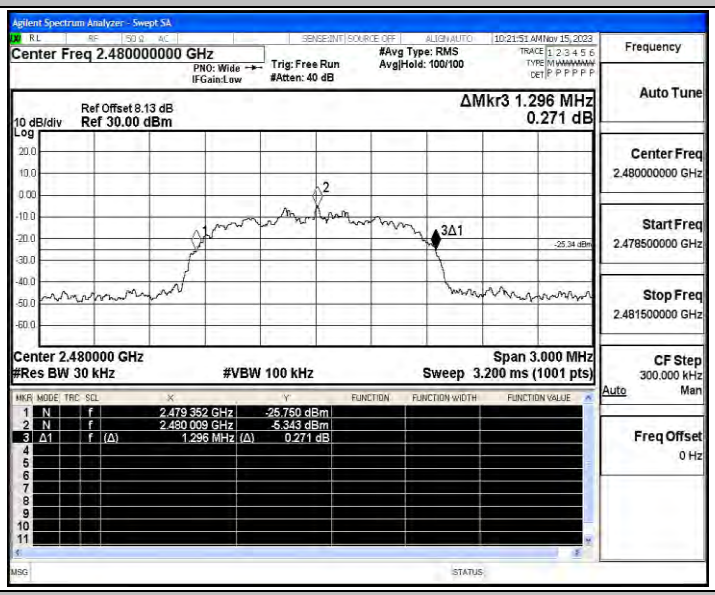

3DH5_Ant_2402

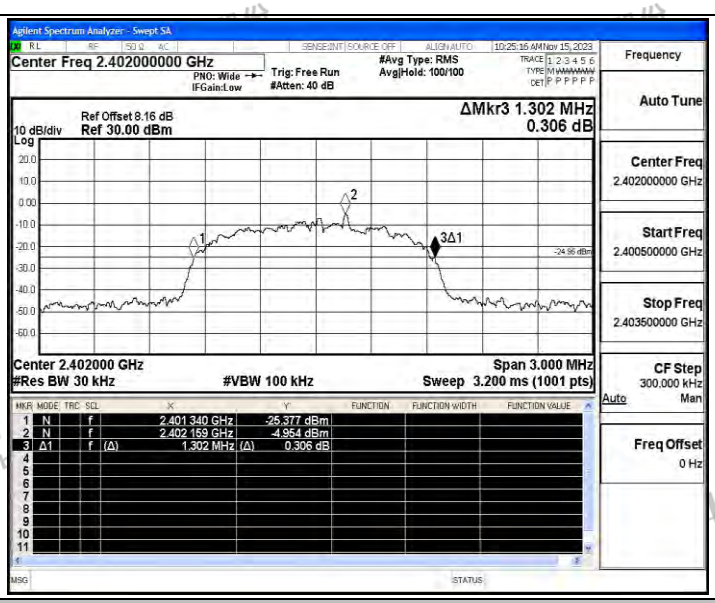

3DH5_Ant_2441

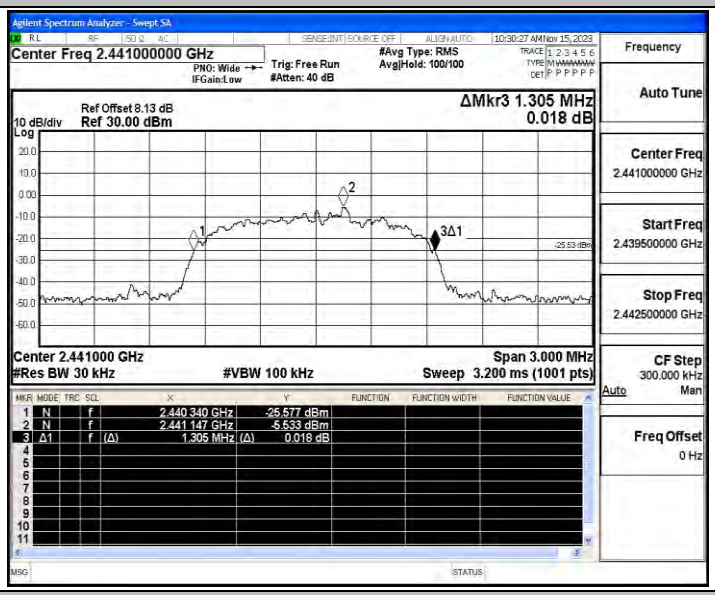

3DH5_Ant_2480

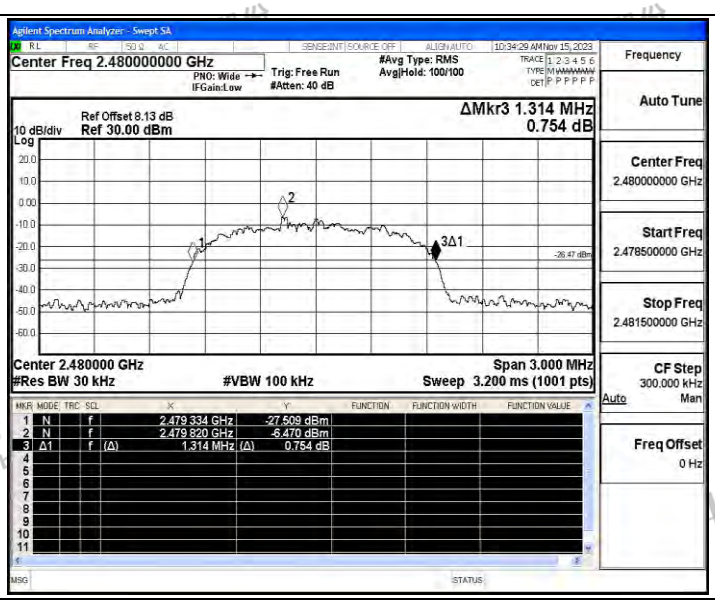
Agilent Spectrum Analyzer - Swept SA
Center Freq 2.480000000 GHz
PNO: Wide
IFGain:Low
Trig: Free Run
#Atten: 40 dB
#Avg Type: RMS
Avg|Hold: 100/100
10:34:29 AM Nov 15, 2023
Frequency
Auto Tune
Ref Offset 8.13 dB
10 dB/div Ref 30.00 dBm
Log
ΔMkr3 1.314 MHz
0.754 dB
Center Freq
2.480000000 GHz
Start Freq
2.478500000 GHz
Stop Freq
2.481500000 GHz
Center 2.480000 GHz
#Res BW 30 kHz
#VBW 100 kHz
Span 3.000 MHz
Sweep 3.200 ms (1001 pts)
CF Step
300.000 kHz
Auto Man
Freq Offset
0 Hz
1 N f 2.479 334 GHz -27.509 dBm
2 N f 2.479 820 GHz -6.470 dBm
3 Δ1 f (Δ) 1.314 MHz (Δ) 0.754 dB

A.2 Maximum peak conducted output power

Test Result

TestMode	Antenna	Channel	Result[dBm]	Limit[dBm]	Verdict
DH5	Ant	2402	-0.82	≤20.97	PASS
		2441	-0.24	≤20.97	PASS
		2480	-0.17	≤20.97	PASS
2DH5	Ant	2402	-0.77	≤20.97	PASS
		2441	-0.52	≤20.97	PASS
		2480	-0.53	≤20.97	PASS
3DH5	Ant	2402	-0.67	≤20.97	PASS
		2441	-0.56	≤20.97	PASS
		2480	-0.38	≤20.97	PASS

Test Graphs

DH5_Ant_2402

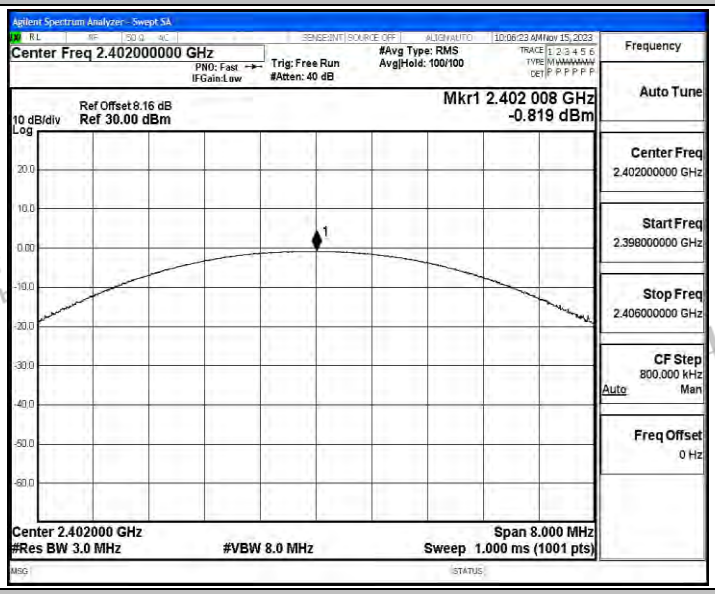

DH5_Ant_2441

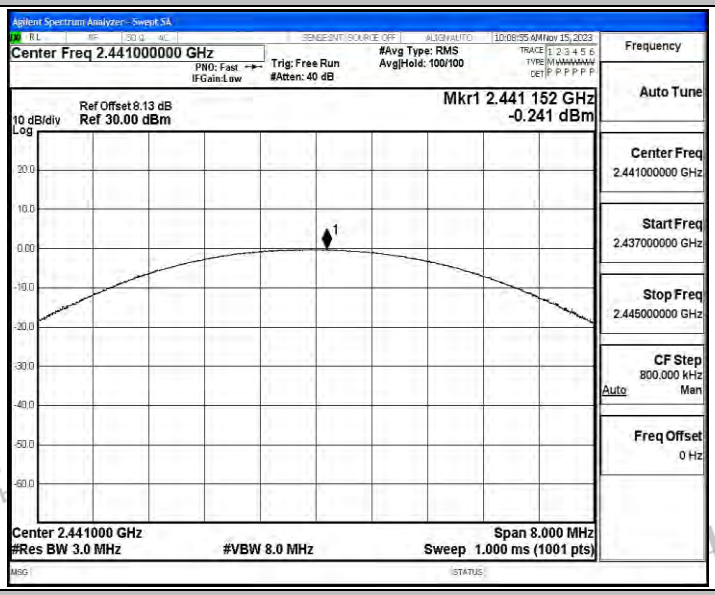

DH5_Ant_2480

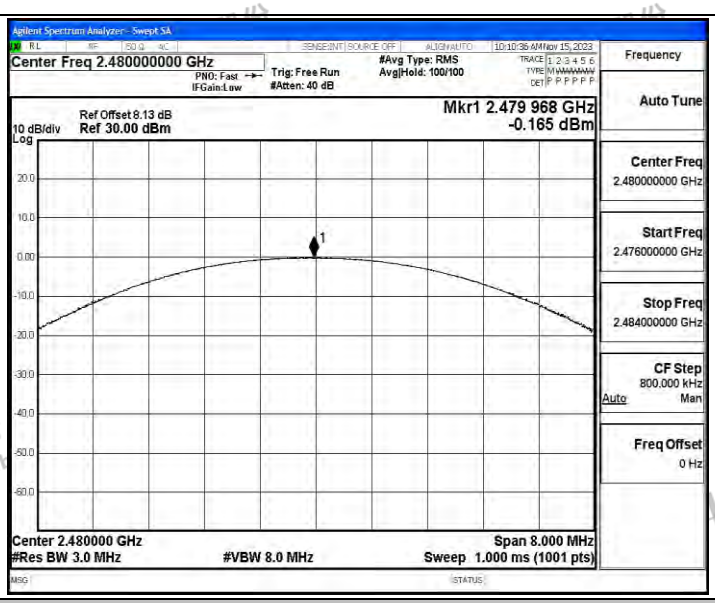

2DH5_Ant_2402

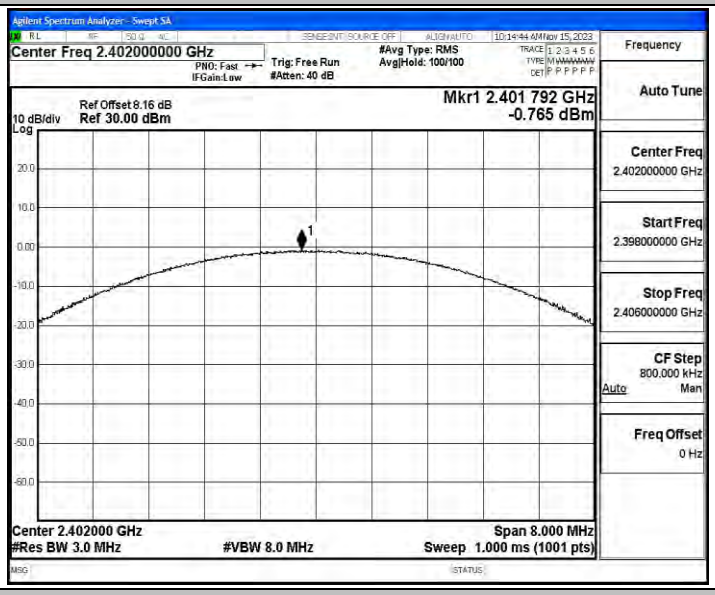

2DH5_Ant_2441

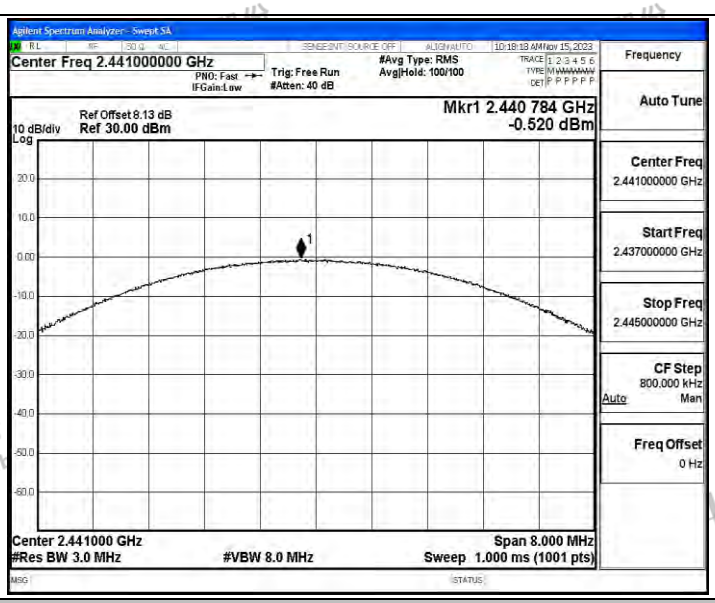

2DH5_Ant_2480

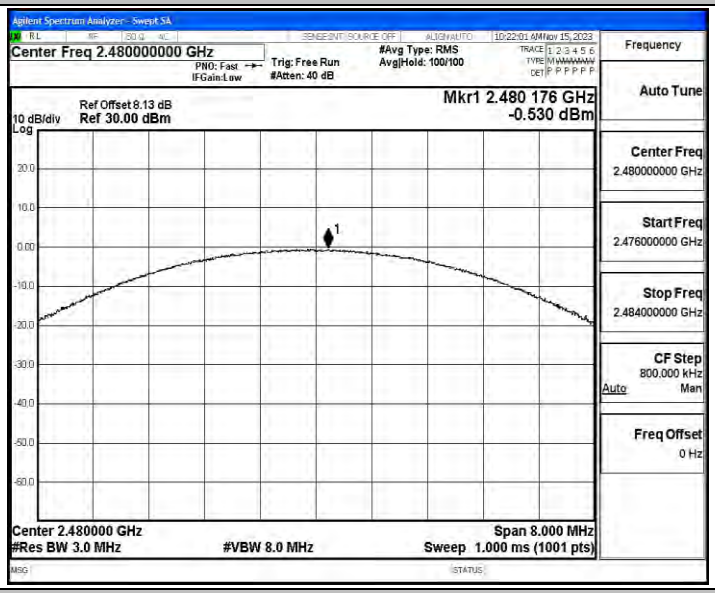

3DH5_Ant_2402

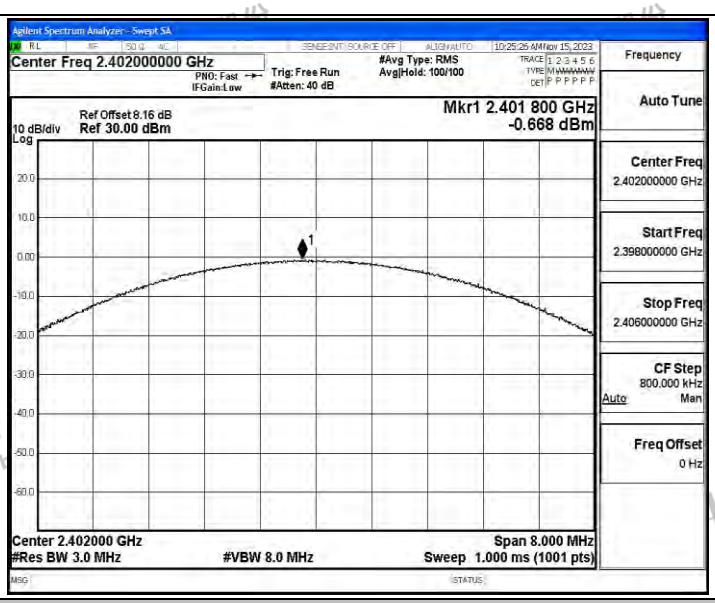

3DH5_Ant_2441

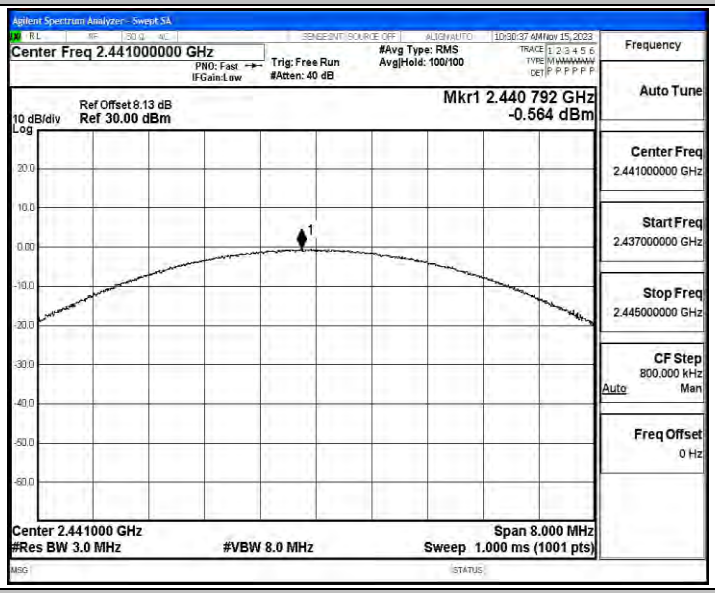

3DH5_Ant_2480

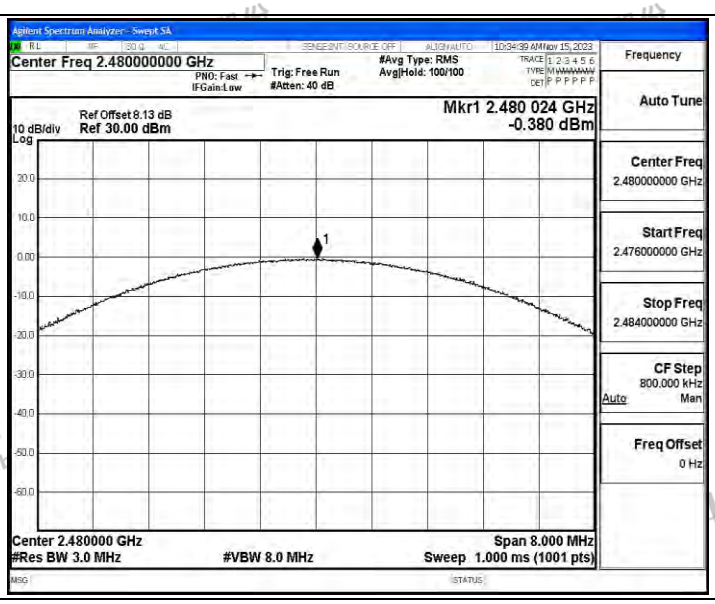
Agilent Spectrum Analyzer - Swept SA
Center Freq 2.480000000 GHz
PNO: Fast
IFGain:Low
Trig: Free Run
#Atten: 40 dB
#Avg Type: RMS
Avg|Hold: 100/100
10:34:39 AM Nov 15, 2023
Ref Offset 8.13 dB
10 dB/div Ref 30.00 dBm
Log
Mkr1 2.480 024 GHz
-0.380 dBm
Center 2.480000 GHz
#Res BW 3.0 MHz
#VBW 8.0 MHz
Span 8.000 MHz
Sweep 1.000 ms (1001 pts)
Frequency
Auto Tune
Center Freq
2.480000000 GHz
Start Freq
2.476000000 GHz
Stop Freq
2.484000000 GHz
CF Step
800.000 kHz
Auto Man
Freq Offset
0 Hz

A.3 Carrier frequency separation

Test Result

TestMode	Antenna	Channel	Result[MHz]	Limit[MHz]	Verdict
DH5	Ant	Hop	1.146	≥0.690	PASS
2DH5	Ant	Hop	1.018	≥0.882	PASS
3DH5	Ant	Hop	1.044	≥0.876	PASS

Test Graphs

DH5_Ant_Hop

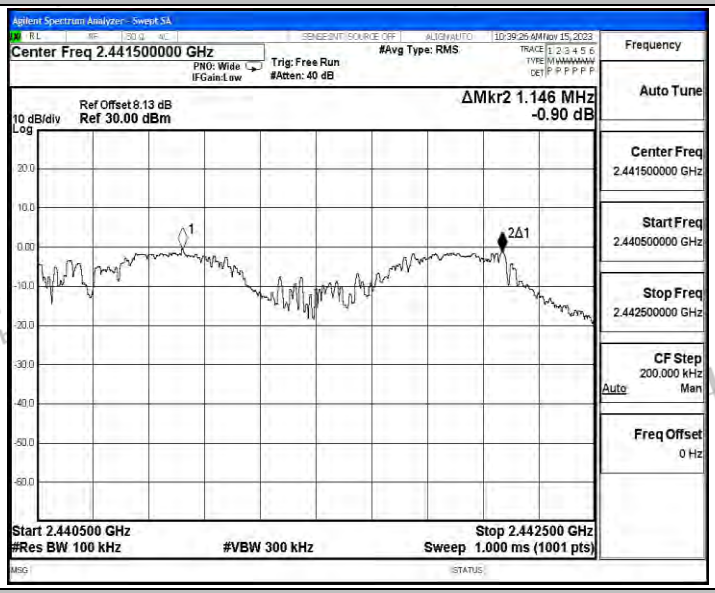

2DH5_Ant_Hop

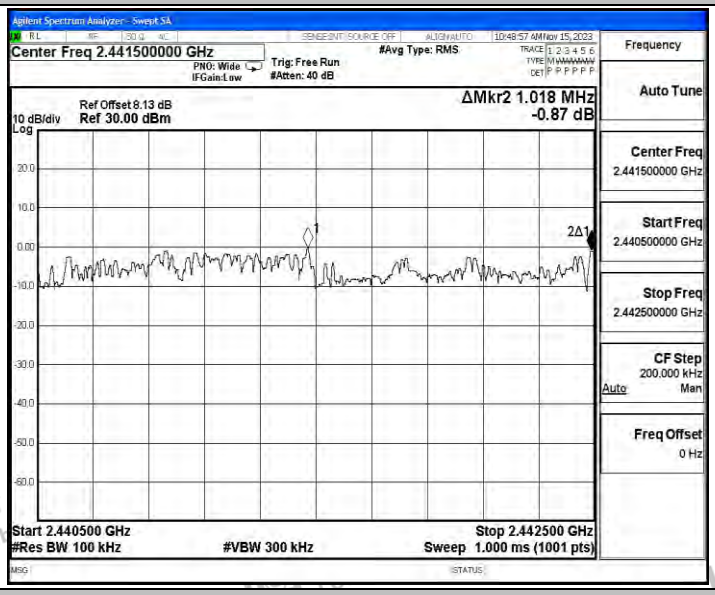

3DH5_Ant_Hop

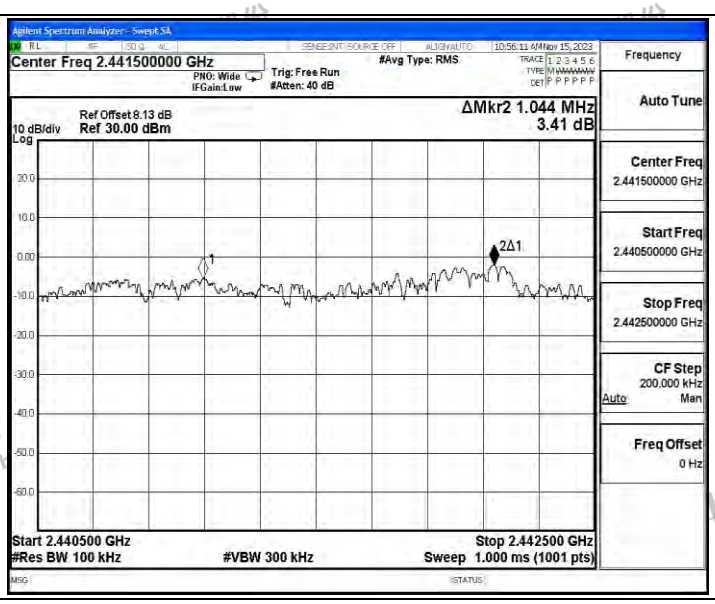
Agilent Spectrum Analyzer - Swept SA
Center Freq 2.441500000 GHz
PNO: Wide
IFGain:Low
Trig: Free Run
#Atten: 40 dB
#Avg Type: RMS
10:56:11 AM Nov 15, 2023
Frequency
Auto Tune
Ref Offset 8.13 dB
10 dB/div Ref 30.00 dBm
Log
ΔMkr2 1.044 MHz
3.41 dB
2Δ1
Center Freq
2.441500000 GHz
Start Freq
2.440500000 GHz
Stop Freq
2.442500000 GHz
CF Step
200.000 kHz
Auto Man
Freq Offset
0 Hz
Start 2.440500 GHz
#Res BW 100 kHz
#VBW 300 kHz
Stop 2.442500 GHz
Sweep 1.000 ms (1001 pts)

A.4 Time of occupancy

Test Result

TestMode	Antenna	Channel	BurstWidth [ms]	TotalHops [Num]	Result[s]	Limit[s]	Verdict
DH5	Ant	Hop	2.882	106.67	0.307	≤0.4	PASS
2DH5	Ant	Hop	2.885	106.67	0.308	≤0.4	PASS
3DH5	Ant	Hop	2.887	106.67	0.308	≤0.4	PASS

Test Graphs

DH5_Ant_Hop

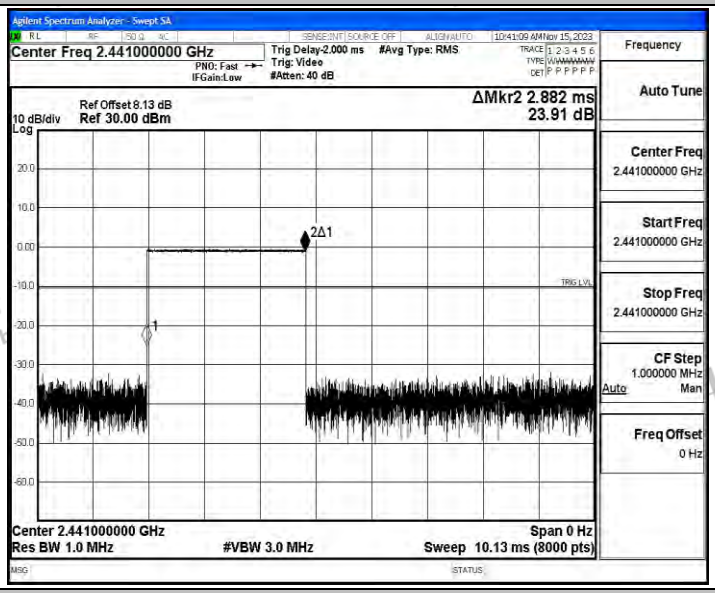

2DH5_Ant_Hop

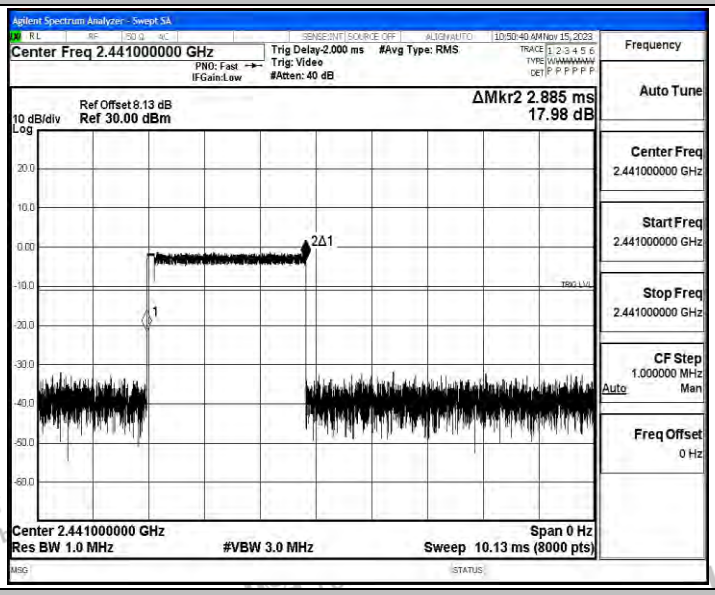

3DH5_Ant_Hop

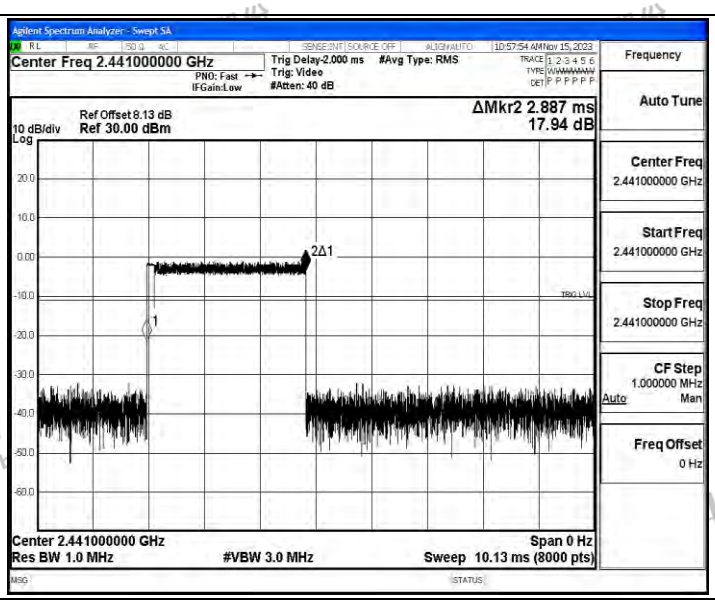
Agilent Spectrum Analyzer - Swept SA
Center Freq 2.441000000 GHz
Trig Delay-2.000 ms
#Avg Type: RMS
Trig: Video
PNO: Fast
IFGain:Low
#Atten: 40 dB
10:57:54 AM Nov 15, 2023
Ref Offset 8.13 dB
10 dB/div
Ref 30.00 dBm
Log
ΔMkr2 2.887 ms
17.94 dB
2Δ1
1
Center 2.441000000 GHz
Span 0 Hz
Res BW 1.0 MHz
#VBW 3.0 MHz
Sweep 10.13 ms (8000 pts)
Frequency
Auto Tune
Center Freq
2.441000000 GHz
Start Freq
2.441000000 GHz
Stop Freq
2.441000000 GHz
CF Step
1.000000 MHz
Auto
Man
Freq Offset
0 Hz

A.5 Number of hopping channels

Test Result

TestMode	Antenna	Channel	Result[Num]	Limit[Num]	Verdict
DH5	Ant	Hop	79	≥15	PASS
2DH5	Ant	Hop	79	≥15	PASS
3DH5	Ant	Hop	79	≥15	PASS

Test Graphs

DH5_Ant_Hop

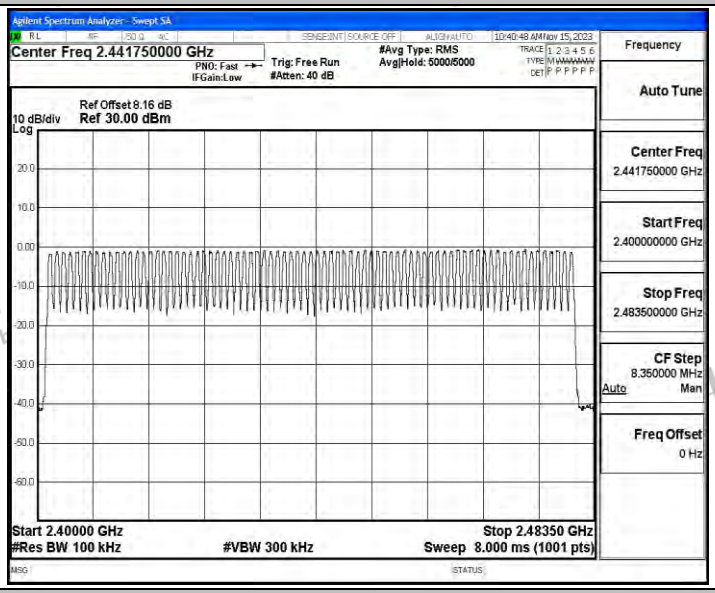

2DH5_Ant_Hop

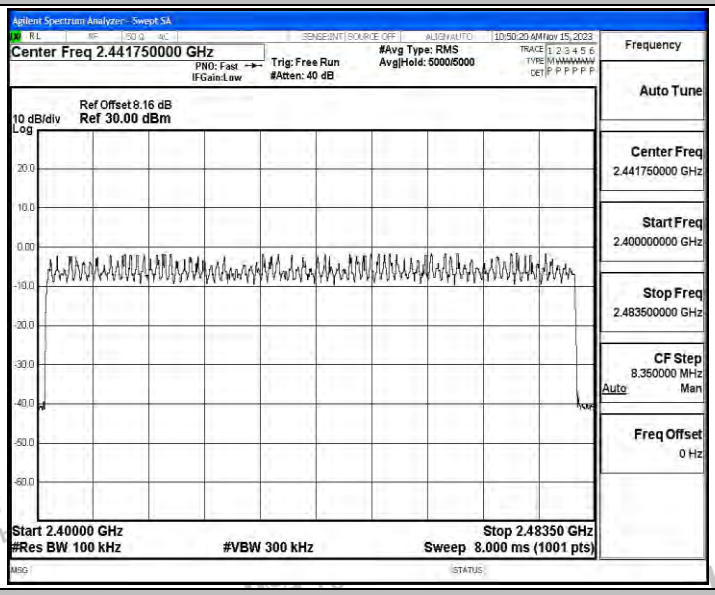

3DH5_Ant_Hop

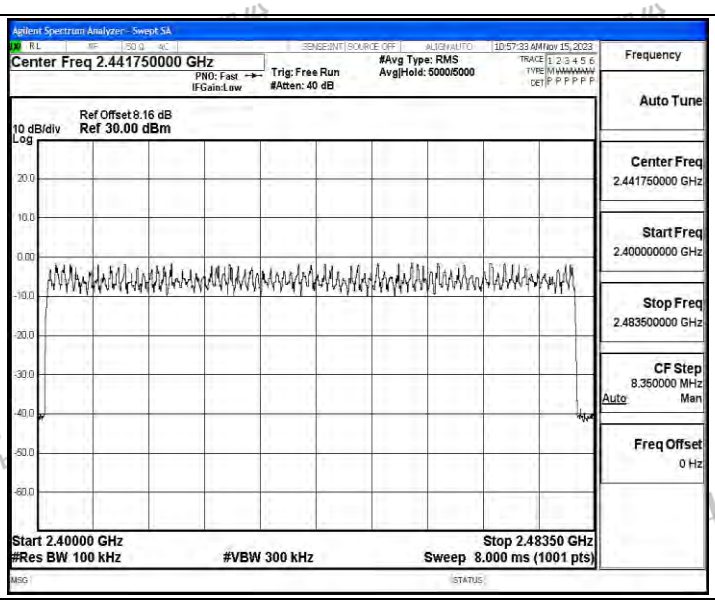
Agilent Spectrum Analyzer - Swept SA
Center Freq 2.441750000 GHz
PNO: Fast
IFGain:Low
Trig: Free Run
#Atten: 40 dB
#Avg Type: RMS
Avg|Hold: 5000/5000
10:57:33 AM Nov 15, 2023
Ref Offset 8.16 dB
10 dB/div Ref 30.00 dBm
Log
20.0
10.0
0.00
-10.0
-20.0
-30.0
-40.0
-50.0
-60.0
Start 2.40000 GHz
#Res BW 100 kHz
#VBW 300 kHz
Stop 2.48350 GHz
Sweep 8.000 ms (1001 pts)
Frequency
Auto Tune
Center Freq
2.441750000 GHz
Start Freq
2.400000000 GHz
Stop Freq
2.483500000 GHz
CF Step
8.350000 MHz
Auto Man
Freq Offset
0 Hz

A.6 Band edge measurements

Test Result

TestMode	Antenna	ChName	Channel	RefLevel [dBm]	Result [dBm]	Limit [dBm]	Verdict
DH5	Ant	Low	2402	-1.85	-50.85	≤-21.85	PASS
		High	2480	-0.64	-50.99	≤-20.64	PASS
		Low	Hop_2402	-1.98	-50.18	≤-21.98	PASS
		High	Hop_2480	-1.00	-48.5	≤-21	PASS
2DH5	Ant	Low	2402	-3.79	-49.63	≤-23.79	PASS
		High	2480	-3.33	-50.24	≤-23.33	PASS
		Low	Hop_2402	-2.45	-49.81	≤-22.45	PASS
		High	Hop_2480	-2.24	-49.19	≤-22.24	PASS
3DH5	Ant	Low	2402	-5.98	-51.12	≤-25.98	PASS
		High	2480	-6.30	-49.48	≤-26.3	PASS
		Low	Hop_2402	-5.63	-49.7	≤-25.63	PASS
		High	Hop_2480	-1.89	-49.52	≤-21.89	PASS

Test Graphs

DH5_Ant_Low_2402

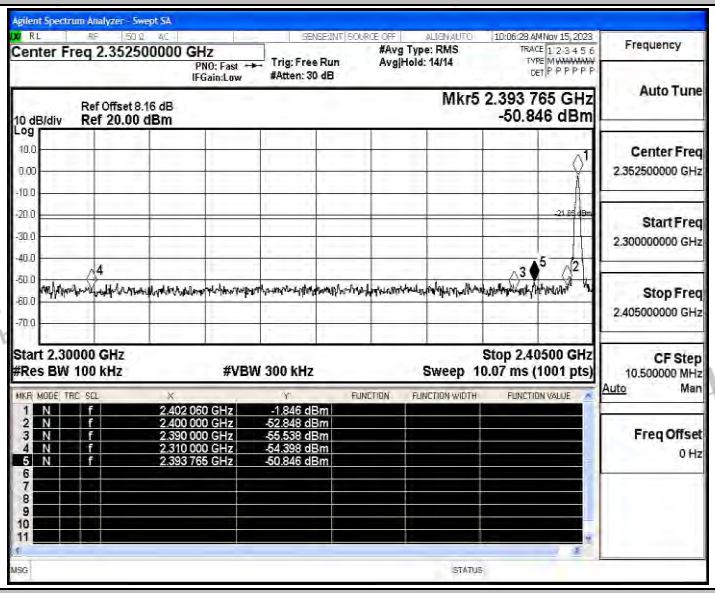

DH5_Ant_High_2480

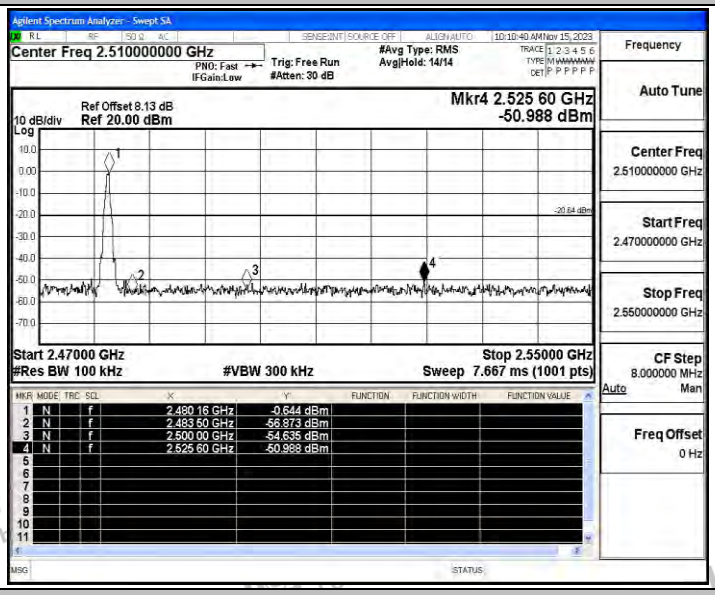

DH5_Ant_Low_Hop_2402

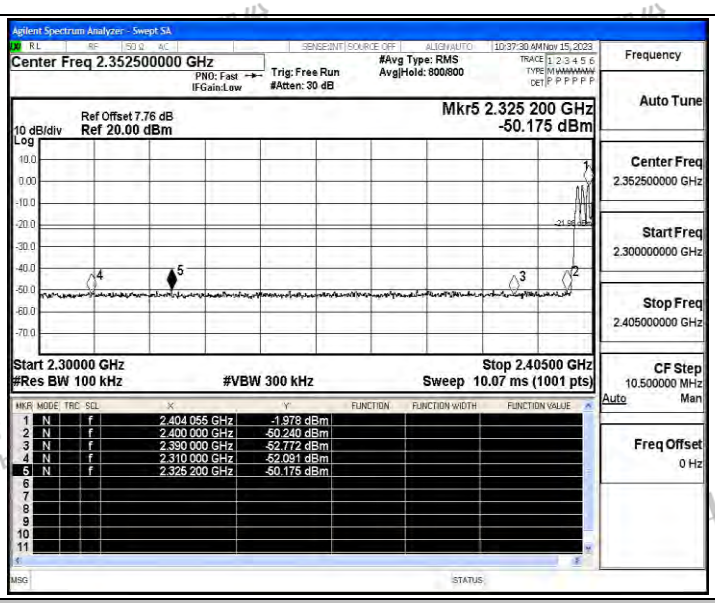

DH5_Ant_High_Hop_2480

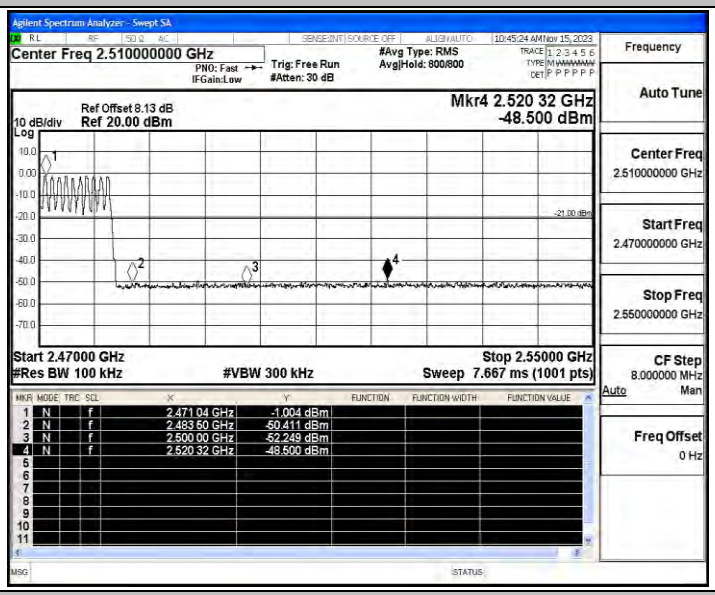

2DH5_Ant_Low_2402

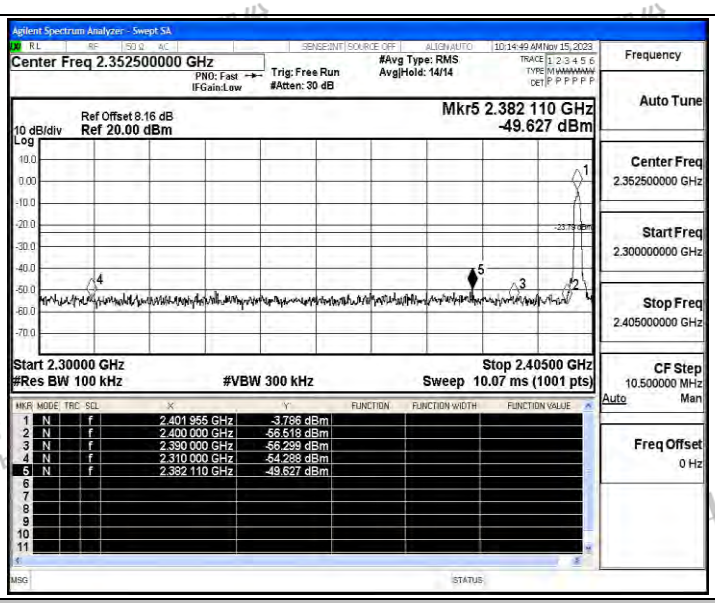

2DH5_Ant_High_2480

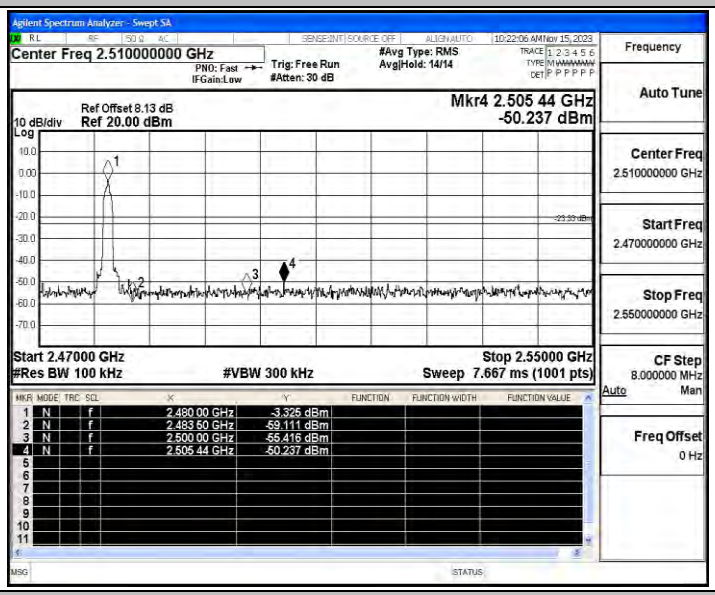

2DH5_Ant_Low_Hop_2402

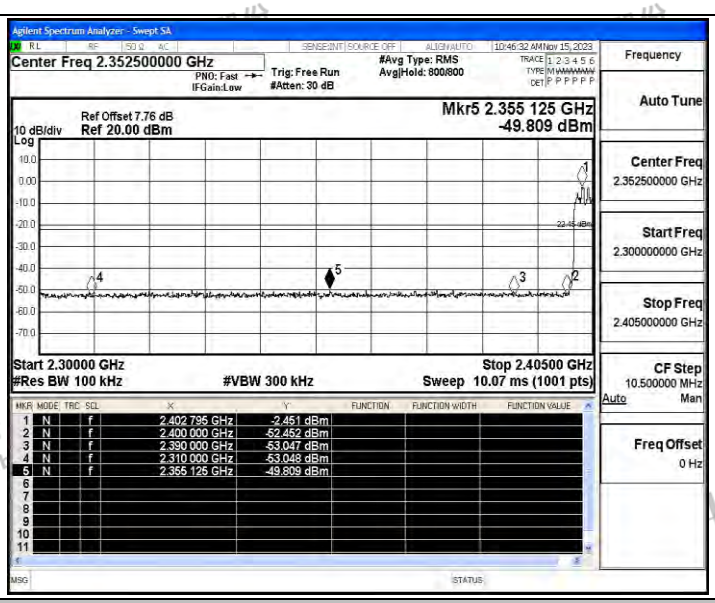

2DH5_Ant_High_Hop_2480

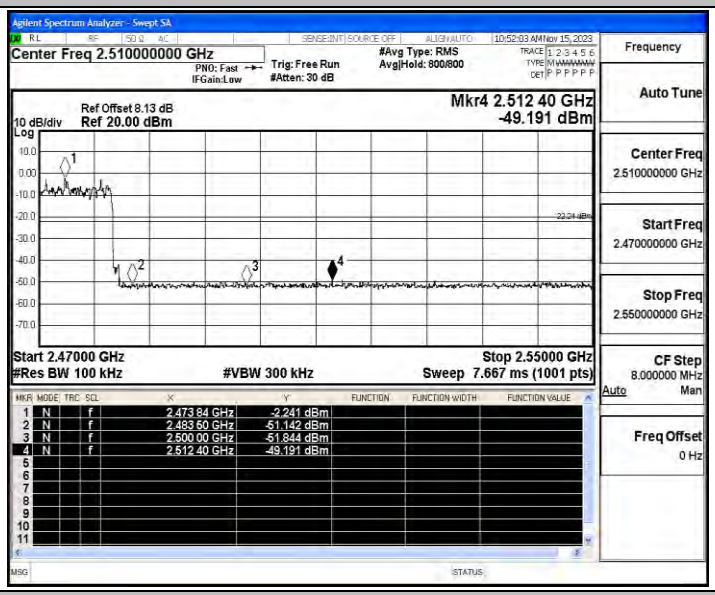

3DH5_Ant_Low_2402

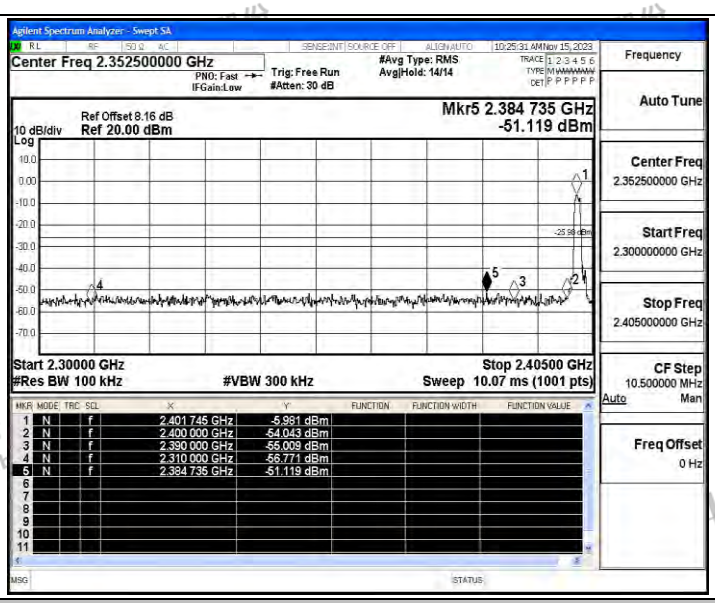

3DH5_Ant_High_2480

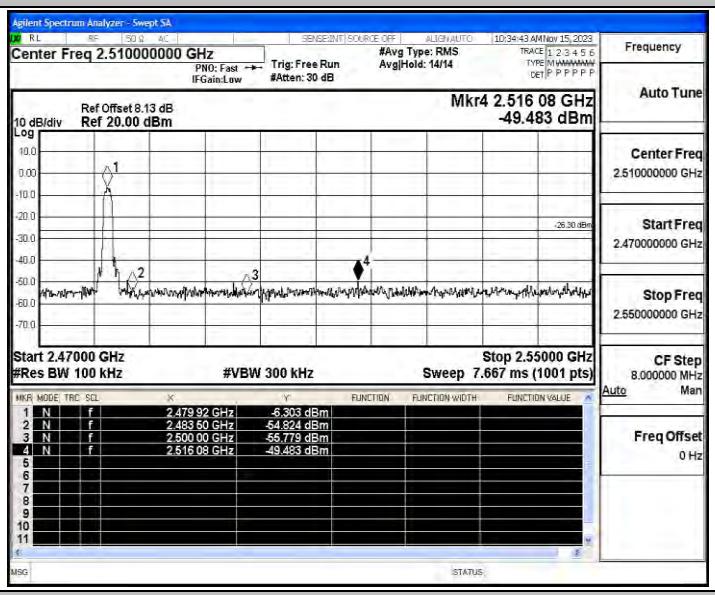

3DH5_Ant_Low_Hop_2402

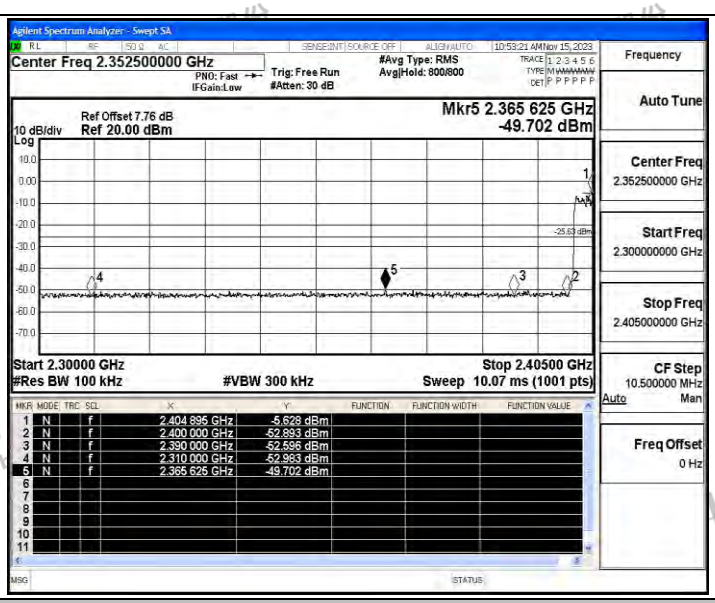

3DH5_Ant_High_Hop_2480

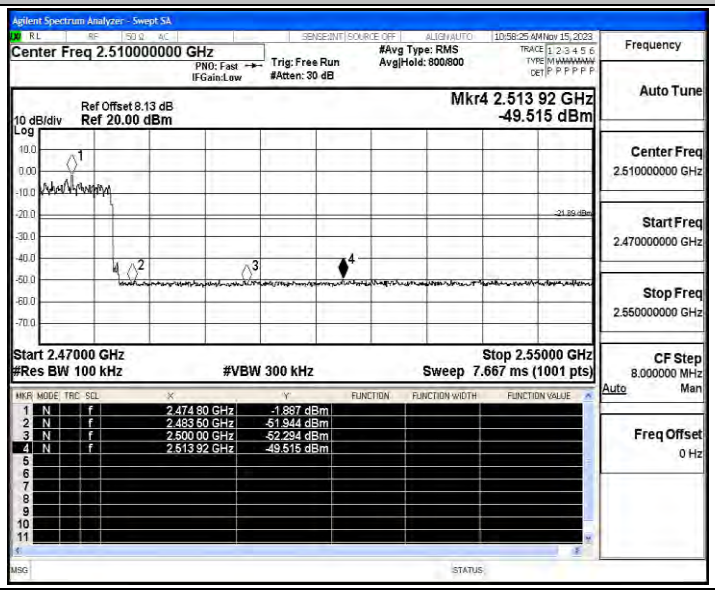

A.7 Conducted Spurious Emission

Test Result

TestMode	Antenna	Channel	FreqRange [MHz]	RefLevel [dBm]	Result [dBm]	Limit [dBm]	Verdict
DH5	Ant	2402	Reference	-1.90	-1.90	---	PASS
			30~1000	-1.90	-61.29	≤-21.9	PASS
			1000~26500	-1.90	-48.94	≤-21.9	PASS
		2441	Reference	-0.90	-0.90	---	PASS
			30~1000	-0.90	-61.9	≤-20.9	PASS
			1000~26500	-0.90	-48.31	≤-20.9	PASS
		2480	Reference	-0.97	-0.97	---	PASS
			30~1000	-0.97	-60.75	≤-20.97	PASS
			1000~26500	-0.97	-49.44	≤-20.97	PASS
2DH5	Ant	2402	Reference	-2.72	-2.72	---	PASS
			30~1000	-2.72	-61.72	≤-22.72	PASS
			1000~26500	-2.72	-48.3	≤-22.72	PASS
		2441	Reference	-2.70	-2.70	---	PASS
			30~1000	-2.70	-60.77	≤-22.7	PASS
			1000~26500	-2.70	-49.62	≤-22.7	PASS
		2480	Reference	-2.13	-2.13	---	PASS
			30~1000	-2.13	-61.17	≤-22.13	PASS
			1000~26500	-2.13	-49.63	≤-22.13	PASS
3DH5	Ant	2402	Reference	-2.02	-2.02	---	PASS
			30~1000	-2.02	-61.63	≤-22.02	PASS
			1000~26500	-2.02	-49	≤-22.02	PASS
		2441	Reference	-2.00	-2.00	---	PASS
			30~1000	-2.00	-61.86	≤-22	PASS
			1000~26500	-2.00	-47.46	≤-22	PASS
		2480	Reference	-2.47	-2.47	---	PASS
			30~1000	-2.47	-61.71	≤-22.47	PASS
			1000~26500	-2.47	-49.49	≤-22.47	PASS

Test Graphs

DH5_Ant_2402_0~Reference

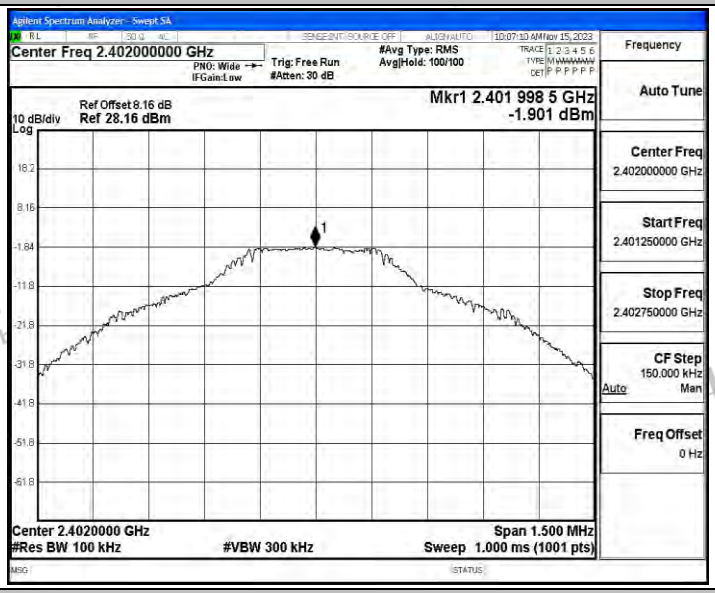

DH5_Ant_2402_30~1000

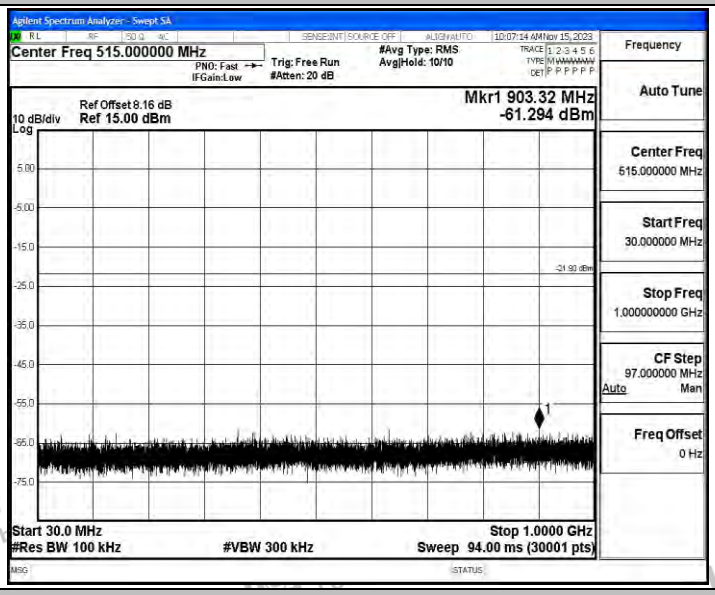

DH5_Ant_2402_1000~26500

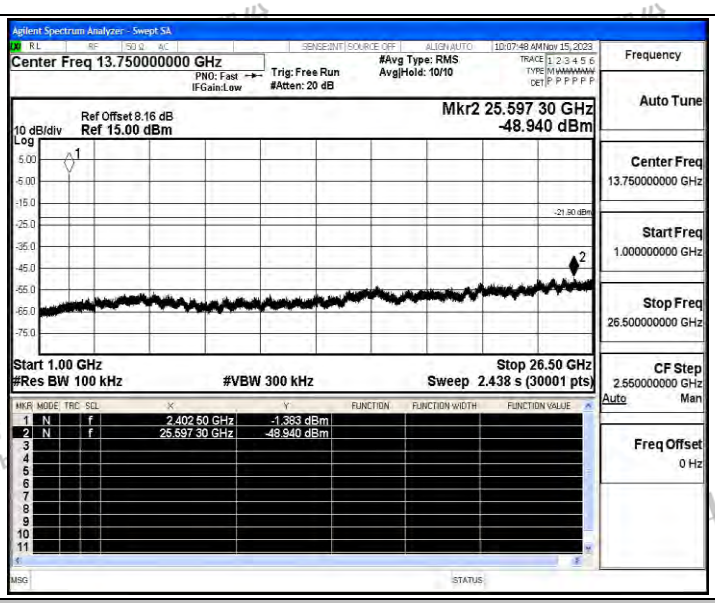

DH5_Ant_2441_0~Reference

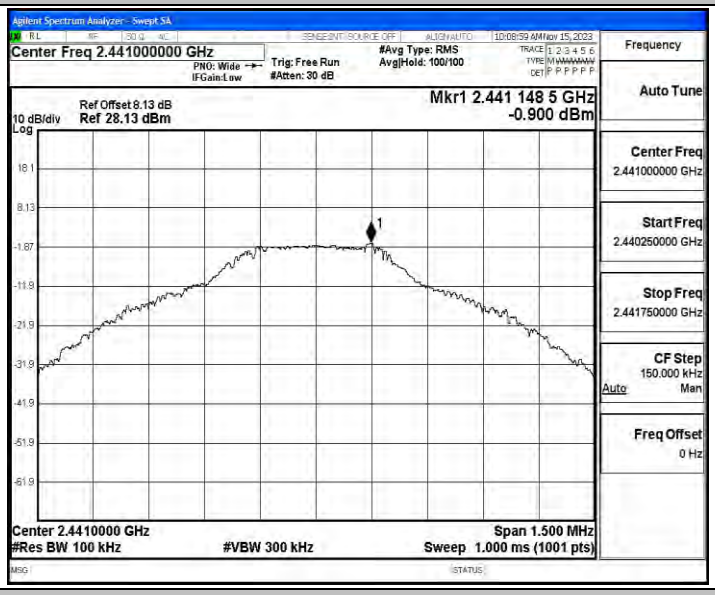

DH5_Ant_2441_30~1000

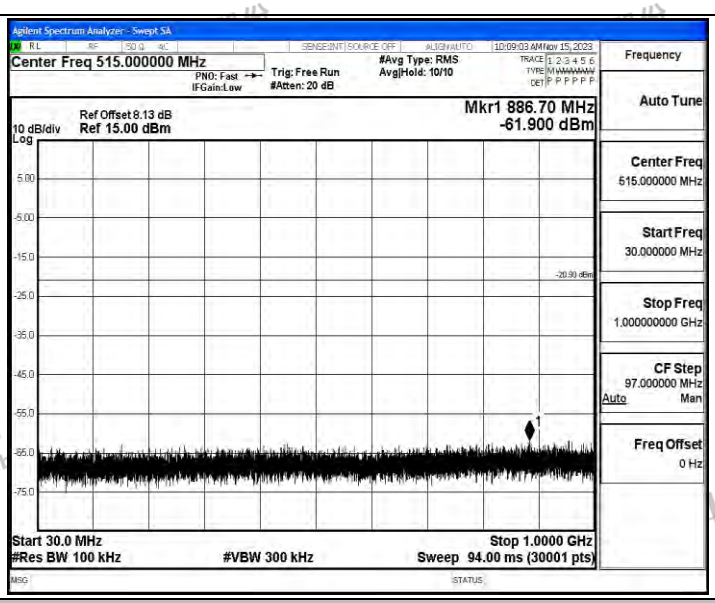

DH5_Ant_2441_1000~26500

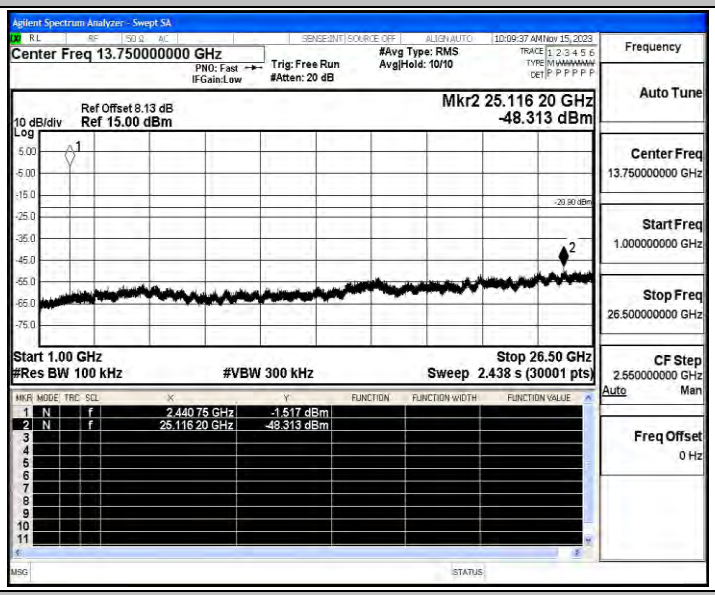

DH5_Ant_2480_0~Reference

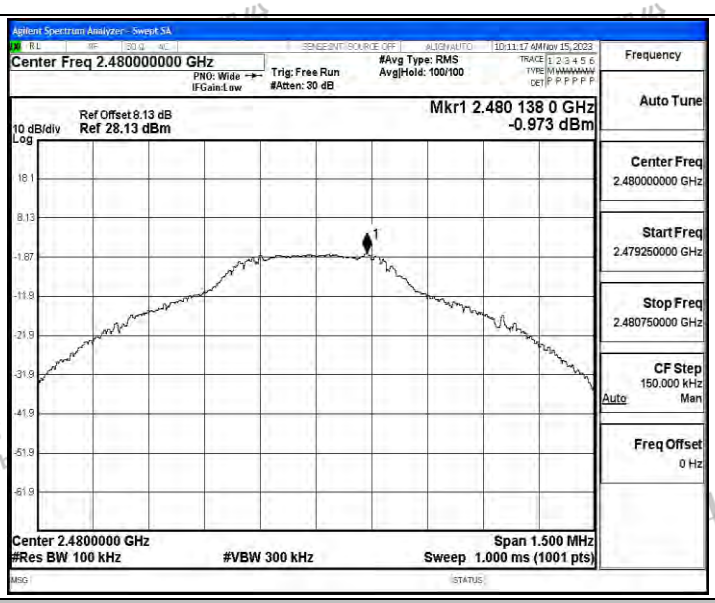

DH5_Ant_2480_30~1000

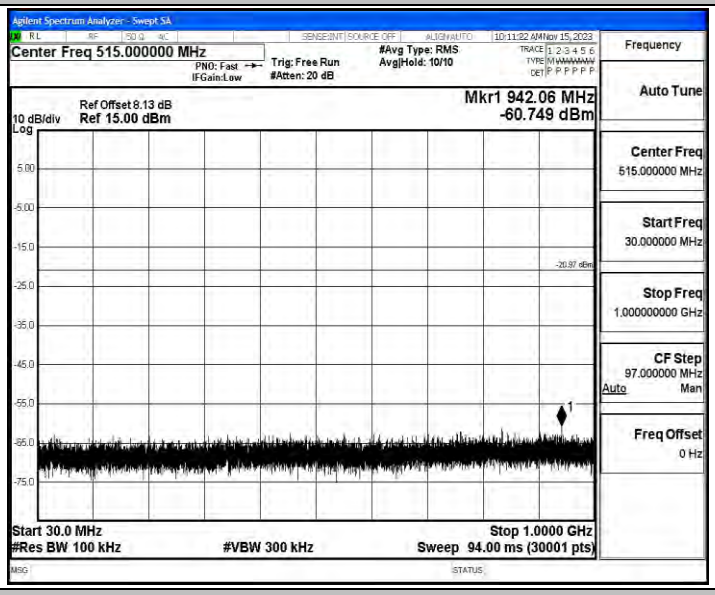

DH5_Ant_2480_1000~26500

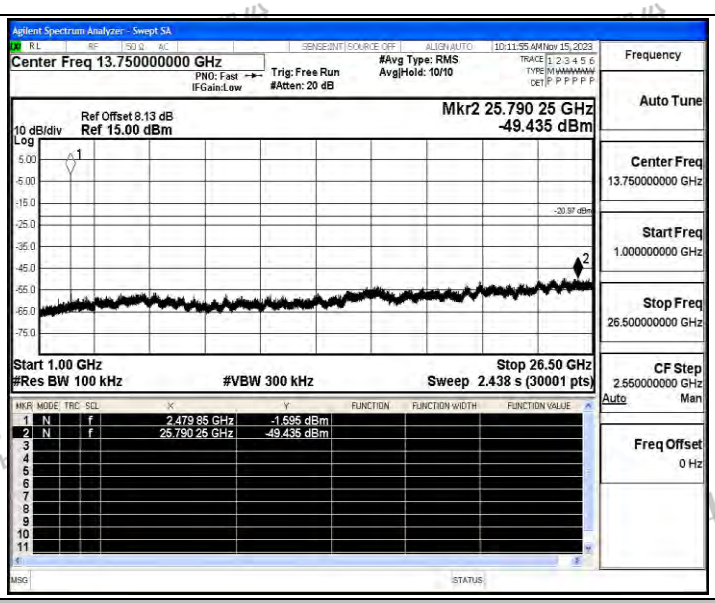

2DH5_Ant_2402_0~Reference

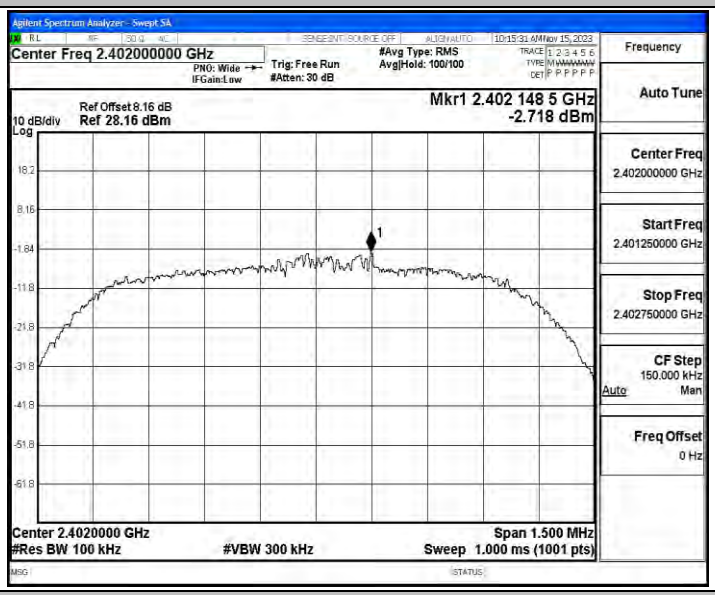

2DH5_Ant_2402_30~1000

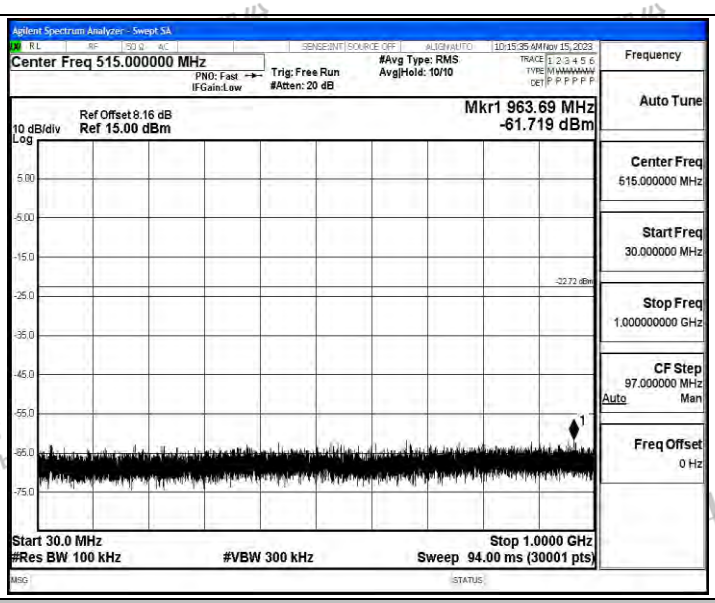

2DH5_Ant_2402_1000~26500

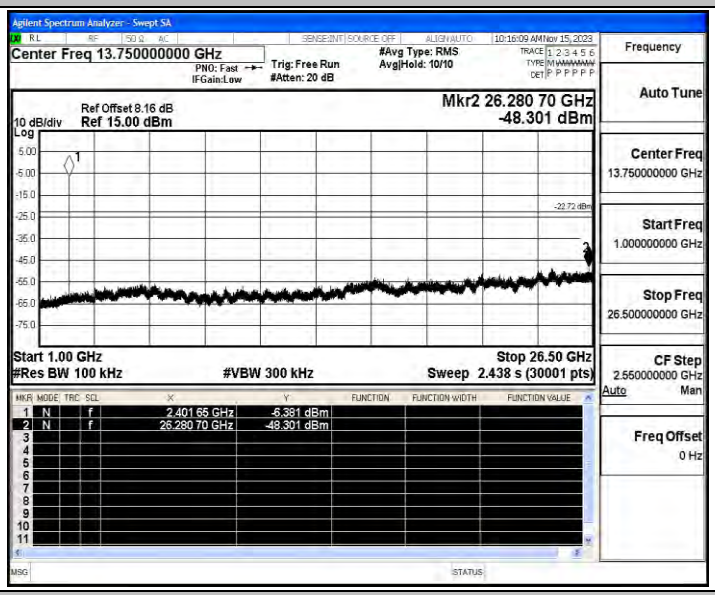

2DH5_Ant_2441_0~Reference

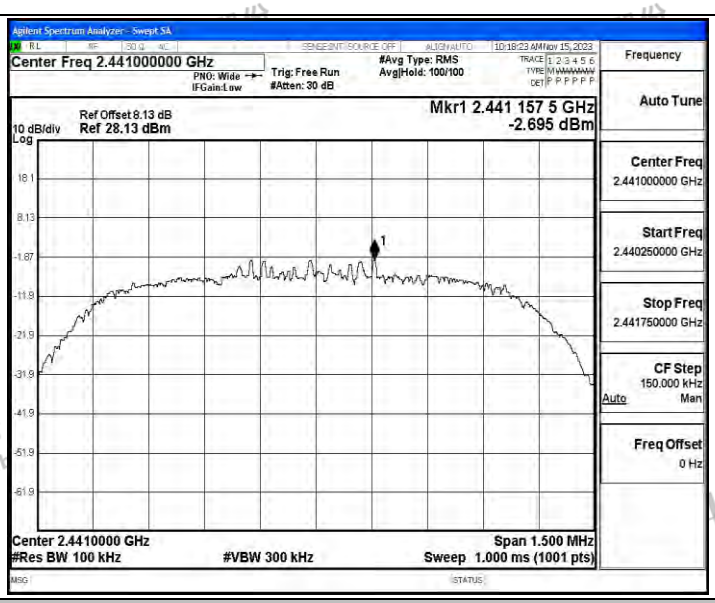

2DH5_Ant_2441_30~1000

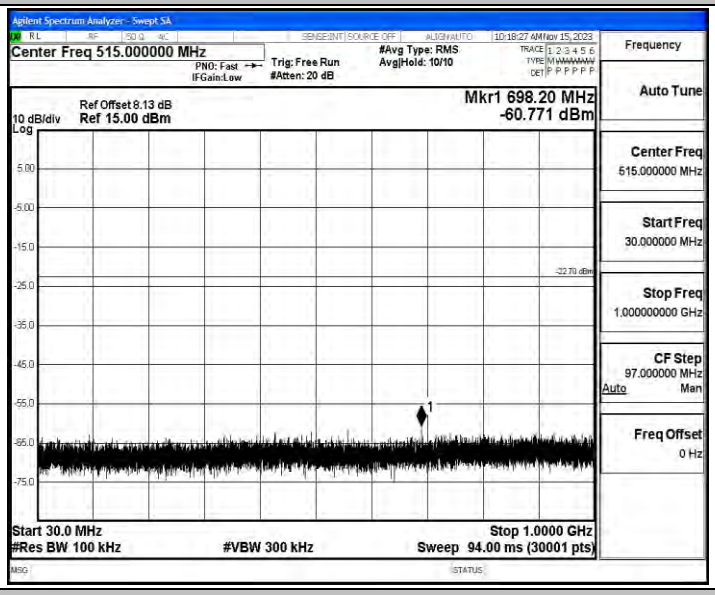

2DH5_Ant_2441_1000~26500

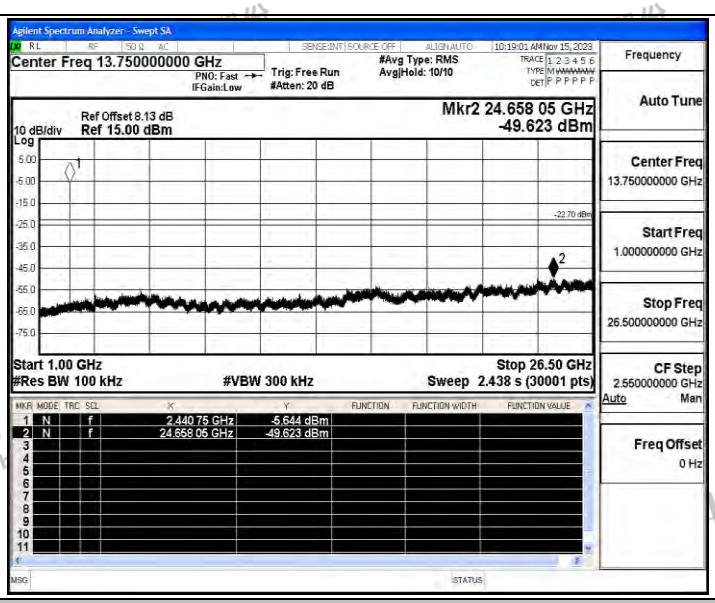

2DH5_Ant_2480_0~Reference

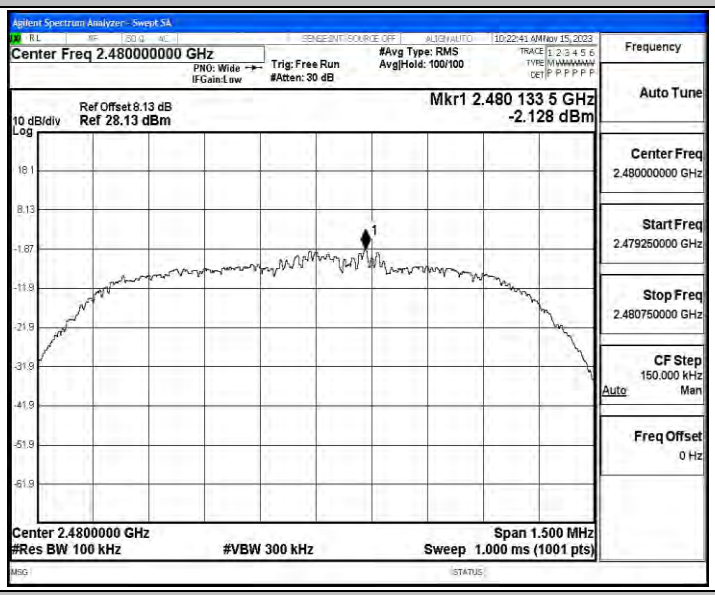

2DH5_Ant_2480_30~1000

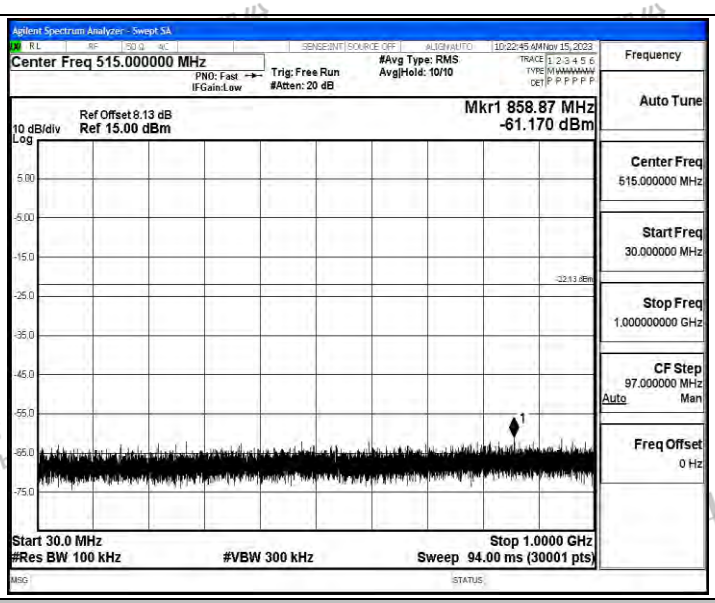

2DH5_Ant_2480_1000~26500

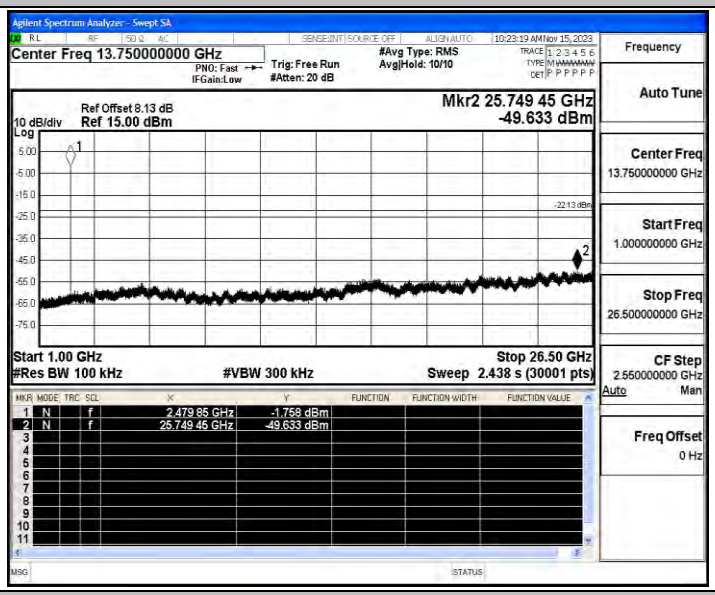

3DH5_Ant_2402_0~Reference

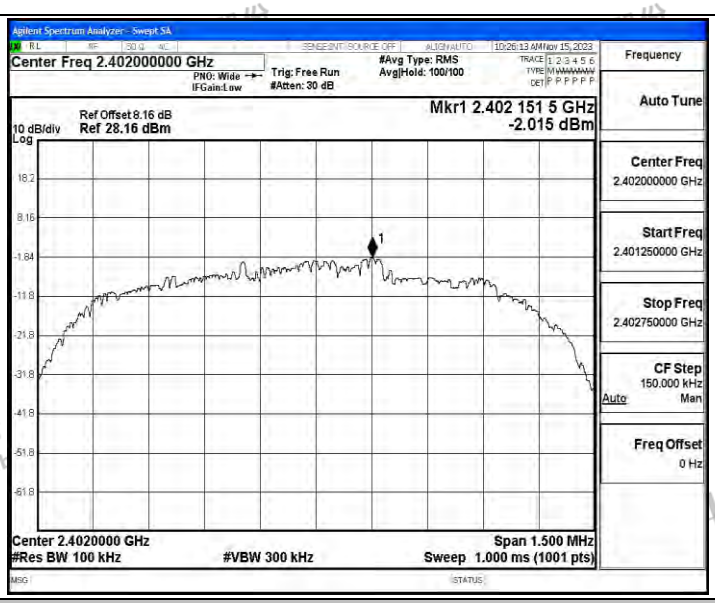

3DH5_Ant_2402_30~1000

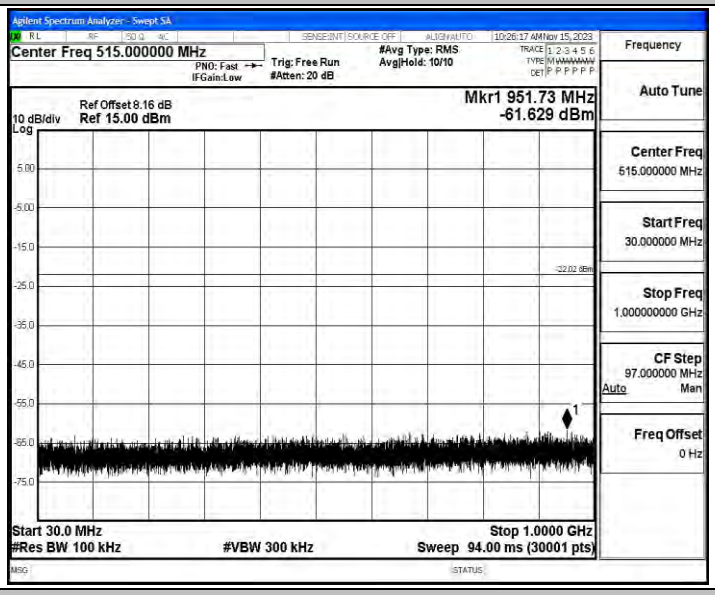

3DH5_Ant_2402_1000~26500

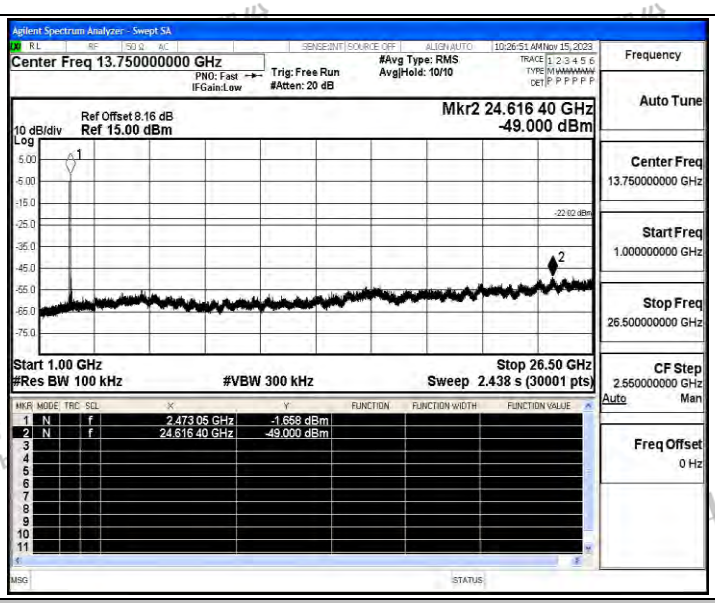

3DH5_Ant_2441_0~Reference

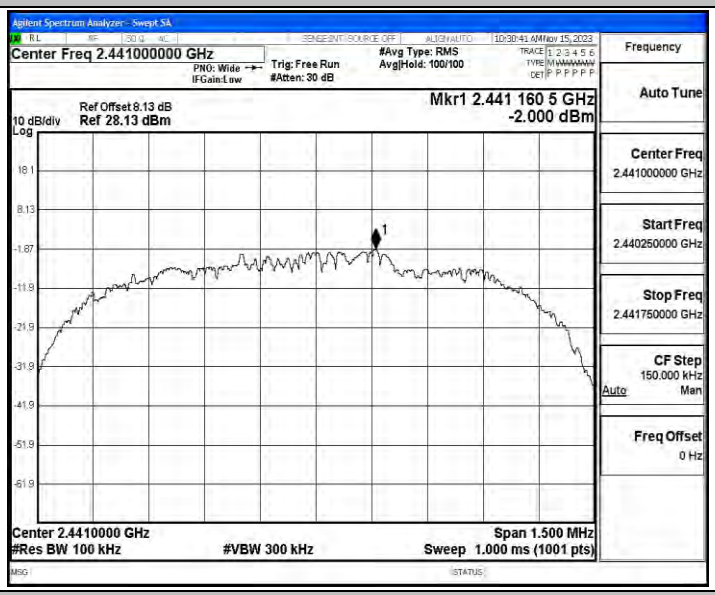

3DH5_Ant_2441_30~1000

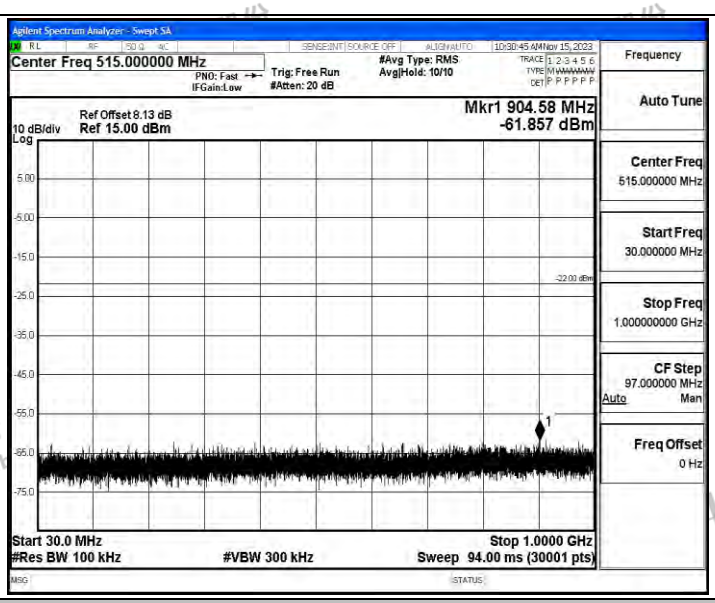

3DH5_Ant_2441_1000~26500

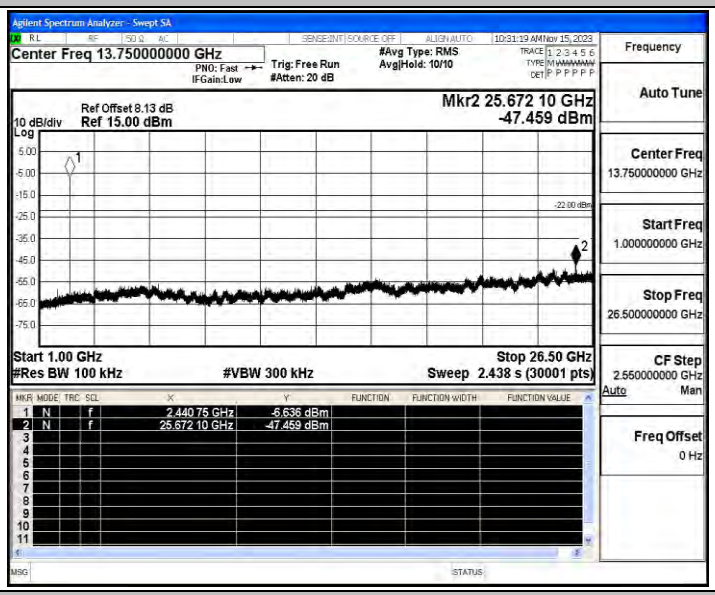

3DH5_Ant_2480_0~Reference

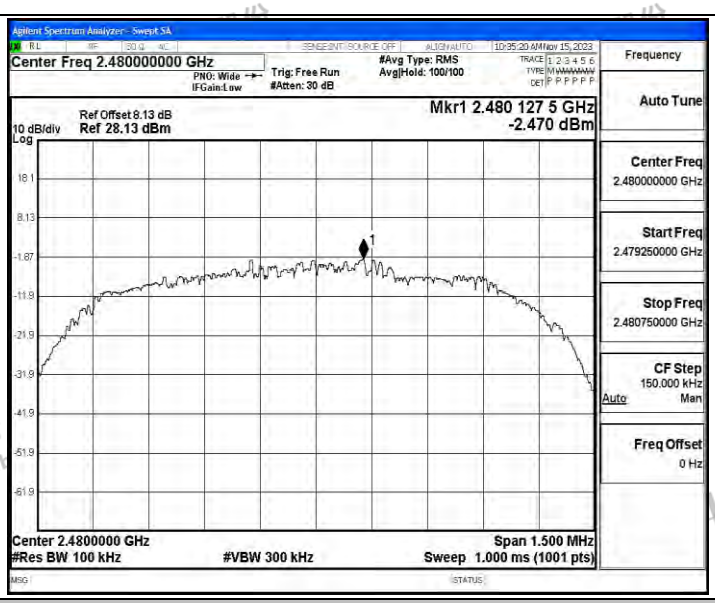

3DH5_Ant_2480_30~1000

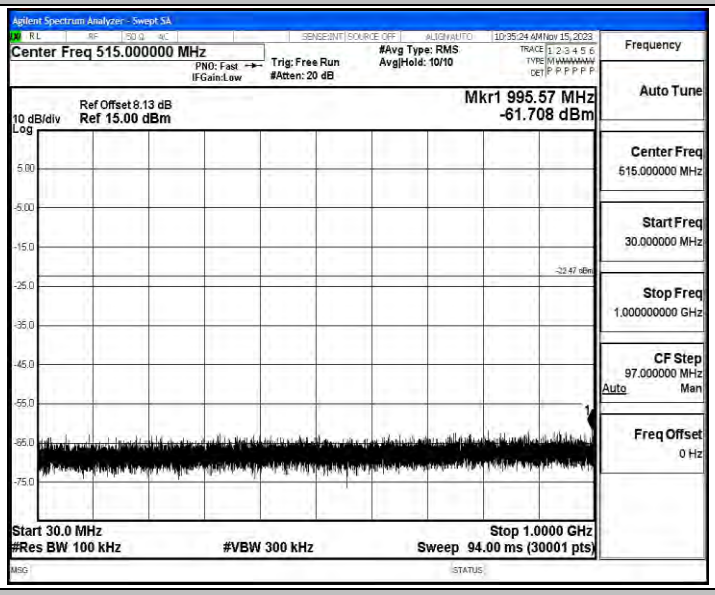

3DH5_Ant_2480_1000~26500

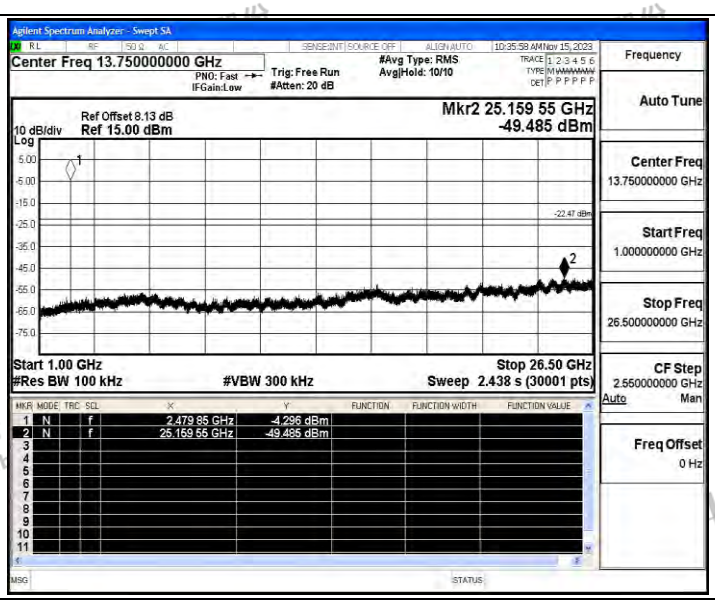
Agilent Spectrum Analyzer - Swept SA
Center Freq 13.750000000 GHz
PNO: Fast
IFGain:Low
Trig: Free Run
#Atten: 20 dB
#Avg Type: RMS
Avg|Hold: 10/10
10:35:58 AM Nov 15, 2023
Frequency
Auto Tune
Ref Offset 8.13 dB
10 dB/div Ref 15.00 dBm
Log
Mkr2 25.159 55 GHz
-49.485 dBm
-22.47 dBm
Center Freq
13.750000000 GHz
Start Freq
1.000000000 GHz
Stop Freq
26.500000000 GHz
Start 1.00 GHz
#Res BW 100 kHz
#VBW 300 kHz
Stop 26.50 GHz
Sweep 2.438 s (30001 pts)
CF Step
2.550000000 GHz
Auto Man
Freq Offset
0 Hz
1 N f 2.479 85 GHz -4.296 dBm
2 N f 25.159 55 GHz -49.485 dBm
MSG
STATUS

A.8 Emissions in Restricted Bands

Test Result

TestMode	Antenna	ChName	Channel	Detector	Freq. [MHz]	Result [dBm]	Limit [dBm]	Result [dBuV/m]	Limit [dBuV/m]	Verdict
DH5	Ant	Low	2402	AV	2310.000	-49.08	≤-41.20	46.12	≤54	PASS
				AV	2380.010	-48.53	≤-41.20	46.67	≤54	PASS
				AV	2390.000	-48.8	≤-41.20	46.40	≤54	PASS
				Peak	2310.000	-41.49	≤-21.20	53.71	≤74	PASS
				Peak	2346.410	-39.73	≤-21.20	55.47	≤74	PASS
				Peak	2390.000	-43.38	≤-21.20	51.82	≤74	PASS
		High	2480	AV	2483.500	-48.45	≤-41.20	46.75	≤54	PASS
				AV	2496.400	-48.43	≤-41.20	46.77	≤54	PASS
				AV	2500.000	-48.62	≤-41.20	46.58	≤54	PASS
				Peak	2483.500	-44.51	≤-21.20	50.69	≤74	PASS
				Peak	2485.520	-37.76	≤-21.20	57.44	≤74	PASS
				Peak	2500.000	-42.91	≤-21.20	52.29	≤74	PASS
		Low	Hop_2402	Peak	2310.000	-40.07	≤-21.20	55.13	≤74	PASS
				Peak	2347.775	-38.54	≤-21.20	56.66	≤74	PASS
				Peak	2390.000	-38.96	≤-21.20	56.24	≤74	PASS
		High	Hop_2480	Peak	2483.500	-39.02	≤-21.20	56.18	≤74	PASS
				Peak	2484.000	-37.89	≤-21.20	57.31	≤74	PASS
				Peak	2500.000	-40.71	≤-21.20	54.49	≤74	PASS
2DH5	Ant	Low	2402	AV	2310.000	-49.03	≤-41.20	46.17	≤54	PASS
				AV	2388.935	-48.1	≤-41.20	47.10	≤54	PASS
				AV	2390.000	-48.79	≤-41.20	46.41	≤54	PASS
				Peak	2310.000	-44.02	≤-21.20	51.18	≤74	PASS
				Peak	2342.735	-38.73	≤-21.20	56.47	≤74	PASS
				Peak	2390.000	-42.57	≤-21.20	52.63	≤74	PASS
		High	2480	AV	2483.500	-48.43	≤-41.20	46.77	≤54	PASS
				AV	2483.520	-48.43	≤-41.20	46.77	≤54	PASS
				AV	2500.000	-48.48	≤-41.20	46.72	≤54	PASS
				Peak	2483.500	-42.03	≤-21.20	53.17	≤74	PASS
				Peak	2489.600	-38.94	≤-21.20	56.26	≤74	PASS
				Peak	2500.000	-42.27	≤-21.20	52.93	≤74	PASS
		Low	Hop_2402	Peak	2310.000	-41.53	≤-21.20	53.67	≤74	PASS
				Peak	2378.120	-38.5	≤-21.20	56.70	≤74	PASS
				Peak	2390.000	-41.52	≤-21.20	53.68	≤74	PASS
		High	Hop_2480	Peak	2483.500	-39.46	≤-21.20	55.74	≤74	PASS
				Peak	2489.760	-37.69	≤-21.20	57.51	≤74	PASS

				Peak	2500.000	-39.46	≤-21.20	55.74	≤74	PASS
3DH5	Ant	Low	2402	AV	2310.000	-49.07	≤-41.20	46.13	≤54	PASS
				AV	2386.100	-48.57	≤-41.20	46.63	≤54	PASS
				AV	2390.000	-48.71	≤-41.20	46.49	≤54	PASS
				Peak	2310.000	-42.88	≤-21.20	52.32	≤74	PASS
				Peak	2384.315	-39.48	≤-21.20	55.72	≤74	PASS
				Peak	2390.000	-43.48	≤-21.20	51.72	≤74	PASS
		High	2480	AV	2483.500	-48.46	≤-41.20	46.74	≤54	PASS
				AV	2483.520	-48.46	≤-41.20	46.74	≤54	PASS
				AV	2500.000	-48.64	≤-41.20	46.56	≤54	PASS
				Peak	2483.500	-43.12	≤-21.20	52.08	≤74	PASS
				Peak	2498.400	-40.25	≤-21.20	54.95	≤74	PASS
				Peak	2500.000	-44.03	≤-21.20	51.17	≤74	PASS
		Low	Hop_2402	Peak	2310.000	-40.58	≤-21.20	54.62	≤74	PASS
				Peak	2345.885	-38.35	≤-21.20	56.85	≤74	PASS
				Peak	2390.000	-40.66	≤-21.20	54.54	≤74	PASS
		High	Hop_2480	Peak	2483.500	-40.26	≤-21.20	54.94	≤74	PASS
				Peak	2492.640	-37.68	≤-21.20	57.52	≤74	PASS
				Peak	2500.000	-40.66	≤-21.20	54.54	≤74	PASS

Note:

1. The Antenna Gain is compensated in the graph.
2. The limit in dBm for average detector is conversion from 54dBuV/m, according to 15.209(a). The limit in dBm for peak detector is 20dB above the limit of average detector in dBm.

Test Graphs

DH5_Ant_Low_2402_AV

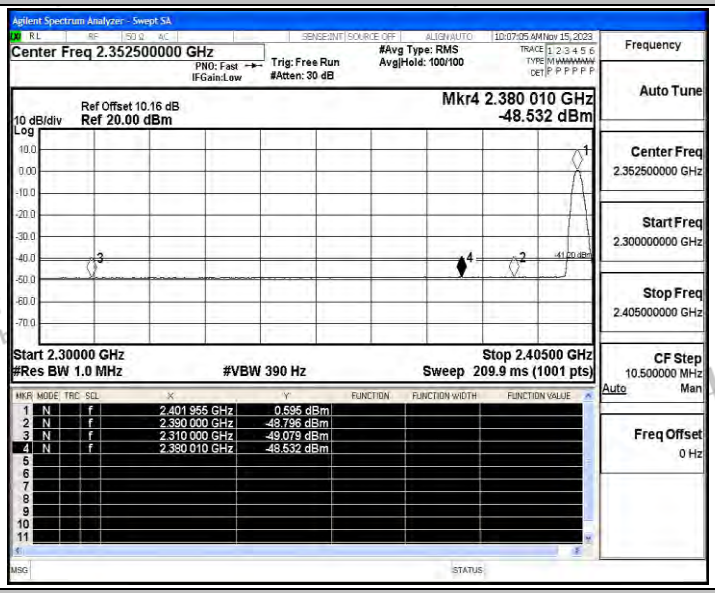

DH5_Ant_Low_2402_Peak

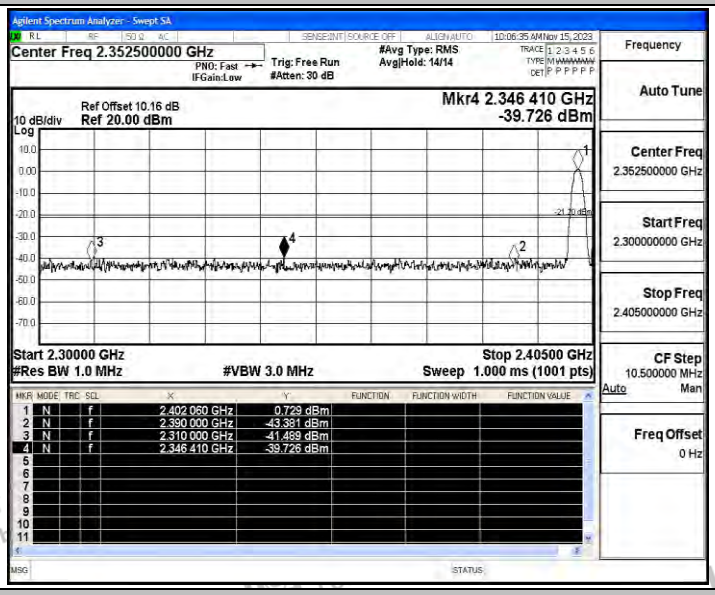

DH5_Ant_High_2480_AV

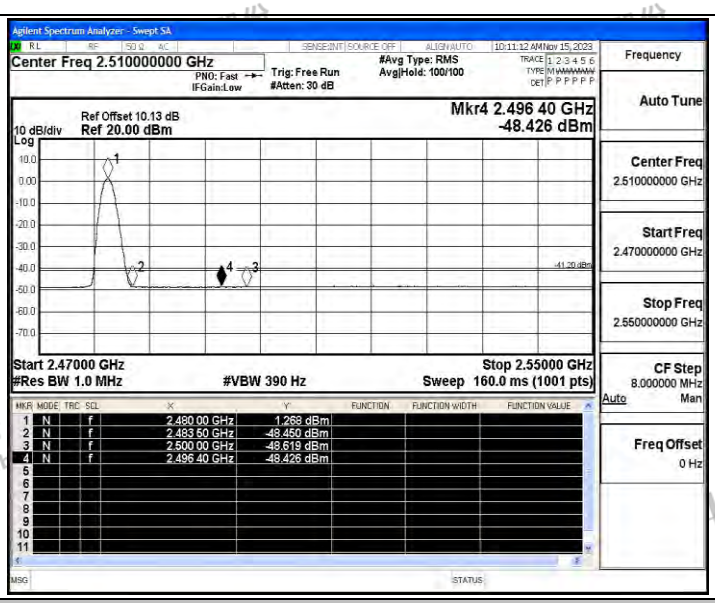

DH5_Ant_High_2480_Peak

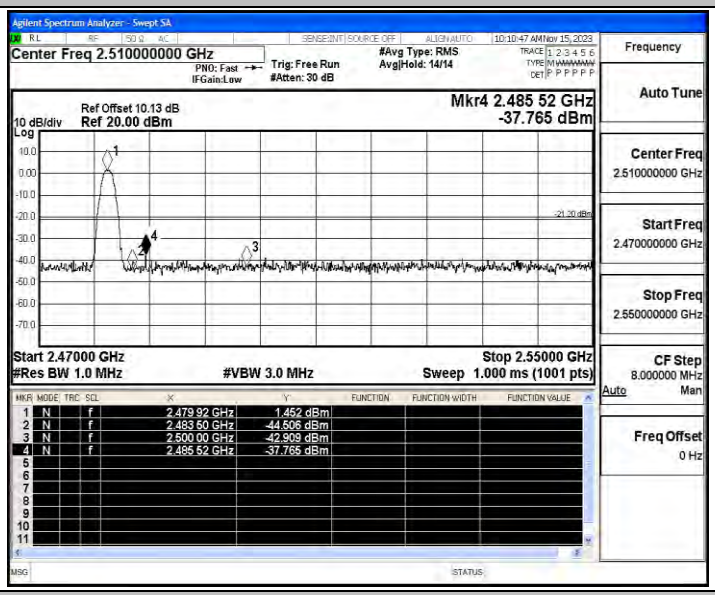

DH5_Ant_Low_Hop_2402_Peak

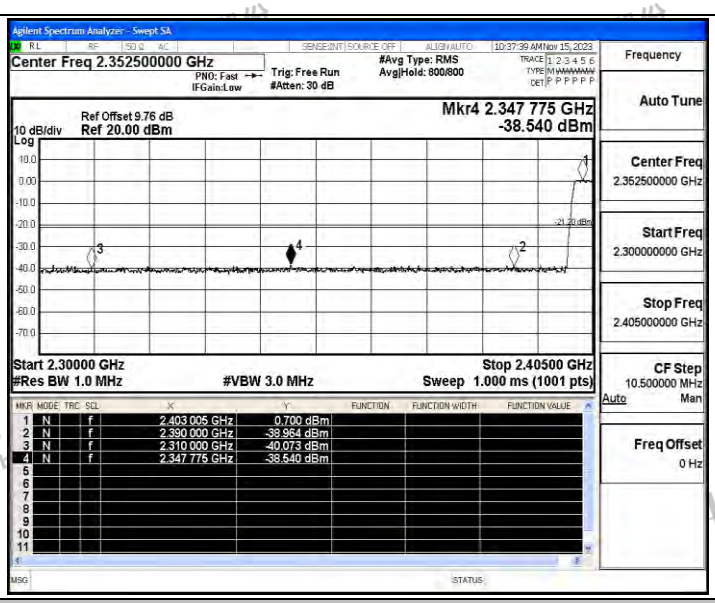

DH5_Ant_High_Hop_2480_Peak

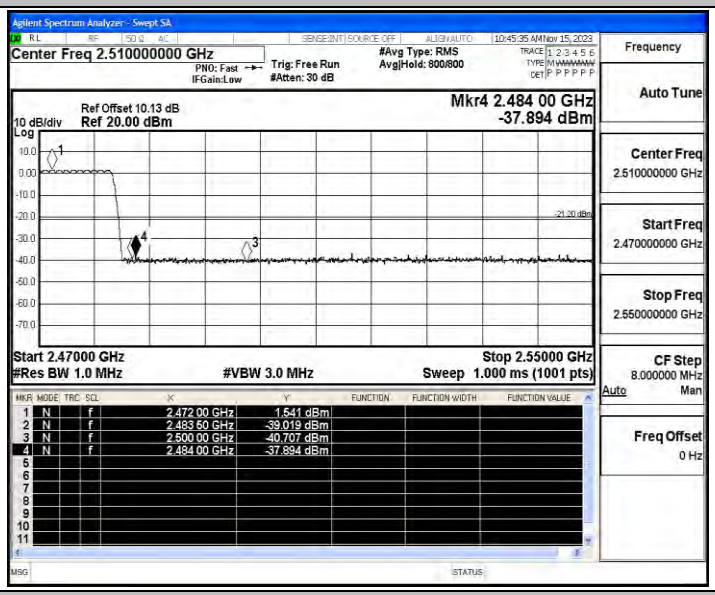

2DH5_Ant_Low_2402_AV

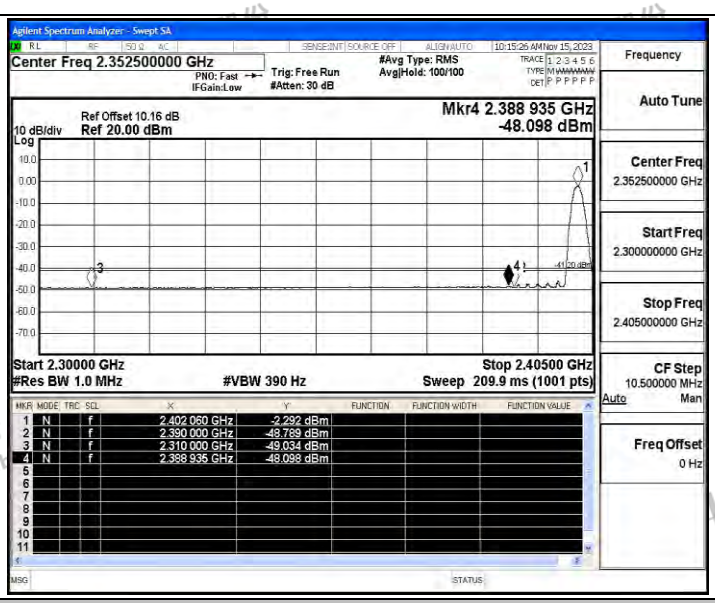

2DH5_Ant_Low_2402_Peak

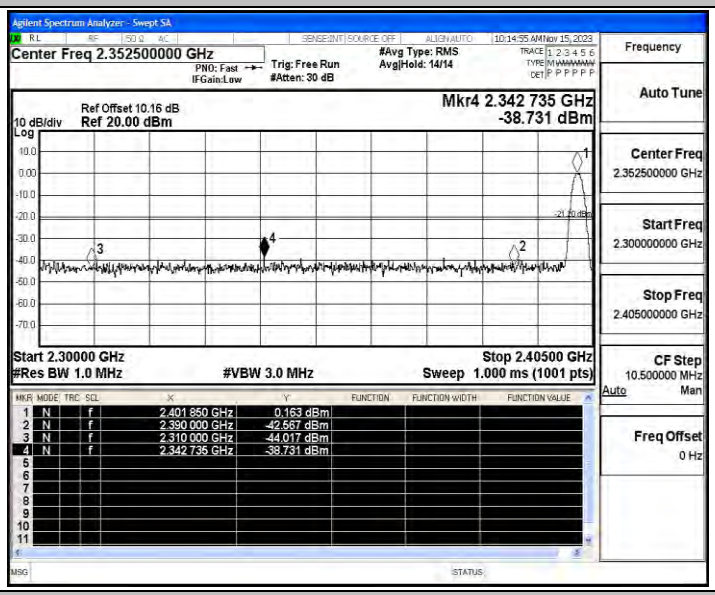

2DH5_Ant_High_2480_AV

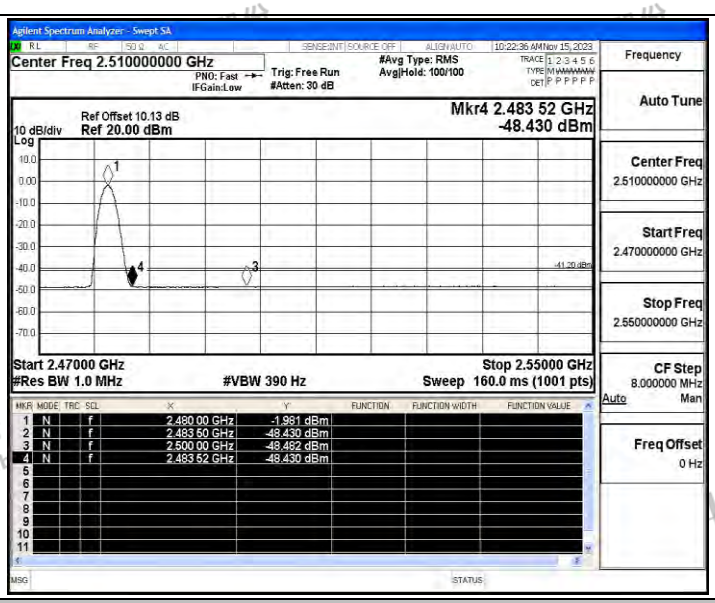

2DH5_Ant_High_2480_Peak

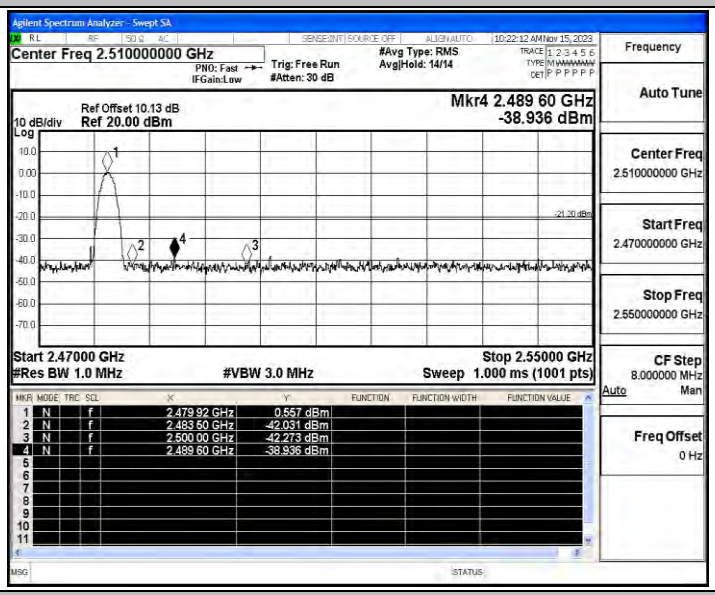

2DH5_Ant_Low_Hop_2402_Peak

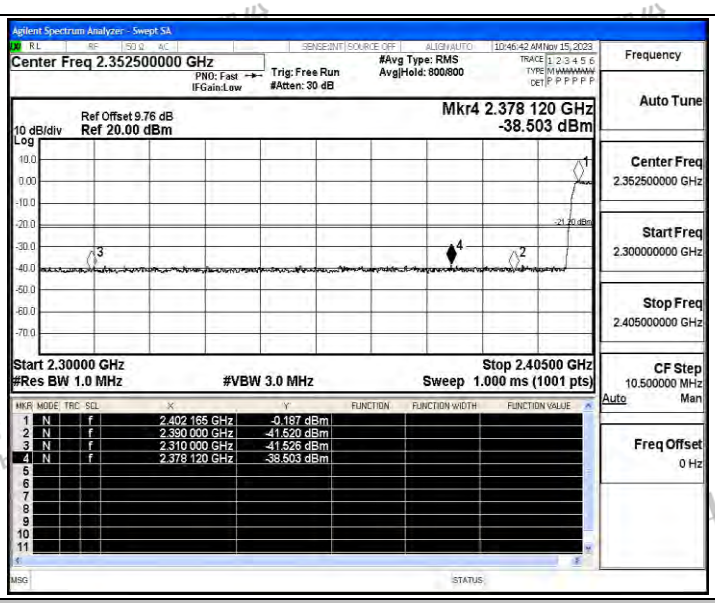

2DH5_Ant_High_Hop_2480_Peak

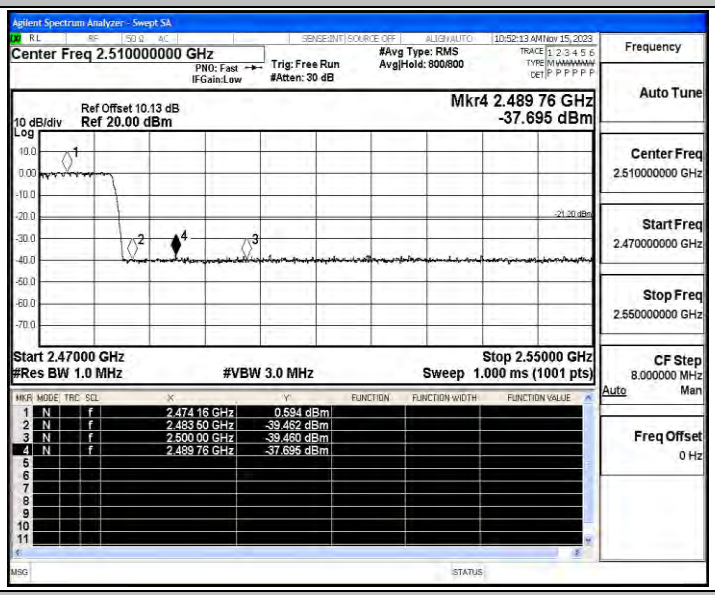

3DH5_Ant_Low_2402_AV

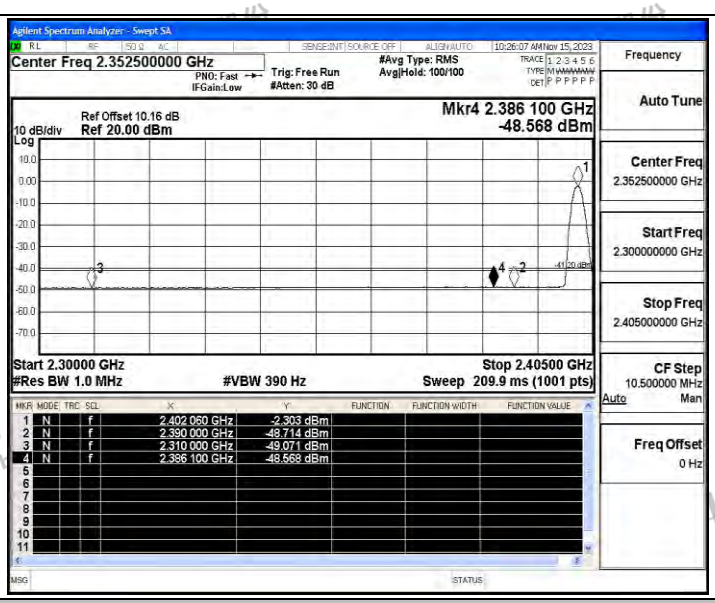

3DH5_Ant_Low_2402_Peak

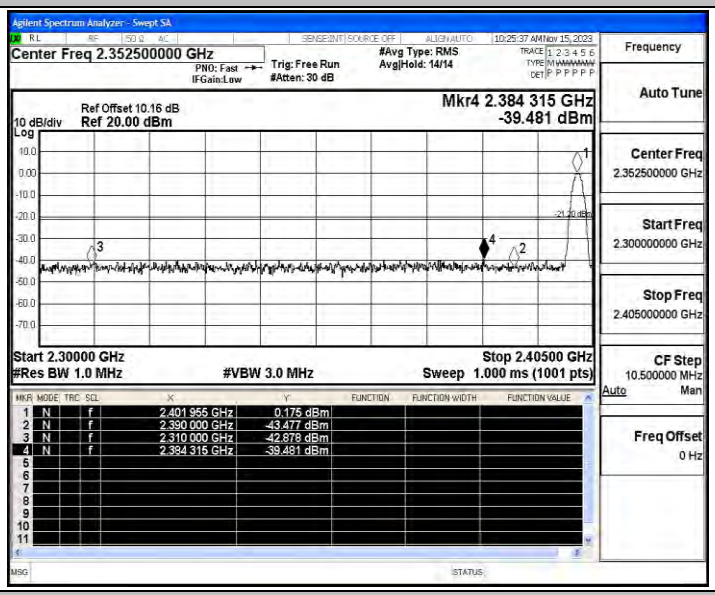

3DH5_Ant_High_2480_AV

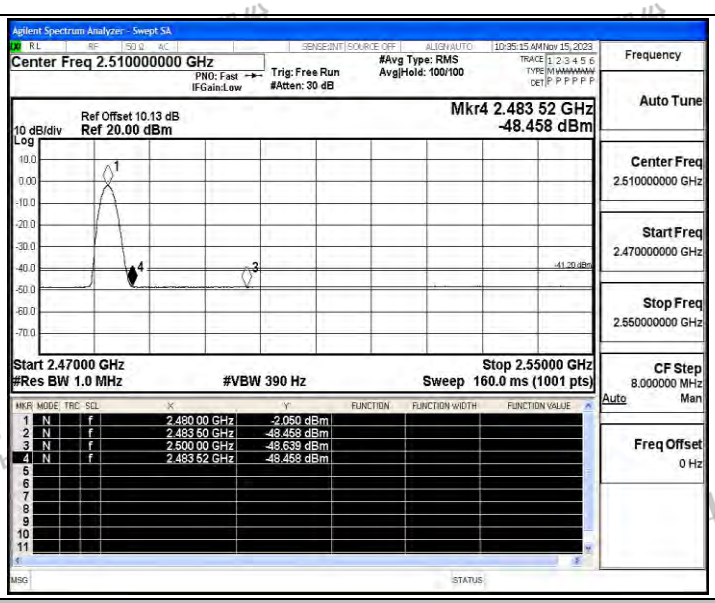

3DH5_Ant_High_2480_Peak

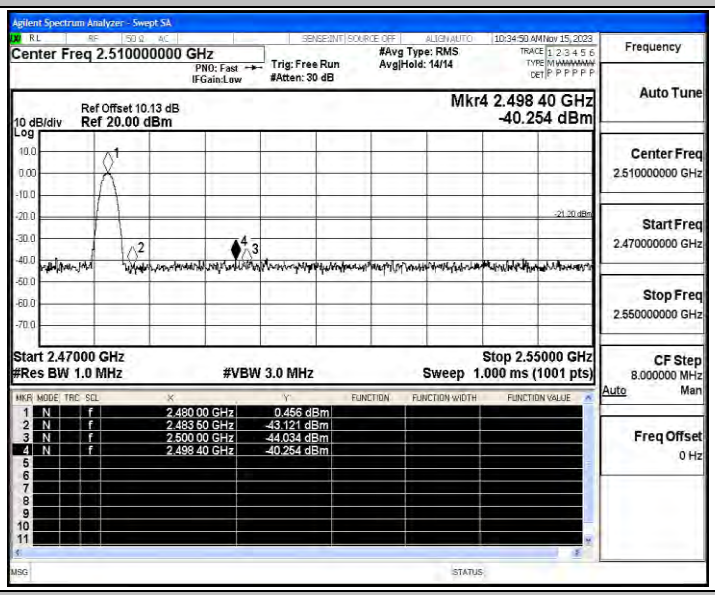

3DH5_Ant_Low_Hop_2402_Peak

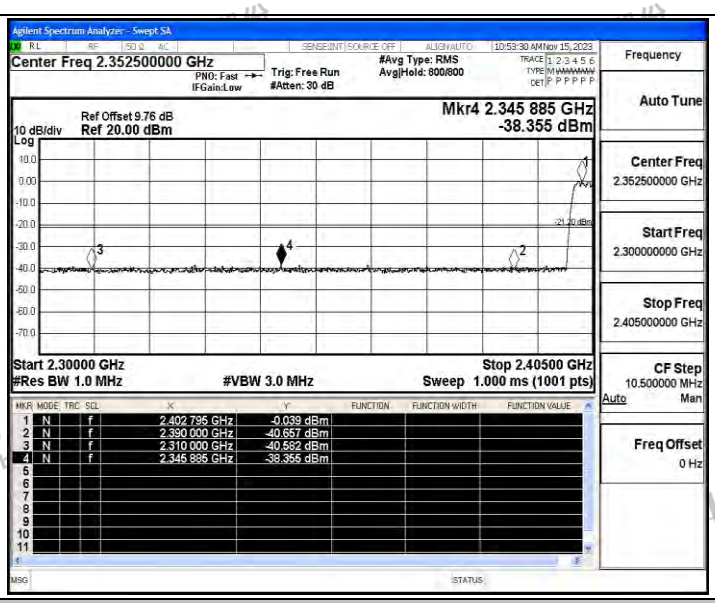
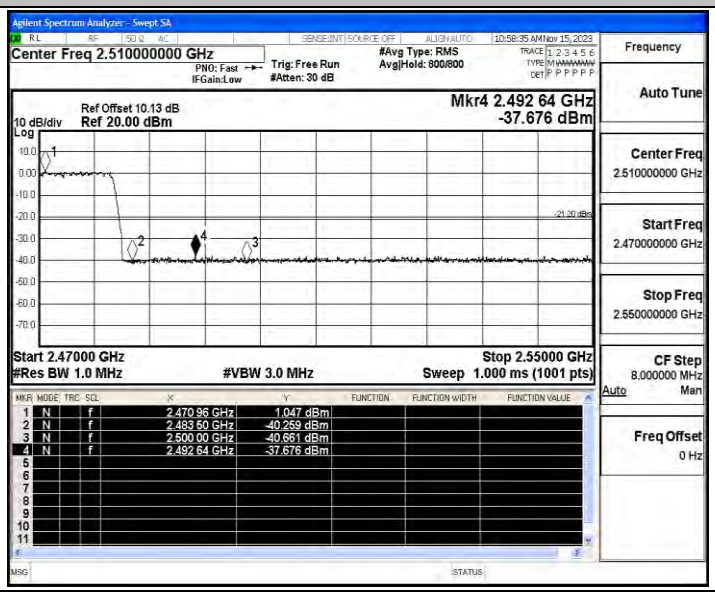
3DH5_Ant_High_Hop_2480_Peak