Test Graphs

BLE_1M_Ant1_2402

BLE_1M_Ant1_2440

BLE_1M_Ant1_2480

BLE_2M_Ant1_2402

BLE_2M_Ant1_2440

BLE_2M_Ant1_2480

Appendix C: Maximum conducted output power

Test Result

Test Mode	Antenna	Freq(MHz)	Conducted Peak Powert[dBm]	Conducted Limit[dBm]	Gain [dBi]	EIRP[dBm]	EIRP Limit[dBm]	Verdict
BLE_1M	Ant1	2402	-1.3	≤30	1.85	0.55	≤36	PASS
		2440	-3.46	≤30	1.85	-1.61	≤36	PASS
		2480	-4.62	≤30	1.85	-2.77	≤36	PASS
BLE_2M	Ant1	2402	-1.36	≤30	1.85	0.49	≤36	PASS
		2440	-3.57	≤30	1.85	-1.72	≤36	PASS
		2480	-4.7	≤30	1.85	-2.85	≤36	PASS

Test Graphs

BLE_1M_Ant1_2402

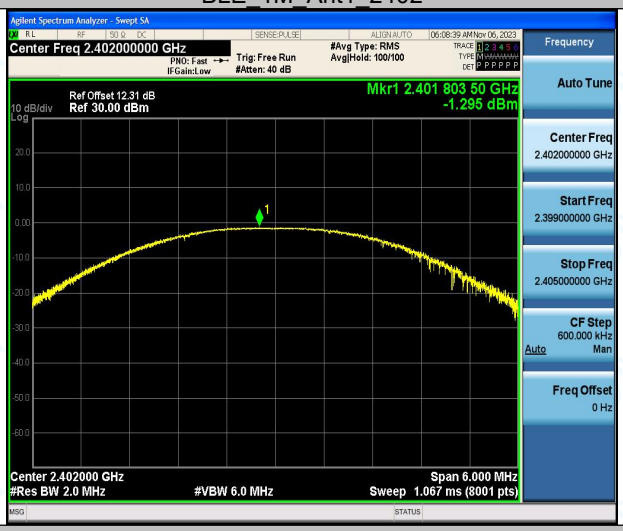

BLE_1M_Ant1_2440

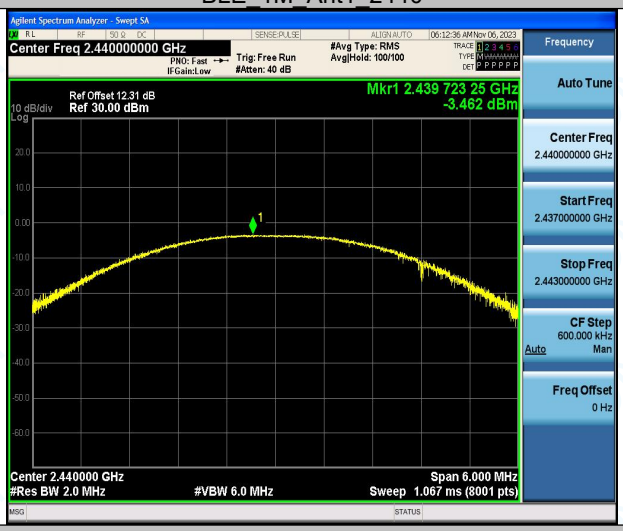

BLE_1M_Ant1_2480

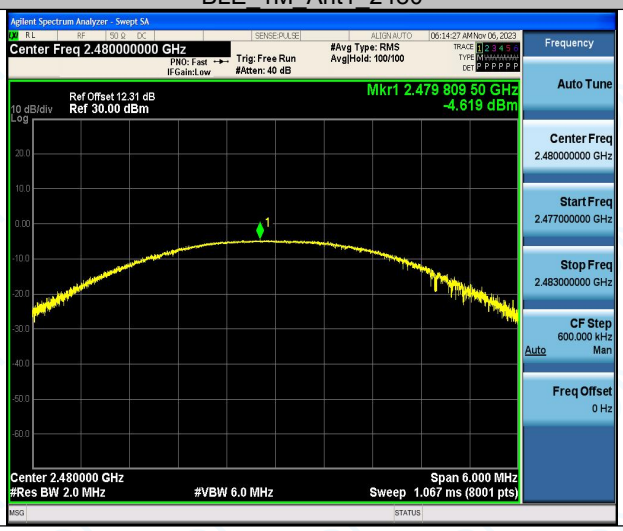

BLE_2M_Ant1_2402

BLE_2M_Ant1_2440

BLE_2M_Ant1_2480

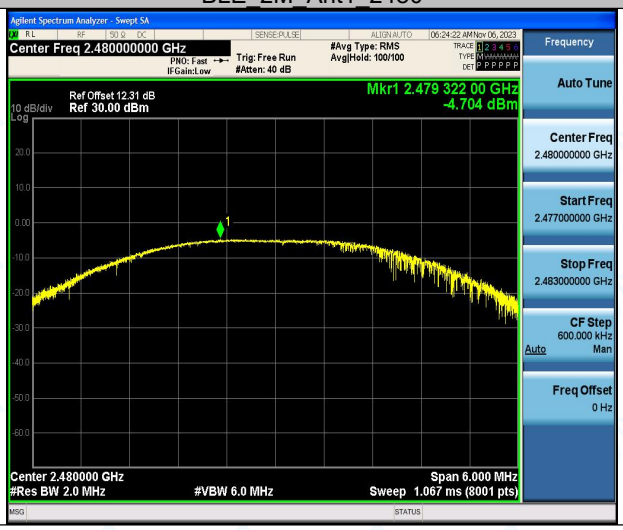

Appendix D: Maximum power spectral density

Test Result

Test Mode	Antenna	Freq(MHz)	Result[dBm/3kHz]	Limit[dBm/3kHz]	Verdict
BLE_1M	Ant1	2402	-19.86	≤8.00	PASS
		2440	-21.78	≤8.00	PASS
		2480	-23.19	≤8.00	PASS
BLE_2M	Ant1	2402	-21.94	≤8.00	PASS
		2440	-24.23	≤8.00	PASS
		2480	-25.57	≤8.00	PASS

Test Graphs

BLE_1M_Ant1_2402

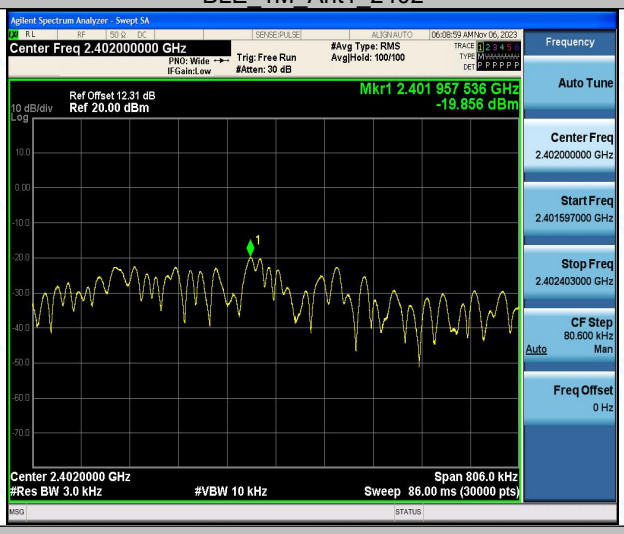

BLE_1M_Ant1_2440

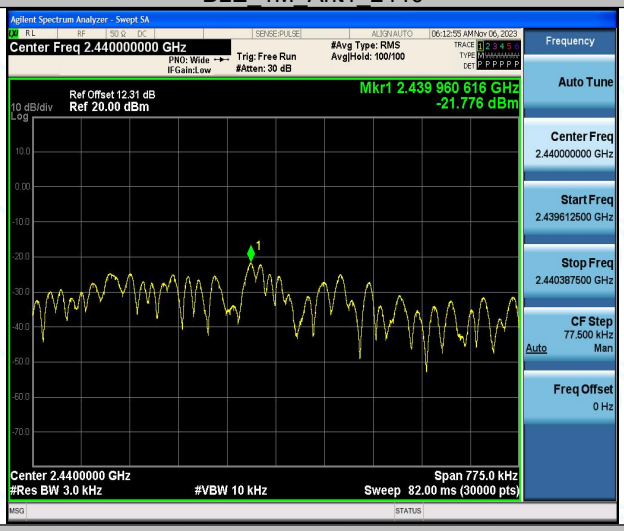

BLE_1M_Ant1_2480

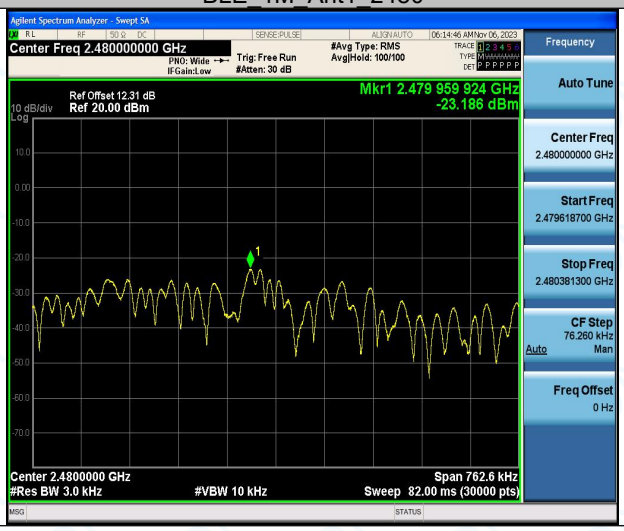

BLE_2M_Ant1_2402

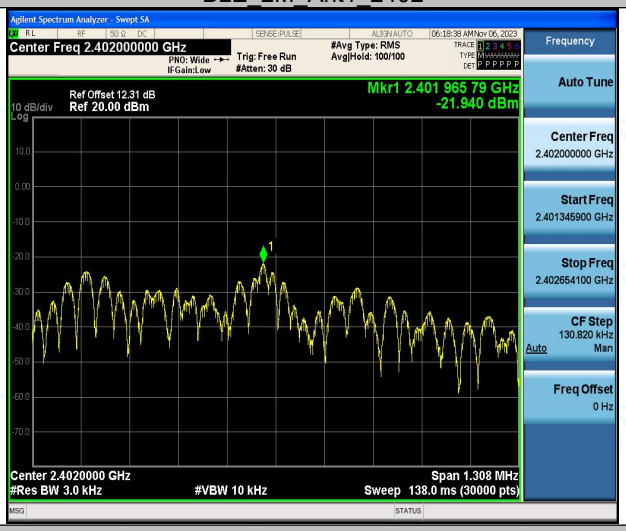

BLE_2M_Ant1_2440

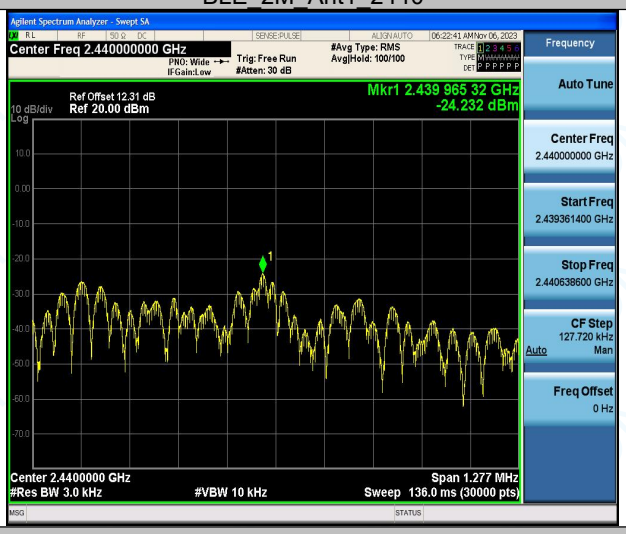

BLE_2M_Ant1_2480

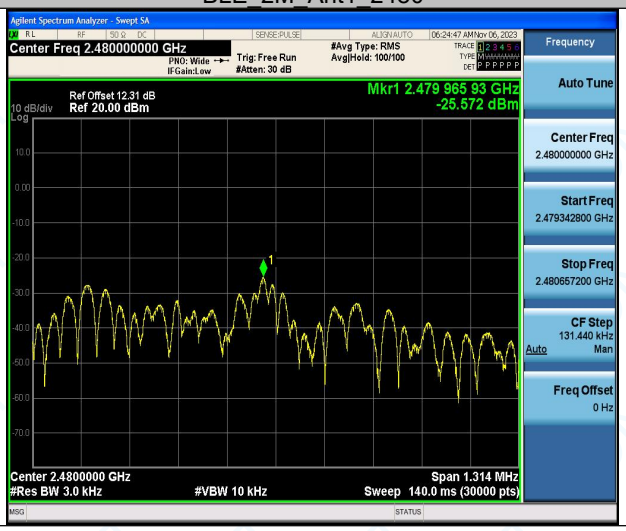

Appendix E: Band edge measurements

Test Result

TestMode	Antenna	ChName	Freq(MHz)	RefLevel[dBm]	Result[dBm]	Limit[dBm]	Verdict
BLE_1M	Ant1	Low	2402	-2.56	-46.93	≤-22.56	PASS
		High	2480	-5.98	-47	≤-25.98	PASS
BLE_2M	Ant1	Low	2402	-2.25	-46.6	≤-22.25	PASS
		High	2480	-5.97	-46.86	≤-25.97	PASS

Test Graphs

BLE_1M_Ant1_Low_2402

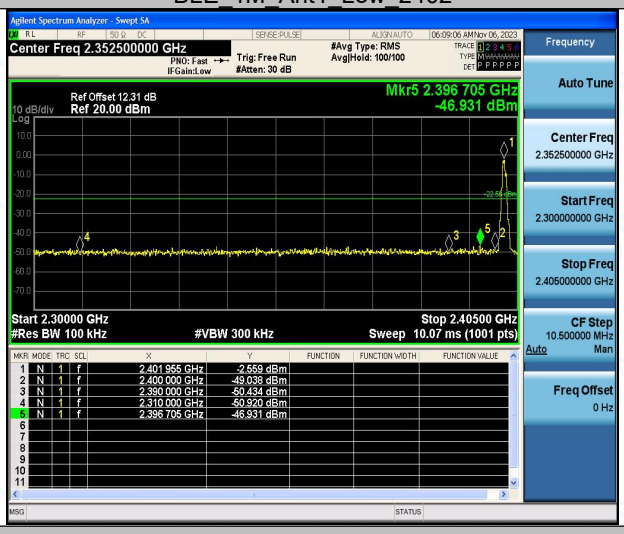

BLE_1M_Ant1_High_2480

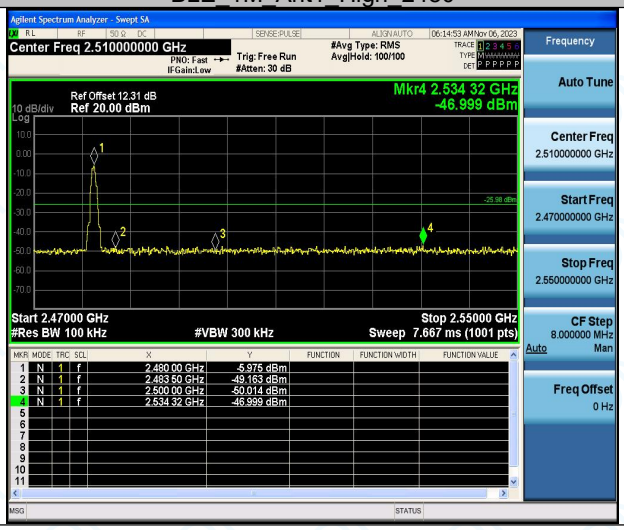

BLE_2M_Ant1_Low_2402

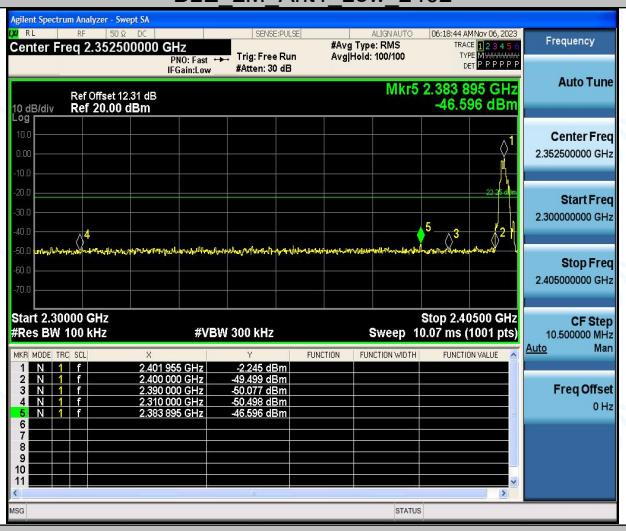

BLE_2M_Ant1_High_2480

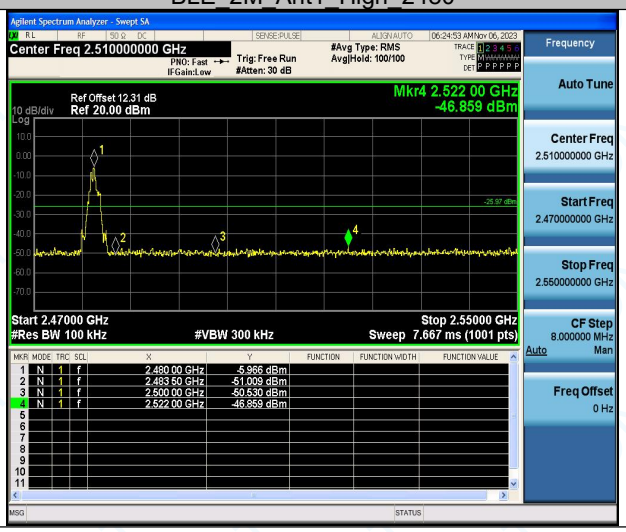

Appendix F: Conducted Spurious Emission

Test Result

Test Mode	Antenna	Freq(MHz)	Freq Range [MHz]	Ref Level [dBm]	Result[dBm]	Limit[dBm]	Verdict
BLE_1M	Ant1	2402	Reference	-1.77	-1.77	---	PASS
			30~1000	-1.77	-58.87	≤-21.77	PASS
			1000~26500	-1.77	-48.38	≤-21.77	PASS
		2440	Reference	-4.02	-4.02	---	PASS
			30~1000	-4.02	-58.82	≤-24.02	PASS
			1000~26500	-4.02	-48.89	≤-24.02	PASS
		2480	Reference	-5.40	-5.40	---	PASS
			30~1000	-5.40	-59.15	≤-25.4	PASS
			1000~26500	-5.40	-48.09	≤-25.4	PASS
BLE_2M	Ant1	2402	Reference	-2.28	-2.28	---	PASS
			30~1000	-2.28	-58.68	≤-22.28	PASS
			1000~26500	-2.28	-48.65	≤-22.28	PASS
		2440	Reference	-4.65	-4.65	---	PASS
			30~1000	-4.65	-59.22	≤-24.65	PASS
			1000~26500	-4.65	-48.14	≤-24.65	PASS
		2480	Reference	-5.89	-5.89	---	PASS
			30~1000	-5.89	-58.64	≤-25.89	PASS
			1000~26500	-5.89	-48.4	≤-25.89	PASS

Test Graphs

BLE_1M_Ant1_2402_0~Reference

BLE_1M_Ant1_2402_30~1000

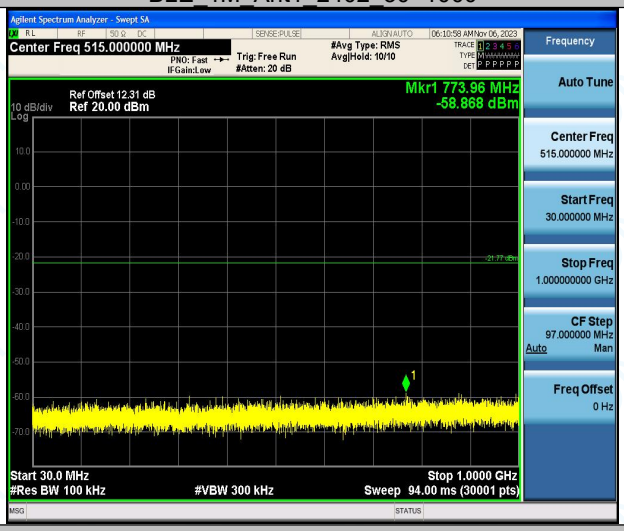

BLE_1M_Ant1_2402_1000~26500

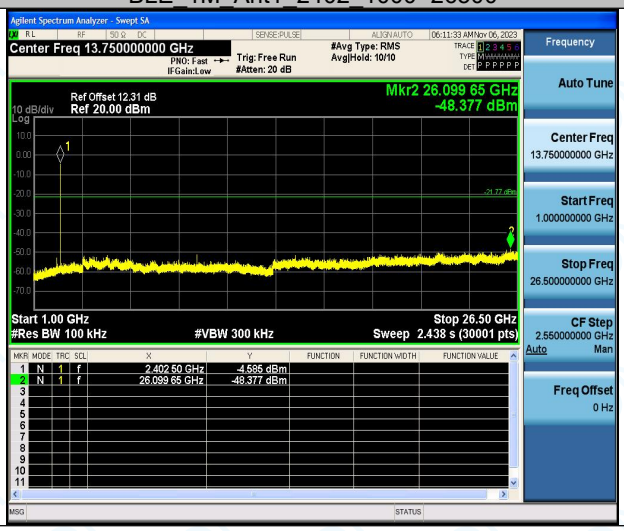

BLE_1M_Ant1_2440_0~Reference

BLE_1M_Ant1_2440_30~1000

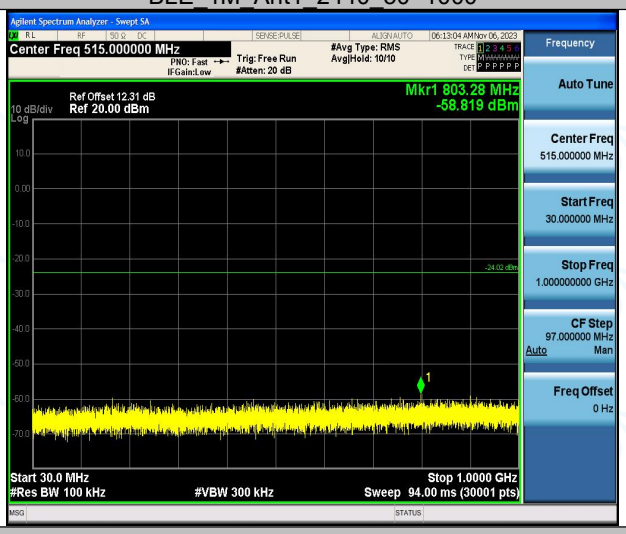

BLE_1M_Ant1_2440_1000~26500

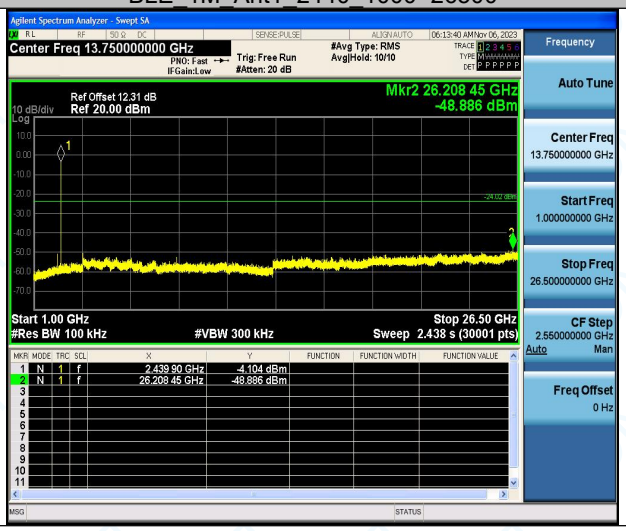

BLE_1M_Ant1_2480_0~Reference

BLE_1M_Ant1_2480_30~1000

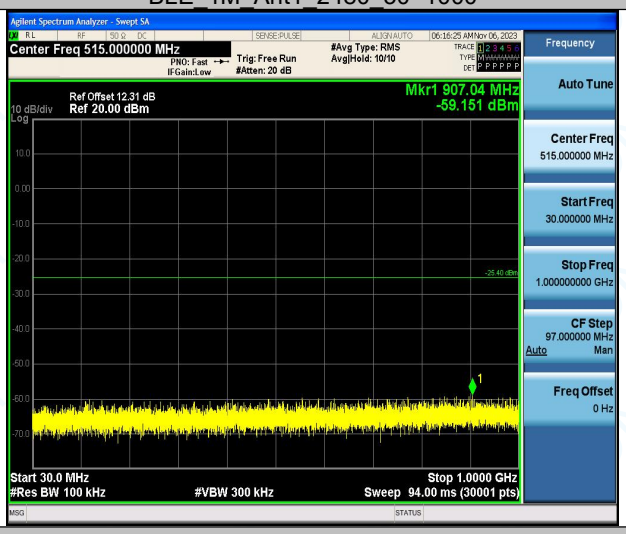
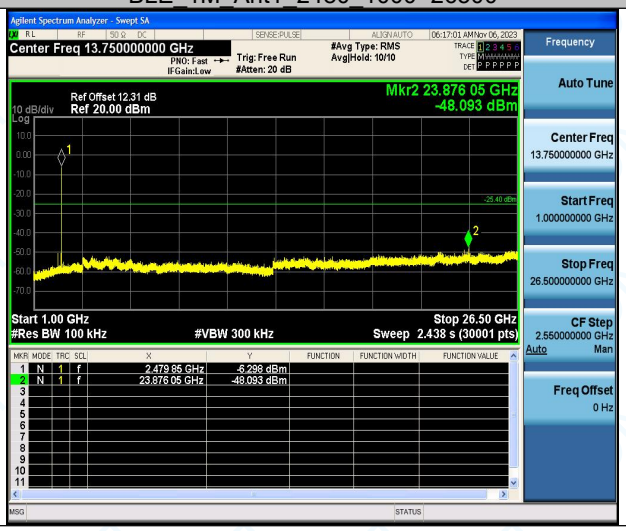
BLE_1M_Ant1_2480_1000~26500