03 Patient's Bowel Movement Occurrence

- Receive notification of the patient's bowel movement.
- Display notifications on the monitor in the central management center.
- Operate the receiver device for caregivers, prompting diaper change.
- Display status by color, indicating whether the action has been processed.

04 Sensor Status and Server Program

- Display real-time information on patient care and program operation status.
- Initiate requests for handling work by the assigned care worker if not processed.
- Accumulate event data for each patient and utilize it in comprehensive patient management.

Detailed Overview of Smart Helathcare System's Processes

Central Control System for Patient Management

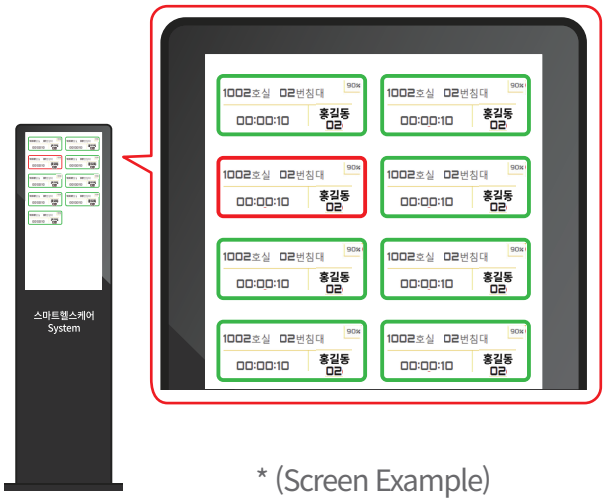

* (Screen Example)

Grey : Indicates no communication within the set time.

Yellow : Activates when the sensor detects an event.

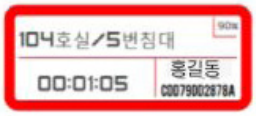

Red : Alerts when the set time elapses after the sensor detects.

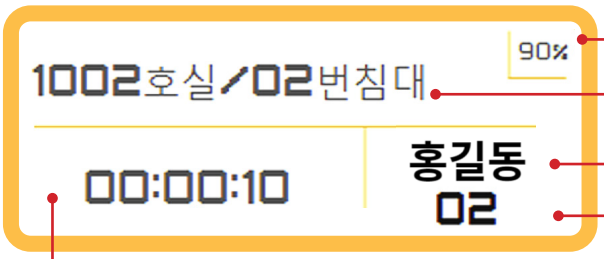

Sensor Battery Remaining Capacity

Location of Event Occurrence

Registered Patient Names

Administrator Number

Elapsed Time Since Sensor Detection

- Click to delete
- Time display initiates upon detecting the event

The way you treat the elderly in your community says a lot about your values.

Product Configuration for the System

Bowel Sensor Operations Management System

Bowel Sensor Specifications

- Real-time event notifications for patients' bowel movement.
- Applicable for all types of diapers.
- The amount of defecation can be adjusted according to the patient's individual defecation characteristics
- External attachment type allows for free attachment, detachment, and continuous use.
- Replaceable battery sensor with a long service life (lasting 6 months). Coin battery: CR2032, 3.0V, Lithium battery
- Optimal shape design for loss prevention: 19g / H(56.5) x V(56.5) x T(8.6) mm
- Application of LORA method for reliably transmitting wireless data.

32" Standing Touch Screen Monitor

- Displays real-time notifications of bowel movement.
- All-in-one with Server & Client program.
- No need for additional devices (keyboard, mouse)
- Ultra-thin design (23mm), easy to move around

Display Area : 392.85*698.4mm / 16 : 9, Brightness 300cd/m2
Touch Panel : 3mm Tempered Glass / Projtected capative touch

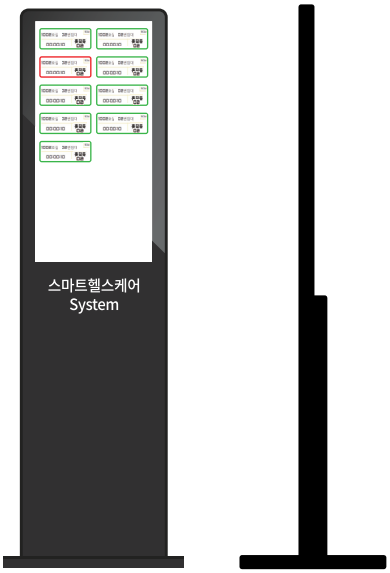

* (Screen Example)

Mini PC with Windows 10 Pro

* (Screen Example)

Windows 10 Pro Set-top Box
(Scanner, Client program, Server program)

Dimension : 106 x 106 x 18 mm	Input : 100-240V, AC, 50/60Hz
LPDDR3 : 4GB	Storage : Emmc64g
CPU : Intel® Apollo	Adapter : 12V/1.5-2A
Graphics : Intel® HD Graphics	

Receiver Device for Bowel Movement Sensing

Micro RTX
(Transmitter-Receiver Data Collection Device)
Radio Communication: LoRa
Power: USB 5V/0.2A

Dimension : W(65) X D(38) X H(35)
TX POWER : 10mW below (+10dBm)
Operating temperature : -10 ~ +50 (°C)
Dimension : W(65) X D(38) X H(35)

* (Screen Example)

Product Configuration for the System

Fall Prevention Management System

* (Screen Example)

Sensing Device Designed for Bed Attachment

- Attach the sensor device to the bed's safety bar
- Real-time monitoring detects patients grasping the safety bar, enabling prompt response to unexpected behaviors and preventing fall accidents in advance.

TX POWER : 10mW below (+10dBm)	Total Weight : 50g
Dimension : W(65) X D(38) X H(35)	USB 5V/0.31A

Emergency Bell for Fall Warning

- Triggers a caution for staff when a fall event occurs. (Enables interventions for patients and appropriate sanctions.)
- Sound output from the speaker prompts, "Do you need any help?"

Modulation scheme	FM(GFSK)
Frequency Band	447.8625 MHz
DC Power Input	12V, 3A (Ø2)
Dimension	92(mm) X 142(mm) X 35(mm)

* (Screen Example)

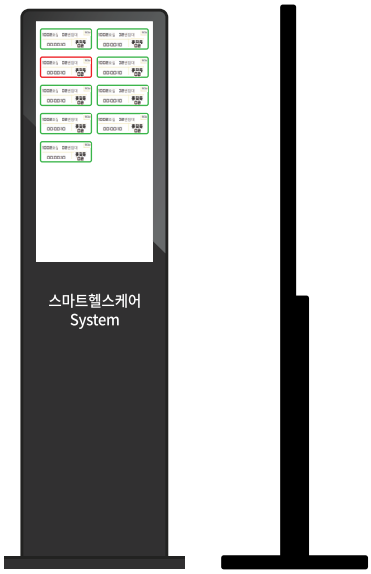

* (Screen Example)

32” Standing Touch Screen Monitor

- Displays real-time notifications of fall warning.
- All-in-one with Server & Client program.
- No need for additional devices (keyboard, mouse).
- Ultra-thin design (23mm), easy to move around.

Display Area : 392.85*698.4mm / 16 : 9, Brightness 300cd/m2
Touch Panel : 3mm Tempered Glass / Projtected capative touch

Mini PC with Windows 10 Pro

Windows 10 Pro Set-top Box (Scanner, Client program, Server program)

Dimension : 106 x 106 x 18 mm	Input : 100-240V, AC, 50/60Hz
LPDDR3 : 4GB	Storage : Emmc64g
CPU : Intel® Apollo	Adapter : 12V/1.5-2A
Graphics : Intel® HD Graphics	

* (Screen Example)

Product Configuration for the System

Bowel Notification System for Individuals with Disabilities – Designed for Special

BLE Type Bowel Sensor

- Boosts self-esteem and hygiene.
- Minimizes undressing and changing, fostering dignity.
- Enhances trust among wearers, guardians, and administrators.
- Efficient Defecation Treatment reduces odor and maintains a pleasant environment.
  - Classroom comfort fosters inclusivity for all students.
- Increased satisfaction for patients and guardians.

Smart Device Integration

- Linked with the device of the special class teacher.
- Elevates self-esteem, empowering with prompt assistance.
- Improves the class environment by enhancing learning with quick support.
- Inclusive learning fosters a comfortable atmosphere for all students.

* (Screen Example)

Product Configuration for the System

Smart healthcare system additional options

* (Screen Example)

Option 1
Wrist Type Receiver Device

Displays notifications of bowel movements.

Shows the reception log on the screen
Utilizes wireless RF communication (UHF 900M).
Charges via USB magnetic charging.

Option 2
32” Standing Touch Screen Monitor

* Classifies wards in hospitals and displays notifications for separate management.

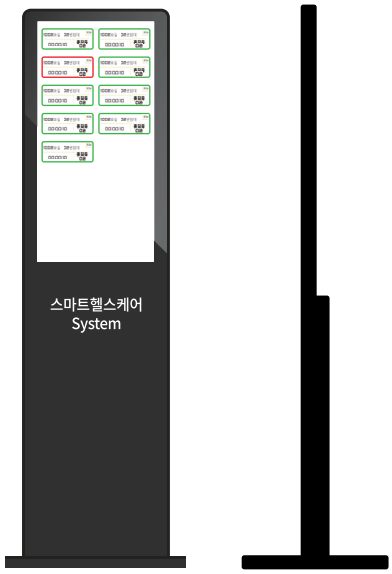

* (Screen Example)

FCC Compliance Statement

This device complies with part 15 of the FCC rules. Operation is subject to the following two conditions: (1) This device may not cause harmful interference, and (2) this device must accept any interference received, including interference that may cause undesired operation.

FCC Interference Statement

This equipment has been tested and found to comply with the limits for a Class B digital device, pursuant to part 15 of the FCC Rules. These limits are designed to provide reasonable protection against harmful interference in a residential installation. This equipment generates, uses and can radiate radio frequency energy and, if not installed and used in accordance with the instructions, may cause harmful interference to radio communications. However, there is no guarantee that interference will not occur in a particular installation. If this equipment does cause harmful interference to radio or television reception, which can be determined by turning the equipment off and on, the user is encouraged to correct the interference by one of the following measures:

- Reorient or relocate the receiving antenna.
- Increase the separation between the equipment and receiver.
- Connect the equipment into an outlet on a circuit different from which the receiver is connected.
- Consult the dealer or an experienced radio/TV technician for help.

FCC Caution

Any changes or modifications not expressly approved by the party responsible for compliance could void the user's authority to operate this equipment. This transmitter must not be co-located or operating in conjunction with any other antenna or transmitter.

FCC Radiation Exposure Statement

LFW2921-01 : Sensor Receiver

This equipment complies with FCC radiation exposure limits set forth for an uncontrolled environment. This equipment should be installed and operated with minimum distance 20 cm between the radiator and your body. This transmitter must not be co-located or operating in conjunction with any other antenna or transmitter.

LFW2930-01 : Diper Sensor

This equipment complies with FCC radiation exposure limits set forth for an uncontrolled environment. This equipment should be installed and operated with minimum distance 5 mm between the radiator and your body. This transmitter must not be co-located or operating in conjunction with any other antenna or transmitter.