2DH5_Ant1_2402

2DH5_Ant1_2441

2DH5_Ant1_2480

3DH5_Ant1_2402

3DH5_Ant1_2441

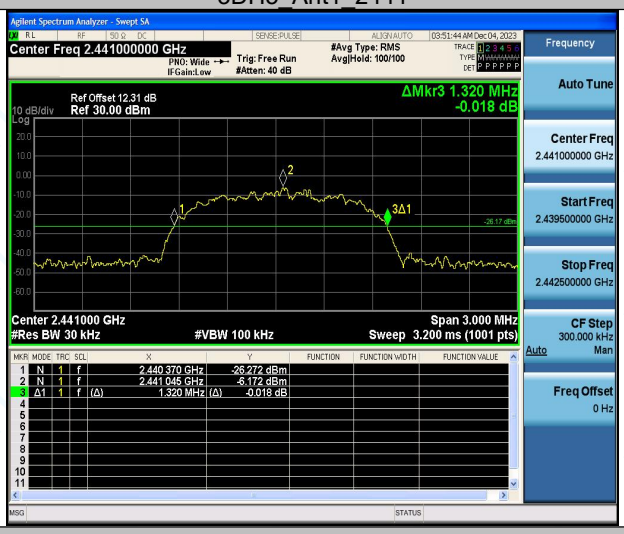

3DH5_Ant1_2480

Appendix B: Maximum conducted output power

Test Result

Test Mode	Antenna	Freq(MHz)	Conducted Peak Powert[dBm]	Conducted Limit[dBm]	Verdict
DH5	Ant1	2402	1.06	≤20.97	PASS
		2441	0.73	≤20.97	PASS
		2480	0.11	≤20.97	PASS
2DH5	Ant1	2402	2.88	≤20.97	PASS
		2441	2.54	≤20.97	PASS
		2480	1.84	≤20.97	PASS
3DH5	Ant1	2402	0.42	≤20.97	PASS
		2441	0.13	≤20.97	PASS
		2480	-0.63	≤20.97	PASS

Test Graphs

DH5_Ant1_2402

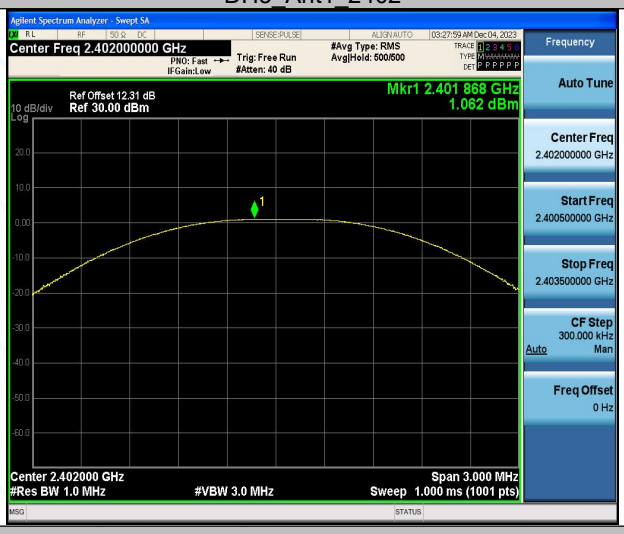

DH5_Ant1_2441

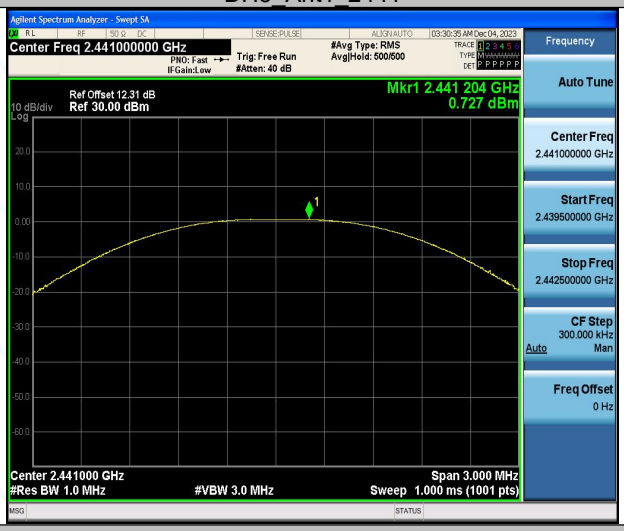

DH5_Ant1_2480

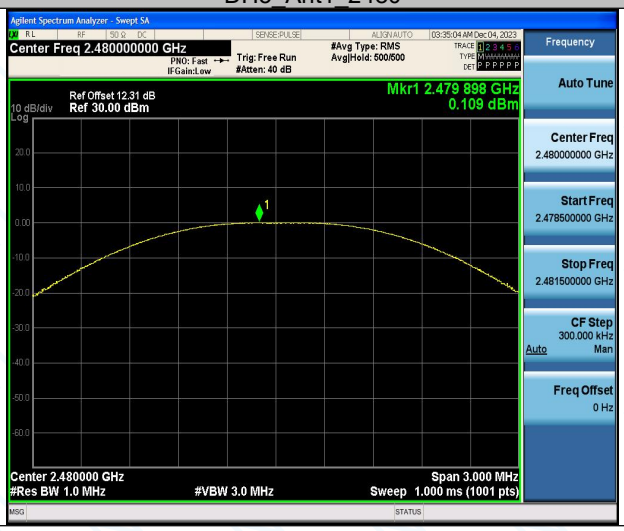

2DH5_Ant1_2402

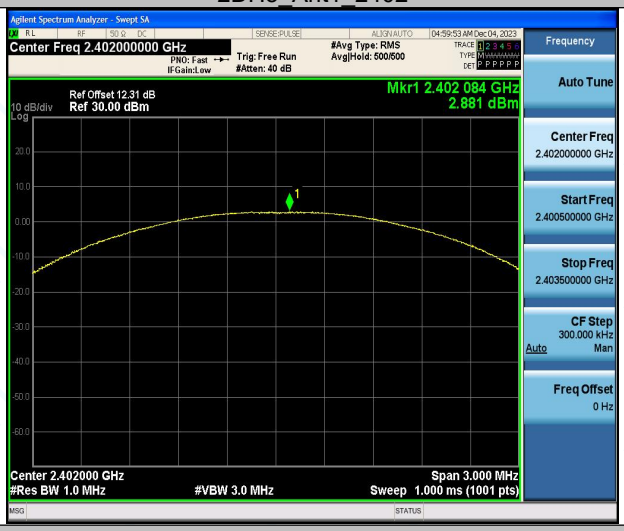

2DH5_Ant1_2441

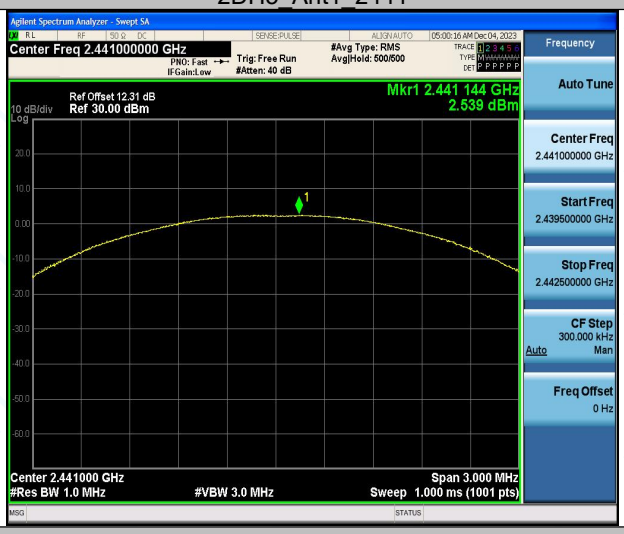

2DH5_Ant1_2480

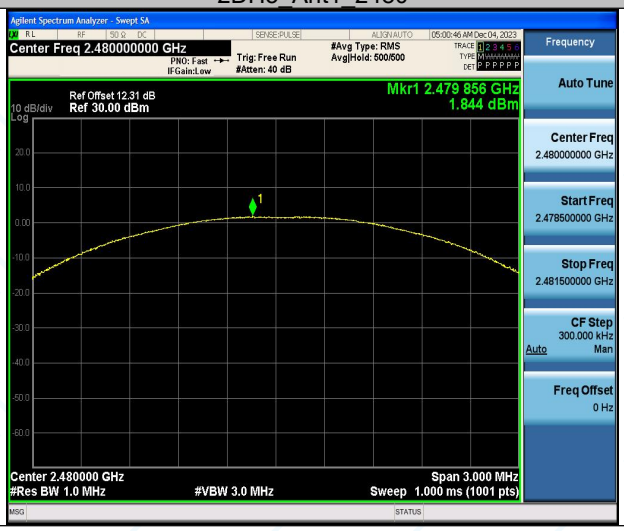

3DH5_Ant1_2402

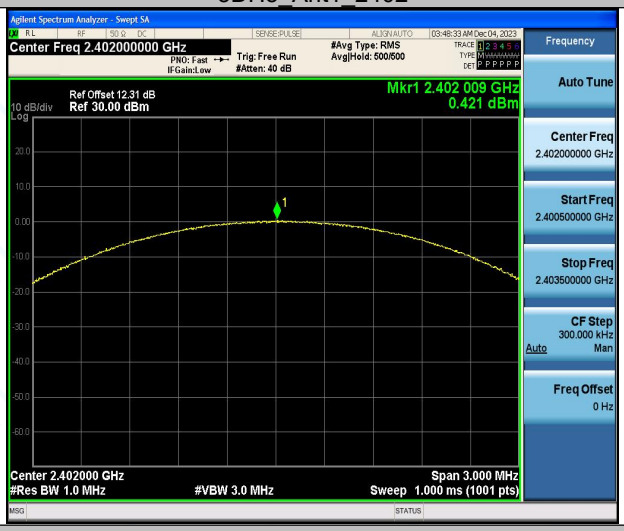

3DH5_Ant1_2441

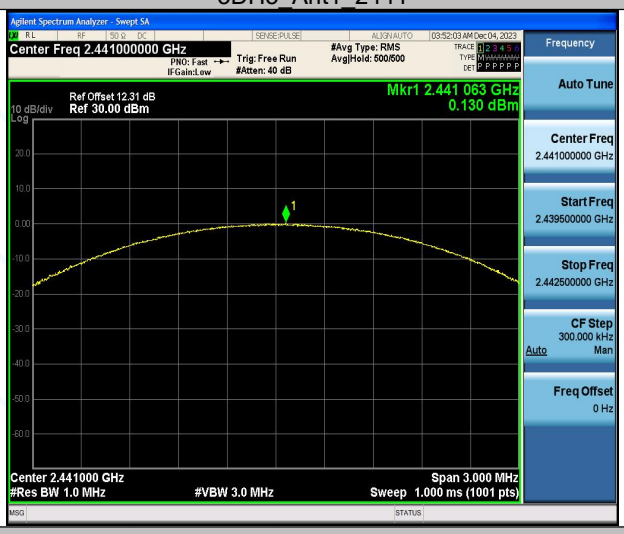

3DH5_Ant1_2480

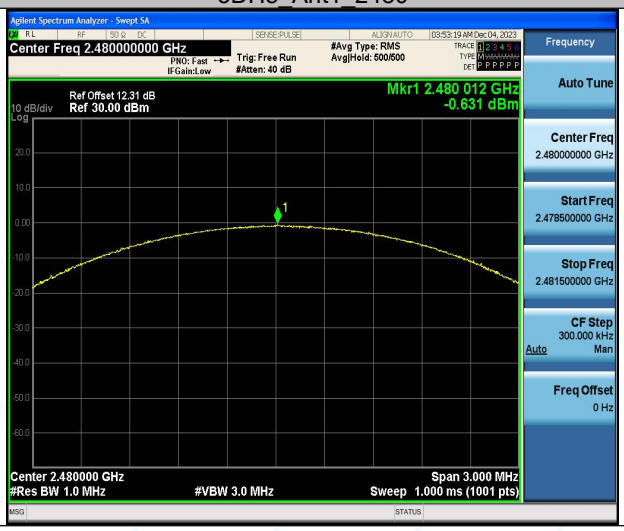

Appendix C: Carrier frequency separation

Test Result

Test Mode	Antenna	Freq(MHz)	Result[MHz]	Limit[MHz]	Verdict
DH5	Ant1	Hop	0.998	≥0.960	PASS
2DH5	Ant1	Hop	0.994	≥0.888	PASS
3DH5	Ant1	Hop	0.948	≥0.880	PASS

Test Graphs

DH5_Ant1_Hop

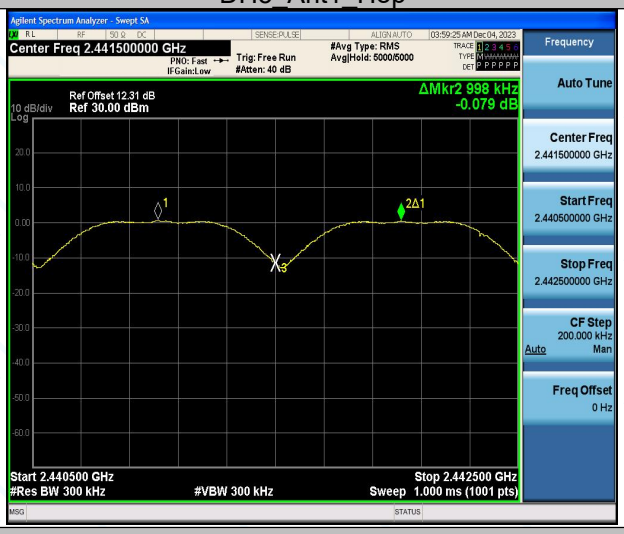

2DH5_Ant1_Hop

3DH5_Ant1_Hop

Appendix D: Dwell Time

Test Result

Test Mode	Antenna	Freq(MHz)	BurstWidth [ms]	TotalHops [Num]	Result[s]	Limit[s]	Verdict
DH1	Ant1	Hop	0.402	320	0.129	≤0.4	PASS
DH3	Ant1	Hop	1.657	160	0.265	≤0.4	PASS
DH5	Ant1	Hop	2.906	106.67	0.31	≤0.4	PASS
2DH1	Ant1	Hop	0.412	320	0.132	≤0.4	PASS
2DH3	Ant1	Hop	1.663	160	0.266	≤0.4	PASS
2DH5	Ant1	Hop	2.912	106.67	0.311	≤0.4	PASS
3DH1	Ant1	Hop	0.410	320	0.131	≤0.4	PASS
3DH3	Ant1	Hop	1.659	160	0.265	≤0.4	PASS
3DH5	Ant1	Hop	2.912	106.67	0.311	≤0.4	PASS

Test Graphs

DH1_Ant1_Hop

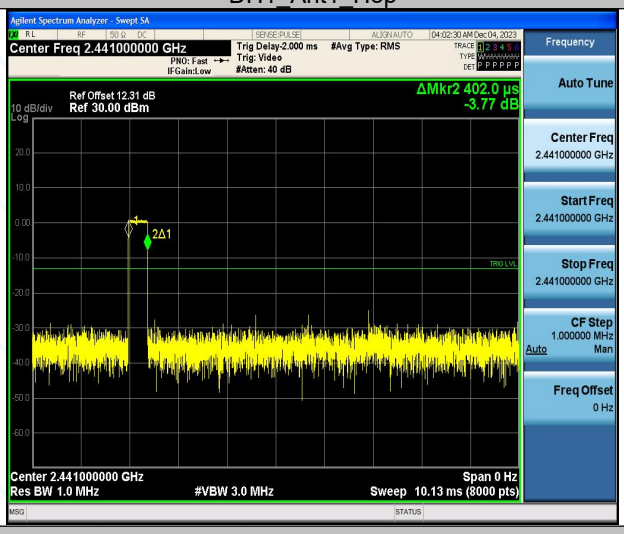

DH3_Ant1_Hop

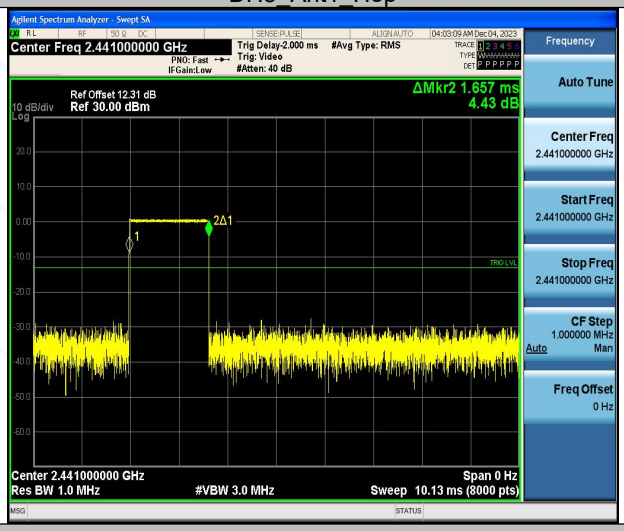

DH5_Ant1_Hop

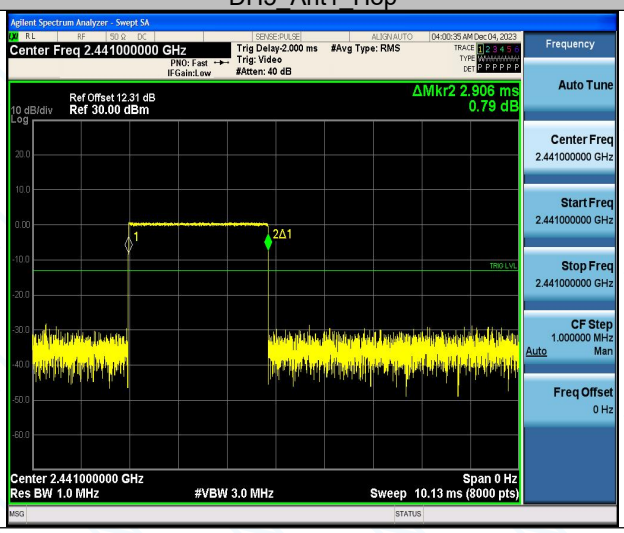

2DH1_Ant1_Hop

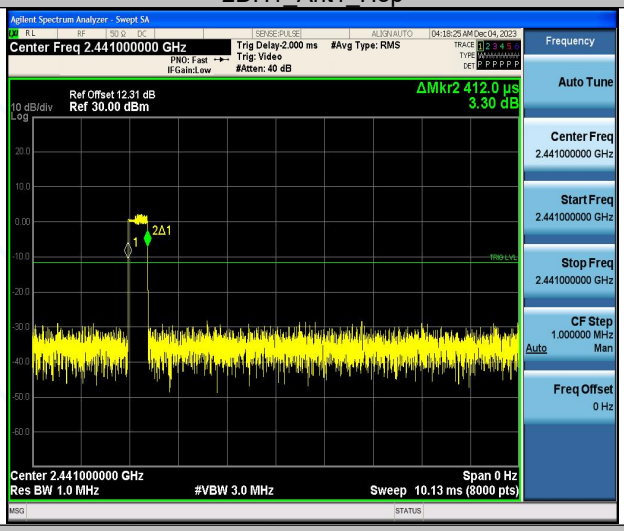

2DH3_Ant1_Hop

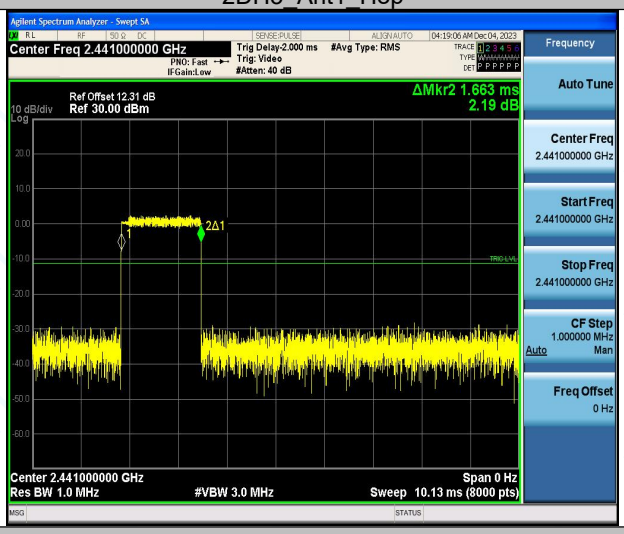

2DH5_Ant1_Hop

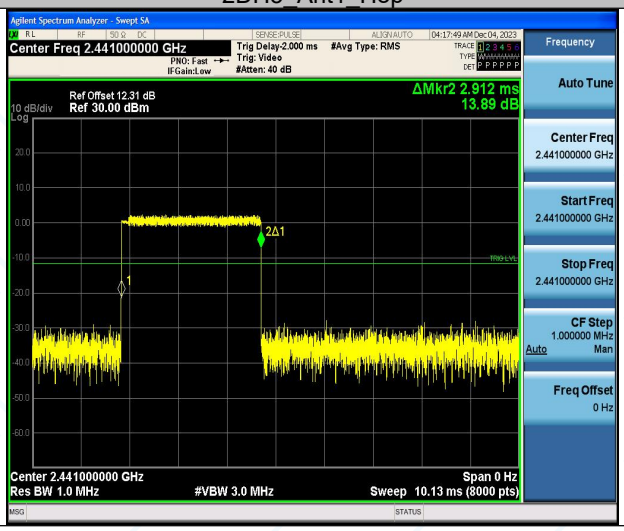

3DH1_Ant1_Hop

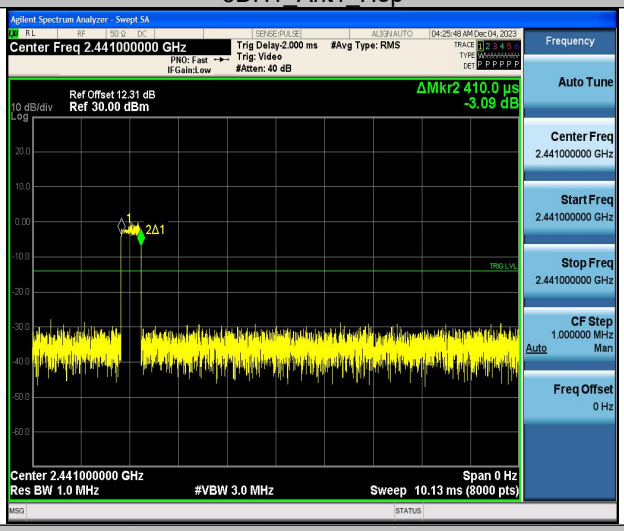

3DH3_Ant1_Hop

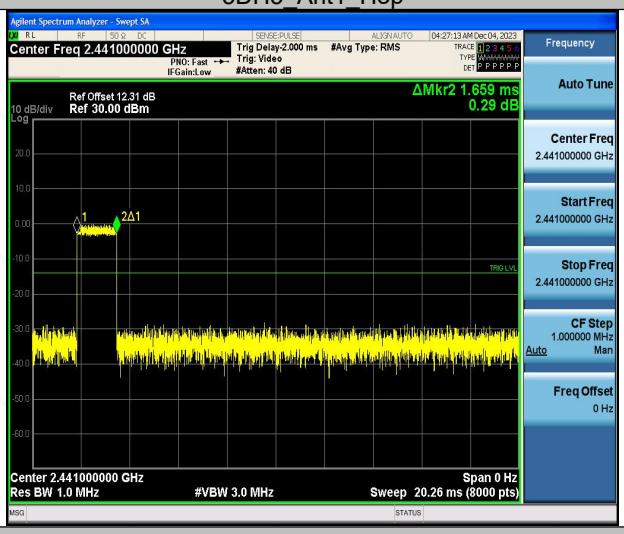

3DH5_Ant1_Hop

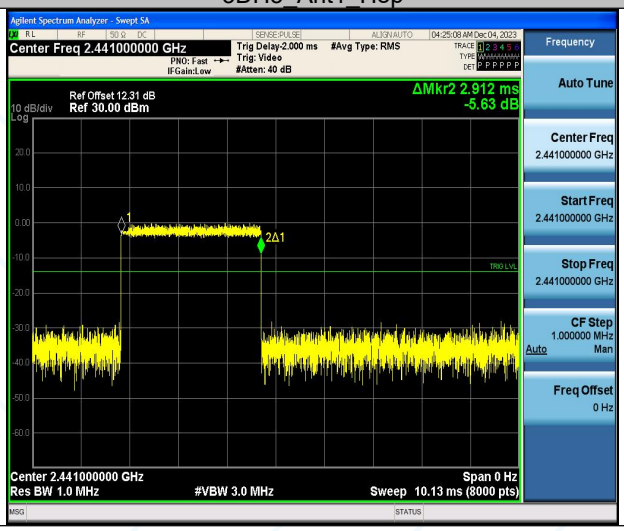

Appendix F: Number of hopping channels

Test Result

TestMode	Antenna	Freq(MHz)	Result[Num]	Limit[Num]	Verdict
DH5	Ant1	Hop	79	≥15	PASS
2DH5	Ant1	Hop	79	≥15	PASS
3DH5	Ant1	Hop	79	≥15	PASS

Test Graphs

DH5_Ant1_Hop

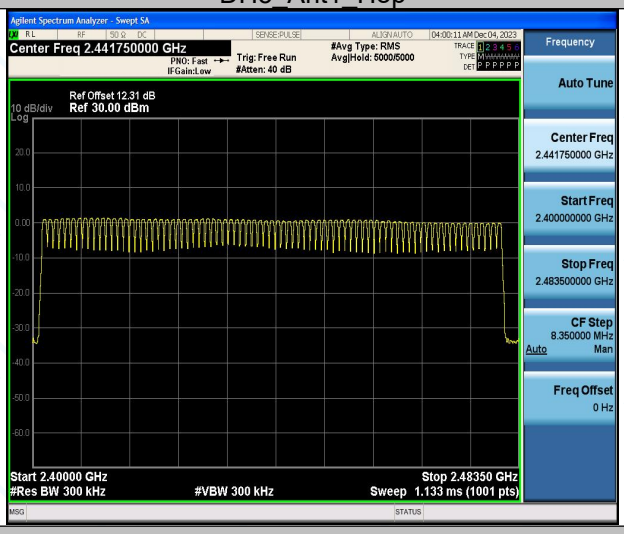

2DH5_Ant1_Hop

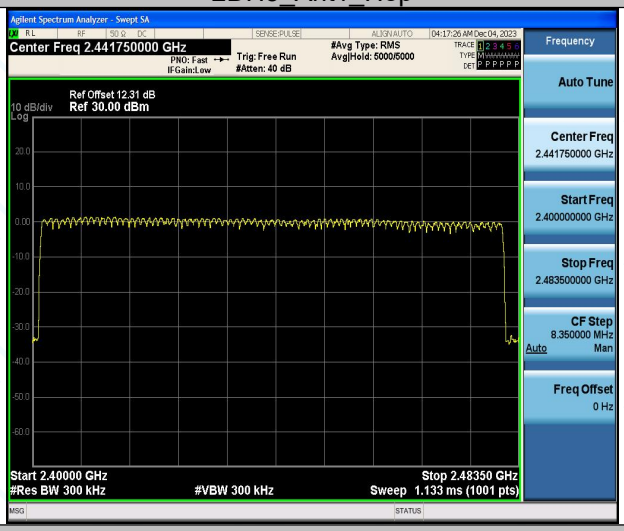

3DH5_Ant1_Hop

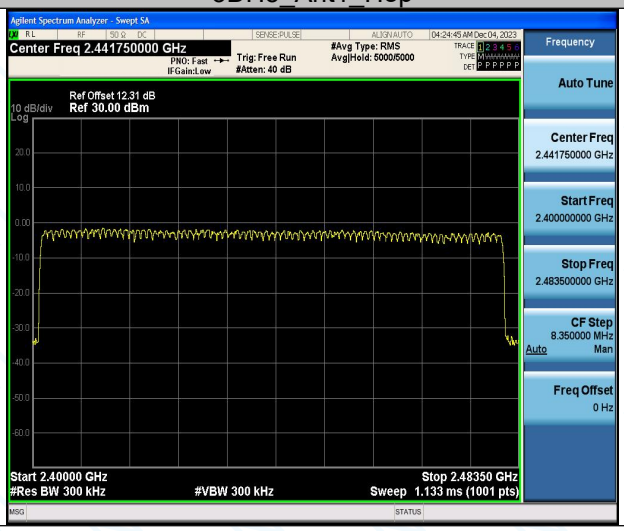

Appendix F: Band edge measurements

Test Result

Test Mode	Antenna	Ch Name	Freq(MHz)	Ref Level [dBm]	Result [dBm]	Limit [dBm]	Verdict
DH5	Ant1	Low	2402	-1.98	-51.61	≤-21.98	PASS
		High	2480	-2.87	-51.48	≤-22.87	PASS
		Low	Hop_2402	-2.17	-51.83	≤-22.17	PASS
		High	Hop_2480	-3.06	-49.54	≤-23.06	PASS
2DH5	Ant1	Low	2402	-0.51	-51.56	≤-20.51	PASS
		High	2480	-5.28	-51.61	≤-25.28	PASS
		Low	Hop_2402	-3.24	-51.63	≤-23.24	PASS
		High	Hop_2480	-4.76	-37.48	≤-24.76	PASS
3DH5	Ant1	Low	2402	-3.61	-51	≤-23.61	PASS
		High	2480	-4.82	-51.52	≤-24.82	PASS
		Low	Hop_2402	-3.72	-51.92	≤-23.72	PASS
		High	Hop_2480	-6.13	-38.32	≤-26.13	PASS

.

Test Graphs

DH5_Ant1_Low_2402

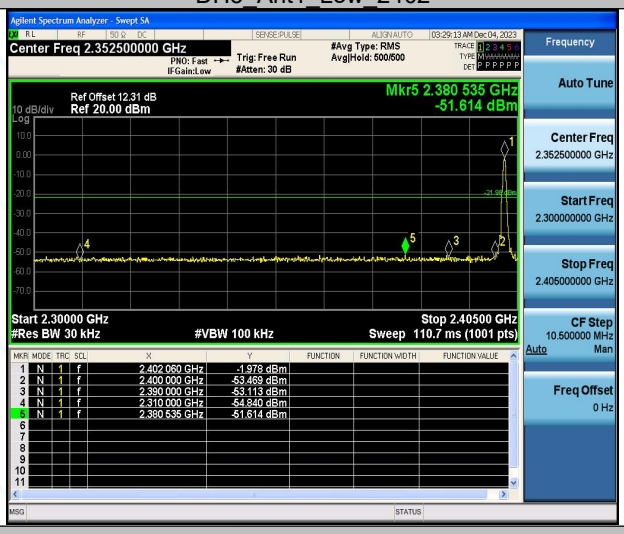

DH5_Ant1_High_2480

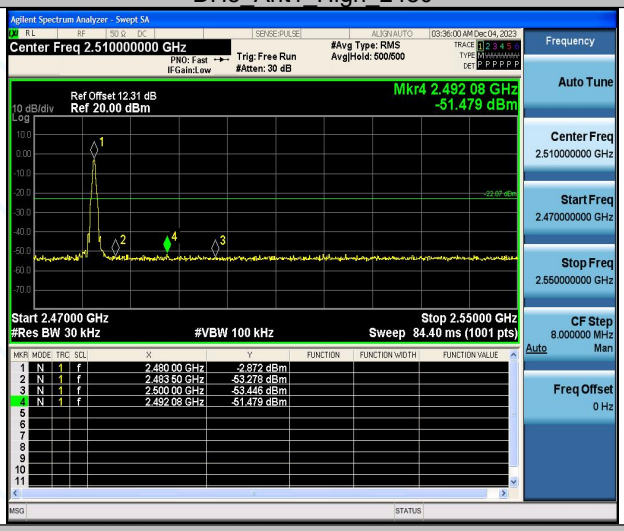
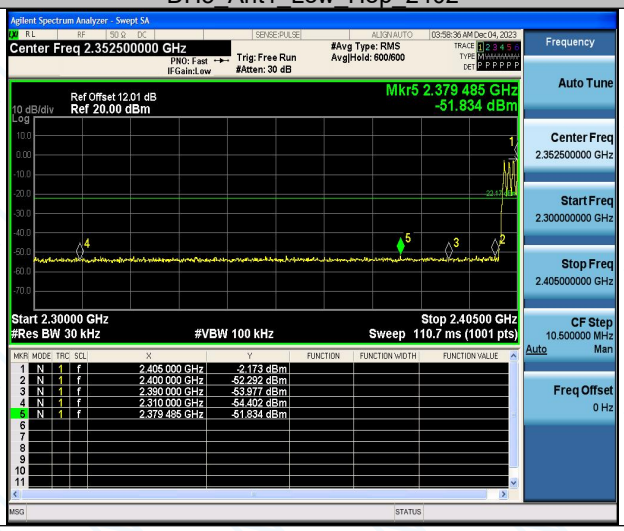
DH5_Ant1_Low_Hop_2402